

Vector current renormalisation in momentum subtraction schemes using the HISQ action

D. Hatton*

SUPA, School of Physics and Astronomy, University of Glasgow, Glasgow, G12 8QQ, UK

E-mail: d.hatton.1@research.gla.ac.uk

C. T. H. Davies

SUPA, School of Physics and Astronomy, University of Glasgow, Glasgow, G12 8QQ, UK

E-mail: christine.davies@glasgow.ac.uk

G. P. Lepage

Laboratory for Elementary-Particle Physics, Cornell University, Ithaca, New York 14853, USA

E-mail: g.p.lepage@cornell.edu

A. T. Lytle

INFN, Sezione di Roma Tor Vergata, Via della Ricerca Scientifica 1, 00133 Roma RM, Italy

E-mail: andrew.lytle@roma2.infn.it

HPQCD Collaboration

www.physics.gla.ac.uk/HPQCD

As the only lattice vector current that does not require renormalisation is the point-split conserved current it is convenient to have a robust, precise and computationally cheap methodology for the calculation of vector current renormalisation factors, Z_V . Momentum subtraction schemes, such as RI-SMOM, implemented nonperturbatively on the lattice provide such a method if it can be shown that the systematic errors, e.g. from condensates, are well controlled.

We present Z_V calculations for the conserved current in both the RI-SMOM and RI'-MOM momentum subtraction schemes as well as local current renormalisation in the RI-SMOM scheme. By performing these calculations at various values of the momentum scale μ and different lattice spacings we can investigate the presence of power suppressed nonperturbative contributions and compare the results to expectations arising from the Ward-Takahashi identity. Our results show that the RI-SMOM scheme provides a well controlled determination of Z_V but the standard RI'-MOM scheme does not.

We then present some preliminary uses of these Z_V calculations in charm physics.

37th International Symposium on Lattice Field Theory - Lattice2019

16-22 June 2019

Wuhan, China

*Speaker.

1. Motivation

While there exists a conserved vector current on the lattice that does not require renormalisation it can be complicated to implement for highly improved actions such as HISQ [1] where it includes both 1-link and 3-link pieces. It is therefore more practically convenient to work with the simple local vector current which then requires a renormalisation calculation to be performed. The HPQCD collaboration has previously used the calculation of form factors at $q^2 = 0$ to renormalise the local vector current across a range of lattice spacings ($\sim 0.15 - 0.09$ fm) [2]. These results achieved high precision but to do so required the computation of two and three-point functions on large numbers of configurations ($\mathcal{O}(1000)$) at each lattice spacing. For future work that will require further renormalisation calculations to be performed (for example, on finer lattices) it is desirable to have a numerically faster method. Such a method is offered by the use of momentum subtraction schemes implemented on the lattice with momentum sources. It is then found that good precision can be obtained with only ~ 20 configurations.

Here we perform an analysis of the systematic effects, in particular nonperturbative (condensate) contributions, present in momentum subtraction scheme calculations of vector current renormalisation.

2. The Ward-Takahashi identity

On the lattice there exists an exact Ward-Takahashi identity (WTI) which relates the finite difference operator acting on a matrix element involving the (action dependent) conserved vector current to a difference of propagators. We have

$$\langle \Delta_\mu J_{\text{con}}^\mu(x) \psi(y_1) \bar{\psi}(y_2) \rangle = \delta_{y_2, x} \langle \psi(y_1) \bar{\psi}(x) \rangle - \delta_{y_1, x} \langle \psi(x) \bar{\psi}(y_2) \rangle. \quad (2.1)$$

Once the discrete Fourier transform of Eq. 2.1 has been taken the lattice WTI becomes (\tilde{x} is the mid-point of x and $x + \hat{\mu}$)

$$(1 - e^{iaq_\mu}) \sum_x \langle \psi(p_1) e^{-iq \cdot x} J_{\text{con}}^\mu(\tilde{x}) \bar{\psi}(p_2) \rangle = \langle \psi(p_1) \bar{\psi}(p_2) \rangle - \langle \psi(p_2) \bar{\psi}(p_1) \rangle. \quad (2.2)$$

In the continuum this identity means that once wavefunction renormalisation has been performed it is not possible to separately renormalise the vector current and therefore $Z_V = 1$. As Eq. 2.2 is exact as a fully nonperturbative expression on the lattice, this is also true of the lattice conserved vector current. It also means that methods for determining Z_V for non-conserved currents that make use of the Ward-Takahashi identity are protected against contamination by non-perturbative artefacts. This is the case with the RI-SMOM scheme.

3. RI-SMOM and RI'-MOM

The RI-SMOM (shortened here to SMOM) scheme is defined using quark propagators and vertex functions of operators between external off-shell quark states. Spin-colour traces over projected pieces of the inverse propagator and vertex functions are compared to their tree level values to define their renormalisation constants. The SMOM kinematic setup inserts momentum at

the vertex where the operator is placed so that the incoming and outgoing quark momenta are not equal $q = p_1 - p_2 \neq 0$. These momenta are chosen to be in a symmetric configuration with $p_1^2 = p_2^2 = q^2 \equiv \mu^2$ [3].

The vector vertex function is constructed from quark fields ψ as:

$$G_V = \langle \psi(p_1) (\sum_x \bar{\psi}(x) \gamma_\mu \psi(x) e^{i(p_1 - p_2) \cdot x}) \bar{\psi}(p_2) \rangle. \quad (3.1)$$

After amputation by the quark propagator S , $\Lambda_V = S^{-1}(p_1) G_V S^{-1}(p_2)$, this vertex function is used to define the vector current renormalisation. $Z_V = Z_q / \text{Tr}(P_V \Lambda_V)$ with $Z_q = \text{Tr}(\not{p} S^{-1}(p))$ and $P_V = (1/12) q_\mu \not{q}$ in the SMOM scheme (in the continuum). Here the trace is over spin and colour indices.

If we consider a lattice form of the SMOM Z_V definition where Λ_V is now the amputated vector vertex function for the lattice conserved vector current we can amputate the WTI and multiply by $(1/12 \hat{q}^2) \not{\hat{q}}$ to obtain (ignoring subtleties related to our use of staggered quarks [4, 5])

$$\frac{Z_q}{Z_V} = \frac{1}{12 \hat{q}^2} \text{Tr} \left(\frac{-2i}{a} \sin(aq_\mu/2) \Lambda_V^\mu \not{\hat{q}} \right) = \frac{1}{12 \hat{q}^2} [\text{Tr}(S^{-1}(p_2) \not{\hat{q}}) - \text{Tr}(S^{-1}(p_1) \not{\hat{q}})]. \quad (3.2)$$

The \hat{q} in $\not{\hat{q}}$ is a discretisation of q chosen so that Z_q is 1 in the free theory, $\hat{q} = \sin(aq) + (1/6)\sin^3(aq)$ [4].

The r.h.s of Eq. 3.2 is equal to $(1/12 \hat{q}^2) \text{Tr}(S^{-1}(\hat{q}) \not{\hat{q}}) = Z_q$ in the continuum. If this remains unbroken by discretisation effects on the lattice then $Z_V = 1$ for the conserved current in the SMOM scheme independent of mass, momentum and lattice spacing. Through explicit numerical calculation we see this to be true up to the 0.05% level of our statistical errors.

The RI'-MOM scheme [6] uses a kinematic setup in which no momentum is inserted at the vertex ($q = 0$) and there is therefore only one momentum in the problem, p . The definition of Z_V is different in RI'-MOM although the same Z_q definition is used. The difference is that projector P_V in RI'-MOM is just γ_μ which makes its application a little simpler. However, as the WTI is *not* used in the construction of the scheme to protect Z_V for the conserved current against renormalisation Z_V is not equal to 1 for the conserved current, even in the continuum, and a perturbative matching to the $\overline{\text{MS}}$ scheme is required [6]. We may also expect nonperturbative effects to be present in Z_V calculated on the lattice using the RI'-MOM scheme even for the conserved current as the WTI does not guarantee their cancellation, as seen in Figure 1.

4. Results

The details of our implementation can largely be found in [5] and [4]. We stringently fix to Landau gauge and calculate propagators from momentum sources $e^{-ip \cdot x}$ on 20 configurations. The results presented here use the MILC 2+1+1 ensembles listed in Table 1 [7] where the Z_V numbers from set 4 are preliminary.

4.1 RI'-MOM: Z_V for the conserved current

We calculate the vector current renormalisation in the RI'-MOM scheme for three different lattice spacings and four different μ values, apply the matching factor factor to $\overline{\text{MS}}$ [6, 8] known through order α_s^3 and fit the resulting data. We use the fit function

Table 1: MILC 2+1+1 ensembles used in the analysis presented here. The results on set 4 are preliminary.

Set	β	a [fm]	L_s	L_t	am_l^{sea}	am_s^{sea}	am_c^{sea}
1	6.0	0.12404(66)	24	64	0.0102	0.0509	0.635
2	6.30	0.08872(47)	48	96	0.00363	0.0363	0.430
3	6.72	0.05922(33)	48	144	0.0048	0.024	0.286
4	7.00	0.04406(23)	64	192	0.00316	0.0158	0.188

$$Z_V^{\text{con}}(a, \mu) = 1 + \sum_i c_{a^2 \mu^2}^{(i)} (a\mu/\pi)^{2i} + \sum_i c_{aa^2 \mu^2}^{(i)} (a\mu/\pi)^{2i} \alpha_{\overline{\text{MS}}} (1/a) + \sum_j c_{\text{cond}}^{(j)} \alpha_{\overline{\text{MS}}}(\mu) \frac{(1 \text{ GeV})^{2j}}{\mu^{2j}} \times [1 + c_{\text{cond}, a^2}^{(j)} (a\Lambda/\pi)^2] + c_\alpha \alpha_{\overline{\text{MS}}}^4(\mu). \quad (4.1)$$

This includes discretisation errors, power suppressed condensate terms (expected to arise here as already discussed) and a term to account for the uncertainty in the $\overline{\text{MS}}$ matching at order α_s^4 . Here we are using the conserved current so $\alpha_s(1/a)$ terms not multiplied by discretisation terms should not appear. The RI'-MOM conserved Z_V results and the fit using Eq. 4.1 ($\chi^2/\text{d.o.f} = 0.6$) are shown in Figure 1.

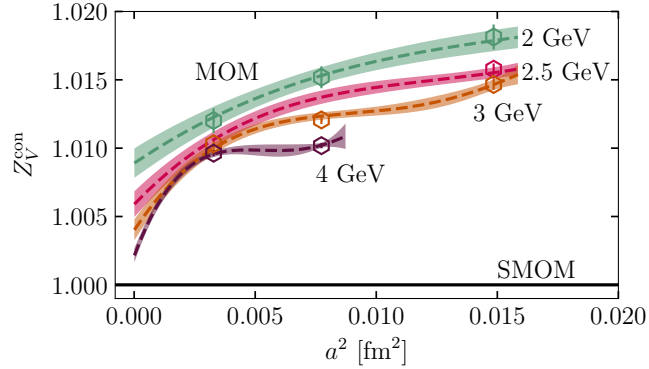


Figure 1: The renormalisation constant of the conserved vector current in the RI'-MOM scheme for different values of the momenta μ and different lattice spacings. There is clearly dependence on both quantities. In addition to this there are signs of a $\sim 1\%$ condensate effect demonstrated by the disagreement between the continuum extrapolations for different μ . This is to be compared to the RI-SMOM scheme where the value of the conserved Z_V is 1 (the black line), independent of μ or a^2 as observed through explicit computation.

A good χ^2 cannot be obtained if the condensate terms are omitted. The presence of these terms in the Z_V determined for the conserved current means that the continuum limit depends (incorrectly) on μ . For example, at $\mu = 2 \text{ GeV}$ the condensate terms correspond to a $\sim 1\%$ systematic error in Z_V . Such effects are absent in RI-SMOM, shown by the straight line at value 1 in Figure 1.

4.2 RI-SMOM: Z_V for the local current

The local vector current is not conserved but, once renormalised, should have the same matrix elements as the conserved current in the continuum limit. The fact that $Z_V = 1$ for the conserved

current in the RI-SMOM scheme implies that the renormalisation factor for the local current must be free of condensate contributions in the continuum limit. We can test this by studying the behaviour of the SMOM Z_V for the local current that we calculate. HPQCD has previously calculated the local current renormalisation using form factor methods [2]. The difference between the results for Z_V from the form factor method (denoted $Z_V^{F(0)}$) and the SMOM scheme should be purely a consequence of discretisation effects; the perturbative QCD series that renormalises the local to the conserved current should cancel between the two and neither should have condensate contributions (this was tested for the form factor method in [2]). Our results for the difference of Z_V values are shown in Figure 2 along with a fit to a polynomial of even powers of $a\mu$ (we also include powers of $a\mu$ multiplied by α_s). The fit works well, demonstrating the absence of condensate effects for the local vector current renormalisation in the RI-SMOM scheme.

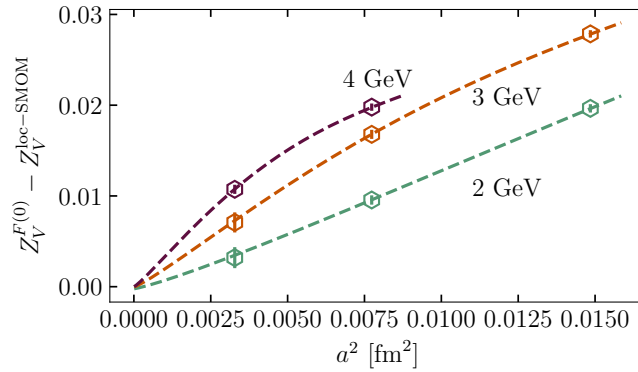


Figure 2: The difference of the local current renormalisation factors determined from vector form factors and in the RI-SMOM scheme. The fit includes just discretisation effects, indicating the absence of condensate effects in the vector current renormalisation calculated in the RI-SMOM scheme as well as the consistency between the two sets of results.

5. Applications to charm physics

These local vector current renormalisations, calculated in the RI-SMOM scheme, may be used in conjunction with existing HPQCD charmonium data on the MILC 2+1+1 ensembles [9]. The vector renormalisation is required for the computation of the J/ψ decay constant. A preliminary continuum extrapolation of the renormalised J/ψ decay constant is shown in Figure 3 where good agreement with the PDG [10] value can be seen, determined from the J/ψ leptonic width. This improves on HPQCD’s earlier results on $n_f=2+1$ gluon configurations [11].

We may also use the same correlators to calculate vector correlator time moments defined by $\mathcal{M}_n = Z_V^2 \sum_i t^n C_{J/\psi}(t)$, with $C_{J/\psi}(t)$ denoting the vector correlator at the charm mass. The continuum extrapolations of these moments can be compared to determinations using experimental data [12]. This is done on the left-hand side of Figure 4. These time moments can be used to calculate the charm connected contribution to the leading order hadronic vacuum polarisation contribution to the anomalous magnetic moment of the muon a_μ^c [13]. This can be done at each lattice spacing

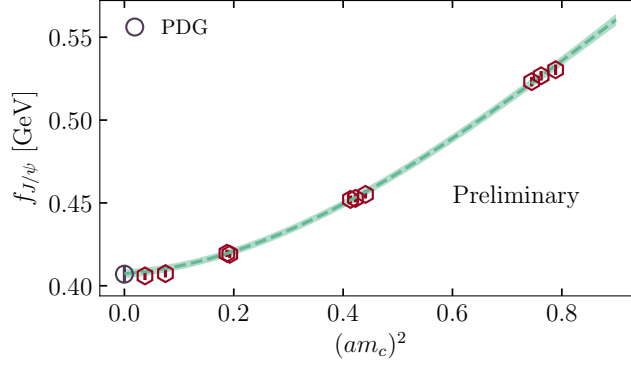


Figure 3: Preliminary continuum extrapolation of the J/ψ decay constant using Z_V factors in the RI-SMOM scheme.

and extrapolated to the continuum or each time moment can be extrapolated to $a = 0$ individually and then combined. The right-hand side of Figure 4 compares these two methods as well as providing comparison to a previous HPQCD [13] and a BMW [14] determination of the same quantity.

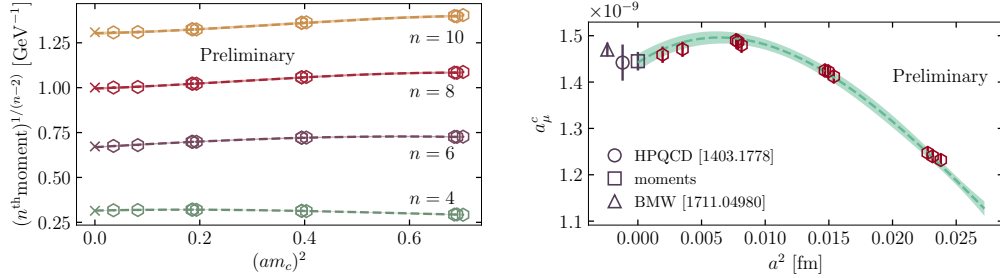


Figure 4: Left: Preliminary continuum extrapolations of various vector time moments compared to their extraction from experimental data. Right: Preliminary results for a_μ^c (using Z_V calculated in the SMOM scheme) with comparisons to previous results.

6. Conclusion

We have performed a numerical implementation of the HISQ conserved current which we have used to explicitly show that $Z_V = 1$ for the conserved current in RI-SMOM with no visible condensate effects. In comparison, there are $\sim 1\%$ nonperturbative effects which contaminate results for the conserved current in the RI'-MOM scheme. This is to be expected from the different construction of the two schemes: RI-SMOM makes use of the Ward-Takahashi identity to protect the conserved vector current while RI'-MOM does not. We have also demonstrated consistency between SMOM and form factor results for the local vector current renormalisation indicating a lack of nonperturbative effects in this case as well. This implies that vector current renormalisations calculated in the SMOM scheme may be used in lattice calculations without needing to worry

about nonperturbative contamination. The same cannot be said of the RI'-MOM scheme. With that in mind we have demonstrated some preliminary applications of SMOM local vector current renormalisations to charm physics.

Acknowledgments We are grateful to MILC for the use of their gluon field ensembles. This work was supported by the UK Science and Technology Facilities Council. The calculations used the DiRAC Data Analytic system at the University of Cambridge, operated by the University of Cambridge High Performance Computing Service on behalf of the STFC DiRAC HPC Facility (www.dirac.ac.uk). This is funded by BIS National e-infrastructure and STFC capital grants and STFC DiRAC operations grants.

References

- [1] E. Follana *et al.* [HPQCD and UKQCD Collaborations], Phys. Rev. D **75** (2007) 054502 doi:10.1103/PhysRevD.75.054502 [hep-lat/0610092].
- [2] B. Chakraborty *et al.* [HPQCD Collaboration], Phys. Rev. D **96**, no. 7, 074502 (2017) doi:10.1103/PhysRevD.96.074502 [arXiv:1703.05552 [hep-lat]].
- [3] C. Sturm, Y. Aoki, N. H. Christ, T. Izubuchi, C. T. C. Sachrajda and A. Soni, Phys. Rev. D **80**, 014501 (2009) doi:10.1103/PhysRevD.80.014501 [arXiv:0901.2599 [hep-ph]].
- [4] A. T. Lytle and S. R. Sharpe, Phys. Rev. D **88**, no. 5, 054506 (2013) doi:10.1103/PhysRevD.88.054506 [arXiv:1306.3881 [hep-lat]].
- [5] A. T. Lytle *et al.* [HPQCD Collaboration], Phys. Rev. D **98**, no. 1, 014513 (2018) doi:10.1103/PhysRevD.98.014513 [arXiv:1805.06225 [hep-lat]].
- [6] K. G. Chetyrkin and A. Retey, Nucl. Phys. B **583**, 3 (2000) doi:10.1016/S0550-3213(00)00331-X [hep-ph/9910332].
- [7] A. Bazavov *et al.* [MILC Collaboration], Phys. Rev. D **87**, no. 5, 054505 (2013) doi:10.1103/PhysRevD.87.054505 [arXiv:1212.4768 [hep-lat]].
- [8] J. A. Gracey, Nucl. Phys. B **662**, 247 (2003) doi:10.1016/S0550-3213(03)00335-3 [hep-ph/0304113].
- [9] B. A. Galloway, P. Knecht, J. Koponen, C. T. H. Davies and G. P. Lepage, PoS LATTICE **2014**, 092 (2014) doi:10.22323/1.214.0092 [arXiv:1411.1318 [hep-lat]].
- [10] M. Tanabashi *et al.* [Particle Data Group], Phys. Rev. D **98**, no. 3, 030001 (2018). doi:10.1103/PhysRevD.98.030001
- [11] G. C. Donald, C. T. H. Davies, R. J. Dowdall, E. Follana, K. Hornbostel, J. Koponen, G. P. Lepage and C. McNeile, Phys. Rev. D **86**, 094501 (2012) doi:10.1103/PhysRevD.86.094501 [arXiv:1208.2855 [hep-lat]].
- [12] K. G. Chetyrkin, J. H. Kuhn, A. Maier, P. Maierhofer, P. Marquard, M. Steinhauser and C. Sturm, Phys. Rev. D **80**, 074010 (2009) doi:10.1103/PhysRevD.80.074010 [arXiv:0907.2110 [hep-ph]].
- [13] B. Chakraborty *et al.* [HPQCD Collaboration], Phys. Rev. D **89**, no. 11, 114501 (2014) doi:10.1103/PhysRevD.89.114501 [arXiv:1403.1778 [hep-lat]].
- [14] S. Borsanyi *et al.* [Budapest-Marseille-Wuppertal Collaboration], Phys. Rev. Lett. **121**, no. 2, 022002 (2018) doi:10.1103/PhysRevLett.121.022002 [arXiv:1711.04980 [hep-lat]].