

# Joint Timing Offset and Channel Estimation for Multi-user UFMC Uplink

Yicheng Xu, Hongyun Chu, *Member, IEEE*, Xiaodong Wang, *Fellow, IEEE*

**Abstract**—The universal filtered multi-carrier (UFMC) system, which groups and filters subcarriers before transmission, is a potential multi-carrier modulation technique for the emerging Machine-Type Communications. Given the relaxed time synchronization requirement of UFMC, we design a novel joint timing offset and channel estimation method for multi-user UFMC uplink transmission. The joint estimation problem is formulated based on atomic norm minimization (ANM) that enhances the sparsity of timing offsets in the continuous frequency domain. Simulation results show that the proposed method can achieve considerable performance gain, as compared with existing approaches.

**Index Terms**—Universal filtered multi-carrier, timing offset, multi-user, atomic norm minimization, channel estimation.

## I. INTRODUCTION

The UFMC system, also known as the universal-filtered orthogonal frequency-division multiplexing (UF-OFDM) system, does not need a cyclic prefix (CP) and has better spectral property compared with the OFDM system [1]. In a UFMC system, the whole bandwidth is divided into several sub-bands each consisting of a group of sub-carriers, and each sub-band employs a finite impulse response (FIR) filter to suppress the spectral side-lobe levels and achieve higher robustness. The suppressed side-lobes significantly reduce the inter-block interferences (IBI) caused by synchronization errors without CP, which relaxes the synchronization requirement of UFMC and renders it suitable for more flexible resource allocation and higher spectrum efficiency.

Although UFMC has lower sensitivity to timing offsets (TO) compared with OFDM, time synchronization is still an important and open problem for UFMC-based systems [2]. Generally, for uplink transmissions, a random access initialization that involves the user equipment (UE) transmitting time alignment, should be processed before data exchanges between the base station (BS) and UEs. However, with the states of UEs varying, time misalignments occur inevitably, which is commonly detected by the synchronization maintenance and eliminated by stepping back to the initialization operation. Methods of TO estimation for OFDM have been widely investigated in [7]–[12]. However, some TO estimators developed for OFDM may not be applicable

to UFMC, e.g., the additional sub-band filters in UFMC will destroy the self-correlation and constant modulus properties of the Constant Amplitude Zero Auto Correlation sequence, which is commonly used in OFDM TO estimation algorithms. Moreover, due to the lack of the CP, methods exploiting the CP structures in OFDM become useless in UFMC.

Existing TO estimation methods for UFMC, e.g. [3]–[6], are state-of-the-art techniques in UFMC synchronization. They are all variants of methods for OFDM. The essence of these methods is to form a specially designed training sequence, which is then used at receivers to estimate the TO through finding the peaks of the correlation sequences. Moreover, these methods do not exploit the underlying time offset signal sparsity. On the other hand, the precision of these on-grid algorithms is limited, since the TO estimation is essentially an off-grid problem.

In this paper, we develop a joint time synchronization and channel estimation scheme for UFMC-based systems to improve the TO estimation accuracy and reduce synchronization overhead during the maintenance phase, freeing the system from continuous signalling exchange and unnecessary reinitialization operations. Here, assisted by the training pilots for channel estimation, the joint estimation of the TO and the channel is formulated as a convex optimization problem under the ANM framework that exploits the multi-user-wise joint sparsity in the continuous TO. Simulation results are provided to illustrate the superior performance of the proposed method over existing solutions.

## II. SIGNAL MODEL

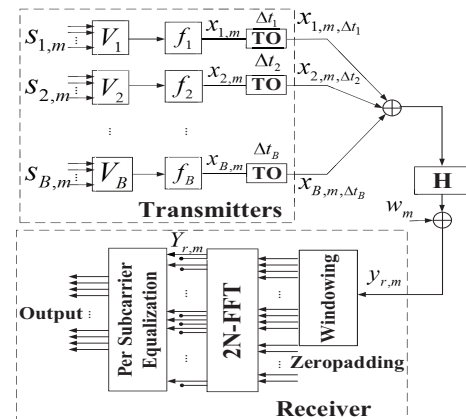


Fig. 1. Multi-user uplink UFMC system model.

Manuscript received Apr. 1, 2019; accepted Oct. 22, 2019. The associate editor coordinating the review of this paper and approving it for publication was Jan Mietzner. (*corresponding author: Hongyun Chu.*)

Y. Xu and H. Chu are with the National Mobile Communications Research Laboratory, Southeast University, Nanjing 210096, China (e-mail: 421570704@qq.com; hy\_chu@foxmail.com).

X. Wang is with the Department of Electrical Engineering, Columbia University, New York 10027, USA (e-mail: wangx@ee.columbia.edu).

We consider a multi-user UFMC uplink system, as shown in Fig. 1, where the system bandwidth is divided into  $B$  sub-bands and each sub-band comprises  $n_s$  consecutive sub-carriers. Without loss of generality, we assume that the  $B$  sub-bands are allocated to  $B$  UEs.

At the transmitter, the  $m$ th data symbol vector on the  $i$ th sub-band  $\mathbf{s}_{i,m} = [s_{i,m}(0), \dots, s_{i,m}(n_s - 1)] \in \mathcal{M}^{n_s}$  with  $\mathcal{M}$  being the symbol constellation set is first processed by a partial  $N$ -point Inverse Discrete Fourier Transform (IDFT)  $\mathbf{V}_i$ . We denote the IDFT output of the  $m$ th symbol of the  $i$ th UE as  $s_{i,m}(t)$ , i.e.,  $s_{i,m}(t) = \sum_{k=(i-1)n_s}^{in_s-1} s_{i,m}(k - (i-1)n_s) e^{j2\pi k \frac{t-t_s}{T_s}}$ , where  $i = 1, \dots, B$ ,  $m = 1, \dots, M$ ,  $t \in [t_s, t_s + T_s]$ ,  $t_s$  is the symbol starting time,  $T_s' = NT_s$  denotes the symbol duration, with  $T_s$  representing the sampling interval, and  $N \geq n_s B$ . The signal  $s_{i,m}(t)$  is then filtered by an FIR filter  $f_i(t)$ ,  $t \in [0, LT_s]$ , which is employed in the UFMC to deal with the IBI. Thus the  $m$ th transmitted signal of the  $i$ th UE is given by  $x_{i,m}(t) = s_{i,m}(t) * f_i(t)$ , where  $*$  denotes the convolution operation, and  $t \in [t_s, t_s + T_s' + LT_s]$ .

The channel is assumed to be block-fading, i.e., the channel keeps invariant within a frame duration of  $M$  symbols. The corresponding channel impulse response from the  $i$ th UE to the BS is denoted as  $\tilde{h}_i(t)$ ,  $t \in [0, L_i]$ ,  $i = 1, \dots, B$ , where  $L_i$  is the delay spread of the  $i$ th UE. The TO induced by inaccurate detection of the symbol starting time between the  $i$ th UE and the BS is represented as  $\Delta t_i = (\bar{t}_i - t_s)/T_s \in \mathbb{R}$ , where  $\bar{t}_i$  is the actual symbol starting time, and  $t_s$  denotes the estimated starting time. Moreover, the  $m$ th transmitted symbol with TO of  $\Delta t_i$  is denoted as  $\tilde{x}_{i,m,\Delta t_i}(t) = x_{i,m}(t - \Delta t_i T_s)$ ,  $t \in [t_s, t_s + T_s' + LT_s]$ . Thus the received signal at the BS corresponding to the  $m$ th symbol from all UEs is given by

$$\tilde{y}_m(t) = \sum_{i=1}^B [\tilde{h}_i(t) * \tilde{x}_{i,m,\Delta t_i}(t)] + w_m(t), m = 1, \dots, M, \quad (1)$$

where  $t \in [t_s, t_s + T_s' + LT_s + L_{max}]$ ,  $L_{max} = \max_{i=1, \dots, B} \{L_i\}$  and  $w_m(t) \sim \mathcal{N}(0, \sigma^2)$  is the Gaussian white noise.

At the receiver, the  $(T_s' + LT_s + L_{max})$ -length signal  $\tilde{y}_m(t)$  is firstly sampled at the sampling interval of  $T_s$  to obtain  $(N + L - 1)$  samples, i.e.,  $\mathbf{y}_m = [y_m(0), \dots, y_m(N + L - 2)]^T \in \mathbb{C}^{(N+L-1) \times 1}$ , where  $y_m(n) = y_m(t_s + nT_s)$ , and then  $\mathbf{y}_m$  is zero-padded and processed by a  $2N$ -point Discrete Fourier Transform (DFT) to obtain

$$\begin{aligned} Y_m(k) &= \sum_{n=0}^{N+L-2} y_m(n) e^{-j2\pi kn/2N} \\ &= \sum_{i=1}^B H_i(k) X_{i,m,\Delta t_i}(k) + W_m(k), \end{aligned} \quad (2)$$

where  $H_i(k) = \sum_{l=0}^{\lfloor \frac{L_i}{T_s} \rfloor - 1} h_i(l) e^{-j2\pi kl/2N}$ ,  $X_{i,m,\Delta t_i}(k) = \sum_{n=0}^{N+L-2} x_{i,m,\Delta t_i}(n) e^{-j2\pi kn/2N}$ ,  $k = 0, \dots, 2N - 1$ , with  $\{h_i(l)\}_{l=0, \dots, \lfloor \frac{L_i}{T_s} \rfloor - 1}$  and  $\{x_{i,m,\Delta t_i}(n)\}_{n=0, \dots, N+L-2}$  being the results of sampling  $\tilde{h}_i(t)$  and  $\tilde{x}_{i,m,\Delta t_i}(t)$  at interval  $T_s$ , respectively.  $W_m(k) \sim \mathcal{N}(0, \sigma^2)$  is the corresponding Gaussian white noise in frequency domain.

For simplicity, the sub-carrier channels that belong to the same sub-band are assumed approximately equal, i.e.,  $H_i(k) = H_i, \forall k$ . Denoting  $\mathbf{Y}_m = [Y_m(0), Y_m(1), \dots, Y_m(2N -$

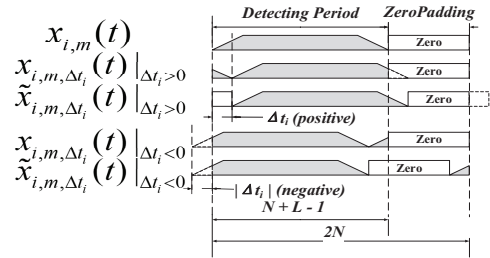
$1)]$ ,  $\mathbf{X}_{i,m,\Delta t_i} = [X_{i,m,\Delta t_i}(0), \dots, X_{i,m,\Delta t_i}(2N - 1)]$  and  $\mathbf{W}_m = [W_m(0), \dots, W_m(2N - 1)]$ , we then have

$$\mathbf{Y}_m = \sum_{i=1}^B H_i \mathbf{X}_{i,m,\Delta t_i} + \mathbf{W}_m \in \mathbb{C}^{2N \times 1}. \quad (3)$$

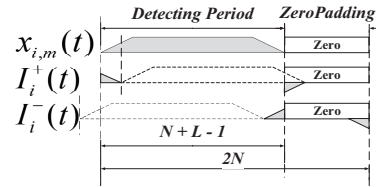
### III. JOINT TO AND CHANNEL ESTIMATION USING ANM

#### A. TO Interference Analysis

Before formulating the joint estimation problem, we first analyze the TO interference. For simplicity, we assume a repetitive pilot sequence for all sub-bands, i.e.  $x_{i,m\pm 1}(t) = x_{i,m}(t), \forall i, m$ , for both cases of  $\Delta t_i > 0$  and  $\Delta t_i < 0$ .



(a) TO on the  $m$ th symbol



(b) Interfering part of the signal

Fig. 2. Timing offsets and the corresponding interfering parts of the signal.

**a)  $\Delta t_i > 0$ :** As shown in Fig. 2(a), due to the repetitive pilot sequence, the TO leads to a circular shift of  $x_{i,m}(t)$  in the detection period. Denote  $\text{CS}[\cdot]_a^U$  as a circular shift operator, where  $U$  is the period,  $|a|$  is the size of the shift, and the sign of  $a$  indicates the shift direction. Letting  $T_s' + LT_s - T_s = T_U$  be the length of a UFMC symbol, thus we have  $x_{i,m,\Delta t_i}(t) = \text{CS}[x_{i,m}(t)]_{\Delta t_i T_s}^{T_U}$ . Zero padding after sampling at interval  $T_s$  is equivalent to sampling the continuous-time signal which is given by (for simplicity we set  $t_s = 0$ )

$$\bar{x}_{i,m,\Delta t_i}(t) = \begin{cases} x_{i,m,\Delta t_i}(t), & 0 \leq t \leq T_U, \\ 0, & T_U < t \leq 2NT_s. \end{cases} \quad (4)$$

Denote  $\tilde{x}_{i,m,\Delta t_i}(t) = \text{CS}[x_{i,m}(t)]_{\Delta t_i T_s}^{2NT_s}$  as shown in Fig. 2(a). Then we can write  $\bar{x}_{i,m,\Delta t_i}(t)$  as

$$\bar{x}_{i,m,\Delta t_i}(t) = \tilde{x}_{i,m,\Delta t_i}(t) + I_i^+(t), \quad (5)$$

where

$$\begin{aligned} I_i^+(t) &= \bar{x}_{i,m,\Delta t_i}(t) - \tilde{x}_{i,m,\Delta t_i}(t) \\ &= \begin{cases} x_{i,m}(t - \Delta t_i T_s + T_U), & t \in [0, \Delta t_i T_s], \\ -x_{i,m}(t - \Delta t_i T_s), & t \in [T_U, \Delta t_i T_s + T_U], \\ 0, & t \in [\Delta t_i T_s + T_U, T_U] \cup [\Delta t_i T_s + T_U, 2T_s']. \end{cases} \end{aligned} \quad (6)$$

Denote  $\text{DFT}[\cdot]$  as the operation of sampling at interval  $T_s$  followed by a  $2N$ -point DFT. On the basis of (5), we have  $\mathbf{X}_{i,m,\Delta t_i} = \text{DFT}[\tilde{x}_{i,m,\Delta t_i}(t)] = \tilde{\mathbf{X}}_{i,m,\Delta t_i} + \mathbf{I}_i^+$ , where  $\tilde{\mathbf{X}}_{i,m,\Delta t_i} = \text{DFT}[\tilde{x}_{i,m,\Delta t_i}(t)]$ ,  $\mathbf{I}_i^+ = \text{DFT}[\mathbf{I}_i^+(t)]$ . Then by the property of the Fourier transform, we have  $\tilde{\mathbf{X}}_{i,m,\Delta t_i} = \mathbf{X}_{i,m} \odot \mathbf{e}_{\Delta t_i}$ , with  $\mathbf{e}_{\Delta t_i} = [1, e^{-j2\pi \cdot 1 \cdot \Delta t_i / 2N}, \dots, e^{-j2\pi \cdot (2N-1) \cdot \Delta t_i / 2N}]^T \in \mathbb{C}^{2N \times 1}$  and  $\mathbf{X}_{i,m} = \text{DFT}[x_{i,m}(t)]$ , where  $\odot$  denotes the elementwise multiplication. Therefore, we get

$$\mathbf{X}_{i,m,\Delta t_i} = \mathbf{X}_{i,m} \odot \mathbf{e}_{\Delta t_i} + \mathbf{I}_i^+. \quad (7)$$

**b)**  $\Delta t_i < 0$ : Similarly, we can write

$$\mathbf{X}_{i,m,\Delta t_i} = \mathbf{X}_{i,m} \odot \mathbf{e}_{\Delta t_i} + \mathbf{I}_i^-, \quad (8)$$

where  $\mathbf{I}_i^- = \text{DFT}[\mathbf{I}_i^-(t)]$  with

$$\mathbf{I}_i^-(t) = \begin{cases} x_{i,m}(t - \Delta t_i T_s - T_U), & t \in [T_U + \Delta t_i T_s, T_U], \\ -x_{i,m}(t - \Delta t_i T_s - 2T'_s), & t \in [2T'_s + \Delta t_i T_s, 2T'_s], \\ 0, & t \in [0, T_U + \Delta t_i T_s] \cup [T_U, 2T'_s + \Delta t_i T_s]. \end{cases} \quad (9)$$

The first terms in (7) and (8), i.e.  $\mathbf{X}_{i,m} \odot \mathbf{e}_{\Delta t_i}$ , can be used to estimate the TO and the channels, while the terms  $\mathbf{I}_i^+$  and  $\mathbf{I}_i^-$  are interference.

Denote  $\eta_i^\pm = \frac{E\{|\mathbf{X}_{i,m} \odot \mathbf{e}_{\Delta t_i}|^2\}}{E\{|\mathbf{I}_i^\pm|^2\}}$  as the power ratios of the useful signal to TO-interference. As shown in Fig. 2(b),  $\mathbf{I}_i^+(t)$  and  $\mathbf{I}_i^-(t)$  are the combinations of the head and tail parts of the transmitted signal. Benefiting from sub-band filters employed in UFMC, the two ends of the transmitted symbol contain much less energy than the central part of it, i.e.,  $E\{|\mathbf{I}_i^\pm|^2\} \ll E\{|\mathbf{X}_{i,m} \odot \mathbf{e}_{\Delta t_i}|^2\}$ . Therefore,  $\eta_i^+$  and  $\eta_i^-$  are usually high enough. In particular, the interference caused by  $\mathbf{I}_i^\pm$  is even lower than that of AWGN in practical communication systems.

Thus, ignoring the terms  $\mathbf{I}_i^+$  and  $\mathbf{I}_i^-$ , we get the receiver  $2N$ -point DFT output based on (3), (7) and (8) as  $\mathbf{Y}_m = \sum_{i=1}^B H_i \mathbf{X}_{i,m} \odot \mathbf{e}_{\Delta t_i} + \mathbf{W}_m$ .

To facilitate our analysis, we assume that the pilot symbols remain the same for different sub-bands, i.e.,  $\mathbf{X}_{i,m} = \mathbf{X}_m, \forall i$ . Then we have  $\mathbf{Y}_m = \mathbf{X}_m \odot \sum_{i=1}^B H_i \mathbf{e}_{\Delta t_i} + \mathbf{W}_m$ .

### B. Joint Estimator

The target is to extract the continuous variables  $\{H_i\}_{i=1}^B$  and  $\{\Delta t_i\}_{i=1}^B$  from the received frequency-domain signal  $\mathbf{Y}_m \in \mathbb{C}^{2N \times 1}$ , which can be regarded as a collection of  $2N$  measurements. The potential sparsity of the problem is that the number of the complex sinusoids composing the unknown vector  $\sum_{i=1}^B H_i \mathbf{e}_{\Delta t_i}$  is much smaller than the number of the measurements, i.e.,  $B \ll 2N$ . Moreover, for such an off-grid problem, we use the atomic norm to enforce the sparsity.

According to [15], we denote  $\mathbf{e}(\tau_i) = [1, e^{j2\pi\tau_i}, \dots, e^{j2\pi(2N-1)\tau_i}]^T$  as the atom, where  $\tau_i \triangleq -\Delta t_i / 2N$ . Then the atomic set is  $\mathcal{A} = \{\mathbf{e}(\tau) | \tau \in [-\frac{1}{2}, \frac{1}{2}]\}$ . The class of signals is  $\mathbf{g} \triangleq \sum_{i=1}^B H_i \mathbf{e}(\tau_i) \in \mathbb{C}^{2N \times 1}$ . The atomic norm for  $\mathbf{g}$  is

$$\|\mathbf{g}\|_{\mathcal{A}} = \inf_{\tau_i \in [-\frac{1}{2}, \frac{1}{2}]} \left\{ \sum_{i=1}^B |H_i| : \mathbf{g} = \sum_{i=1}^B H_i \mathbf{e}(\tau_i) \right\}. \quad (10)$$

Then we formulate the joint estimator based on the following optimization

$$\hat{\mathbf{g}} = \arg \min_{\mathbf{g} \in \mathbb{C}^{2N \times 1}, \tau_i \in [-\frac{1}{2}, \frac{1}{2}]} \lambda \|\mathbf{g}\|_{\mathcal{A}} + \frac{1}{2} \|\mathbf{Y}_m - \mathbf{X}_m \odot \mathbf{g}\|_2^2, \quad (11)$$

where  $\mathbf{Y}_m = \mathbf{X}_m \odot \mathbf{g} + \mathbf{W}_m$ ,  $\lambda > 0$  is a regularization parameter which balances the fidelity of the measurement  $\mathbf{Y}_m$  and the sparsity of  $\mathbf{g}$ , and we set  $\lambda \simeq \sigma \sqrt{2N \log(2N)}$  according to [16]. Based on the convex equivalent formulation of the atomic norm, (11) becomes the following semidefinite program [15]:

$$\begin{cases} \min_{\substack{\mathbf{T} \in \mathbb{C}^{2N \times 2N}, \\ \mathbf{g} \in \mathbb{C}^{2N \times 1}, \\ t \in \mathbb{R}^+}} \frac{\lambda}{4N} \text{Tr}(\mathbf{T}) + \frac{\lambda t}{2} + \frac{1}{2} \|\mathbf{Y}_m - \mathbf{X}_m \odot \mathbf{g}\|_2^2 \\ \text{s.t.} \quad \begin{bmatrix} \mathbf{T} & \mathbf{g} \\ \mathbf{g}^H & t \end{bmatrix} \succeq 0, \end{cases} \quad (12)$$

where  $\text{Tr}(\cdot)$  is the trace operator,  $t = \sum_{i=1}^B |H_i|$ , and  $\mathbf{T} = \sum_{i=1}^B |H_i|^2 \mathbf{e}_{\tau_i} \mathbf{e}_{\tau_i}^H \in \mathbb{C}^{2N \times 2N}$  is a Toeplitz matrix.

The objective function of (12), e.g.,  $\frac{\lambda}{4N} \text{Tr}(\mathbf{T}) + \frac{\lambda t}{2} + \frac{1}{2} \|\mathbf{Y}_m - \mathbf{X}_m \odot \mathbf{g}\|_2^2$ , is a convex function, and the semidefinite constraint, e.g.,  $\begin{bmatrix} \mathbf{T} & \mathbf{g} \\ \mathbf{g}^H & t \end{bmatrix} \succeq 0$ , is a convex cone. Thus the above problem is convex, so it can be solved efficiently using a convex solver. We denote the solutions to (12) as  $\hat{\mathbf{g}}$  and  $\hat{\mathbf{T}}$ . Notice that  $\hat{\mathbf{T}}$  is in the form of a Vandemonde Decomposition. Thus we can employ the matrix pencil method to extract  $\{\hat{\tau}_i\}_{i=1}^B$  from the matrix  $\hat{\mathbf{T}}$  as follows [13].

Since  $\hat{\mathbf{T}}$  is positive semi-definite with  $\text{rank}(\hat{\mathbf{T}}) = B$ , there exists  $\mathbf{D} \in \mathbb{C}^{2N \times B}$  such that  $\hat{\mathbf{T}} = \mathbf{D}\mathbf{D}^H$ . Write  $\mathbf{D}$  as  $\mathbf{D} = [\mathbf{d}_0^H, \dots, \mathbf{d}_{2N-1}^H]^H$  with  $\mathbf{d}_n \in \mathbb{C}^{1 \times B}, n = 0, \dots, 2N-1$ . Define the upper submatrix  $\mathbf{D}_U = [\mathbf{d}_0^H, \dots, \mathbf{d}_{2N-2}^H]^H$  and the lower submatrix  $\mathbf{D}_L = [\mathbf{d}_1^H, \dots, \mathbf{d}_{2N-1}^H]^H$ . We consider the matrix pencil  $(\mathbf{D}_U^H \mathbf{D}_L, \mathbf{D}_U^H \mathbf{D}_U)$ . By solving a generalized eigen problem, we get the eigenvalues of  $(\mathbf{D}_U^H \mathbf{D}_L, \mathbf{D}_U^H \mathbf{D}_U)$  as  $\{d_i\}_{i=1}^B$ , with  $d_i = e^{j2\pi\tau_i}, i = 1, \dots, B$ . Thus  $\{\hat{\tau}_i\}_{i=1}^B$  is obtained, and  $\{\Delta \hat{t}_i\}_{i=1}^B$  and  $\{\hat{\mathbf{e}}(\tau_i)\}_{i=1}^B$  can be further calculated accordingly. Denoting  $\hat{\mathbf{E}} = [\hat{\mathbf{e}}(\tau_1), \dots, \hat{\mathbf{e}}(\tau_B)]$  and  $\mathbf{h} = [H_1, \dots, H_B]^H$ , then  $\hat{\mathbf{E}}\mathbf{h} = \hat{\mathbf{g}}$ . Hence the channel estimate is given by  $\hat{\mathbf{h}} = (\hat{\mathbf{E}}^H \hat{\mathbf{E}})^{-1} \hat{\mathbf{E}}^H \hat{\mathbf{g}}$ .

After obtaining the estimated  $\{\Delta \hat{t}_i\}_{i=1}^B$ , the BS decides whether to send a new Timing Advance message to a certain UE by comparing  $\Delta \hat{t}_i$  with a given threshold. Thus, the BS is able to adjust the timing of a UE when needed, instead of keeping strict synchronization through continuous signaling exchange in each period.

For the proposed ANM-based estimator,  $\begin{bmatrix} \mathbf{T} & \mathbf{g} \\ \mathbf{g}^H & t \end{bmatrix}$  in (12) is of size  $(2N+1)^2$ , thus its complexity is  $\mathcal{O}(N^3)$ .

## IV. SIMULATION RESULTS

In this section, we use simulations to illustrate the performance of the proposed algorithm. The size of the IDFT is set as  $N = 64$ ; the number of sub-bands is  $B = 2$ , which are allocated to two UEs. Following the setting of [14], each sub-band occupies  $n_s = 16$  subcarriers. Transmitters employ the length- $L$  Dolph-Chebyshev filter whose Fourier

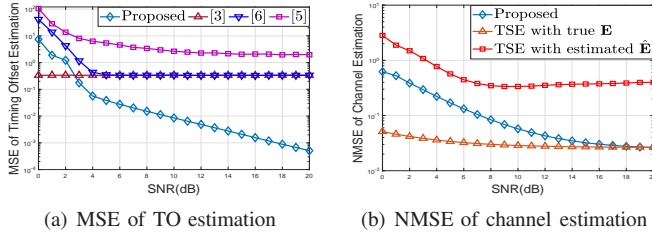


Fig. 3. System performance using the proposed algorithm: (a) MSE comparison of TO estimation between the proposed algorithm and existing methods from [3] [5] [6]; (b) NMSE comparison of channel estimation among the proposed algorithm, a two-step method with true TOs and a two-step method with estimated TOs given by the algorithm in [5].

transform side-lobe magnitude is  $\alpha$  dB below the main-lobe magnitude, where  $L = 6$ ,  $\alpha = 120$ . The number of symbols is  $M = 10^5$  and quadrature phase shift keying (QPSK) modulation is employed.  $\{H_i\}_{i=1}^B$  are randomly generated according to  $\mathcal{CN}(0, 1)$ .  $\{\Delta t_i\}_{i=1}^B$  are randomly generated according to  $\mathcal{U}(-L, L)$  where  $L$  is the length of the transmitting filter. We use  $n_p = 3$  repetitive pilot symbols for all methods in the simulation to ensure fairness. The signal-to-noise ratio (SNR) is defined as  $\frac{P}{2N\sigma^2}$  with  $P$  denoting the average transmission power. We use the mean square error (MSE) defined as  $\mathbb{E}[\frac{1}{B} \sum_{i=1}^B (\Delta \hat{t}_i - \Delta t_i)^2]$  and the normalized mean square error (NMSE) defined as  $\mathbb{E}[\|\hat{\mathbf{h}} - \mathbf{h}\|_2^2 / \|\mathbf{h}\|_2^2]$ , to evaluate the performance of TO and channel estimation, respectively.

For the first experiment, as shown in Fig. 3(a), to compare with the proposed TO estimator, we consider three methods, i.e., the ideal correlation algorithm in [3], the algorithm in [6], and the method in [5] based on the Schmidl&Cox (S&C) algorithm [9]. The algorithm in [3] correlates the received consecutive Zadoff-Chu sequences with the known pilot, and highlights the peak index as the TO estimate by the shifting and the superposition operations. It is regarded as the ideal case of correlation algorithms due to ignoring the overhead and sub-band filters. The algorithm in [6] uses the specially designed output signals and self-correlation functions to locate the TO. The above two methods in theory can be employed in any systems including UFMC; however, they both ignore the plateau-like effect caused by the sub-band filters in UFMC. The improved S&C algorithm in [5] is more practical due to considering the sub-band filters and reducing the plateau-like effect by various means. The simulation result in Fig. 3(a) indicates that the algorithm in [3] exhibits higher performance than other existing methods, with its accuracy remaining almost unchanged under various SNRs. The accuracy of the algorithm in [6] degrades in the low SNR region, e.g.,  $\text{SNR} < 4\text{dB}$ , for the reason that the results of the self-correlation functions are confused by noise. The algorithm in [5] performs worse than the other existing methods due to the pilot sequences being influenced by sub-band filters. On the other hand, there exists an upper bound which is caused by the basis mismatch problem of the on-grid methods. In contrast, the proposed algorithm exhibits much higher accuracy than all the other algorithms in the relatively high SNR region, e.g.,  $\text{SNR} > 3\text{dB}$ , due to utilizing the underlying multi-user-wise joint sparsity and the off-grid nature of the algorithm.

The complexities of the algorithms in [3], [5] and [6] are all  $\mathcal{O}(BN^2n_p)$ .

For the second experiment, we compare the proposed joint estimator with a traditional two-step estimator that first estimates the TO and then estimates the channel. In particular, the channel estimate of such a two-step estimator is given by  $\hat{\mathbf{h}} = ((\mathbf{X}_m \odot \hat{\mathbf{E}})^H (\mathbf{X}_m \odot \hat{\mathbf{E}}))^{-1} (\mathbf{X}_m \odot \hat{\mathbf{E}})^H \mathbf{Y}_m$ , where  $\hat{\mathbf{E}} = [\hat{e}_{\Delta t_1}, \dots, \hat{e}_{\Delta t_B}]$  contains the estimated TOs. In Fig. 3(b) we compare the channel estimation performances of the proposed joint estimator with two cases of the two-stage estimator (TSE): one is an ideal case where  $\hat{\mathbf{E}} = \mathbf{E}$  and for the other  $\hat{\mathbf{E}}$  is given by the algorithm in [5]. It is seen that a gap exists in the low SNR region between the proposed joint estimator and the ideal case. In the high SNR region, the proposed joint estimator rapidly approaches the ideal case. On the other hand, when the two-step estimator employs the TO estimator in [5], its performance is much worse than that of the proposed joint estimator.

## V. CONCLUSIONS

In this paper, we have proposed a super-resolution joint TO and channel estimator for multi-user uplink UFMC systems. The proposed estimator is based on the ANM that exploits the sparsity in the continuous TO. Simulation results indicate that the proposed algorithm outperforms the existing TO estimators, while also effectively estimating the user channels.

## REFERENCES

- [1] J. Wen, J. Hua, W. Lu, Y. Zhang, D. Wang, "Design of waveform shaping filter in the UFMC system", *IEEE Access*, vol. 6, pp. 32300-32309, 2018.
- [2] M. G. Kibria, G. P. Villardi, K. Ishizu, F. Kojima, "Throughput enhancement of multicarrier cognitive M2M networks: Universal-filtered OFDM systems", *IEEE Internet Things J.*, vol. 3, no. 5, pp. 830-838, 2016.
- [3] X. Wang, F. Schaich, S. ten Brink, "Channel estimation and equalization for 5G wireless communication systems", M.S. thesis, Univ. Stuttgart, Stuttgart, BW, 2014.
- [4] H. Cho, Y. Yan, G. Chang, X. Ma, "Asynchronous multi-User uplink transmissions for 5G with UFMC waveform", *Proc. Wireless Commun. Netw. Conf. (WCNC)*, pp. 1-5, Mar. 2017.
- [5] X. Yu, Z. Zhou, Y. Gao, "Improved symbol timing synchronization algorithm for UFMC system", *Comput. Eng.*, vol. 44, no. 11, pp. 105-108, 2018.
- [6] Y. Li, B. Tian, K. Yi, "An efficient and hybrid timing offset estimation approach for universal-filtered multi-carrier based systems over multipath Rayleigh fading channel", *Digit. Signal Prog.*, vol. 73, pp. 128-134, 2018.
- [7] C. L. Wang, H. C. Wang, "On joint fine time adjustment and channel estimation for OFDM systems", *IEEE Trans. Wireless Commun.*, vol. 8, no. 10, pp. 4940-4944, 2009.
- [8] Y. Y. Wang, "Estimation of CFO and STO for an OFDM using general ICI self-cancellation precoding", *Digit. Signal Prog.*, vol. 31, pp. 35-44, 2014.
- [9] T. M. Schmidl, D. C. Cox, "Robust frequency and timing synchronization for OFDM", *IEEE Trans. Commun.*, vol. 45, no. 12, pp. 1613-1621, 1997.
- [10] H. Minn, M. Zeng, V. K. Bhargava, "On timing offset estimation for OFDM systems", *IEEE Commun. Lett.*, vol. 4, no. 7, pp. 242-244, 2000.
- [11] A. B. Awoseyila, C. Kasparis, B. G. Evans, "Improved preamble-aided timing estimation for OFDM systems", *IEEE Commun. Lett.*, vol. 12, no. 11, pp. 825-827, 2008.
- [12] H. Abdzadeh-Ziabari, M. G. Shayesteh, "A novel preamble-based frame timing estimator for OFDM systems", *IEEE Commun. Lett.*, vol. 16, no. 7, pp. 1121-1124, 2012.
- [13] Z. Yang, L. Xie, P. Stoica, "Vandermonde decomposition of multilevel Toeplitz matrices with application to multidimensional super-resolution", *IEEE Trans. Inf. Theory*, vol. 62, no. 6, pp. 3685-3701, 2016.

- [14] X. Chen, L. Wu, Z. Zhang, J. Dang, J. Wang, "Adaptive modulation and filter configuration in universal filtered multi-carrier systems", *IEEE Trans. Wireless Commun.*, vol. 17, no. 3, pp. 1869-1881, 2018.
- [15] G. Tang, B. N. Bhaskar, P. Shah, B. Recht, "Compressed sensing off the grid", *IEEE Trans. Inf. Theory*, vol. 59, no. 11, pp. 7465-7490, 2013.
- [16] Z. Yang, L. Xie, "On gridless sparse methods for line spectral estimation from complete and incomplete data", *IEEE Trans. Signal Process.*, vol. 63, no. 12, pp. 3139-3153, 2015.