

Resolving the $(g - 2)_\mu$ and B anomalies with leptoquarks and a dark Higgs boson

Alakabha Datta,^{1,2,*} Jonathan L. Feng,^{2,†} Saeed Kamali,^{1,2,‡} and Jacky Kumar^{3,§}

¹*Department of Physics and Astronomy, University of Mississippi,
108 Lewis Hall, Oxford, Mississippi 38677, USA*

²*Department of Physics and Astronomy,
University of California, Irvine, California 92697-4575, USA*

³*Physique des Particules, Université de Montréal,
C.P. 6128, Succursale Centre-Ville,
Montréal, Québec, Canada H3C 3J7*

Abstract

At present, there are outstanding discrepancies between standard model predictions and measurements of the muon's $g - 2$ and several B -meson properties. We resolve these anomalies by considering a two-Higgs-doublet model extended to include leptoquarks and a dark Higgs boson S . The leptoquarks modify B -meson decays and also induce an $S\gamma\gamma$ coupling, which contributes to the muon's $g - 2$ through a Barr-Zee diagram. We show that, for TeV-scale leptoquarks and dark Higgs boson masses $m_S \sim 10 - 200$ MeV, a consistent resolution to all of the anomalies exists. The model predicts interesting new decays, such as $B \rightarrow K^{(*)}e^+e^-$, $B \rightarrow K^{(*)}\gamma\gamma$, $K \rightarrow \pi\gamma\gamma$, and $h \rightarrow \gamma\gamma\gamma$, with branching fractions not far below current bounds.

*Electronic address: datta@phy.olemiss.edu

†Electronic address: jlf@uci.edu

‡Electronic address: skamali@go.olemiss.edu

§Electronic address: jacky.kumar@umontreal.ca

I. INTRODUCTION

At present, there are a number of anomalies in low-energy measurements. Among these are the anomalous magnetic moment of the muon, $(g - 2)_\mu$, and several in the decays of B mesons. Although none of these currently rises to the level of a 5σ anomaly on its own, they are significant deviations, and it is interesting to investigate them, particularly if there are parsimonious explanations and if these explanations motivate new analyses of current and near-future data.

In this work, we explain all of these anomalies in a concrete model: a two-Higgs-doublet model (2HDM) extended to include TeV-scale leptoquarks and a light scalar S with mass $m_S \sim 10 - 200$ MeV. We find solutions that depend on only a small number of parameters and show that these explanations motivate interesting new searches, particularly for rare meson decays to diphoton final states and Higgs boson decays to four photons.

The most longstanding anomaly we consider is in the anomalous magnetic moment of the muon. A recent evaluation of the standard model (SM) prediction [1] finds a 3.7σ discrepancy with the experimental measurement [2]:

$$(g - 2)_\mu^{\text{exp}} - (g - 2)_\mu^{\text{SM}} = 27.4 (2.7) (2.6) (6.3) \times 10^{-10}. \quad (1)$$

The first two uncertainties are theoretical and the last is experimental. The experimental uncertainty is currently the largest, but it is expected to be reduced by a factor of 4 by the Muon $g - 2$ Experiment [3], which is currently collecting data at Fermilab.

In the B sector, there are a large number of anomalies with various levels of significance; for a review, see Ref. [4]. These anomalies may be divided into charged current (CC) processes, such as $b \rightarrow c\tau^-\bar{\nu}_\tau$, and neutral current (NC) processes, such as $b \rightarrow s\ell^+\ell^-$. The CC decays $B \rightarrow D^{(*)}\tau\nu_\tau$ have been measured by the BABAR [5, 6], Belle [7–9], and LHCb [10] Collaborations. These results may be expressed in terms of the ratios $R(D^{(*)}) \equiv BR(\bar{B} \rightarrow D^{(*)}\tau^-\bar{\nu}_\tau)/BR(\bar{B} \rightarrow D^{(*)}\ell^-\bar{\nu}_\ell)$, where $\ell = e, \mu$, in which many theoretical and systematic uncertainties cancel. By averaging the most recent measurements, the HFLAV Collaboration has found [11]

$$R(D)^{\text{exp}} = 0.407 \pm 0.039 \pm 0.024 \quad (2)$$

$$R(D^*)^{\text{exp}} = 0.304 \pm 0.013 \pm 0.007, \quad (3)$$

where, here and in the following, the first uncertainty is statistical and the second is systematic. These measurements exceed the SM predictions $R(D)^{\text{SM}} = 0.299 \pm 0.003$ [12] and $R(D^*)^{\text{SM}} = 0.258 \pm 0.005$ [13] by 2.3σ and 3.4σ , respectively. A combined analysis of $R(D)$ and $R(D^*)$, including measurement correlations, finds a deviation of 4.1σ from the SM prediction [11]. A new measurement [14] by the Belle Collaboration, using semileptonic tagging, gives

$$R(D)^{\text{exp}} = 0.307 \pm 0.037 \pm 0.016 \quad (4)$$

$$R(D^*)^{\text{exp}} = 0.283 \pm 0.018 \pm 0.014, \quad (5)$$

which reduces the deviation of the combined measurements from the SM predictions to about 3.1σ .

In the NC sector, the ratio $R_K \equiv BR(B^+ \rightarrow K^+\mu^+\mu^-)/BR(B^+ \rightarrow K^+e^+e^-)$ [15, 16]

has been precisely measured by LHCb, most recently in Ref. [17], which finds

$$R_K^{\text{exp}} = 0.846_{-0.054}^{+0.060} {}_{-0.014}^{+0.016}, \quad 1 \leq q^2 \leq 6.0 \text{ GeV}^2, \quad (6)$$

where $q^2 = m_{\ell^+\ell^-}^2$. This is lower than the SM prediction $R_K^{\text{SM}} = 1.00 \pm 0.01$ [18] by 2.5σ . The related ratio $R_{K^*} \equiv BR(B^0 \rightarrow K^{*0}\mu^+\mu^-)/BR(B^0 \rightarrow K^{*0}e^+e^-)$ has been measured by LHCb to be [19]¹

$$R_{K^*}^{\text{exp}} = \begin{cases} 0.66_{-0.07}^{+0.11} \pm 0.03, & 0.045 \leq q^2 \leq 1.1 \text{ GeV}^2 \text{ (low } q^2) \\ 0.69_{-0.07}^{+0.11} \pm 0.05, & 1.1 \leq q^2 \leq 6.0 \text{ GeV}^2 \text{ (central } q^2) \end{cases}. \quad (7)$$

These are also lower than the SM predictions [18] $R_{K^*}^{\text{SM}} = 0.906 \pm 0.028$ (low q^2) and $R_{K^*}^{\text{SM}} = 1.00 \pm 0.01$ (central q^2) by 2.3σ and 2.5σ , respectively. Taken together, the general consensus is that these B -decay branching ratios differ significantly from SM predictions, and theoretical hadronic uncertainties [22–24] alone may not explain the data.

An interesting question, then, is whether the B anomalies have a common explanation in terms of new physics. Early work on the simultaneous explanation of the CC and NC anomalies [25–28] has been followed by many model calculations; an incomplete list can be found in Refs. [29–61]. Remarkably, there appears to be a rather simple explanation for both the CC and NC anomalies in terms of a single vector leptoquark U with SM quantum numbers $(3, 1, \frac{2}{3})$ that couples dominantly to left-handed quarks and leptons. A clear guide to the combined explanation of the anomalies may be found in Ref. [62]. For a mass $m_U \sim 1 \text{ TeV}$ and $\mathcal{O}(1)$ couplings to the third generation, the U leptoquark can explain the $R(D^{(*)})$ and $R(K^{(*)})$ anomalies, at least for the central q^2 data. Weak-scale states do not fully resolve the low- q^2 discrepancy, since a larger effect is required to modify the larger SM widths near the photon pole, but the U leptoquark does also reduce the discrepancy for the low- q^2 data to roughly 1.7σ [41].

The U leptoquark does not, however, resolve the $(g-2)_\mu$ anomaly; it contributes at one loop, but this contribution is too small. We must therefore introduce additional particles if we are also to explain the $(g-2)_\mu$ discrepancy. Explanations in terms of additional weak-scale states, such as sleptons and gauginos [63], remain viable, but the implications of these explanations for experiments are very well known. Alternatively, the $(g-2)_\mu$ anomaly could be resolved by light and very weakly coupled particles. Dark photons with mass $\sim 10 \text{ MeV} - 1 \text{ GeV}$ were previously proposed as possible solutions [64, 65], but these solutions are now excluded [66]. However, other light-particle solutions remain viable. For example, a light leptophilic scalar can contribute significantly to $(g-2)_\mu$ for large $\tan\beta \sim 200$, while its relatively weak hadronic couplings allow it to avoid stringent bounds [67].

In this work, we consider a different and novel light, weakly coupled particle solution to the $(g-2)_\mu$ problem: a light scalar S with mass $m_S \sim 10 - 200 \text{ MeV}$ that is an extension of the standard Type II 2HDM model. The scalar S , which we will often refer to as the dark Higgs boson, couples to both leptons and quarks, but with couplings that are suppressed both by Yukawa couplings and by a small mixing parameter $\sin\theta$. At the one-loop level, its contribution to $(g-2)_\mu$ is too small to resolve the anomaly. However, motivated by the leptoquark solution to the B anomalies, we note that leptoquarks (as well as other TeV-scale

¹ The Belle II Collaboration has also measured $R_{K^{(*)}}$ [20, 21] recently, but these measurements currently have relatively larger uncertainties and so have little effect on our analysis.

particles) will generically induce an $S\gamma\gamma$ coupling, and this can resolve the $(g-2)_\mu$ anomaly through a two-loop Barr-Zee diagram. In this way, the solutions to the $(g-2)_\mu$ and B anomalies proposed here are connected. (As an aside, we note that, for values of m_S just below $2m_\mu$, our explanation can also completely remove the discrepancy in the low- q^2 R_{K^*} measurement, following a possibility noted previously in Ref. [68].)

In addition to resolving longstanding anomalies, the proposed explanation predicts new signals. In particular, given the light state S and its couplings to electrons and photons, the model predicts new meson decays, such as $B \rightarrow KS$ and $K \rightarrow \pi S$, followed by $S \rightarrow e^+e^-, \gamma\gamma$, leading to dilepton and diphoton signals that could be discovered in current and near-future experiments. The model also predicts exotic Higgs boson decays $h \rightarrow SS \rightarrow \gamma\gamma\gamma\gamma$, which may appear in detectors as a contribution to the $h \rightarrow \gamma\gamma$ signal.

In Sec. II, we present the model, including the new fields we introduce and the relevant model parameters. In Sec. III, we determine the parameter values that resolve the $(g-2)_\mu$ anomaly. In Sec. IV, we then discuss constraints on the model from hadronic physics and show that a resolution to the $(g-2)_\mu$ and B constraints exists in a viable region of parameter space. The interesting implications for exotic B , K , and Higgs boson decays are discussed in Sec. V. We summarize our conclusions in Sec. VI. Appendixes A and B contain details of the 2HDM model and the effective $S\gamma\gamma$ coupling, respectively.

II. THE MODEL

Our model is an extension of the Type II 2HDM. The Type II 2HDM contains two Higgs doublets H_u and H_d , which get vacuum expectation values (VEVs) v_u and v_d and give mass to the up-type and down-type fermions, respectively.² We extend this by adding a singlet scalar ϕ , which couples to the Higgs doublets through the portal interactions

$$V_{\text{portal}} = A(H_u^\dagger H_d + H_d^\dagger H_u)\phi + \left[\lambda_u H_u^\dagger H_u + \lambda_d H_d^\dagger H_d + \lambda_{ud}(H_u^\dagger H_d + H_d^\dagger H_u) \right] \phi\phi, \quad (8)$$

where CP conservation is assumed. In this extension, we consider parameters such that H_u and H_d get VEVs, but ϕ does not. After electroweak symmetry breaking, then, the trilinear scalar couplings mix the new scalar with the Higgs bosons of the 2HDM, and the quartic scalar couplings contribute to new Higgs boson decays $h \rightarrow \phi\phi$ and to the mass of the ϕ .

More precisely, to determine the physical states of the theory, we minimize the full Higgs potential and diagonalize the mass matrices; for details, see Appendix A. In the end, the physical states include the SM-like Higgs boson h and the heavy Higgs bosons H , A , and H^\pm of the 2HDM, but also a new real scalar, the dark Higgs boson S , with Lagrangian

$$\mathcal{L}_S = \frac{1}{2}(\partial_\mu S)^2 - \frac{1}{2}m_S^2 S^2 - \sin\theta \tan\beta \sum_{f=d,l} \frac{m_f}{v} \bar{f}fS - \sin\theta' \cot\beta \sum_{f=u} \frac{m_f}{v} \bar{f}fS - \frac{1}{4}\kappa S F_{\mu\nu} F^{\mu\nu}, \quad (9)$$

where $v \simeq 246$ GeV and $\tan\beta = v_u/v_d$. The couplings to fermions are inherited from the mixing of the dark Higgs boson with the 2HDM Higgs bosons: they are suppressed by Yukawa couplings, and the down-type couplings are enhanced by $\tan\beta$, while the up-type

² Although we will not be considering supersymmetry or supersymmetric states in this work, we note that the Type II 2HDM is the Higgs sector of the minimal supersymmetric standard model.

couplings are suppressed by $\cot \beta$. In addition, they are modified by the mixing angles $\sin \theta$ and $\sin \theta'$. For weak portal interactions $A \ll m_h$ and large $\tan \beta$, these mixing angles can be written in terms of the physical Higgs boson masses. As shown in Appendix A, the results are

$$\sin \theta \approx -\frac{vA}{m_H^2}, \quad \sin \theta' \approx -\frac{2vA}{m_h^2} \left(1 - \frac{m_h^2}{2m_H^2}\right). \quad (10)$$

The last term of Eq. (9) is an $S\gamma\gamma$ coupling governed by the parameter κ , which has dimensions of inverse mass. This coupling is generically induced by heavy states, such as leptoquarks, as will be discussed in Sec. III.

Finally, as discussed in Sec. I, we add a vector leptoquark U with SM quantum numbers $(3, 1, \frac{2}{3})$ and Lagrangian

$$\mathcal{L}_U = -\frac{1}{4}F_{\mu\nu}^U F^{U\mu\nu} - m_U^2 U_\mu U^\mu - [h_{ij}^U (\bar{Q}_{iL} \gamma^\mu L_{jL}) U_\mu + \text{H.c.}] - g m_U S U_\mu U^\mu. \quad (11)$$

The U leptoquark's couplings to left-handed quarks and leptons resolve the B -meson anomalies. The leptoquark's couplings to right-handed quarks and leptons are constrained to be small [69]. We have also included the leptoquark's couplings to S . This interaction is allowed by all symmetries, but it will not play an important role in any of the phenomenology discussed below. As we will discuss later, we consider the U leptoquark coupling to photons to be the same as the one between the W boson and photons. Since the leptoquark is colored, it couples to gluons also [70]. This coupling leads to their pair production at high energies, but it does not affect our phenomenology here.

In summary, the model we consider consists of a 2HDM model extended to include a light dark Higgs boson S and a leptoquark U . The leptoquark's couplings h_{ij}^U are chosen to resolve the B anomalies [53]. In addition to these, the parameters of the theory that are most relevant for the phenomenology we discuss below are

$$m_S, \tan \beta, \sin \theta, m_H, \kappa, \quad (12)$$

where $\tan \beta$, $\sin \theta$, and m_H fully determine $\sin \theta'$ and the S couplings to fermions, and κ determines the S couplings to photons. We will be primarily interested in the parameter ranges $m_S \sim 10 - 200$ MeV, moderate to large $\tan \beta \sim 10 - 60$, small mixing angles $\sin \theta \sim 0.005$, $m_H \sim 1$ TeV, and $\kappa \sim (1 \text{ TeV})^{-1}$.

III. RESOLVING THE MUON MAGNETIC MOMENT ANOMALY

Given a 2HDM extended to include a dark Higgs boson S and a vector leptoquark U through the Lagrangian terms of Eqs. (9) and (11), respectively, we can now calculate the beyond-the-SM contributions to $(g - 2)_\mu$.

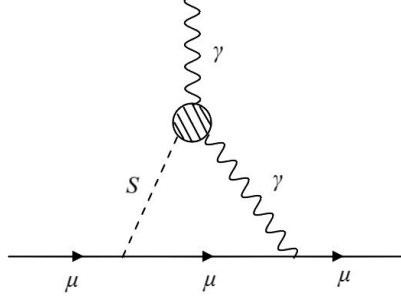


FIG. 1: Contribution of the effective $S\gamma\gamma$ coupling to $(g-2)_\mu$.

A. Dark Higgs boson contribution from effective $S\gamma\gamma$ coupling

Let us first consider the dark Higgs boson contribution from the $S\gamma\gamma$ effective coupling shown in Fig. 1. This contribution is dominated by the log-enhanced term [71]

$$\Delta(g-2)_\mu^{S\gamma\gamma} \approx \frac{1}{4\pi^2} \sin\theta \tan\beta \frac{m_\mu^2}{v} \kappa \ln\left(\frac{\Lambda}{m_S}\right), \quad (13)$$

where Λ is the cutoff scale, which we may take to be of the order of the mass of the particles that induce the effective $S\gamma\gamma$ coupling. Parameters required to resolve the $(g-2)_\mu$ anomaly are presented in Fig. 2. For dark Higgs mixing angle $\sin\theta \sim 0.005$ and $\tan\beta \sim 10-60$, we see that the effective coupling required is $\kappa \sim (1 \text{ TeV})^{-1}$. In our calculations we also include the contribution to the lepton anomalous magnetic moment at the one-loop level, which has been calculated to be [72]

$$\delta a_\ell^{(1\text{-loop})} = \frac{g_\ell^2}{8\pi^2} \int_0^1 dz \frac{(1+z)(1-z)^2}{(1-z)^2 + r^{-2}z}, \quad (14)$$

where $r = m_\ell/m_S$ and, in our case, $g_\ell = \sin\theta \tan\beta(m_\ell/v)$.

B. Dark Higgs boson contribution from $S\gamma\gamma$ coupling induced by V leptoquarks

How could such values of κ be induced? As an example, motivated by the effectiveness of leptoquarks for explaining the B anomalies, we consider adding N_{LQ} vector leptoquarks V_i , $i = 1, \dots, N_{\text{LQ}}$, with Lagrangians

$$\mathcal{L}_{V_i} = -\frac{1}{4} F_{\mu\nu}^i F^{i\mu\nu} - m_{V_i}^2 V_{i\mu} V_i^\mu - [h_{jk}^V (\bar{Q}_{jR} \gamma^\mu L_{kR}) V_{i\mu} + \text{H.c.}] - g_{V_i} m_{V_i} S V_{i\mu} V_i^\mu, \quad (15)$$

where for simplicity we add only leptoquarks with SM quantum numbers $(3, 1, \frac{5}{3})$ and assume that their couplings to right-handed quarks and leptons are identical.

Assuming small couplings h_{jk}^V , the leading way in which these V_i leptoquarks contribute to $(g-2)_\mu$ is by inducing an $S\gamma\gamma$ coupling, which then contributes through a Barr-Zee diagram. The Barr-Zee contribution to $(g-2)_\mu$ with a W boson in the loop has been

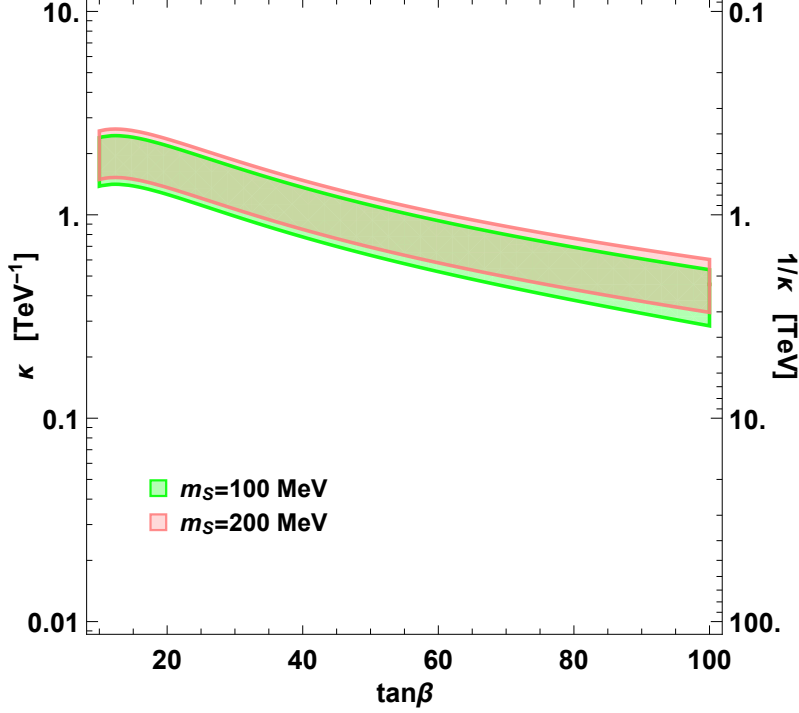


FIG. 2: The region of the $(\tan\beta, \kappa)$ plane where an effective $S\gamma\gamma$ coupling induces a Barr-Zee contribution to $(g-2)_\mu$ that enhances the theoretical prediction to be within 1σ of the measured value. The subdominant one-loop contribution from a virtual S has also been included. We fix $\sin\theta = 0.005$, $\Lambda = 2$ TeV, and show results for $m_S = 100$ MeV and 200 MeV, as indicated.

calculated in Ref. [73] in the context of 2HDMs. As leptoquarks are not gauge bosons, there might be ambiguities in the leptoquark two-loop contribution. For an $O(1)$ estimate of this contribution, we model the effect of this leptoquark loop by the W loop. We find that the leptoquark contributions to $(g-2)_\mu$ are always positive—that is, in the right direction—and they induce an effective $S\gamma\gamma$ coupling parameter

$$\kappa = \frac{\alpha_{\text{EM}}}{4\pi} \sum_{i=1}^{N_{\text{LQ}}} \frac{N^c Q^2 g_{V_i}}{m_{V_i}} F_W(4m_{V_i}^2/m_S^2), \quad (16)$$

where $\alpha_{\text{EM}} \simeq 1/137$; $N^c = 3$ and $Q = \frac{5}{3}$ are the number of colors and electric charge of the leptoquarks V_i , respectively; g_{V_i} parametrizes the SV_iV_i coupling in Eq. (11); and F_W is a loop function defined in Ref. [74].

For large leptoquark masses $m_{V_i} \gg m_S$, the loop function is $F_W \simeq 7$. In the simple case where we have N_{LQ} copies of degenerate leptoquarks with mass $m_{V_i} = m_{\text{LQ}}$ and coupling $g_{V_i} = g_V$, Eq. (16) reduces to

$$\kappa \simeq 0.034 \frac{N_{\text{LQ}} g_V}{m_{\text{LQ}}}. \quad (17)$$

Setting $g_V = 3$ and requiring $\kappa \approx \text{TeV}^{-1}$, the mass and number of leptoquarks required to resolve the $(g-2)_\mu$ anomaly are related by $m_{\text{LQ}} \approx N_{\text{LQ}} (100 \text{ GeV})$. The required parameters

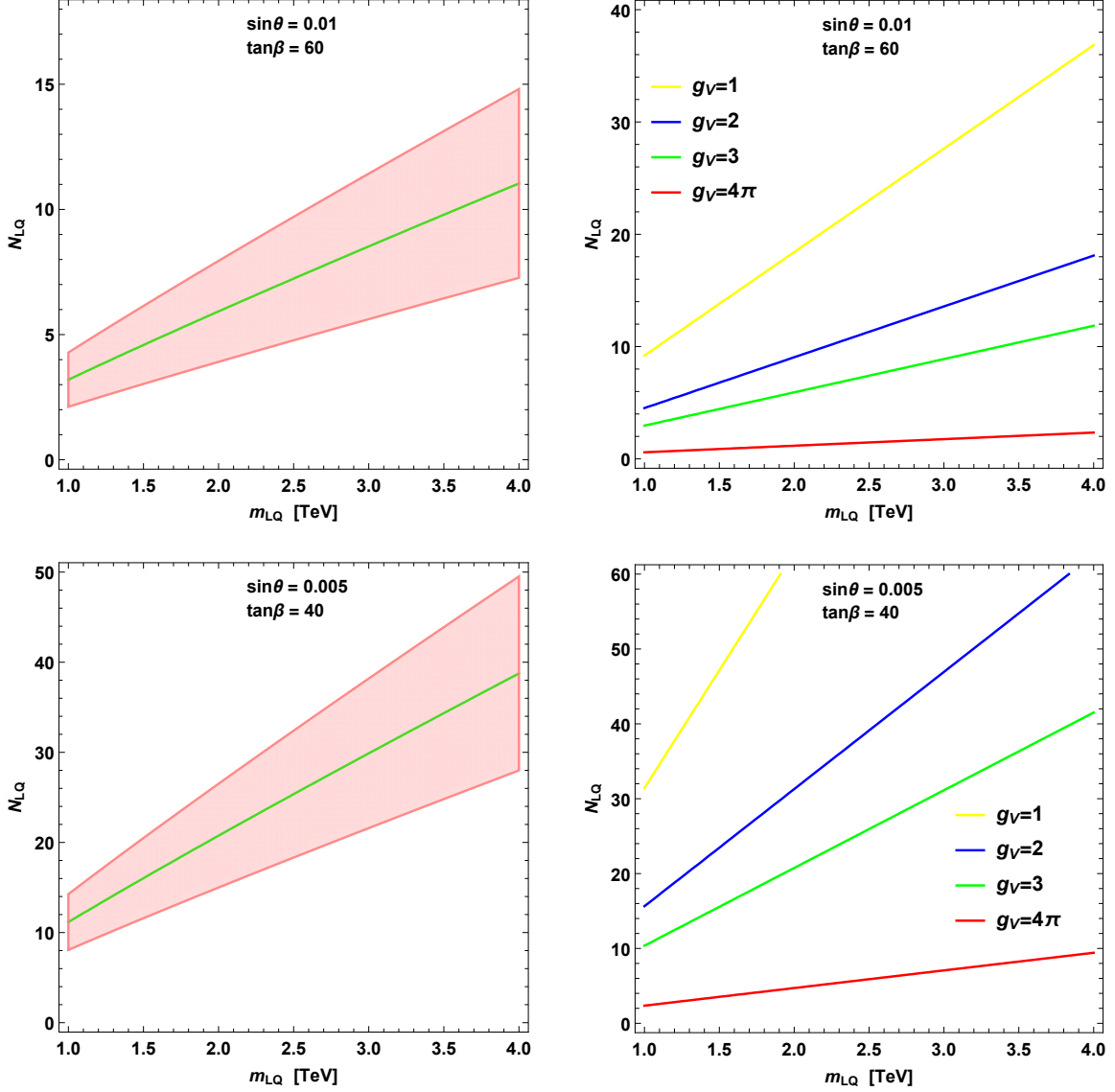


FIG. 3: The region of the (m_{LQ}, N_{LQ}) plane where N_{LQ} vector leptoquarks V_i with mass m_{LQ} and SM quantum numbers $(3, 1, \frac{5}{3})$ induce an effective $S\gamma\gamma$ coupling that resolves the $(g-2)_\mu$ anomaly. In all panels, we set $m_S = 100$ MeV. In the upper and lower panels, we fix $(\sin \theta, \tan \beta) = (0.01, 60)$ and $(0.005, 40)$, respectively. For the left panels, we set $g_V = 3$ and show the bands where the $(g-2)_\mu$ discrepancy is reduced to 1σ . For the right panels, we consider the several values of g_V indicated and plot the lines on which the theoretical prediction for $(g-2)_\mu$ exactly matches its experimentally measured value. [In the upper- and lower-right panels, the induced couplings are $\kappa \simeq (3.2 \text{ TeV})^{-1}$ and $(0.9 \text{ TeV})^{-1}$, respectively.]

are shown graphically in Fig. 3.

We see that it is not difficult to induce an effective $S\gamma\gamma$ coupling large enough to resolve the $(g-2)_\mu$ anomaly. For the $\tan \beta = 60$ case shown, with even just $N_{LQ} = 5$ leptoquarks with mass $m_{LQ} = 2$ TeV, which is currently viable, one can reduce the discrepancy in $(g-2)_\mu$ to 1σ . Alternatively, one can achieve the same result with $N_{LQ} = 10$ leptoquarks with mass

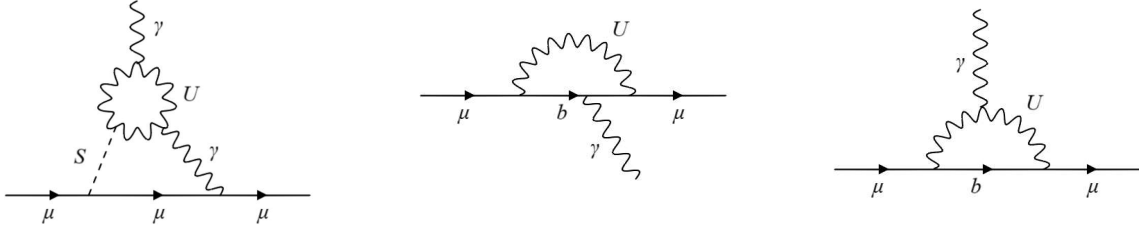


FIG. 4: U leptoquark contributions to $(g-2)_\mu$. Left: Two-loop Barr-Zee diagram involving also the dark Higgs boson S . Center and right: One-loop diagrams that are independent of the dark Higgs boson.

$m_{LQ} = 4$ TeV, which is likely challenging even for searches at the High Luminosity LHC. For the $\tan\beta = 40$ case shown, one requires roughly twice as many leptoquarks, but the number is still not very large. Of course, the assumed new physics that is necessarily light is the dark Higgs boson S . This will have interesting observable consequences, as we discuss in Sec. IV.

C. U Leptoquark contribution

In addition to the contributions to $(g-2)_\mu$ mediated by the dark Higgs boson and independent of the U leptoquark, there are also the contributions that depend on the U leptoquark shown in Fig. 4. These include the two-loop Barr-Zee contribution from a $S\gamma\gamma$ coupling mediated by the U leptoquark, similar to those discussed above for V leptoquarks in Sec. III B, and also two one-loop contributions independent of the dark Higgs boson.

The two-loop Barr-Zee diagram's contribution is as discussed above. The contribution of a single U leptoquark with mass \sim TeV is not sufficient to raise the theoretical prediction for $(g-2)_\mu$ to the experimental value.

In addition, however, there are the one-loop contributions from the coupling of U to the muon and down-type quarks, $h_{i\mu}^U \bar{d}_{iL} \gamma^\nu \mu_L U_\nu$, where $i = d, s, b$. These contributions to $(g-2)_\mu$ are [75]

$$\Delta(g-2)_\mu^U = \sum_{i=d,s,b} -\frac{N^c (h_{i\mu}^U)^2}{16\pi^2} \left(\frac{4m_\mu^2}{3m_U^2} Q_i - \frac{5m_\mu^2}{3m_U^2} Q_U \right), \quad (18)$$

where $N^c = 3$ is the number of colors, and $Q_i = -\frac{1}{3}$ and $Q_U = -\frac{2}{3}$ are the electric charges of the down-type quarks and the U leptoquark. Substituting these charges and the value for the muon mass, we find

$$\Delta(g-2)_\mu^U = \sum_{i=d,s,b} -1.4 \times 10^{-10} (h_{i\mu}^U)^2 \left(\frac{\text{TeV}}{m_U} \right)^2. \quad (19)$$

This contribution is of the wrong sign to explain the $(g-2)_\mu$ anomaly and depends on the couplings $h_{i\mu}^U$. In particular, the couplings $h_{b\mu}^U$ and $h_{s\mu}^U$ contribute to $b \rightarrow s\mu^+\mu^-$ and are used to explain the $R(K^*)$ and $b \rightarrow s\mu^+\mu^-$ anomalies [53, 55]. As we show in the

next section, however, the couplings $h_{i\mu}$ have small enough values that we can ignore the one-loop contribution to $(g-2)_\mu$. In summary, then, the U leptoquark contributions to $(g-2)_\mu$ are negligible in our model and do not modify our discussion about the V leptoquark requirements to resolve the $(g-2)_\mu$ anomaly.

IV. RESOLVING THE B ANOMALIES AND HADRONIC CONSTRAINTS

A. The U leptoquark and B anomalies

The couplings of the U leptoquark in Eq. (11) can resolve all the B anomalies. Let us start with the $b \rightarrow s\mu^+\mu^-$ anomalies, which include the R_K and R_{K^*} measurements. The procedure to fit for new physics is the following. The $b \rightarrow s\mu^+\mu^-$ transitions are defined via an effective Hamiltonian with vector and axial vector operators:

$$H_{\text{eff}} = -\frac{\alpha G_F}{\sqrt{2}\pi} V_{tb} V_{ts}^* \sum_{a=9,10} (C_a O_a + C'_a O'_a) ,$$

$$O_{9(10)} = [\bar{s}\gamma_\mu P_L b][\bar{\mu}\gamma^\mu (\gamma_5)\mu] , \quad (20)$$

where the V_{ij} are elements of the Cabibbo-Kobayashi-Maskawa (CKM) matrix, and the primed operators are obtained by replacing L with R . The Wilson coefficients include both SM and new physics contributions: $C_a = C_{a,\text{SM}} + C_{a,\text{NP}}$. One now fits to the data to extract $C_{a,\text{NP}}$. There are several scenarios that give a good fit to the data, and the results of recent fits can be found in Refs. [69, 70, 76–79]. One of the popular solutions is $C_{9,\text{NP}}^{\mu\mu} = -C_{10,\text{NP}}^{\mu\mu}$, which can arise from the tree-level exchange of the U leptoquark in Eq. (11). Following the results of Ref. [69], fitting to the $b \rightarrow s\mu^+\mu^-$ data constrains the central values of the U couplings to satisfy

$$h_{b\mu}^U h_{s\mu}^U = 8 \times 10^{-4} . \quad (21)$$

The framework to explain all the B anomalies, including both the CC and the NC anomalies, involves the U leptoquark coupling to the third-generation quarks and leptons in the gauge basis with $O(1)$ coupling, $h_{b\tau}^U \sim 1$ [53]. As one moves from the gauge to the mass basis, for the quarks and leptons, the couplings $h_{b\mu}^U$ and $h_{s\mu}^U$ are generated. Hence, one has the hierarchy $h_{b\tau}^U \sim 1 > h_{b\mu}^U > h_{s\mu}^U > h_{d\mu}^U$. Using the allowed values of $h_{b\mu}^U \sim 0.1 - 0.6$ [53] and Eq. (21), we see that the one-loop U contribution to $(g-2)_\mu^U$ in Eq. (19) cannot resolve the $(g-2)_\mu$ discrepancy. The $(g-2)_\mu$ anomaly therefore requires additional new physics, such as the S boson discussed in Sec. III.

B. Hadronic constraints

In this model, the S boson inherits its couplings from the Higgs boson, and so it necessarily couples to both leptons and hadrons. The lepton couplings, specifically the muon coupling, are desired to resolve the $(g-2)_\mu$ anomaly. Here we begin to examine the implications of the hadronic couplings, which may either constrain the model or lead to predictions of interesting new signals.

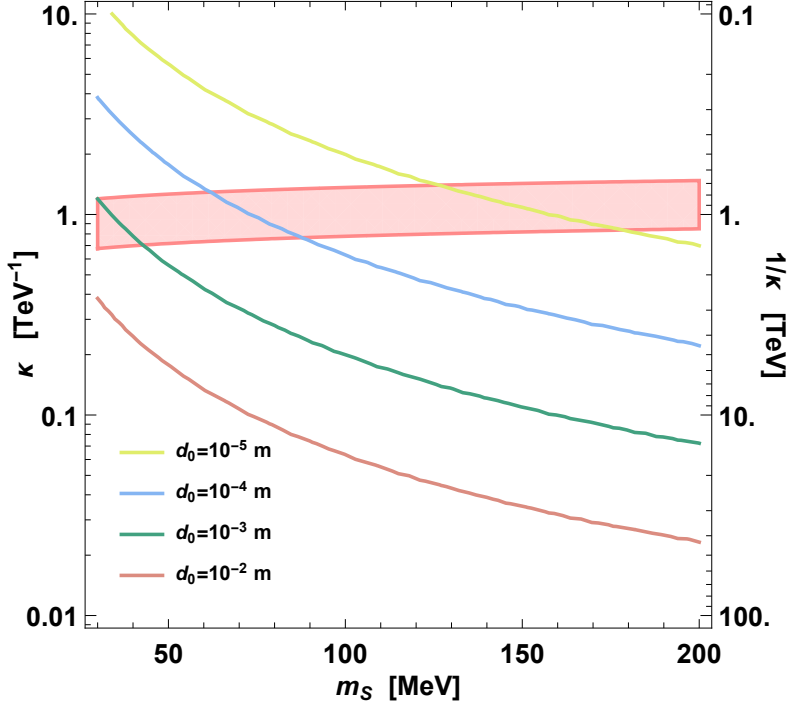


FIG. 5: Contours of constant flight distance (excluding the boost factor) ($d_0 = c\tau_0$) of the light scalar S in the (m_S, κ) plane. We fix $\sin \theta = 0.005$ and $\tan \beta = 40$. In the pink shaded region, the $(g-2)_\mu$ anomaly is reduced to 1σ .

Particularly stringent are constraints on FCNC processes, since couplings like bsS are induced through a penguin loop. Integrating out the W -top loop induces the effective bsS vertex [80]

$$\mathcal{L}_{bs} = \frac{\sin \theta'}{v \tan \beta} \frac{3\sqrt{2}G_F m_t^2 V_{ts}^* V_{tb}}{16\pi^2} m_b \bar{s} P_R b S + \text{H.c.} , \quad (22)$$

where the factor $\frac{\sin \theta'}{v \tan \beta}$ comes from the top quark coupling to S . By the same loop process, but replacing b and s quarks with s and d quarks, respectively, the sdS vertex is also generated. Note that the FCNC amplitude depends on the mixing angle $\sin \theta'$ in Eq. (10), which is suppressed by m_h^2 , while the $(g-2)_\mu$ in Eq. (13) is controlled by the mixing angle $\sin \theta$ in Eq. (10), which is suppressed by m_H^2 . If a higher value of m_H is compensated by a larger value of the mixing parameter A to keep the same $\sin \theta$, then $\sin \theta'$ can become too large and be inconsistent with FCNC data.

The FCNC interactions will induce two-body decays $B \rightarrow K^{(*)}S$ and $K \rightarrow \pi S$. To determine the signature of these processes, it is important to determine how the S decays. For $m_S \sim 10 - 200$ MeV, the possible decays are $S \rightarrow e^+e^-, \gamma\gamma$. In Figs. 5 and 6, we show the S lifetime and branching fraction to e^+e^- , respectively. We see that for most of the parameters of interest, the S flight distance (excluding the boost factor) is $c\tau_0 \lesssim 1$ mm, and so the S decay is effectively prompt. We also see that the dominant decay is to diphotons, with $BR(S \rightarrow e^+e^-) \sim 10^{-5} - 10^{-3}$ in the parameter region of interest.

We now determine the rates for the two-body decays $B \rightarrow K^{(*)}S$ and $K \rightarrow \pi S$. For the

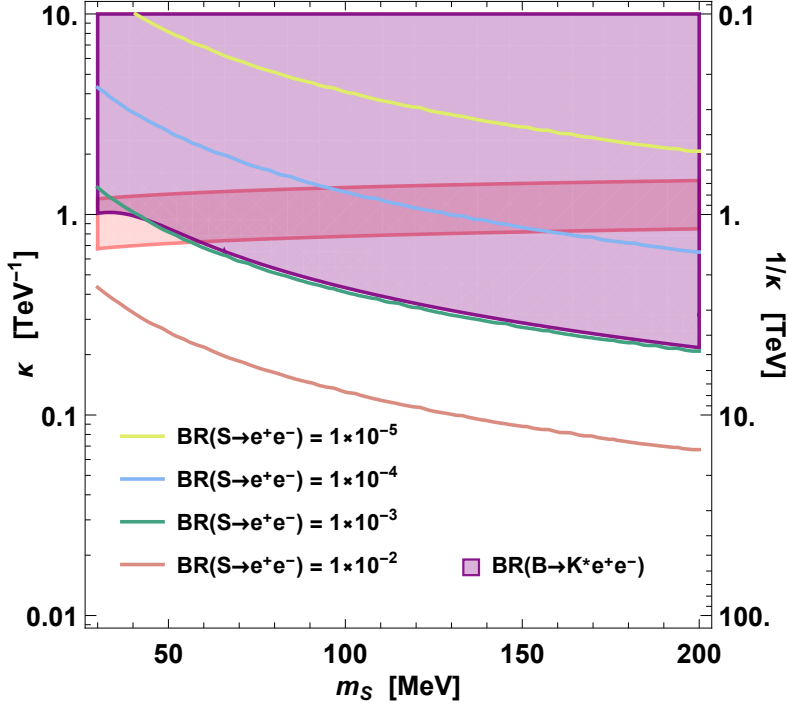


FIG. 6: Contours of constant branching fraction $BR(S \rightarrow e^+e^-)$ in the (m_S, κ) plane. We fix $\sin \theta = 0.005$ and $\tan \beta = 40$. In the pink shaded region, the $(g - 2)_\mu$ anomaly is reduced to 1σ , and in the purple shaded region, $BR(B \rightarrow K^*e^+e^-)$ is within 1σ of its measured value.

two-body decays $B \rightarrow K^{(*)}S$ we have [81, 82]

$$BR(B \rightarrow KS) = \frac{g_{bs}^2 f_0^2 (m_S^2) (m_B^2 - m_K^2)^2 |\vec{p}_K| \tau_B}{32\pi m_B^2 (m_b - m_s)^2} \quad (23)$$

and

$$BR(B \rightarrow K^*S) = \frac{g_{bs}^2 A_0^2 (m_S^2) |\vec{p}_{K^*}|^3 \tau_B}{8\pi (m_b + m_s)^2}, \quad (24)$$

where m_b and m_s are the bottom and strange quark masses, respectively; f_0 and A_0 are form factors, which are taken from Refs. [83, 84]; and g_{bs} is the flavor-changing $b \rightarrow s$ coupling with the normalization $\mathcal{L}_{bs} = g_{bs} \bar{s} P_R b S$. Given the prompt S decays to e^+e^- and $\gamma\gamma$, we have $BR(B \rightarrow K^{(*)}e^+e^-)$ dominantly coming from $BR(B \rightarrow K^{(*)}S)BR(S \rightarrow e^+e^-)$ and $BR(B \rightarrow K^{(*)}\gamma\gamma)$ dominated by $BR(B \rightarrow K^{(*)}S)BR(S \rightarrow \gamma\gamma)$. One can extend this to K decays also.

We now discuss constraints from B and K decays on this model. In this subsection, we will consider a variety of nonleading constraints and show that they are far from excluding the favored parameter space of this model. These observables are listed in Table I and are the following:

- B total decay width: In the first two rows of Table I, we require that $BR(B \rightarrow K^{(*)}S)$ not exceed the uncertainty in the SM prediction of the width of the B meson, which we take to be around 10% [85].

Observable	New scalar contribution $\sin \theta = 0.005, \tan \beta = 40$	Existing constraints/measurements
$BR(B \rightarrow KS)$	1.7×10^{-4}	$< 10\%$
$BR(B \rightarrow K^*S)$	1.7×10^{-4}	$< 10\%$
$BR(B_s \rightarrow \mu^+\mu^-)$	4.2×10^{-14}	$(3.0 \pm 0.4) \times 10^{-9}$
$BR(B_s \rightarrow \gamma\gamma)$	7.4×10^{-11}	$< 3.1 \times 10^{-6}$
$\Delta M_{B_s}^{NS}$	$-2.5 \times 10^{-17} \text{ GeV}$	$< 1.7 \times 10^{-12} \text{ GeV}$
ΔM_K^{NS}	$-6.3 \times 10^{-24} \text{ GeV}$	$< 5.9 \times 10^{-18} \text{ GeV}$
$BR(K^+ \rightarrow \mu^+\nu e^+e^-)$	3.3×10^{-14}	$(7.81 \pm 0.23) \times 10^{-8}$
$BR(K^\pm \rightarrow \pi^\pm e^+e^-)$	8.7×10^{-11}	$(3.11 \pm 0.12) \times 10^{-7}$
$BR(K_S \rightarrow \gamma\gamma)$	3.3×10^{-16}	$(2.63 \pm 0.17) \times 10^{-6}$
$BR(K_L \rightarrow \gamma\gamma)$	3.2×10^{-14}	$(5.47 \pm 0.04) \times 10^{-4}$
$\delta(g-2)_e$	6.3×10^{-14}	$(-87 \pm 36) \times 10^{-14}$

TABLE I: Values of the contribution of the new scalar S to various meson observables. We fix the dark scalar mass to $m_S = 100 \text{ MeV}$. References for the experimental constraints are given in the text.

- B_s decay: The process $B_s \rightarrow \mu^+\mu^-$ is mediated by an s -channel dark Higgs boson S , where the matrix element is $\mathcal{M}_{B_s \rightarrow \mu^+\mu^-} = \frac{g_{bs}g_\mu}{m_{B_s}^2 - m_S^2}(\bar{s}P_R b)(\bar{\mu}\mu)$. We use **flavio** [86] to calculate the contribution of the light scalar S to this decay mode. The branching ratio of this decay is measured to be $(3.0 \pm 0.4) \times 10^{-9}$ [87]. The process $B_s \rightarrow \gamma\gamma$ is also mediated by an s -channel S . The SM prediction for $BR(B_s \rightarrow \gamma\gamma)$ is around 5×10^{-7} [88], and there exists an experimental upper bound of 3.1×10^{-6} [87] for this observable. The branching ratio of the decay in terms of the effective $S\gamma\gamma$ coupling κ is

$$BR(B_s \rightarrow \gamma\gamma) = \frac{|g_{bs}|^2 |\kappa|^2}{64\pi} \frac{f_{B_s}^2 m_{B_s}^7}{m_b^2 (m_{B_s}^2 - m_S^2)^2 \tau_{B_s}}. \quad (25)$$

- B_s and K mixing: In the SM, the B_s mass difference is $\Delta M_{B_s}^{\text{SM}} = (17.4 \pm 2.6) \text{ ps}^{-1}$ [53]. We require that the new scalar contribution not exceed the SM uncertainty. The expression for the mass difference due to the new scalar is [82, 89]

$$\Delta M_{B_s}^{\text{NS}} = -\frac{5}{24} \frac{g_{bs}^2}{m_{B_s}^2 - m_S^2} f_B^2 m_{B_s}. \quad (26)$$

We use a similar equation for the $K - \bar{K}$ mixing mass difference and use the experimental value $\Delta M_K^{\text{exp}} = (52.93 \pm 0.09) \times 10^8 \text{ s}^{-1}$ [87].

- K decay: The rare decay $K^+ \rightarrow \mu^+\nu e^+e^-$ has been measured by the NA48/2 Collaboration to be $BR(K^+ \rightarrow \mu^+\nu e^+e^-) = (7.81 \pm 0.23) \times 10^{-8}$ [90], where the measurement is restricted to the kinematic region with $m_{e^+e^-} \geq 140 \text{ MeV}$. To study this decay mode, we calculate the branching ratio of the decay $K \rightarrow \mu\nu_\mu S$, where the scalar particle S is radiated off the muon leg [91]. The total branching ratio is then determined through

$$BR(K^+ \rightarrow \mu^+\nu_\mu e^+e^-) = BR(K^+ \rightarrow \mu^+\nu_\mu S) BR(S \rightarrow e^+e^-). \quad (27)$$

The $K^\pm \rightarrow \pi^\pm e^+ e^-$ mode also has been measured by the NA48/2 Collaboration to be $BR(K^\pm \rightarrow \pi^\pm e^+ e^-) = (3.11 \pm 0.12) \times 10^{-7}$ [92]. For this process we find the two-body decay rate $K^\pm \rightarrow \pi^\pm S$, and the branching ratio of the desired process is determined by

$$BR(K^\pm \rightarrow \pi^\pm e^+ e^-) = BR(K^\pm \rightarrow \pi^\pm S) BR(S \rightarrow e^+ e^-) . \quad (28)$$

- $K_{S,L}$ decays: The decays $K_{S,L} \rightarrow \gamma\gamma$ are mediated through s -channel dark Higgs bosons S , just as in the case $B_s \rightarrow \gamma\gamma$ discussed above. The new contributions to these decay modes and their Particle Data Group values [87] are presented in Table I.
- Last, although not a hadronic constraint, we also list the model prediction for $(g-2)_e$. Just as there is a Barr-Zee contribution to $(g-2)_\mu$, there is an analogous Barr-Zee contribution to $(g-2)_e$. In contrast to the muon case, the measured value for $(g-2)_e$ is smaller than the SM prediction, and so our model's contribution to $(g-2)_e$ is in the wrong direction. However, as can be seen in Table I, the contribution to $(g-2)_e$ is very small, and does not significantly worsen the agreement between theory and experiment.

We see that none of the constraints listed in Table I is a significant constraint on the model. In the next section, we will consider the leading constraints, which do constrain parts of the model parameter space, but also provide interesting predictions for signals that could be seen in the near future.

V. NEW SIGNALS OF THE MODEL

A. $B \rightarrow K^{(*)} e^+ e^-$

As noted above, the model contributes to the decay $B \rightarrow K^{(*)} e^+ e^-$ with branching fraction $BR(B \rightarrow K^{(*)} e^+ e^-) = BR(B \rightarrow K^{(*)} S) BR(S \rightarrow e^+ e^-)$. The region of the (m_S, κ) parameter space that is consistent with the measured value of $BR(B \rightarrow K^{(*)} e^+ e^-) = (3.1^{+0.9}_{-0.8} {}^{+0.2}_{-0.3} \pm 0.2) \times 10^{-7}$ [93] is shown in Fig. 6, along with the region in which the $(g-2)_\mu$ anomaly is resolved. We see that the existing constraint on $BR(B \rightarrow K^{(*)} e^+ e^-)$ excludes the very lowest values of $m_S \sim 10$ MeV, but most of the parameter space is allowed. Future measurements of $BR(B \rightarrow K^{(*)} e^+ e^-)$ with increased sensitivity may therefore see a deviation predicted by this model. There is also a measurement of the inclusive $B \rightarrow X_s e^+ e^-$ decay [94] for $0.1 < m_{e^+ e^-}^2 < 2.0$ GeV², but this is outside the m_S range we consider and so cannot be used to constrain our model.

B. $B \rightarrow K^{(*)} \gamma\gamma$

As the S decays almost always to diphotons, another important signal for the S state is from $B \rightarrow K^{(*)} \gamma\gamma$ decays. In Fig. 7, we show the predictions for $B \rightarrow K^{(*)} \gamma\gamma$. The predictions depend on the $B \rightarrow K^{(*)}$ form factors f_0 and A_0 mentioned above. We show the range of the predictions as we vary the form factors within 2σ of the quoted uncertainty. It should be noted that the form factors are not from first-principle QCD calculations, and so one should keep that in mind when discussing uncertainties in the form factors. The

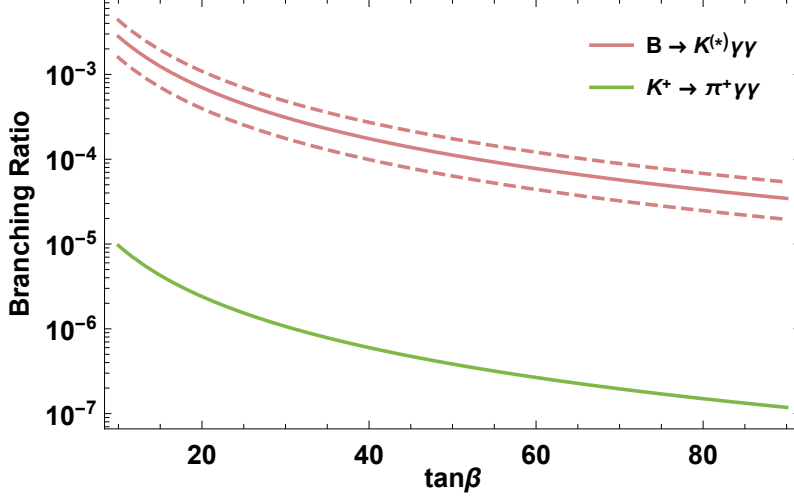


FIG. 7: The values of the branching fractions for the decays $B \rightarrow K^{(*)}\gamma\gamma$ and $K^+ \rightarrow \pi^+\gamma\gamma$. The branching fractions for $B \rightarrow K\gamma\gamma$ and $B \rightarrow K^*\gamma\gamma$ are essentially identical. The dashed bands correspond to the 2σ variations of the $B \rightarrow K^{(*)}$ form factors. We fix $\sin\theta = 0.005$ and $m_S = 100$ MeV.

predictions for $B \rightarrow K\gamma\gamma$ and $B \rightarrow K^*\gamma\gamma$ are almost identical, and they range from roughly 1×10^{-4} to 3×10^{-4} for $\tan\beta = 40$.

Because the $\gamma\gamma$ comes from a light S , for a sufficiently low m_S , the two γ may be collinear and look like a single γ . One of the γ may also be soft, in which case again the 2γ will look like a single γ . Hence, experimentally one should check the $B \rightarrow K^{(*)}\gamma$ signal carefully to look for signs of a diphoton resonance. We should also point out that our predictions for the $B \rightarrow K^*\gamma\gamma$ rates should be considered as ballpark estimates, as one can choose a more general 2HDM model to relax the branching ratio predictions. If the mass of the S is close to the π^0 mass, the final states for $B \rightarrow K^{(*)}\pi^0$ and $B \rightarrow K^{(*)}S$, with both π^0 and S decaying to $\gamma\gamma$, are the same, and one will have to consider carefully adding the two contributions. As nonleptonic decays are very difficult to calculate it will be difficult to detect the presence of the S particle in this case or obtain constraints on the model from the $B \rightarrow K^{(*)}\pi^0$ measurement. In the SM, the nonresonant decay $B \rightarrow X_s\gamma\gamma$ has a branching ratio around 4×10^{-7} [88], where the photons are required to have an energy greater than 100 MeV. Also, in Ref. [95], a study of the short-distance effects in $B \rightarrow K^{(*)}\gamma\gamma$ decays, together with the resonant contributions, is presented. At present, the observed $B \rightarrow K^{(*)}\gamma\gamma$ signals come only from known resonances, but analyses of the currently unexplored nonresonant regions could yield signals of the dark Higgs boson S .

C. $K \rightarrow \pi\gamma\gamma$

In Fig. 7, we also show the predicted branching ratios for $K^+ \rightarrow \pi^+\gamma\gamma$. For $\tan\beta = 40$, the prediction is approximately 6×10^{-7} . If the S mass is near the π^0 mass, the $K^+ \rightarrow \pi^+\gamma\gamma$ decay will be swamped by the $K^+ \rightarrow \pi^+\pi^0$ decay, which has a branching ratio of about 21% [87]. Away from the π^0 resonance, there is a measurement of the nonresonant

$K^+ \rightarrow \pi^+ \gamma \gamma$ decay with branching ratio $(1.01 \pm 0.06) \times 10^{-6}$ [87], but this measurement is obtained by combining measurements made for diphoton invariant masses above the range of S masses we consider. The predictions of this model could be tested by future measurements with this sensitivity, but for diphoton masses between 10 and 200 MeV.

For the neutral kaons, the model predictions for $\sin \theta = 0.005$, $\tan \beta = 40$, and $m_S = 100$ MeV are $BR(K_L \rightarrow \pi^0 S) = 4 \times 10^{-7}$ and $BR(K_S \rightarrow \pi^0 S) = 4 \times 10^{-9}$. The much smaller branching ratio for K_S is largely due to the K_S having a much shorter lifetime than K_L , while the K^+ and K_L lifetimes are of the same order. The measured branching ratios are $BR(K_L \rightarrow \pi^0 \gamma \gamma) = (1.273 \pm 0.033) \times 10^{-6}$ and $BR(K_S \rightarrow \pi^0 \gamma \gamma) = (4.9 \pm 1.8) \times 10^{-8}$ [87]. Again, the model predictions are not far from current sensitivities and predict a sharp signal with diphoton mass equal to m_S .

D. $h \rightarrow \gamma \gamma \gamma \gamma$ and implications for $h \rightarrow \gamma \gamma$

The model discussed here may also modify Higgs boson decays through the process $h \rightarrow SS$, followed by $S \rightarrow \gamma \gamma$.³ Since the SM Higgs boson is much heavier than the scalar S , the two photons from S decay are boosted and highly collimated. Therefore, the decay $h \rightarrow S(\rightarrow \gamma \gamma)S(\rightarrow \gamma \gamma)$ contributes to the $h \rightarrow \gamma \gamma$ signal [96]. We can calculate the couplings appearing in the $\frac{1}{2}g_{hSS}hSS$ interaction in terms of the parameters of the potential and mixing parameters. The resulting branching ratio is

$$BR(h \rightarrow SS) = \frac{g_{hSS}^2}{32\pi m_h \Gamma_h} \sqrt{1 - \frac{4m_S^2}{m_h^2}}. \quad (29)$$

The signal strengths measured by CMS and ATLAS are $\mu^{\gamma\gamma} = 1.18^{+0.17}_{-0.14}$ [97] and $\mu^{\gamma\gamma} = 1.06^{+0.14}_{-0.12}$ [98], respectively. By a naive combination of these two measurements, we find $\mu^{\gamma\gamma} = 1.11 \pm 0.10$. (We averaged the CMS and ATLAS measurements to $\mu^{\gamma\gamma} = 1.18 \pm 0.16$ and $\mu^{\gamma\gamma} = 1.06 \pm 0.13$, respectively.)

In the parameter region of our interest in the model, we can find values for parameters of the potential such that the addition of the process $h \rightarrow SS \rightarrow \gamma \gamma \gamma \gamma$ to the SM rate of $h \rightarrow \gamma \gamma$ does not exceed the measured signal strength. As an example, for $\sin \theta = 0.005$ and $\tan \beta = 40$, and taking $m_{du} = 200$ GeV, $\lambda_1 = 0.6$, $\lambda_2 = 0.3$, $\lambda_{345} = 2.8$, $\lambda_d = -0.3$, $\lambda_u = 0.0005$, and $\lambda_{ud} = 0.005$, the signal strength becomes $\mu^{\gamma\gamma} \approx 1.08$. Of course, this also implies that as the experimental constraints on $\mu^{\gamma\gamma}$ become more precise, a deviation from the SM expectation may appear.⁴

³ The model also predicts heavy Higgs boson decays $H \rightarrow SS$, but the branching ratio for this is very small, of the order of 10^{-6} .

⁴ As noted below Eq. (8), after electroweak symmetry breaking, the quartic interactions contribute to the ϕ mass. For the quartic coupling values given here, we require some fine-tuning between this contribution and the bare mass for the mass of the physical scalar S to be in the desired range $m_S \sim 10 - 200$ MeV.

VI. CONCLUSIONS

In this study, we have proposed a concrete model that resolves both the $(g - 2)_\mu$ and B -meson anomalies, which are currently among the leading discrepancies between SM predictions and experimental data. The model is a Type II 2HDM model, such as the Higgs sector of the minimal supersymmetric model, extended to include a light dark Higgs boson S , a leptoquark U , and additional leptoquarks V . The U leptoquark resolves the B anomalies, and the V leptoquarks generate a $S\gamma\gamma$ coupling. This coupling induces a two-loop Barr-Zee contribution to $(g - 2)_\mu$, which is shown in Fig. 1. The model makes interesting predictions for exotic signals that can be looked for in current and upcoming data. Our proposed resolution to the $(g - 2)_\mu$ problem requires either a large number of LQs or a large coupling, or both, and if there is a large coupling, it could blow up just above the TeV scale, requiring a number of additional states in any UV-complete theory. An UV completion of our model is beyond the scope of this work, but we believe that in any UV framework, the essential features of our model will remain valid.

For dark Higgs mass $m_S \sim 100$ MeV and dark Higgs mixing angle $\sin \theta \sim 0.005$, $\tan \beta \sim 40$, and $N_{\text{LQ}} \sim 10$ V leptoquarks with masses at the TeV scale, the correction resolves the $(g - 2)_\mu$ anomaly. The introduction of a new light scalar S has many possible effects on SM meson phenomenology. We have checked that all current bounds on K and B properties, as well as the current constraint on $(g - 2)_e$, are respected for the parameters that solve the $(g - 2)_\mu$ and B meson anomalies; see Table I.

In the near future, however, there are measurements that could uncover beyond-the-SM effects and provide evidence for this model. In particular, the dark Higgs boson is light enough to be produced in meson decays, and it then decays through $S \rightarrow e^+e^-, \gamma\gamma$. The S boson has $c\tau \sim 0.01 - 1$ mm, and so for most model parameters the decay is indistinguishable from prompt, which yields interesting new dielectron events from $B \rightarrow K^{(*)}e^+e^-$ with $m_{e^+e^-} = m_S$ and diphoton signals from $B \rightarrow K^{(*)}\gamma\gamma$ and $K \rightarrow \pi\gamma\gamma$ with $m_{\gamma\gamma} = m_S$. The branching ratios for some of these modes are shown in Figs. 6 and 7. In all cases, the predicted branching ratios are not far from current sensitivities, although current measurements typically explore ranges of $m_{e^+e^-}$ and $m_{\gamma\gamma}$ outside the considered range of m_S . As examples, the model predicts values $BR(B \rightarrow K^{(*)}\gamma\gamma) \sim 10^{-4}$ and $BR(K^+ \rightarrow \pi^+\gamma\gamma), BR(K_L \rightarrow \pi^0\gamma\gamma) \sim 10^{-6}$. Provided the S is not too degenerate with the neutral pion π^0 , these signals could be observed above background in the near future—for example, at Belle II, providing a motivation to look for these exotic diphoton modes and an avenue for testing this model. More generally, these decay modes test many models where the $(g - 2)_\mu$ anomaly is resolved by a two-loop Barr-Zee contribution generated by a light S with an $S\gamma\gamma$ coupling.

In addition, there are potentially observable contributions to exotic Higgs decays $h \rightarrow SS \rightarrow \gamma\gamma\gamma\gamma$, which, given that the S is very light, typically lead to signals indistinguishable from $h \rightarrow \gamma\gamma$. For the desired model parameters, the contribution to $h \rightarrow \gamma\gamma$ is within current constraints, but improved measurements could uncover a deviation from SM predictions. Of course, electromagnetic calorimeters with extremely fine spatial resolution that could differentiate photons separated by opening angles of $\theta \sim m_S/m_h \sim \text{mrad}$ would be able to distinguish the $\gamma\gamma\gamma\gamma$ signal from the $\gamma\gamma$ signal, which would provide a smoking gun signal of new physics.

Acknowledgments

We thank W. Altmannshofer, T. Browder, L. Cremaldi, R. Harnik, and T. M. P. Tait for discussions. A. D. and S. K. are supported in part by NSF Grant No. PHY-1414345. A. D. thanks the hospitality of the T. D. Lee Institute, where part of the work was completed. J. L. F. is supported in part by NSF Grants No. PHY-1620638 and No. PHY-1915005 and in part by Simons Investigator Award No. 376204. The work of J. K. is financially supported by NSERC of Canada.

Appendix A: Calculation of S Couplings in Terms of 2HDM Model Parameters

We now explicitly calculate the parameters in the Lagrangian in Eq. (9), following the analysis of Ref. [67]. We start with the Type II 2HDM with the Yukawa couplings

$$-\mathcal{L}_Y = \bar{L}^0 Y_e^0 H_d e_R^0 + \bar{Q}^0 Y_d^0 H_d d_R^0 + \bar{Q}^0 Y_u^0 \tilde{H}_u U_R^0 + \text{H.c.} \quad (\text{A1})$$

Here the superscript denotes the quantities that are in flavor space.

We write the scalar potential as

$$V(H_d, H_u, \phi) = V_{\text{2HDM}}(H_d, H_u) + V_\phi(\phi) + V_{\text{portal}}(H_d, H_u, \phi) , \quad (\text{A2})$$

where

$$\begin{aligned} V_{\text{2HDM}} = & m_{dd}^2 H_d^\dagger H_d + m_{uu}^2 H_u^\dagger H_u - m_{du}^2 (H_d^\dagger H_u + H_u^\dagger H_d) + \frac{\lambda_1}{2} (H_d^\dagger H_d)^2 + \frac{\lambda_2}{2} (H_u^\dagger H_u)^2 \\ & + \lambda_3 (H_d^\dagger H_d)(H_u^\dagger H_u) + \lambda_4 (H_d^\dagger H_u)(H_u^\dagger H_d) + \frac{\lambda_5}{2} \left[(H_d^\dagger H_u)^2 + (H_u^\dagger H_d)^2 \right] \end{aligned} \quad (\text{A3})$$

$$V_\phi = B\phi + \frac{1}{2}m_0^2\phi^2 + \frac{A_\phi}{2}\phi^3 + \frac{\lambda_\phi}{4}\phi^4 \quad (\text{A4})$$

$$V_{\text{portal}} = A(H_u^\dagger H_d + H_d^\dagger H_u)\phi + \left[\lambda_u H_u^\dagger H_u + \lambda_d H_d^\dagger H_d + \lambda_{ud}(H_u^\dagger H_d + H_d^\dagger H_u) \right] \phi\phi . \quad (\text{A5})$$

After each doublet obtains a VEV, we write the neutral real components of the doublets as $H_i = v_i + \rho_i$, where $i = d, u$. After expanding the potential, the elements of the mass matrix of the CP -even scalars in the (ρ_d, ρ_u, ϕ) basis are

$$M_{11}^2 = m_{du}^2 \tan \beta + \lambda_1 v^2 \cos^2 \beta \quad (\text{A6})$$

$$M_{22}^2 = m_{du}^2 \cot \beta + \lambda_2 v^2 \sin^2 \beta \quad (\text{A7})$$

$$M_{12}^2 = -m_{du}^2 + \lambda_{345} v^2 \cos \beta \sin \beta \quad (\text{A8})$$

$$M_{13}^2 = vA \sin \beta \quad (\text{A9})$$

$$M_{23}^2 = vA \cos \beta \quad (\text{A10})$$

$$M_{33}^2 = m_0^2 + v^2 \lambda_d \cos^2 \beta + v^2 \lambda_u \sin^2 \beta + 2v^2 \lambda_{ud} \cos \beta \sin \beta , \quad (\text{A11})$$

where $\lambda_{345} = \lambda_3 + \lambda_4 + \lambda_5$, and v_d and v_u are the VEVs of the two doublets H_d and H_u , with $\tan \beta = v_u/v_d$ and $v_d^2 + v_u^2 = v^2 = (246 \text{ GeV})^2$.

We assume $A \ll v, m_{du}$, so we can consider the portal terms as small perturbations. In this case, we diagonalize the mass matrix perturbatively, where the nonperturbed mass

matrix is the usual 2HDM mass matrix. We define the mixing matrix that diagonalizes the mass matrix as

$$\begin{pmatrix} \rho_d \\ \rho_u \\ \phi \end{pmatrix} \approx \begin{pmatrix} -\sin \alpha & \cos \alpha & \delta_{13} \\ \cos \alpha & \sin \alpha & \delta_{23} \\ \delta_{31} & \delta_{32} & 1 \end{pmatrix} \begin{pmatrix} h \\ H \\ S \end{pmatrix}, \quad (\text{A12})$$

where δ_{ij} 's are small mixing angles that mix the light scalar with the other two scalars of the 2HDM. When we diagonalize the mass matrix of the 2HDM, the parameter α satisfies the usual equation

$$\tan 2\alpha = \frac{2M_{12}^2}{M_{11}^2 - M_{22}^2}, \quad (\text{A13})$$

and the masses of the two CP -even Higgs bosons are given by

$$m_{h,H}^2 = \frac{1}{2} \left[M_{11}^2 + M_{22}^2 \mp \sqrt{(M_{11}^2 - M_{22}^2)^2 + 4(M_{12}^2)^2} \right]. \quad (\text{A14})$$

To determine expressions for the δ_{ij} 's, we write the mass matrix as

$$M^2 = \begin{pmatrix} M_{11}^2 & M_{12}^2 & 0 \\ M_{12}^2 & M_{22}^2 & 0 \\ 0 & 0 & M_{33}^2 \end{pmatrix} + \begin{pmatrix} 0 & 0 & vA \sin \beta \\ 0 & 0 & vA \cos \beta \\ vA \sin \beta & vA \cos \beta & 0 \end{pmatrix}, \quad (\text{A15})$$

where the second matrix is considered as a small perturbation. Below, we use the shorthand notation $s_\beta = \sin \beta$ and $c_\beta = \cos \beta$.

We require the lighter Higgs h to have SM-like couplings to gauge bosons and fermions, so that we have $\beta - \alpha = \pi/2$. Assuming $M_{33} \ll m_h, m_H$, and writing $\alpha = \beta - \pi/2$, we find that the small mixing parameters are

$$\begin{aligned} \delta_{13} &= -\frac{2vAs_\beta^3}{m_h^2} \left[\frac{m_h^2}{2m_H^2} + \cot^2 \beta \left(1 - \frac{m_h^2}{2m_H^2} \right) \right] \\ \delta_{23} &= -\frac{2vA}{m_h^2} s_\beta^2 c_\beta \left[1 - \frac{m_h^2}{2m_H^2} (1 - \cot^2 \beta) \right] \\ \delta_{31} &= \frac{vAs_{2\beta}}{m_h^2} \\ \delta_{32} &= -\frac{vAc_{2\beta}}{m_H^2}. \end{aligned} \quad (\text{A16})$$

In the Yukawa sector, after rotating to the mass basis and defining the mass matrices of fermions, the interaction terms between the physical light scalar S and the fermions become

$$-\mathcal{L}_{ffS} = \left(\frac{\delta_{13}}{vc_\beta} \bar{e} M_e e + \frac{\delta_{13}}{vc_\beta} \bar{d} M_d d + \frac{\delta_{23}}{vs_\beta} \bar{u} M_u u \right) S, \quad (\text{A17})$$

where the M_f 's are the diagonal mass matrices of the fermions. To better compare with SM Higgs couplings, we write these couplings as

$$-\mathcal{L}_{ffS} = \sum_{f=\ell,d,u} \xi_f \frac{m_f}{v} \bar{f} f S. \quad (\text{A18})$$

Then, using the expressions for the mixing parameters in Eq. (A16), we find that the couplings of the scalar S to fermions are

$$\xi_{\ell,d} = -\frac{2vAs_\beta^2}{m_h^2} \tan \beta \left[\frac{m_h^2}{2m_H^2} + \cot^2 \beta \left(1 - \frac{m_h^2}{2m_H^2} \right) \right] \quad (\text{A19})$$

$$\xi_u = -\frac{2vAs_\beta^2}{m_h^2} \cot \beta \left[1 - \frac{m_h^2}{2m_H^2} (1 - \cot^2 \beta) \right], \quad (\text{A20})$$

where the couplings to down-type quarks and leptons are enhanced by $\tan \beta$ and the couplings to up-type quarks are suppressed by $\cot \beta$. In the limit of large $\tan \beta$, we may take $\beta \rightarrow \pi/2$ and $\alpha \rightarrow 0$ so that $s_\beta \rightarrow 1$ in the equations above, and we can write the couplings purely in terms of $\tan \beta$.

We can find the couplings of S to the weak gauge bosons by expanding the kinetic terms of the two scalar doublets. We find

$$-\mathcal{L}_{VVS} = \xi_V \frac{1}{v} (2m_W^2 W_\mu^\dagger W^\mu + m_Z^2 Z_\mu Z^\mu) S, \quad (\text{A21})$$

where the coupling is the same for both W and Z :

$$\xi_{W,Z} = c_\beta \delta_{13} + s_\beta \delta_{23} = \frac{-2vAs_\beta^3 c_\beta}{m_h^2} (1 + \cot^2 \beta). \quad (\text{A22})$$

In the large $\tan \beta$ limit, we write $\cos \beta \approx \cot \beta$ and $\sin \beta \rightarrow 1$ so that we can write this coupling in terms of $\cot \beta$ only:

$$\xi_{W,Z} = \frac{-2vA \cot \beta}{m_h^2} (1 + \cot^2 \beta). \quad (\text{A23})$$

In summary, we have the following couplings in terms of $\tan \beta$:

$$\xi_{\ell,d} = -\frac{2vA}{m_h^2} \tan \beta \left[\frac{m_h^2}{2m_H^2} + \cot^2 \beta \left(1 - \frac{m_h^2}{2m_H^2} \right) \right], \quad (\text{A24})$$

$$\xi_u = -\frac{2vA}{m_h^2} \cot \beta \left[1 - \frac{m_h^2}{2m_H^2} (1 - \cot^2 \beta) \right], \quad (\text{A25})$$

$$\xi_{W,Z} = -\frac{2vA}{m_h^2} \cot \beta (1 + \cot^2 \beta). \quad (\text{A26})$$

Appendix B: Coupling to Two Photons

To calculate the scalar coupling to two photons, we use expressions from Ref. [99], where the decay width for Higgs to two photons is given in terms of generic spin-1, spin- $\frac{1}{2}$, and spin-0 particles in the loop. Although the contribution to $S \rightarrow \gamma\gamma$ is dominated by the effective coupling κ in the parameter region we are interested in, we include all other possible particles in the loop for completeness. In our case, there are only spin-1 and spin- $\frac{1}{2}$ particles in the

loop, so the rate can be written as

$$\Gamma(S \rightarrow \gamma\gamma) = \frac{\alpha_{\text{EM}}^2 m_S^3}{1024\pi^3} \left| \frac{4\pi}{\alpha_{\text{EM}}} \kappa + \frac{g_{SVV}}{m_V^2} N_{c,V} Q_V^2 A_1(r_V) + \frac{2g_{Sf\bar{f}}}{m_f} N_{c,f} Q_f^2 A_{1/2}(r_f) \right|^2, \quad (\text{B1})$$

where $r_i = 4m_i^2/m_S^2$. V and f represent spin-1 and spin- $\frac{1}{2}$ particles, respectively; Q and N_c are the particle's electric charge and number of colors; and the expressions for A_1 and $A_{1/2}$ are given in Ref. [99].

-
- [1] **RBC, UKQCD** Collaboration, T. Blum, P. A. Boyle, V. Gülpers, T. Izubuchi, L. Jin, C. Jung, A. Jüttner, C. Lehner, A. Portelli, and J. T. Tsang, “Calculation of the hadronic vacuum polarization contribution to the muon anomalous magnetic moment,” *Phys. Rev. Lett.* **121** no. 2, (2018) 022003, [arXiv:1801.07224 \[hep-lat\]](#).
 - [2] **Muon g-2** Collaboration, G. W. Bennett *et al.*, “Final Report of the Muon E821 Anomalous Magnetic Moment Measurement at BNL,” *Phys. Rev.* **D73** (2006) 072003, [arXiv:hep-ex/0602035 \[hep-ex\]](#).
 - [3] **Muon g-2** Collaboration, J. Grange *et al.*, “Muon ($g - 2$) Technical Design Report,” [arXiv:1501.06858 \[physics.ins-det\]](#).
 - [4] **Belle-II** Collaboration, W. Altmannshofer *et al.*, “The Belle II Physics Book,” [arXiv:1808.10567 \[hep-ex\]](#).
 - [5] **BaBar** Collaboration, J. P. Lees *et al.*, “Evidence for an excess of $\bar{B} \rightarrow D^{(*)}\tau^-\bar{\nu}_\tau$ decays,” *Phys. Rev. Lett.* **109** (2012) 101802, [arXiv:1205.5442 \[hep-ex\]](#).
 - [6] **BaBar** Collaboration, J. P. Lees *et al.*, “Measurement of an Excess of $\bar{B} \rightarrow D^{(*)}\tau^-\bar{\nu}_\tau$ Decays and Implications for Charged Higgs Bosons,” *Phys. Rev.* **D88** no. 7, (2013) 072012, [arXiv:1303.0571 \[hep-ex\]](#).
 - [7] **Belle** Collaboration, M. Huschle *et al.*, “Measurement of the branching ratio of $\bar{B} \rightarrow D^{(*)}\tau^-\bar{\nu}_\tau$ relative to $\bar{B} \rightarrow D^{(*)}\ell^-\bar{\nu}_\ell$ decays with hadronic tagging at Belle,” *Phys. Rev.* **D92** no. 7, (2015) 072014, [arXiv:1507.03233 \[hep-ex\]](#).
 - [8] **Belle** Collaboration, A. Abdesselam *et al.*, “Measurement of the branching ratio of $\bar{B}^0 \rightarrow D^{*+}\tau^-\bar{\nu}_\tau$ relative to $\bar{B}^0 \rightarrow D^{*+}\ell^-\bar{\nu}_\ell$ decays with a semileptonic tagging method,” in *Proceedings, 51st Rencontres de Moriond on Electroweak Interactions and Unified Theories: La Thuile, Italy, March 12-19, 2016*. 2016. [arXiv:1603.06711 \[hep-ex\]](#).
 - [9] **Belle** Collaboration, S. Hirose *et al.*, “Measurement of the τ lepton polarization and $R(D^*)$ in the decay $\bar{B} \rightarrow D^*\tau^-\bar{\nu}_\tau$,” *Phys. Rev. Lett.* **118** no. 21, (2017) 211801, [arXiv:1612.00529 \[hep-ex\]](#).
 - [10] **LHCb** Collaboration, R. Aaij *et al.*, “Measurement of the ratio of branching fractions $\mathcal{B}(\bar{B}^0 \rightarrow D^{*+}\tau^-\bar{\nu}_\tau)/\mathcal{B}(\bar{B}^0 \rightarrow D^{*+}\mu^-\bar{\nu}_\mu)$,” *Phys. Rev. Lett.* **115** no. 11, (2015) 111803, [arXiv:1506.08614 \[hep-ex\]](#). [Erratum: *Phys. Rev. Lett.* 115, no. 15, 159901 (2015)].
 - [11] **Heavy Flavor Averaging Group** Collaboration, Y. Amhis *et al.*, “Averages of b -hadron, c -hadron, and τ -lepton properties as of summer 2016,” *Eur. Phys. J.* **C77** (2017) 895, [arXiv:1612.07233 \[hep-ex\]](#). Updated results and plots available at <https://hflav.web.cern.ch>.
 - [12] D. Bigi and P. Gambino, “Revisiting $B \rightarrow D\ell\nu$,” *Phys. Rev.* **D94** no. 9, (2016) 094008, [arXiv:1606.08030 \[hep-ph\]](#).

- [13] S. Jaiswal, S. Nandi, and S. K. Patra, “Extraction of $|V_{cb}|$ from $B \rightarrow D^{(*)}\ell\nu_\ell$ and the Standard Model predictions of $R(D^{(*)})$,” *JHEP* **12** (2017) 060, [arXiv:1707.09977 \[hep-ph\]](#).
- [14] Belle Collaboration, A. Abdesselam *et al.*, “Measurement of $\mathcal{R}(D)$ and $\mathcal{R}(D^*)$ with a semileptonic tagging method,” [arXiv:1904.08794 \[hep-ex\]](#).
- [15] G. Hiller and F. Kruger, “More model-independent analysis of $b \rightarrow s$ processes,” *Phys. Rev.* **D69** (2004) 074020, [arXiv:hep-ph/0310219 \[hep-ph\]](#).
- [16] G. Hiller and M. Schmaltz, “ R_K and future $b \rightarrow s\ell\ell$ physics beyond the standard model opportunities,” *Phys. Rev.* **D90** (2014) 054014, [arXiv:1408.1627 \[hep-ph\]](#).
- [17] LHCb Collaboration, R. Aaij *et al.*, “Search for lepton-universality violation in $B^+ \rightarrow K^+\ell^+\ell^-$ decays,” *Phys. Rev. Lett.* **122** no. 19, (2019) 191801, [arXiv:1903.09252 \[hep-ex\]](#).
- [18] M. Bordone, G. Isidori, and A. Pattori, “On the Standard Model predictions for R_K and R_{K^*} ,” *Eur. Phys. J.* **C76** no. 8, (2016) 440, [arXiv:1605.07633 \[hep-ph\]](#).
- [19] LHCb Collaboration, R. Aaij *et al.*, “Test of lepton universality with $B^0 \rightarrow K^{*0}\ell^+\ell^-$ decays,” *JHEP* **08** (2017) 055, [arXiv:1705.05802 \[hep-ex\]](#).
- [20] Belle Collaboration, A. Abdesselam *et al.*, “Test of lepton flavor universality in $B \rightarrow K^*\ell^+\ell^-$ decays at Belle,” [arXiv:1904.02440 \[hep-ex\]](#).
- [21] A. Abdesselam *et al.*, “Test of lepton flavor universality in $B \rightarrow K\ell^+\ell^-$ decays,” [arXiv:1908.01848 \[hep-ex\]](#).
- [22] S. Descotes-Genon, L. Hofer, J. Matias, and J. Virto, “On the impact of power corrections in the prediction of $B \rightarrow K^*\mu^+\mu^-$ observables,” *JHEP* **12** (2014) 125, [arXiv:1407.8526 \[hep-ph\]](#).
- [23] J. Lyon and R. Zwicky, “Resonances gone topsy turvy - the charm of QCD or new physics in $b \rightarrow s\ell^+\ell^-$,” [arXiv:1406.0566 \[hep-ph\]](#).
- [24] S. Jäger and J. Martin Camalich, “Reassessing the discovery potential of the $B \rightarrow K^*\ell^+\ell^-$ decays in the large-recoil region: SM challenges and BSM opportunities,” *Phys. Rev.* **D93** no. 1, (2016) 014028, [arXiv:1412.3183 \[hep-ph\]](#).
- [25] B. Bhattacharya, A. Datta, D. London, and S. Shivashankara, “Simultaneous Explanation of the R_K and $R(D^{(*)})$ Puzzles,” *Phys. Lett.* **B742** (2015) 370–374, [arXiv:1412.7164 \[hep-ph\]](#).
- [26] R. Alonso, B. Grinstein, and J. Martin Camalich, “Lepton universality violation and lepton flavor conservation in B -meson decays,” *JHEP* **10** (2015) 184, [arXiv:1505.05164 \[hep-ph\]](#).
- [27] A. Greljo, G. Isidori, and D. Marzocca, “On the breaking of Lepton Flavor Universality in B decays,” *JHEP* **07** (2015) 142, [arXiv:1506.01705 \[hep-ph\]](#).
- [28] L. Calibbi, A. Crivellin, and T. Ota, “Effective Field Theory Approach to $b \rightarrow s\ell\ell'$, $B \rightarrow K^{(*)}\nu\bar{\nu}$ and $B \rightarrow D^{(*)}\tau\nu$ with Third Generation Couplings,” *Phys. Rev. Lett.* **115** (2015) 181801, [arXiv:1506.02661 \[hep-ph\]](#).
- [29] W. Altmannshofer, P. S. Bhupal Dev, and A. Soni, “ $R_{D^{(*)}}$ anomaly: A possible hint for natural supersymmetry with R -parity violation,” *Phys. Rev.* **D96** no. 9, (2017) 095010, [arXiv:1704.06659 \[hep-ph\]](#).
- [30] B. Capdevila, A. Crivellin, S. Descotes-Genon, J. Matias, and J. Virto, “Patterns of New Physics in $b \rightarrow s\ell^+\ell^-$ transitions in the light of recent data,” *JHEP* **01** (2018) 093, [arXiv:1704.05340 \[hep-ph\]](#).
- [31] W. Altmannshofer, P. Stangl, and D. M. Straub, “Interpreting Hints for Lepton Flavor Universality Violation,” *Phys. Rev.* **D96** no. 5, (2017) 055008, [arXiv:1704.05435](#)

- [hep-ph].
- [32] G. D’Amico, M. Nardecchia, P. Panci, F. Sannino, A. Strumia, R. Torre, and A. Urbano, “Flavour anomalies after the R_{K^*} measurement,” *JHEP* **09** (2017) 010, [arXiv:1704.05438 \[hep-ph\]](#).
 - [33] G. Hiller and I. Nisandzic, “ R_K and R_{K^*} beyond the standard model,” *Phys. Rev.* **D96** no. 3, (2017) 035003, [arXiv:1704.05444 \[hep-ph\]](#).
 - [34] L.-S. Geng, B. Grinstein, S. Jäger, J. Martin Camalich, X.-L. Ren, and R.-X. Shi, “Towards the discovery of new physics with lepton-universality ratios of $b \rightarrow s\ell\ell$ decays,” *Phys. Rev.* **D96** no. 9, (2017) 093006, [arXiv:1704.05446 \[hep-ph\]](#).
 - [35] M. Ciuchini, A. M. Coutinho, M. Fedele, E. Franco, A. Paul, L. Silvestrini, and M. Valli, “On Flavourful Easter Eggs for New Physics Hunger and Lepton Flavour Universality Violation,” *Eur. Phys. J.* **C77** no. 10, (2017) 688, [arXiv:1704.05447 \[hep-ph\]](#).
 - [36] A. Celis, J. Fuentes-Martin, A. Vicente, and J. Virto, “Gauge-invariant implications of the LHCb measurements on lepton-flavor nonuniversality,” *Phys. Rev.* **D96** no. 3, (2017) 035026, [arXiv:1704.05672 \[hep-ph\]](#).
 - [37] D. Bečirević and O. Sumensari, “A leptoquark model to accommodate $R_K^{\text{exp}} < R_K^{\text{SM}}$ and $R_{K^*}^{\text{exp}} < R_{K^*}^{\text{SM}}$,” *JHEP* **08** (2017) 104, [arXiv:1704.05835 \[hep-ph\]](#).
 - [38] S. Di Chiara, A. Fowlie, S. Fraser, C. Marzo, L. Marzola, M. Raidal, and C. Spethmann, “Minimal flavor-changing Z' models and muon $g - 2$ after the R_{K^*} measurement,” *Nucl. Phys.* **B923** (2017) 245–257, [arXiv:1704.06200 \[hep-ph\]](#).
 - [39] F. Sala and D. M. Straub, “A New Light Particle in B Decays?,” *Phys. Lett.* **B774** (2017) 205–209, [arXiv:1704.06188 \[hep-ph\]](#).
 - [40] D. Ghosh, “Explaining the R_K and R_{K^*} anomalies,” *Eur. Phys. J.* **C77** no. 10, (2017) 694, [arXiv:1704.06240 \[hep-ph\]](#).
 - [41] A. K. Alok, B. Bhattacharya, A. Datta, D. Kumar, J. Kumar, and D. London, “New Physics in $b \rightarrow s\mu^+\mu^-$ after the Measurement of R_{K^*} ,” *Phys. Rev.* **D96** no. 9, (2017) 095009, [arXiv:1704.07397 \[hep-ph\]](#).
 - [42] A. K. Alok, D. Kumar, J. Kumar, and R. Sharma, “Lepton flavor non-universality in the B-sector: a global analyses of various new physics models,” [arXiv:1704.07347 \[hep-ph\]](#).
 - [43] W. Wang and S. Zhao, “Implications of the R_K and R_{K^*} anomalies,” *Chin. Phys.* **C42** no. 1, (2018) 013105, [arXiv:1704.08168 \[hep-ph\]](#).
 - [44] C. Bonilla, T. Modak, R. Srivastava, and J. W. F. Valle, “ $U(1)_{B_3-3L_\mu}$ gauge symmetry as a simple description of $b \rightarrow s$ anomalies,” *Phys. Rev.* **D98** no. 9, (2018) 095002, [arXiv:1705.00915 \[hep-ph\]](#).
 - [45] D. Bardhan, P. Byakti, and D. Ghosh, “Role of Tensor operators in R_K and R_{K^*} ,” *Phys. Lett.* **B773** (2017) 505–512, [arXiv:1705.09305 \[hep-ph\]](#).
 - [46] A. Crivellin, D. Müller, and T. Ota, “Simultaneous explanation of $R(D^{(*)})$ and $b \rightarrow s\mu^+\mu^-$: the last scalar leptoquarks standing,” *JHEP* **09** (2017) 040, [arXiv:1703.09226 \[hep-ph\]](#).
 - [47] S. Fajfer and N. Košnik, “Vector leptoquark resolution of R_K and $R_{D^{(*)}}$ puzzles,” *Phys. Lett.* **B755** (2016) 270–274, [arXiv:1511.06024 \[hep-ph\]](#).
 - [48] M. Bauer and M. Neubert, “Minimal Leptoquark Explanation for the $R_{D^{(*)}}$, R_K , and $(g - 2)_\mu$ Anomalies,” *Phys. Rev. Lett.* **116** no. 14, (2016) 141802, [arXiv:1511.01900 \[hep-ph\]](#).
 - [49] R. Barbieri, G. Isidori, A. Pattori, and F. Senia, “Anomalies in B -decays and $U(2)$ flavour symmetry,” *Eur. Phys. J.* **C76** no. 2, (2016) 67, [arXiv:1512.01560 \[hep-ph\]](#).
 - [50] D. Das, C. Hati, G. Kumar, and N. Mahajan, “Towards a unified explanation of $R_{D^{(*)}}$, R_K

- and $(g - 2)_\mu$ anomalies in a left-right model with leptoquarks,” *Phys. Rev.* **D94** (2016) 055034, [arXiv:1605.06313 \[hep-ph\]](#).
- [51] S. M. Boucenna, A. Celis, J. Fuentes-Martin, A. Vicente, and J. Virto, “Phenomenology of an $SU(2) \times SU(2) \times U(1)$ model with lepton-flavour non-universality,” *JHEP* **12** (2016) 059, [arXiv:1608.01349 \[hep-ph\]](#).
 - [52] D. Bečirević, S. Fajfer, N. Košnik, and O. Sumensari, “Leptoquark model to explain the B -physics anomalies, R_K and R_D ,” *Phys. Rev.* **D94** no. 11, (2016) 115021, [arXiv:1608.08501 \[hep-ph\]](#).
 - [53] B. Bhattacharya, A. Datta, J.-P. Guévin, D. London, and R. Watanabe, “Simultaneous Explanation of the R_K and $R_{D^{(*)}}$ Puzzles: a Model Analysis,” *JHEP* **01** (2017) 015, [arXiv:1609.09078 \[hep-ph\]](#).
 - [54] C.-H. Chen, T. Nomura, and H. Okada, “Excesses of muon $g - 2$, $R_{D^{(*)}}$, and R_K in a leptoquark model,” *Phys. Lett.* **B774** (2017) 456–464, [arXiv:1703.03251 \[hep-ph\]](#).
 - [55] J. Kumar, D. London, and R. Watanabe, “Combined Explanations of the $b \rightarrow s\mu^+\mu^-$ and $b \rightarrow c\tau^-\bar{\nu}$ Anomalies: a General Model Analysis,” *Phys. Rev.* **D99** no. 1, (2019) 015007, [arXiv:1806.07403 \[hep-ph\]](#).
 - [56] M. Blanke and A. Crivellin, “ B Meson Anomalies in a Pati-Salam Model within the Randall-Sundrum Background,” *Phys. Rev. Lett.* **121** no. 1, (2018) 011801, [arXiv:1801.07256 \[hep-ph\]](#).
 - [57] A. Crivellin, C. Greub, D. Müller, and F. Saturnino, “Importance of Loop Effects in Explaining the Accumulated Evidence for New Physics in B Decays with a Vector Leptoquark,” *Phys. Rev. Lett.* **122** no. 1, (2019) 011805, [arXiv:1807.02068 \[hep-ph\]](#).
 - [58] A. Crivellin and F. Saturnino, “Explaining the Flavor Anomalies with a Vector Leptoquark (Moriond 2019 update),” *PoS DIS2019* (2019) 163, [arXiv:1906.01222 \[hep-ph\]](#).
 - [59] S.-P. Li and X.-Q. Li, “Probing New Physics Signals with Symmetry-Restored Yukawa Textures,” [arXiv:1907.13555 \[hep-ph\]](#).
 - [60] S.-P. Li, X.-Q. Li, Y.-D. Yang, and X. Zhang, “ $R_{D^{(*)}}$, $R_{K^{(*)}}$ and neutrino mass in the 2HDM-III with right-handed neutrinos,” *JHEP* **09** (2018) 149, [arXiv:1807.08530 \[hep-ph\]](#).
 - [61] O. Popov, M. A. Schmidt, and G. White, “ R_2 as a single leptoquark solution to $R_{D^{(*)}}$ and $R_{K^{(*)}}$,” *Phys. Rev.* **D100** no. 3, (2019) 035028, [arXiv:1905.06339 \[hep-ph\]](#).
 - [62] D. Buttazzo, A. Greljo, G. Isidori, and D. Marzocca, “ B -physics anomalies: a guide to combined explanations,” *JHEP* **11** (2017) 044, [arXiv:1706.07808 \[hep-ph\]](#).
 - [63] J. L. Feng and K. T. Matchev, “Supersymmetry and the anomalous magnetic moment of the muon,” *Phys. Rev. Lett.* **86** (2001) 3480–3483, [arXiv:hep-ph/0102146 \[hep-ph\]](#).
 - [64] C. Boehm and P. Fayet, “Scalar dark matter candidates,” *Nucl. Phys.* **B683** (2004) 219–263, [arXiv:hep-ph/0305261 \[hep-ph\]](#).
 - [65] M. Pospelov, “Secluded U(1) below the weak scale,” *Phys. Rev.* **D80** (2009) 095002, [arXiv:0811.1030 \[hep-ph\]](#).
 - [66] M. Battaglieri *et al.*, “US Cosmic Visions: New Ideas in Dark Matter 2017: Community Report,” in *U.S. Cosmic Visions: New Ideas in Dark Matter College Park, MD, USA, March 23-25, 2017*. 2017. [arXiv:1707.04591 \[hep-ph\]](#).
<http://lss.fnal.gov/archive/2017/conf/fermilab-conf-17-282-ae-ppd-t.pdf>.
 - [67] B. Batell, N. Lange, D. McKeen, M. Pospelov, and A. Ritz, “Muon anomalous magnetic moment through the leptonic Higgs portal,” *Phys. Rev.* **D95** no. 7, (2017) 075003, [arXiv:1606.04943 \[hep-ph\]](#).

- [68] W. Altmannshofer, M. J. Baker, S. Gori, R. Harnik, M. Pospelov, E. Stamou, and A. Thamm, “Light resonances and the low- q^2 bin of R_{K^*} ,” *JHEP* **03** (2018) 188, [arXiv:1711.07494 \[hep-ph\]](#).
- [69] A. Datta, J. Kumar, and D. London, “The B Anomalies and New Physics in $b \rightarrow se^+e^-$,” *Phys. Lett. B* **797** (2019) 134858, [arXiv:1903.10086 \[hep-ph\]](#).
- [70] J. Aebischer, W. Altmannshofer, D. Guadagnoli, M. Reboud, P. Stangl, and D. M. Straub, “ B -decay discrepancies after Moriond 2019,” [arXiv:1903.10434 \[hep-ph\]](#).
- [71] H. Davoudiasl and W. J. Marciano, “Tale of two anomalies,” *Phys. Rev. D* **98** no. 7, (2018) 075011, [arXiv:1806.10252 \[hep-ph\]](#).
- [72] C.-Y. Chen, H. Davoudiasl, W. J. Marciano, and C. Zhang, “Implications of a light “dark Higgs” solution to the $g_\mu - 2$ discrepancy,” *Phys. Rev. D* **93** no. 3, (2016) 035006, [arXiv:1511.04715 \[hep-ph\]](#).
- [73] V. Ilisie, “New Barr-Zee contributions to $(g - 2)_\mu$ in two-Higgs-doublet models,” *JHEP* **04** (2015) 077, [arXiv:1502.04199 \[hep-ph\]](#).
- [74] W. J. Marciano, C. Zhang, and S. Willenbrock, “Higgs Decay to Two Photons,” *Phys. Rev. D* **85** (2012) 013002, [arXiv:1109.5304 \[hep-ph\]](#).
- [75] F. S. Queiroz and W. Shepherd, “New Physics Contributions to the Muon Anomalous Magnetic Moment: A Numerical Code,” *Phys. Rev. D* **89** no. 9, (2014) 095024, [arXiv:1403.2309 \[hep-ph\]](#).
- [76] A. K. Alok, A. Dighe, S. Gangal, and D. Kumar, “Continuing search for new physics in $b \rightarrow s\mu\mu$ decays: two operators at a time,” *JHEP* **06** (2019) 089, [arXiv:1903.09617 \[hep-ph\]](#).
- [77] M. Ciuchini, A. M. Coutinho, M. Fedele, E. Franco, A. Paul, L. Silvestrini, and M. Valli, “New Physics in $b \rightarrow s\ell^+\ell^-$ confronts new data on Lepton Universality,” [arXiv:1903.09632 \[hep-ph\]](#).
- [78] M. Alguero, B. Capdevila, S. Descotes-Genon, P. Masjuan, and J. Matias, “What R_K and Q_5 can tell us about New Physics in $b \rightarrow s\ell\ell$ transitions?,” *JHEP* **07** (2019) 096, [arXiv:1902.04900 \[hep-ph\]](#).
- [79] K. Kowalska, D. Kumar, and E. M. Sessolo, “Implications for New Physics in $b \rightarrow s\mu\mu$ transitions after recent measurements by Belle and LHCb,” [arXiv:1903.10932 \[hep-ph\]](#).
- [80] B. Batell, M. Pospelov, and A. Ritz, “Multi-lepton Signatures of a Hidden Sector in Rare B Decays,” *Phys. Rev. D* **83** (2011) 054005, [arXiv:0911.4938 \[hep-ph\]](#).
- [81] A. Datta, J. Liao, and D. Marfatia, “A light Z' for the R_K puzzle and nonstandard neutrino interactions,” *Phys. Lett. B* **768** (2017) 265–269, [arXiv:1702.01099 \[hep-ph\]](#).
- [82] A. Datta, J. Kumar, J. Liao, and D. Marfatia, “New light mediators for the R_K and R_{K^*} puzzles,” *Phys. Rev. D* **97** no. 11, (2018) 115038, [arXiv:1705.08423 \[hep-ph\]](#).
- [83] A. Bharucha, D. M. Straub, and R. Zwicky, “ $B \rightarrow V\ell^+\ell^-$ in the Standard Model from light-cone sum rules,” *JHEP* **08** (2016) 098, [arXiv:1503.05534 \[hep-ph\]](#).
- [84] P. Ball and R. Zwicky, “New results on $B \rightarrow \pi, K, \eta$ decay formfactors from light-cone sum rules,” *Phys. Rev. D* **71** (2005) 014015, [arXiv:hep-ph/0406232 \[hep-ph\]](#).
- [85] A. Lenz, “Lifetimes and heavy quark expansion,” *Int. J. Mod. Phys. A* **30** no. 10, (2015) 1543005, [arXiv:1405.3601 \[hep-ph\]](#). [63(2014)].
- [86] D. M. Straub, “flavio: a Python package for flavour and precision phenomenology in the Standard Model and beyond,” [arXiv:1810.08132 \[hep-ph\]](#).
- [87] **Particle Data Group** Collaboration, M. Tanabashi *et al.*, “Review of Particle Physics,” *Phys. Rev. D* **98** no. 3, (2018) 030001.

- [88] L. Reina, G. Ricciardi, and A. Soni, “QCD corrections to $b \rightarrow s\gamma\gamma$ induced decays: $B \rightarrow X_s\gamma\gamma$ and $B_s \rightarrow \gamma\gamma$,” *Phys. Rev.* **D56** (1997) 5805–5815, [arXiv:hep-ph/9706253 \[hep-ph\]](#).
- [89] D. Atwood, L. Reina, and A. Soni, “Phenomenology of two Higgs doublet models with flavor changing neutral currents,” *Phys. Rev.* **D55** (1997) 3156–3176, [arXiv:hep-ph/9609279 \[hep-ph\]](#).
- [90] G. Khoriauli, “Measurement of $BR(K^\pm \rightarrow \mu^\pm \nu_\mu e^+ e^-)$ with NA48/2 at CERN,” *Journal of Physics: Conference Series* **800** no. 1, (2017) 012035. <http://stacks.iop.org/1742-6596/800/i=1/a=012035>.
- [91] C. E. Carlson and B. C. Rislow, “New Physics and the Proton Radius Problem,” *Phys. Rev.* **D86** (2012) 035013, [arXiv:1206.3587 \[hep-ph\]](#).
- [92] **NA48/2** Collaboration, J. R. Batley *et al.*, “Precise measurement of the $K^\pm \rightarrow \pi^\pm e^+ e^-$ decay,” *Phys. Lett.* **B677** (2009) 246–254, [arXiv:0903.3130 \[hep-ex\]](#).
- [93] **LHCb** Collaboration, R. Aaij *et al.*, “Measurement of the $B^0 \rightarrow K^{*0} e^+ e^-$ branching fraction at low dilepton mass,” *JHEP* **05** (2013) 159, [arXiv:1304.3035 \[hep-ex\]](#).
- [94] **BaBar** Collaboration, J. P. Lees *et al.*, “Measurement of the $B \rightarrow X_s l^+ l^-$ branching fraction and search for direct CP violation from a sum of exclusive final states,” *Phys. Rev. Lett.* **112** (2014) 211802, [arXiv:1312.5364 \[hep-ex\]](#).
- [95] G. Hiller and A. S. Safir, “Predictions for $B \rightarrow K\gamma\gamma$ decays,” *JHEP* **02** (2005) 011, [arXiv:hep-ph/0411344 \[hep-ph\]](#).
- [96] B. A. Dobrescu, G. L. Landsberg, and K. T. Matchev, “Higgs boson decays to CP odd scalars at the Tevatron and beyond,” *Phys. Rev.* **D63** (2001) 075003, [arXiv:hep-ph/0005308 \[hep-ph\]](#).
- [97] **CMS** Collaboration, A. M. Sirunyan *et al.*, “Measurements of Higgs boson properties in the diphoton decay channel in proton-proton collisions at $\sqrt{s} = 13$ TeV,” *JHEP* **11** (2018) 185, [arXiv:1804.02716 \[hep-ex\]](#).
- [98] **ATLAS** Collaboration, “Measurements of Higgs boson properties in the diphoton decay channel using 80 fb $^{-1}$ of pp collision data at $\sqrt{s} = 13$ TeV with the ATLAS detector,” Tech. Rep. ATLAS-CONF-2018-028, CERN, Geneva, Jul, 2018. <http://cds.cern.ch/record/2628771>.
- [99] M. Carena, I. Low, and C. E. M. Wagner, “Implications of a Modified Higgs to Diphoton Decay Width,” *JHEP* **08** (2012) 060, [arXiv:1206.1082 \[hep-ph\]](#).