

# Interplay between band structure and Hund's correlation to increase $T_c$ in FeSe

Swagata Acharya<sup>1</sup>, Dimitar Pashov<sup>1</sup>, Francois Jamet<sup>1</sup>, and Mark van Schilfgaarde<sup>1,2</sup>  
*King's College London, Theory and Simulation of Condensed Matter, The Strand, WC2R 2LS London, UK and  
 National Renewable Energy Laboratories, Golden, CO 80401\**

FeSe is classed as a Hund's metal, with a multiplicity of  $d$  bands near the Fermi level. Correlations in Hund's metals mostly originate from the exchange parameter  $J$ , which can drive a strong orbital selectivity in the correlations. The Fe-chalcogens are the most strongly correlated of the Fe-based superconductors, with  $d_{xy}$  the most correlated orbital. Yet little is understood whether and how such correlations directly affect the superconducting instability in Hund's systems.

By applying a recently developed high-fidelity *ab initio* theory, we show explicitly the connections between correlations in  $d_{xy}$  and the superconducting critical temperature  $T_c$ . Starting from the *ab initio* results as a reference, we consider various kinds of excursions in parameter space around the reference to determine what controls  $T_c$ . We show small excursions in  $J$  can cause colossal changes in  $T_c$ . Additionally we consider changes in hopping by varying the Fe-Se bond length in bulk, in the free standing monolayer M-FeSe, and M-FeSe on a SrTiO<sub>3</sub> substrate (M-FeSe/STO). The twin conditions of proximity of the  $d_{xy}$  state to the Fermi energy, and the strength of  $J$  emerge as the primary criteria for incoherent spectral response and enhanced single- and two-particle scattering that in turn controls  $T_c$ . Using constrained RPA, we show further that FeSe in monolayer form (M-FeSe) provides a natural mechanism to enhance  $J$ . We explain why M-FeSe/STO has a high  $T_c$ , whereas M-FeSe in isolation should not.

Our study opens a paradigm for a unified understanding what controls  $T_c$  in bulk, layers, and interfaces of Hund's metals by hole pocket and electron screening cloud engineering.

Iron-pnictogen and iron-chalcogen based superconductors (IBS) are classed as Hund's metals, meaning correlations mostly originate from the Hund's exchange parameter  $J$ . In recent years a consensus has evolved that strong Hund's correlations drive the ubiquitous bad metallicity observed in their phase diagrams [1, 2]. Such metals have a multiplicity of bands near the Fermi level  $E_F$ ; in particular FeSe [3–5] has all five Fe  $d$  states active there. Correlations are observed to be highly orbital-selective [5, 6] (a signature of “Hundness”) with  $d_{xy}$  the most strongly correlated orbital. However, very little is known whether Hund's correlation can generate glue for superconducting pairing and control  $T_c$ .

$T_c$  is a mere 9 K in bulk, but it has been observed to increase to  $\sim 75$  K when grown as a monolayer on SrTiO<sub>3</sub> [7] (M-FeSe/STO), and 109 K on doped SrTiO<sub>3</sub> [8]. Thus while “Hundness” has been found to be important in controlling the single- and two-particle spectral properties of bulk FeSe, the multiplicity of factors (orbital character, spin-orbit coupling, shape of Fermi surface and dispersion of states around it, differences in susceptibilities, nematicity, electron-phonon interaction) obfuscate to what extent Hundness, or other factors, drive superconductivity, and whether ‘Hundness’ can at all explain the jump in  $T_c$  going from bulk to M-FeSe/STO.

In this work we calculate the superconducting instability using a new high fidelity, *ab initio* approach [9, 10]. For the one-particle Green's function it combines the quasiparticle self consistent  $GW$  (QSGW) approximation [11] with CTQMC solver [13, 46] based dynamical mean field theory (DMFT) [14]. This framework [15, 16] is extended by computing the local vertex from the two-particle Green's function by DMFT [17, 18], which

is combined with nonlocal bubble diagrams to construct a Bethe-Salpeter equation [19–21]. The latter is solved to yield the essential two-particle spin and charge susceptibilities  $\chi^d$  and  $\chi^m$  — physical observables which provide an important benchmark. Moreover they supply ingredients needed for the Eliashberg equation, which yields eigenvalues and eigenfunctions that describe instabilities to superconductivity. We will denote QSGW<sup>++</sup> as a shorthand for the four-tier QSGW+DMFT+BSE+Eliashberg theory. The numerical implementation is discussed in Pashov et al. [10].

QSGW<sup>++</sup> has high fidelity because QSGW captures non-local dynamic correlation particularly well in the charge channel [10, 22], but cannot adequately capture effects of spin fluctuations. DMFT does an excellent job at the latter, which are strong but mostly controlled by a local effective interaction given by  $U$  and  $J$ . These are calculated within the constrained RPA [23] from the QSGW Hamiltonian using an approach [10] similar to that of Ref. [24]. That it can well describe superconductivity in a parameter-free manner has now been established in several Hund's materials [19, 20]. In FeSe, we have also shown [25] that it reproduces the main features of neutron structure factor [26, 27].

To isolate the effect of Hundness we make excursions about the *ab initio* reference point, by treating  $J$  as a free parameter. One of our primary conclusions is that intense and broad low energy spin fluctuations in the vicinity of an antiferromagnetic ordering vector is the primary glue for pairing and the controlling element for  $T_c$  in several variants of FeSe (both bulk and layered); and that this in turn is controlled by  $J$ . We further show, using constrained RPA, that  $J$  can be tuned by varying

the screening through, e.g. changes in the geometry such as the change from bulk to monolayer. We also consider excursions in Fe-Se bond length, and can find correlation can be enhanced or suppressed by changes in it. For Hund's coupling to be effective in driving  $T_c$  it needs a certain 'universal' band feature: the Fe  $d_{xy}$  state must be in close proximity to the Fermi energy.

In the crystal, Se sits above and below the Fe plane with height  $h=1.463$  Å and bond length  $l_{Fe-Se}=2.39$  Å. cRPA yields  $U=3.4$  eV and  $J=0.6$  eV from the QSGW band structure. To assess the role of 'Hundness' we also consider how excursions in  $J$  between 0 and 1 eV affect the single-particle scattering rate  $\Gamma$ , and the inverse  $Z$  factor, a measure of mass or bandwidth renormalization. (The SM explains how each are obtained.)  $\Gamma$  is found to be insensitive to  $J$  for  $J < 0.4$  eV, while for  $0.4 < J < 0.7$  eV it increases monotonically for all orbitals. Thus there is smooth transition from coherence to incoherence with increasing  $J$ .  $1/Z$  increases from 1.33 at  $J=0$ , reaching a maximum of 4.5 in the  $d_{xy}$  channel at  $J \sim 0.68$  eV. Correlation increases for all states, but  $d_{xy}$  is the heaviest and most incoherent, followed by  $d_{xz} + d_{yz}$  (see Fig. 1a). For still larger  $J$ , both  $\Gamma_{xy}$  and  $1/Z_{xy}$  begin to slowly decrease. A similar non-monotonic behavior was observed in a previous study of Hund's metals [28] Similar conclusions were drawn in a recent orbitally-resolved quasi-particle scattering interference measurement by Kostin et al. [5] in the low temperature orthorhombic phase of FeSe, and the orbital selectivity was emphasized in Ref. [29].

Small increases in  $J$  induce remarkable changes in the transverse spin susceptibility  $\chi(q, \omega)$ . The peak near the antiferromagnetic nesting vector  $(1/2, 1/2)$  (in 2-Fe unit cell) and  $q_z=0$  becomes markedly more intense as shown in Fig. 1e and Fig. 2e. (See SM Fig. 3 for  $\text{Im} \chi(q, \omega)$  along the  $(0, 0) \rightarrow (1/2, 0) \rightarrow (1/2, 1/2) \rightarrow (0, 0)$  lines in the Fe<sub>2</sub>Se<sub>2</sub> unit cell.) The energy dispersion in  $\text{Im} \chi$  also becomes strongly compressed (Fig. 1f). (Elsewhere [25] we perform a rigorous benchmarking of  $\chi(q, \omega)$  against inelastic neutron scattering measurements [26, 27, 31] where we show that our calculations reproduce all intricate structures of  $\chi(q, \omega)$  for all energies and momenta.) Resolving  $\text{Im} \chi$  into orbital channels,  $d_{xy}$  is seen to be the leading component. Along  $(1/2, 0) \rightarrow (1/2, 1/2)$  it contributes about 50% of the total with  $d_{z^2}$ ,  $d_{x^2-y^2}$  and  $d_{xz, yz}$  combining to contribute the rest.

How do these striking changes in  $\text{Im} \chi$  correlate with superconductivity? We compute the full two particle scattering amplitude in the particle-particle channel within our DMFT framework, and solve Eliashberg equations in the BCS low energy approximation [17–20]. Resolving the eigenfunctions of the gap equation into inter- and intra-orbital channels, two dominant eigenvalues  $\lambda$  are found. Both of them increase with  $J$  up to the point of maximum intensity in  $\chi$  ( $J=0.68$  eV) and then begin to decrease, as shown in Fig. 2f. The corresponding eigenfunctions have  $\cos(k_x) + \cos(k_y)$  (leading eigenvalue) and

$\cos(k_x) - \cos(k_y)$  structures (second eigenvalue) [32]. Calculations show that these instabilities reside primarily in the intra-orbital  $d_{xy}$ - $d_{xy}$  channel and the inter-orbital components are negligible. In the bulk crystal, varying  $J$  from the *ab initio* value ( $\lambda=0.067$  at  $J=0.60$  eV), we find  $\lambda$  reaches its maximum 0.9 at the point where the spin susceptibility is most intense,  $J=0.68$  eV. We attribute the decrease for  $J > 0.68$  eV to the softening of electron masses and loss of spin fluctuations at  $q = (1/2, 1/2)$  (see SM Fig. 2 for  $\langle M^2 \rangle^{1/2}$ ).

We next consider how parametric changes in the one-body Hamiltonian alter the spectral function,  $\chi$  and  $T_c$ . We first vary the Fe-Se bond length  $l_{Fe-Se}$ . When it is reduced from its experimental value of 2.39 Å, the  $d_{xy}$  band initially near  $E_F$  at  $\Gamma$ , gets pushed down well below  $E_F$ . It is particularly easy to see at the QSGW level (blue band in Fig. 2b), reaching about  $E_F - 160$  meV when  $h=1.27$  or  $l_{Fe-Se}=2.275$  Å. From c-RPA we compute the corresponding  $U$  and  $J$  as 3.9 eV and 0.69 eV respectively. A similar shift is found in the spectral function calculated by QSGW+DMFT (Fig. 2b). Further, quasi-particles become more coherent: orbital-selective  $1/Z$  range between 1.6 to 1.3 and scattering rates become small ( $\circ$ , Fig. 1). The system behaves as an itinerant metal, and the peak in  $\text{Im} \chi(q, \omega)$  at  $(1/2, 1/2)$  shifts to higher  $\omega$  and becomes gapped. It also becomes very weak and broad (Fig. 2e). The leading  $\lambda$  of the Eliashberg equations become negligibly small (see Fig. 2f and Fig. 1e), suggesting extremely weak or no superconducting instability.  $\lambda$  also becomes completely insensitive to  $J$ . A similar observation was made in our recent work on LaFe<sub>2</sub>As<sub>2</sub> [20], where the collapsed tetragonal phase with lesser  $l_{Fe-As}$  in comparison to its uncollapsed phase, loses superconductivity [33] as bands become itinerant due to increased Fe-Fe hopping mediated via As.

We next turn to a free standing monolayer of FeSe, M-FeSe. For this study we take the structural inputs from recent work by Mondal et al. [44] which finds the minimum-energy value for  $h$  to be 1.39 Å within a combined DFT+DMFT framework, while the lattice parameter  $a$  is somewhat larger, close to that of SrTiO<sub>3</sub>. (Structural parameters are given in the SM for all the systems in this study.) As a benchmark, the same work found the equilibrium  $h$  to be close to the measured value in bulk crystalline FeSe [35]. DFT has a tendency to underestimate  $h$ ; the error is not easily fixed by other kinds of density-functionals. However, DFT does predict a similar change in  $\delta h$  between bulk and monolayer which gives us some confidence in the value of  $h$ .

At the QSGW level, the  $d_{xy}$  band is pushed to  $E_F - 300$  meV on the  $\Gamma$ -M line (band structure in Fig. 2c and SM, bottom panel). c-RPA calculations yield  $U=4.3$  eV and  $J=0.71$  eV, the increase arising from reduced screening.  $1/Z$  is found from QSGW+DMFT to be 1.5, 1.35, 1.3, 1.25 on  $xy$ ,  $z^2$ ,  $yz+xz$ ,  $x^2-y^2$

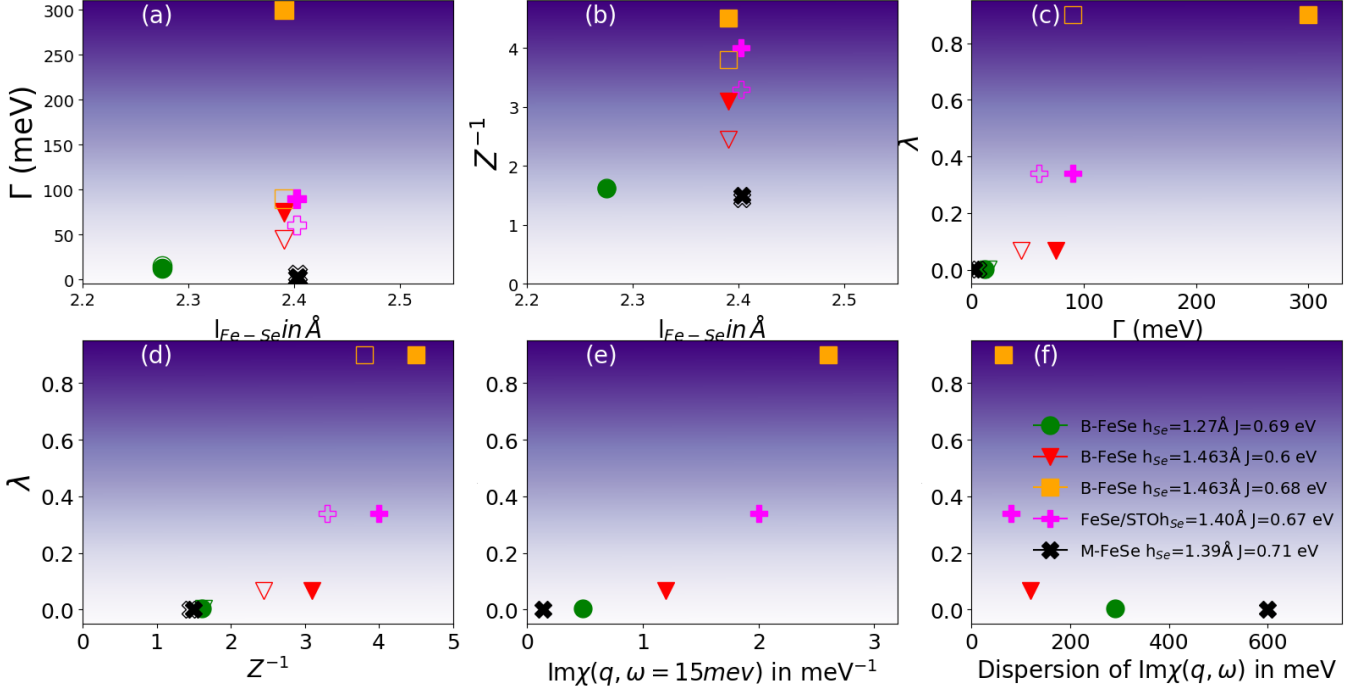


FIG. 1. (a,b) Inverse  $Z$  factors and scattering rates  $\Gamma$  for Fe  $3d_{xy}$  (filled symbols) and  $3d_{yz}$  (empty symbols) orbitals in three configurations of bulk FeSe ( $\nabla$ ,  $\circ$ ,  $\square$ )  $\nabla$  is the *ab initio* result ( $h=1.463$  Å,  $J=0.60$  eV); while  $\square$  changes  $J$  to 0.68 eV;  $\circ$  changes  $h$  and  $J$  to 1.27 Å and 0.69 eV. Also shown are an isolated FeSe monolayer with  $h=1.39$  Å and  $J=0.71$  eV ( $\times$ ), a monolayer on STO with  $h=1.40$  Å and  $J=0.67$  eV ( $+$ ). Correlation is sensitive to changes in  $l_{Fe-Se}$  and  $J$ . (c-f) leading eigenvalue  $\lambda$  of the superconducting instability calculated at 290 K drawn against various measures of correlation:  $\lambda$  is approximately proportional to  $\Gamma_{xy}$  and  $\Gamma_{yz}$  (c), and it is monotonic in  $1/Z_{xy}$  and  $1/Z_{yz}$  (d), and also in the strength of  $Im\chi[q=(1/2, 1/2), \omega=15 meV]$  (e) and suppression of the dispersion of the paramagnon branches (f). The graded intense purple background separates the most strongly correlated systems with large  $\lambda$  from the weakly correlated systems with small  $\lambda$  in weaker purple background.

respectively (Fig. 1b); also a negligible scattering rate is found (Fig. 1a). As a further indicator of a good metal,  $Im\chi(q, \omega)$  shows negligible spin fluctuations in the  $d_{xy}$  channel; and at  $q = (1/2, 1/2)$  spin excitations are gapped and vanishingly small (Fig. 2e). The superconducting instability is almost entirely suppressed (see Fig. 2f and Fig. 1f). It is noteworthy that the reduction in electronic screening reflects in a marked increment in  $J$ . Unfortunately, this beneficial effect is more than counterbalanced by the fact that  $d_{xy}$  is pushed far below  $E_F$  on the scale of magnetic excitation energies.

How does the effect of a  $SrTiO_3$  substrate modify superconductivity in M-FeSe? M-FeSe/STO is a subject of intense debate, since as noted above,  $T_c$  of M-FeSe/STO has been measured to be an order of magnitude higher than bulk FeSe. Many explanations have been put forward, e.g. that superconductivity is boosted by large electron-phonon coupling [36, 37] as  $SrTiO_3$  is close to a ferroelectric instability (for a contrary view see [38]), but the simplest explanation is that  $SrTiO_3$  modifies M-FeSe to restore  $d_{xy}$  to be proximate to  $E_F$ . M-FeSe/STO is a partially formed Schottky barrier; we can expect the Fermi level to sit in the  $SrTiO_3$  bandgap.  $SrTiO_3$  modifies M-FeSe in two important ways: the interfacial dipole

controls the Schottky barrier height and changes the electron count in M-FeSe; also the STO (especially the O- $p$ -derived bonding states) couple to the Fe- $d$  in an orbital-selective manner. Both effects are accurately incorporated by a direct QSGW calculation of M-FeSe/STO. We consider 5-ML slab of  $SrTiO_3$  terminated on the Sr side by M-FeSe. The structure is relaxed with DFT, subject to the constraint that  $h$  is fixed to 1.40 Å, as predicted in Ref. [44]. This value is close to  $h=1.39$  Å ( $l_{Fe-Se}=2.403$  Å) found for free-standing M-FeSe. Its value is critical, as we have seen in the bulk case, and we cannot rely on DFT for it.

QSGW bands and QSGW+DMFT spectral functions are shown in Fig. 2d. Also the SM, Fig. 1(a, e, f), compares QSGW states near  $E_F$  for the three cases, bulk, M-FeSe and M-FeSe/STO, panels Fig. 2(a, c, d), with  $h=1.463, 1.39, 1.40$  Å, and  $a=3.779, 3.905$ , and  $3.905$  Å, respectively. In the last case the  $SrTiO_3$  states do not appear because they are far from  $E_F$  (the Schottky barrier height is calculated to be  $\sim 2$  eV, and the direct bandgap  $\sim 4$  eV). As noted above, in M-FeSe  $d_{xy}$  is split from the other Fe- $d$  states and pushed well below  $E_F$ . This occurs in part from the increase in lattice constant  $a$ . However in M-FeSe/STO with the same  $a$ , this splitting is

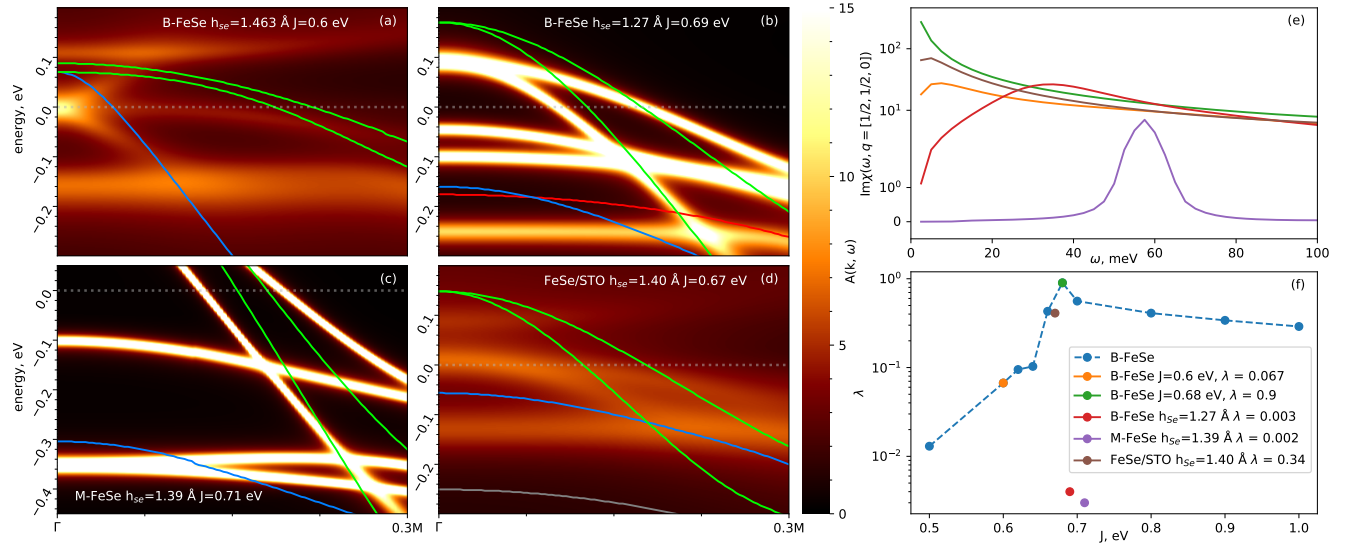


FIG. 2. The QSGW band structure and QSGW+DMFT spectral functions  $A(k, \omega)$  are shown on a section of the  $\Gamma$ -M path for: (a) bulk-FeSe ( $J=0.6$  eV); (b) bulk FeSe with reduced Se height above the Fe plane ( $h=1.27$  Å); (c) M-FeSe, a free standing monolayer of FeSe; (d) M-FeSe/STO. In all four panels, the Fe- $d_{xy}$  state calculated by QSGW is depicted in blue and the Fermi energy  $E_F$  is at 0. Note the strongly marked incoherence in (a) and (d). In all cases DMFT narrows the width of  $d_{xy}$  relative to QSGW as is typical of narrow-band  $d$  systems [9, 30], but incoherence is highly sensitive to the position of  $d_{xy}$ . In (a) and (d)  $d_{xy}$  is proximate to  $E_F$  and a high degree of incoherence is present. while in (b) and (c)  $d_{xy}$  is pushed far below  $E_F$ : and the system has properties similar to a normal Fermi liquid. Panel (e) shows the imaginary part of the spin susceptibility  $\chi(\omega)$ , at the AFM nesting vector  $\mathbf{q}^{\text{AFM}}=(1/2, 1/2, 0)2\pi/a$  for the four geometries (a):orange, (b):red, (c):purple, (d):brown. Also shown in green is  $\text{Im}\chi(\omega)$  for bulk FeSe with  $J=0.68$ —the highest  $T_c$  found among parameterised hamiltonians. The more intense  $\text{Im}\chi(\omega \rightarrow 0)$  is, the larger the superconducting instability. Panel (f) shows how the leading eigenvalue  $\lambda$  of the linearized Eliashberg equation treating  $J$  as a free parameter (blue circles). The extreme sensitivity to  $J$  is apparent. Also shown are  $\lambda$  for the four *ab initio* calculations (a-d), using the colour scheme in panel e. For (a) B-FeSe and (d), FeSe/STO,  $d_{xy}$  falls near  $E_F$  and  $\lambda$  approximately coincides with the blue line; (b) and (c) do not.

much reduced (SM Fig. 1f).  $d_{xy}$  moves to a position slightly below  $E_F$ ; 50 meV in QSGW and 100 meV in QSGW+DMFT (see Fig. 2d) which is fully consistent with ARPES studies [39]. Also its bandwidth is slightly reduced relative to bulk, in keeping with a stretched  $a$ . While our results are remarkable improvement in comparison to the DFT+DMFT (SM) in placing the  $d_{xy}$  orbital, we fail to suppress the hole pockets of  $d_{xz,yz}$  nature.

A c-RPA calculation for M-FeSe/STO yields  $U=3.8$  eV and  $J=0.67$  eV. Using QSGW+DMFT, we extract the orbital dependent  $1/Z$  (4, 3.3, 3.2, 2.7 on  $xy$ ,  $yz+xz$ ,  $z^2$ ,  $x^2-y^2$ ) and  $\Gamma$ , which show significantly enhanced incoherence in the quasiparticle spectrum relative to M-FeSe (see Fig. 1(a,b)). Further, the dispersion in  $\text{Im}\chi(q, \omega)$  is significantly narrower than the bulk, and the intensity is spread over momenta in the region around  $(1/2, 1/2)$  (see Fig. 2e). These signatures suggest that M-FeSe/STO is more correlated than the both the bulk and free standing monolayer. The leading instability from the Eliashberg equation survives but the second ( $d_{x^2-y^2}$ ) instability gets suppressed. Experimentally, the superconducting gap of FeSe/STO show maxima on the bands with  $d_{xy}$  character [40]. Also in surface doped bulk FeSe where superconductivity enhances, the appearance of the  $d_{xy}$  elec-

tron pocket on the Fermi surface coincides with the beginning of the second superconducting dome with higher  $T_c$  [41]. The leading  $\lambda$  for superconducting instability is 0.34, which is five times larger than the estimate for bulk FeSe. Our observations strongly contrast the recently published results from Eliashberg theory where it is claimed that spin fluctuations can, at most, account for only two fold increment [42] in  $T_c$ . We observe that suppression of the  $d_{xz,yz}$  contributions from the hole pockets lead to only 6% reduction in  $\lambda$ . Our estimate of five-fold increment is lower than the eight-fold increment in  $T_c=75$  K for M-FeSe/STO, but there can be many reasons for this. The comparison to experiment is not direct: experimentally M-FeSe/STO has a buffer layer between M-FeSe and STO, which our calculation omits. Also the calculated  $T_c$  is extremely sensitive to  $J$  and  $h$ . Both are theoretically calculated; moreover  $h$  is assumed to be the same for the Se planes above and below Fe, while there should be small differences. Finally the interface can have several other effects we omitted such as an enhanced phonon contribution to  $T_c$ .

To summarize, a unified picture of the origins of superconductivity in FeSe emerges from evidence drawn from several parametric studies of FeSe around a high-fidelity

*ab initio* theory. Superconducting glue mainly originates from low-energy spin fluctuations concentrated in a region near the antiferromagnetic ordering vector. The instability and the single- and two-particle correlations characterized by the band renormalizations  $1/Z$ , scattering rate  $\Gamma$  and  $\text{Im}\chi(q, \omega)$  are all closely linked. The Fe  $d_{xy}$  orbital is the most strongly correlated and contributes maximally to the pairing glue as long as it is auspiciously near the Fermi level and further, that the Hund's  $J$  is sufficiently large to induce a high degree of 'bad metallic' behavior. Further, the superconducting instability is found to lie predominately in the  $d_{xy}$  channel.

Hund's coupling can be used as a parameter to tune  $T_c$ , raising the possibility to enhance  $\lambda$  by nearly 15 times. A possible way to control  $J$  in real materials is to change the electron screening cloud. We presented two instances where a structural modification induced a change in  $J$  (M-FeSe and M-FeSe/STO). Controlling number of

layers, applying pressure to tune Fe-chalcogenide bond length, doping and intercalation are some other possibilities. At the same time it is important to realize it is necessary to control both the screening and specific features of the single-particle spectrum. Our calculations show that one promising directions for reaching an optimized  $T_c$  appears to be controlling number of layers and interfaces to simultaneously satisfy both conditions: lesser electron screening leading to a larger Hund's correlation and larger  $d_{xy}$  contribution to the Fermiology.

This work was supported by the Simons Many-Electron Collaboration. We acknowledge SuperMUC-NG at GCS@LRZ, Germany, Cambridge Tier-2 system operated by the University of Cambridge Research Computing Service funded by EPSRC Tier-2 capital grant EP/P020259/1.

### SUPPLEMENTAL MATERIAL

Here we provide structural parameters used for simulating different systems, the correlation parameters calculated using QSGW+contrained-RPA in table I. In table II we provide the superconducting eigenvalues computed for different systems for different correlation parameters. In table III we provide orbitally resolved  $m_{DMFT}/m_{QSGW}$  and scattering rates  $\Gamma$  for all compounds. We also show the Fermi surfaces computed from different methods in Fig. 3 for both bulk and layered variants of FeSe.

variants	$a$ (Å)	$c$ (Å)	$U$ (eV)	$J$ (eV)
B-FeSe ( $h_{Se}=1.463$ Å <sup>0</sup> ) [43]	3.779	5.5111	3.4	0.60
B-FeSe ( $h_{Se}=1.463$ Å <sup>0</sup> , $\Delta=0.15$ )	do	do	3.5	0.64
B-FeSe ( $h_{Se}=1.463$ Å <sup>0</sup> , $\Delta=0.21$ )	do	do	3.52	0.66
B-FeSe ( $h_{Se}=1.27$ Å <sup>0</sup> )	do	do	3.9	0.69
M-FeSe ( $h_{Se}=1.39$ Å <sup>0</sup> ) [44]	3.905		4.3	0.7
M-FeSe/STO ( $h_{Se}=1.4$ Å <sup>0</sup> ) [44]	3.905		3.8	0.67

TABLE I. Structural parameters, chalcogen height  $h_{Se}$  and computed  $U$  and  $J$  for the correlated many body Hamiltonian from our QSGW+c-RPA implementation. References indicate where the structural inputs were taken.  $\Delta$  is the measure for uniform electron doping.

variants	$J=0$	0.5	0.6	0.62	0.64	0.66	0.68	0.7	0.8	1.0
B-FeSe ( $h_{Se}=1.463$ Å <sup>0</sup> )	0.003	0.013	0.067	0.095	0.103	0.43	0.9	0.56	0.41	0.29
B-FeSe ( $h_{Se}=1.27$ Å <sup>0</sup> )			0.003				0.004			
B-FeSe ( $\Delta=0.15$ )			0.055		0.09			0.2		
B-FeSe ( $\Delta=0.21$ )			0.04			0.12		0.18		
M-FeSe ( $h_{Se}=1.39$ Å <sup>0</sup> )								0.002		
M-FeSe/STO ( $h_{Se}=1.4$ Å <sup>0</sup> )							0.34			

TABLE II. The leading eigenvalue  $\lambda$  from the solution of linearized Eliashberg equations for all compounds. Also shown are results varying  $J$  (in eV) and  $h_{Se}$  (Å). For both bulk FeSe and M-FeSe/STO once  $h_{Se}$  is such that the  $d_{xy}$  state contributes to the hole pockets at Fermi level, the superconducting eigenvalue becomes sensitive to Hund's coupling  $J$  and increases with increasing  $J$ .

For electronic band structure for all materials over the relevant BZ paths, see QSGW band structure (see Fig. 4). Parameters extracted from the DMFT self energy  $\Sigma(\omega)$  (see Table III and Fig. 5). The single-site DMFT  $\text{Im}\Sigma(i\omega)$  is fitted to a fourth order polynomial in  $i\omega$  for low energies (first 6 matsubara points at  $\beta=40$  eV<sup>-1</sup>=290 K). The mass enhancement, related to the coefficient ( $s_1$ ) of the linear term in the expansion  $m_{DMFT}/m_{QSGW} = 1 + |s_1|$  [45], and




FIG. 3. Fermi surfaces are shown in the  $\Gamma$ -M ( $z=0$ ) plane for both bulk FeSe and monolayer FeSe/STO from DFT+DMFT, and QSGW+DMFT. In each case the  $U$  and  $J$  are used from respective C-RPA calculations.

variants	$\Gamma_{x^2-y^2}$	$Z_{x^2-y^2}$	$\Gamma_{xz,yz}$	$Z_{xz,yz}$	$\Gamma_{z^2}$	$Z_{z^2}$	$\Gamma_{xy}$	$Z_{xy}$
B-FeSe ( $h_{Se}=1.27 \text{ \AA}$ )	18	0.74	22	0.69	20	0.68	34	0.61
B-FeSe ( $\Delta=0.15$ )	26	0.42	32	0.35	2	0.38	21	0.32
B-FeSe ( $\Delta=0.21$ )	18	0.5	26	0.52	23	0.58	42	0.46
M-FeSe ( $h_{Se}=1.39 \text{ \AA}$ )	14	0.8	17	0.76	10	0.74	20	0.68
M-FeSe/STO ( $h_{Se}=1.40 \text{ \AA}$ )	33	0.37	60	0.3	40	0.31	120	0.25

TABLE III. Quasi-particle renormalization factor  $Z$ , single-particle scattering rate  $\Gamma$  for bulk FeSe with smaller  $h_{Se}$ , doped FeSe, and M-FeSe/STO and different choices of  $h_{Se}$ .  $\Gamma$  is in meV.

the intercept  $|s_0|=\Gamma m_{DMFT}/m_{QSGW}$ .  $m_{DMFT}/m_{QSGW} = Z^{-1}$  is resolved in different intra-orbital channels.

All DMFT and DMFT+BSE results presented in the main text are performed at 290 K. DMFT is solved for all five Fe-3d orbitals using a Continuous time Quantum Monte Carlo technique (CTQMC) [46] on a rotationally invariant Coulomb interaction.

We also show the single-particle QSGW+DMFT spectral functions  $A(k,\omega)$  7 and the imaginary part of dynamic and momentum resolved spin susceptibility  $\text{Im}\chi(q,\omega)$  6 for all relevant directions along in the BZ.

We also discuss in details the methods implemented for electron doping bulk-FeSe with uniform amount of charge, and the results in subsequent sections.

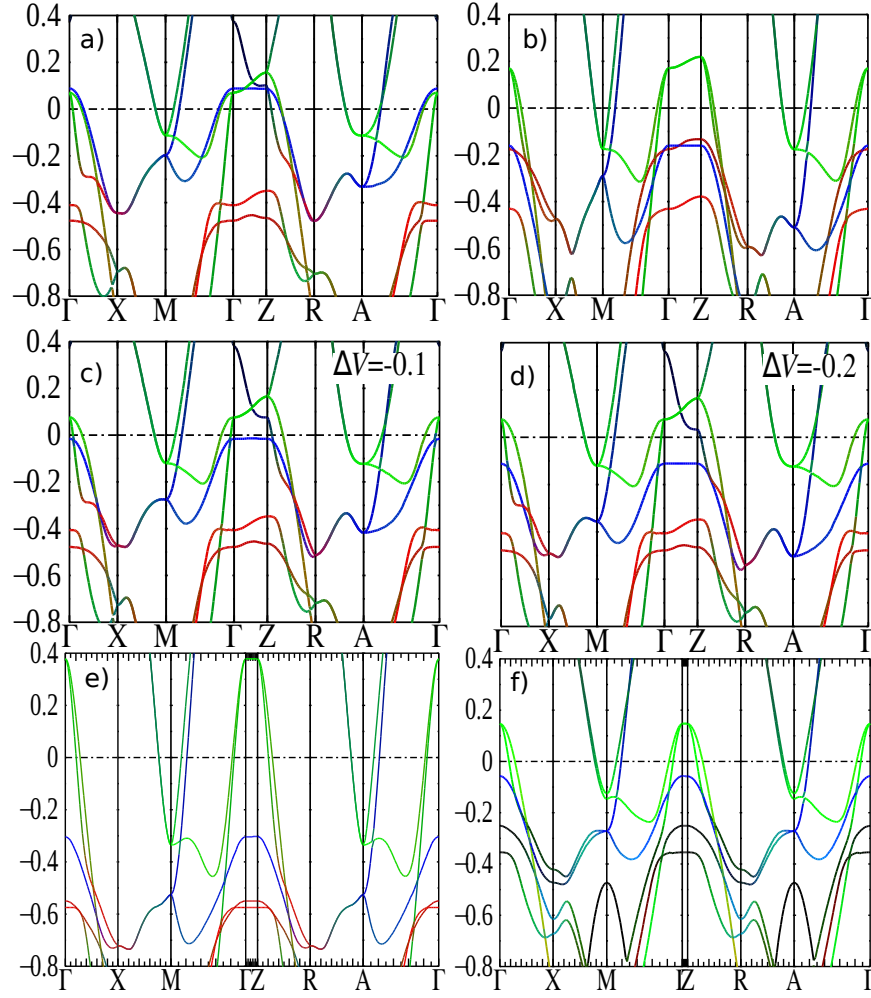


FIG. 4. Color weighted QSGW band structure in the window  $(-0.8, 0.4)$  eV ( $E_F=0$ ); (a) is for  $h_{Se}$  at its equilibrium value (1.463 Å in the crystalline case), (b) is for  $h_{Se} = 1.27$  Å. Red, green and blue colors show projections onto Fe  $e_g$ ,  $d_{xz}+d_{yz}$ , and  $d_{xy}$  orbital characters, respectively. (c) and (d) show QSGW band structure when modified by a combination of  $U$  added to the QSGW Hamiltonian combined with a constant background charged added to preserve the position of  $E_F$ , as discussed in the text. Note the close similarity with the top left panel, except for the shift in the  $d_{xy}$  (blue) band. (c): potential shift is  $\Delta V = nU = -0.1$  eV, (d): potential shift is  $\Delta V = nU = -0.2$  eV, (e) shows a free standing monolayer of M-FeSe and the (f) shows the FeSe/STO. The  $d_{xy}$  (blue) band can be found to be pushed below the Fermi energy, more severely in M-FeSe.

### Doped FeSe

To better establish the role of the  $d_{xy}$  orbital in controlling the transition from bad-metal with superconductivity to a good metal without it, we parameterize the QSGW Hamiltonian around its *ab initio* point in a carefully controlled manner that targets the band center of this orbital keeping everything else nearly constant. We add an artificial Hubbard  $U$  to the QSGW Hamiltonian, on the Fe 3d states, using an artificial (fixed) density matrix  $n$  that shifts only the potential on the  $d_{xy}$  partial wave. To compensate for the shift in  $E_F$  caused by the shift in  $d_{xy}$ , we simultaneously add a uniform background charge  $Q$ . The net effect is to shift states of  $d_{xy}$  character while leaving all of the other states nearly unchanged. We performed this parameterization for two sets of  $(n, U, Q)$ : the first inducing a shift  $\Delta V = nU = -0.1$  eV, compensated by 0.155e background charge, the second shifting  $d_{xy}$  by  $\Delta V = nU = -0.2$  eV, compensated with 0.211e background charge. The QP band structures are shown in Fig. 1 of the SM. They are very similar to the *ab initio* counterpart, apart from the shift in the  $d_{xy}$  band. For both cases  $d_{xy}$  is pushed below  $E_F$  at  $\Gamma$  in QSGW, but DMFT simultaneously renormalizes the position of this band and broadens it, hence  $d_{xy}$  still contributes to low energy scattering. c-RPA calculations give  $J=0.64$  and  $0.66$  eV respectively for background charges  $\Delta=0.15$  and  $0.21$ . We find that there low energy spin fluctuations remain around  $\mathbf{q}=(1/2, 1/2)$ , but they are weakly

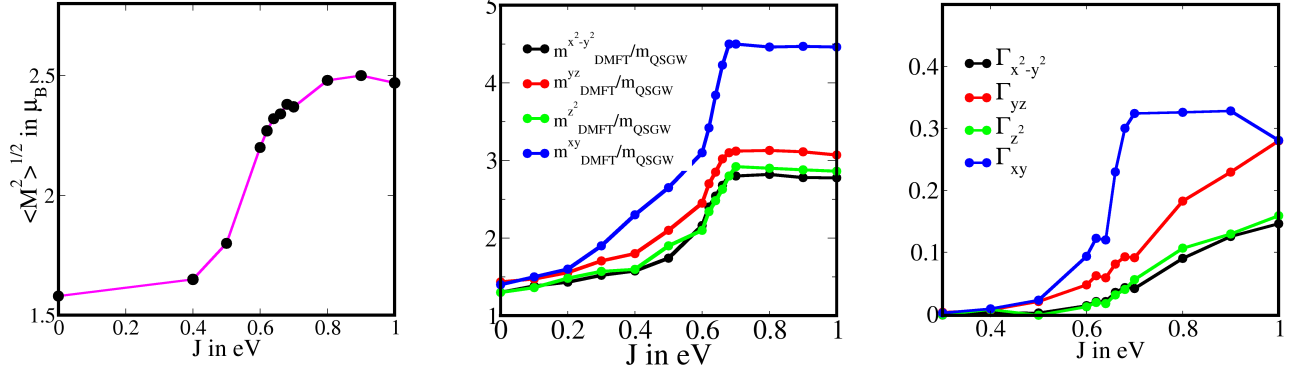


FIG. 5. We compute the net local moment and it's evolution with  $J$ . Orbitaly resolved single-particle scattering rate ( $\Gamma$ ) and mass enhancement  $m_{DMFT}/m_{QSGW}$  for Bulk FeSe with varying Hund's coupling strength.

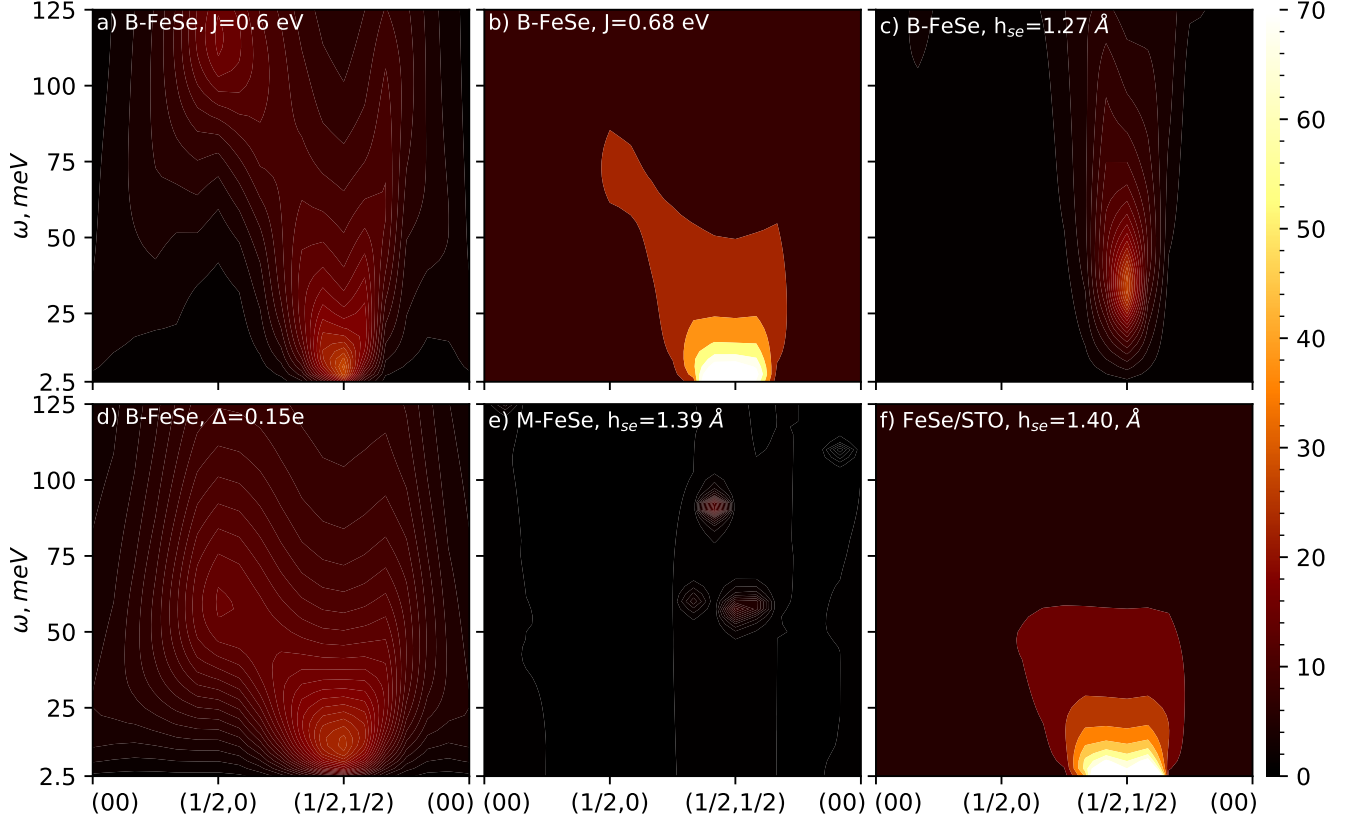


FIG. 6. Energy and momentum resolved spin susceptibility  $\text{Im}\chi(q, \omega)$  shown for (a) bulk FeSe (B-FeSe) ( $J=0.6$  eV), (b) bulk FeSe with increased Hund's correlation ( $J=0.68$  eV), (c) reduced Fe-Se height ( $h_{se}=1.27$  Å), (d) 0.15 electron doped bulk FeSe, (e) free standing monolayer of FeSe, M-FeSe [44] (f) M-FeSe/STO [44]. The  $q$ -path (H,K,L=0) chosen is along  $(0,0)-(\frac{1}{2}, 0)-(\frac{1}{2}, \frac{1}{2})-(0,0)$  in the Brillouin zone corresponding to the two Fe-atom unit cell. The intensity of the spin fluctuations at  $(\frac{1}{2}, \frac{1}{2})$  is directly related to the presence of the Fe- $d_{xy}$  state at Fermi energy and its incoherence. The more incoherent the  $A(k, \omega)$  is the more intense is the  $\text{Im}\chi(q = (\frac{1}{2}, \frac{1}{2}, 0), \omega)$ .

suppressed and diffused relative to the *ab initio* case (compare Fig. 6(a) to Fig. 6(d)). This results in  $T_c$  decreasing from 9 K to 6 K.

These parametric studies isolating the role  $J$  and the position of  $d_{xy}$ , clearly establish that for crystalline FeSe,  $T_c$  is

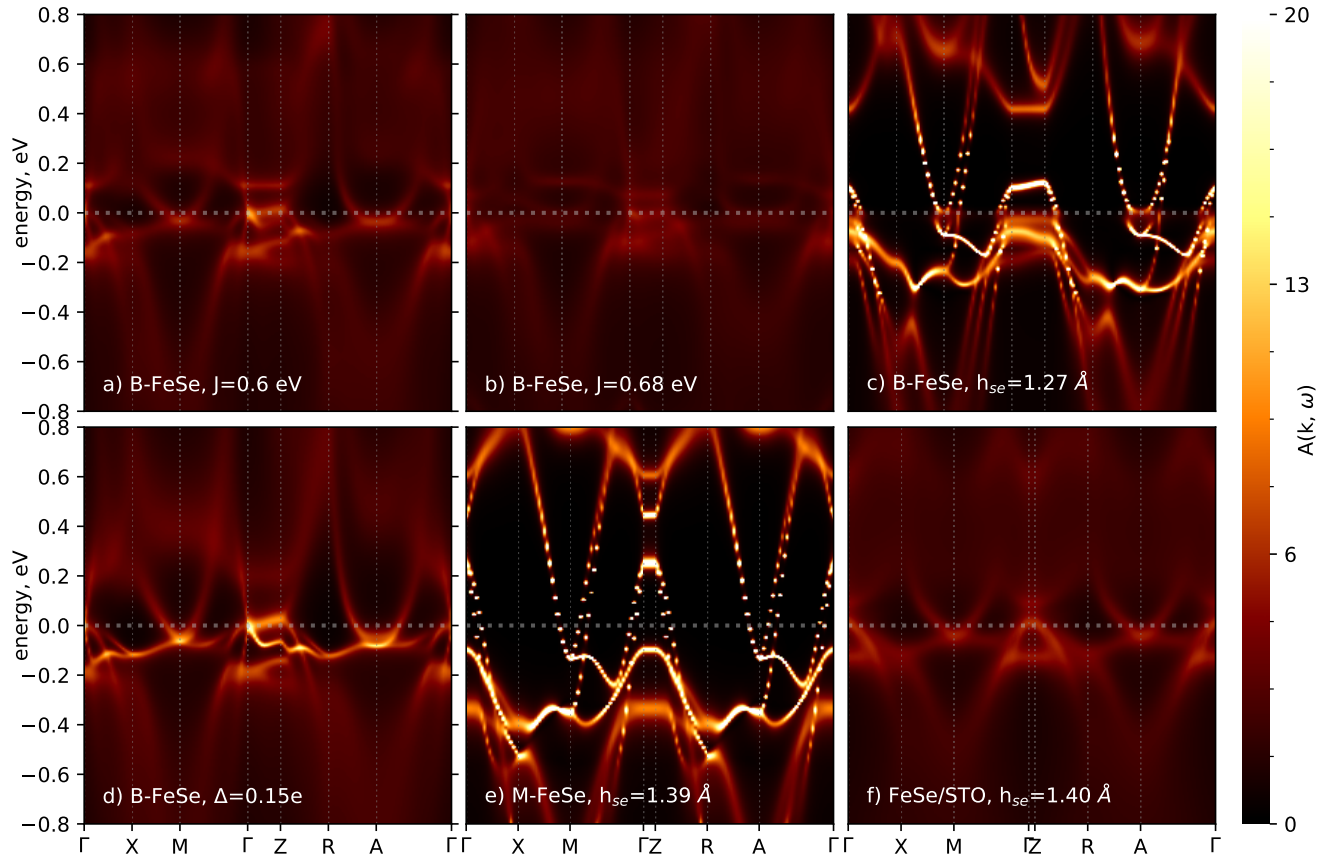


FIG. 7. Spectral function  $A(k, \omega)$  in FeSe. (a) bulk FeSe ( $J=0.6$  eV), (b) same with Hund's coupling increased to 0.68 eV, (c) same with reduced Se height above the Fe plane ( $h_{Se}=1.27$  Å). (d) 0.15 electron doped bulk FeSe, (e) free standing monolayer of FeSe, M-FeSe [44] (f) M-FeSe/STO [44]. The position of the Fe  $d_{xy}$  band centre is very sensitive to  $h_{Se}$ , and decreases as  $h_{Se}$  decreases. At values  $h_{Se}$  when put  $d_{xy}$  is in close proximity to  $E_F$ , incoherence in the spectral features are enhanced, and  $T_c$  increases. When  $h_{Se}$  is low (panels c and e)  $d_{xy}$  is pushed well below  $E_F$ : coherent spectral features result and  $T_c$  is low. The incoherence is also highly sensitive to Hund's coupling (compare panels (a) and (b)).

controlled by these two key parameters. For  $T_c$  to be high, the  $d_{xy}$  state must be close to  $E_F$ , possibly crossing it. Once this favorable band structure emerges, large Hund's coupling can strongly enhance the single-particle incoherence and subsequently confine spin fluctuations to low energies and enhance the intensity in the vicinity of the antiferromagnetic  $q$  vector. In bulk FeSe, the position of  $d_{xy}$  is favorable, but  $T_c$  is only 9 K because  $J$  is sub-optimal.

\* swagata.acharya@kcl.ac.uk

- [1] A. Georges, L. d. Medici, and J. Mravlje, *Ann. Rev. Cond. Matt Phys.* **4**, 137 (2013).
- [2] Z. P. Yin, K. Haule, and G. Kotliar, *Phys. Rev. B* **86**, 195141 (2012).
- [3] N. Lanata, H. U. Strand, G. Giovannetti, B. Hellsing, L. de'Medici, and M. Capone, *Physical Review B* **87**, 045122 (2013).
- [4] Z. Yin, K. Haule, and G. Kotliar, *Nature materials* **10**, 932 (2011).
- [5] A. Kostin, P. O. Sprau, A. Kreisel, Y. X. Chong, A. E. Böhrer, P. C. Canfield, P. J. Hirschfeld, B. M. Andersen, and J. S. Davis, *Nature materials* **17**, 869 (2018).
- [6] M. Yi, Y. Zhang, Z.-X. Shen, and D. Lu, *npj Quantum Materials* **2**, 57 (2017).
- [7] Qing-Yan and et al., *Chinese Physics Letters* **29**, 037402 (2012).
- [8] J.-F. Ge and et al., *Nature materials* **14**, 285 (2015).
- [9] L. Sponza and et al, *Phys. Rev. B* **95**, 041112 (2017).
- [10] D. Pashov and et al., *Computer Physics Communications* (2019).
- [11] T. Kotani, M. van Schilfgaarde, and S. V. Faleev, *Phys. Rev. B* **76**, 165106 (2007).
- [12] K. Haule, *Physical Review B* **75**, 155113 (2007).
- [13] E. Gull and et al., *Reviews of Modern Physics* **83**, 349 (2011).
- [14] A. Georges, G. Kotliar, W. Krauth, and M. J. Rozenberg, *Reviews of Modern Physics* **68**, 13 (1996).
- [15] S. Acharya, C. Weber, E. Plekhanov, D. Pashov, A. Tara-

- phder, and M. van Schilfgaarde, *Phys. Rev. X* **8**, 021038 (2018).
- [16] E. Baldini and et. al, *Proceedings of the National Academy of Sciences* **117**, 6409 (2020).
  - [17] H. Park, Ph.D. thesis, Rutgers University-Graduate School-New Brunswick (2011).
  - [18] Z. Yin, K. Haule, and G. Kotliar, *Nature Physics* **10**, 845 (2014).
  - [19] S. Acharya, D. Pashov, C. Weber, H. Park, L. Sponza, and M. van Schilfgaarde, *Communications Physics* **2** (2019), 10.1038/s42005-019-0254-1.
  - [20] S. Acharya, D. Pashov, F. Jamet, and M. van Schilfgaarde, *Phys. Rev. Lett.* **124**, 237001 (2020).
  - [21] L. Boehnke, H. Hafermann, M. Ferrero, F. Lechermann, and O. Parcollet, *Physical Review B* **84**, 075145 (2011).
  - [22] J. Tomczak and et al., *The European Physical Journal Special Topics* **226**, 2565 (2017).
  - [23] F. Aryasetiawan, M. Imada, A. Georges, G. Kotliar, S. Biermann, and A. Lichtenstein, *Physical Review B* **70**, 195104 (2004).
  - [24] E. Şaşioğlu, C. Friedrich, and S. Blügel, *Phys. Rev. B* **83**, 121101 (2011).
  - [25] S. Acharya, D. Pashov, and M. van Schilfgaarde, *arXiv preprint arXiv:2005.07729* (2020).
  - [26] Q. Wang and et al., *Nature communications* **7**, 12182 (2016).
  - [27] M. C. Rahn, R. A. Ewings, S. J. Sedlmaier, S. J. Clarke, and A. T. Boothroyd, *Phys. Rev. B* **91**, 180501 (2015).
  - [28] N. Dasari, S. R. K. C. S. Yamijala, M. Jain, T. S. Dasgupta, J. Moreno, M. Jarrell, and N. S. Vidhyadhiraja, *Phys. Rev. B* **94**, 085143 (2016).
  - [29] E. M. Nica, R. Yu, and Q. Si, *npj Quantum Materials* **2**, 24 (2017).
  - [30] J. M. Tomczak, M. van Schilfgaarde, and G. Kotliar, *Phys. Rev. Lett.* **109**, 237010 (2012).
  - [31] J. W. Lynn and P. Dai, *Physica C: Superconductivity* **469**, 469 (2009).
  - [32] A. Kreisel, P. J. Hirschfeld, and B. M. Andersen, *Symmetry* **12**, 1402 (2020).
  - [33] A. Iyo and et al., *The Journal of Physical Chemistry Letters* **10**, 1018 (2019).
  - [44] S. Mandal, P. Zhang, S. Ismail-Beigi, and K. Haule, *Phys. Rev. Lett.* **119**, 067004 (2017).
  - [35] K. Haule and G. L. Pascut, *Phys. Rev. B* **94**, 195146 (2016).
  - [36] Y.-Y. Xiang, F. Wang, D. Wang, Q.-H. Wang, and D.-H. Lee, *Phys. Rev. B* **86**, 134508 (2012).
  - [37] B. Li, Z. W. Xing, G. Q. Huang, and D. Y. Xing, *Journal of Applied Physics* **115**, 193907 (2014).
  - [38] F. Li and G. A. Sawatzky, *Phys. Rev. Lett.* **120**, 237001 (2018).
  - [39] D. Liu and et al., *Nature communications* **3**, 1 (2012).
  - [40] Y. Zhang and et al., *Phys. Rev. Lett.* **117**, 117001 (2016).
  - [41] Z. Ye and et al., *arXiv preprint arXiv:1512.02526* (2015).
  - [42] F. Schrodi, A. Aperis, and P. M. Oppeneer, *Phys. Rev. B* **102**, 014502 (2020).
  - [43] R. S. Kumar, Y. Zhang, S. Sinogeikin, Y. Xiao, S. Kumar, P. Chow, A. L. Cornelius, and C. Chen, *The Journal of Physical Chemistry B* **114**, 12597 (2010).
  - [44] S. Mandal, P. Zhang, S. Ismail-Beigi, and K. Haule, *Phys. Rev. Lett.* **119**, 067004 (2017).
  - [45] Q. Han, H. T. Dang, and A. Millis, *Physical Review B* **93**, 155103 (2016).
  - [46] K. Haule, *Physical Review B* **75**, 155113 (2007).