

TESTING ROBUSTNESS AGAINST UNFORESEEN ADVERSARIES

Maximilian Kaufmann*
UK Frontier AI Taskforce

Daniel Kang*
UC Berkeley

Yi Sun*
University of Chicago

Steven Basart
Center for AI Safety

Xuwan Yin
Center for AI Safety

Mantas Mazeika
Center for AI Safety

Akul Arora
UC Berkeley

Adam Dziedziec
Toronto University

Franziska Boenisch
Vector Institute

Jacob Steinhardt
UC Berkeley

Dan Hendrycks
Center for AI Safety

ABSTRACT

Adversarial robustness research primarily focuses on L_p perturbations, and most defenses are developed with identical training-time and test-time adversaries. However, in real-world applications developers are unlikely to have access to the full range of attacks or corruptions their system will face. Furthermore, worst-case inputs are likely to be diverse and need not be constrained to the L_p ball. To narrow in on this discrepancy between research and reality we introduce ImageNet-UA, a framework for evaluating model robustness against a range of *unforeseen adversaries*, including eighteen new non- L_p attacks. To perform well on ImageNet-UA, defenses must overcome a generalization gap and be robust to a diverse attacks not encountered during training. In extensive experiments, we find that existing robustness measures do not capture unforeseen robustness, that standard robustness techniques are beat by alternative training strategies, and that novel methods can improve unforeseen robustness. We present ImageNet-UA as a useful tool for the community for improving the worst-case behavior of machine learning systems.

1 INTRODUCTION

Neural networks perform well on a variety of tasks, yet can be consistently fooled by minor adversarial distortions (Szegedy et al., 2013; Goodfellow et al., 2014). This has led to an extensive and active area of research, mainly focused on the threat model of an “ L_p -bounded adversary” that adds imperceptible distortions to model inputs to cause misclassification. However, this classic threat model may fail to fully capture many real-world concerns regarding worst-case robustness (Gilmer et al., 2018). Firstly, real-world worst-case distributions are likely to be varied, and are unlikely to be constrained to the L_p ball. Secondly, developers will not have access to the worst-case inputs to which their systems will be exposed to. For example, online advertisers use perturbed pixels in ads to defeat ad blockers trained only on the previous generation of ads in an ever-escalating arms race (Tramèr et al., 2018). Furthermore, although research has shown that adversarial training can lead to overfitting, wherein robustness against one particular adversary does not generalize (Dai et al., 2022; Yu et al., 2021; Stutz et al., 2020; Tramer & Boneh, 2019), the existing literature is still focuses on defenses that train against the test-time attacks. This robustness to a train-test distribution shift has been studied when considering average-case corruptions (Hendrycks & Dietterich, 2018), but we take this to the worst-case setting.

We address the limitations of current adversarial robustness evaluations by providing a repository of nineteen gradient-based attacks, which are used to create ImageNet-UA¹—a benchmark for evaluating the *unforeseen robustness* of models on the popular ImageNet dataset (Deng et al., 2009). Defenses achieving high Unforeseen Adversarial Accuracy (UA2) on ImageNet-UA demonstrate the ability to generalize to a diverse set of adversaries not seen at train time, demonstrating a much more realistic threat model than the L_p adversaries which are a focus of the literature.

*Equal contribution.

¹Code available at github.com/centerforaisafety/adversarial-corruptions




Figure 1: **The full suite of attacks.** We present nineteen differentiable non- L_p attacks as part of our codebase (eighteen of which are novel). For the purpose of visualization, higher distortion levels than are used in our benchmark have been chosen. See Appendix E for adversarial examples generated with the distortion levels used within our benchmark, and Appendix I for a human study on semantic preservation.

Our results show that unforeseen robustness is distinct from existing robustness metrics, highlighting the need for a new measure which better captures the generalization of defense methods. We use ImageNet-UA reveal that models with high L_∞ attack robustness (the most ubiquitous measure of robustness in the literature) do not generalize well to new attacks, recommending L_2 as a stronger baseline. We further find that L_p training can be improved on by alternative training processes, and suggest that the community focuses on methods with better generalization behavior. Interestingly, unlike in the L_p case, we find that progress on CV benchmarks has at least partially tracked unforeseen robustness. We are hopeful that ImageNet-UA can provide an improved progress measure for defenses aiming to achieve real-world worst-case robustness.

To summarize, we make the following contributions:

- We design eighteen novel non- L_p attacks, constituting a large increase in the set of dataset-agnostic non- L_p attacks available in the literature.
- We make use of these attacks to form a new benchmark (ImageNet-UA), standardizing and greatly expanding the scope of unforeseen robustness evaluation.
- We show that it UA2 is distinct from existing robustness metrics in the literature, and demonstrates that classical L_p -training focused defense strategies can be improved on. We also measure the unforeseen robustness of a wide variety of techniques, finding promising research directions for generalizing adversarial robustness.

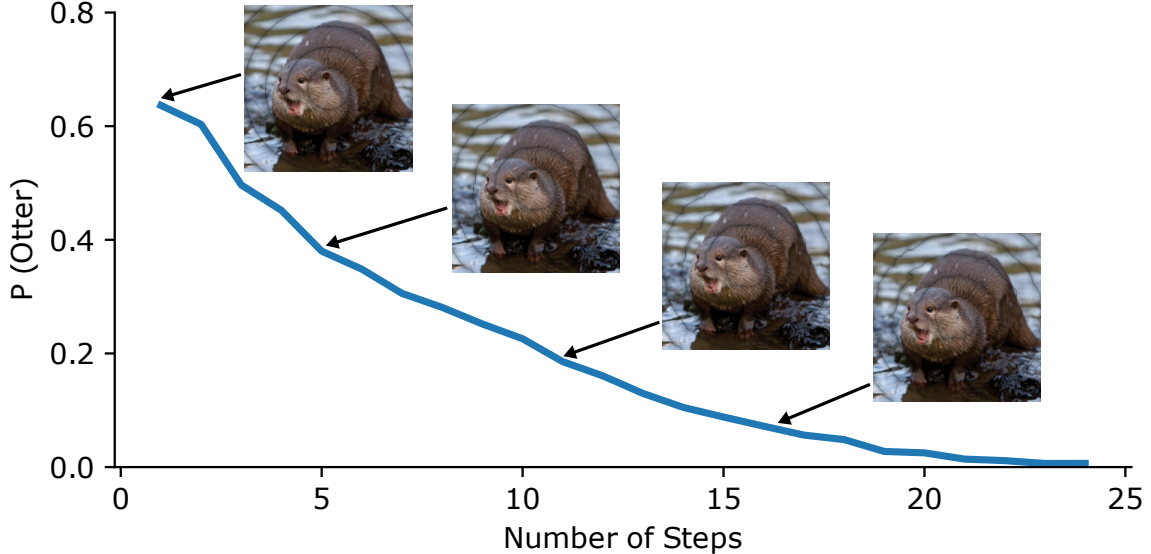


Figure 2: **Progression of an attack.** As we optimize our differentiable corruptions, model performance decreases, while leaving the image semantics unchanged. Unoptimized versions of our attacks have a moderate impact on classifier performance, similar to common corruptions (Hendrycks & Dietterich, 2019), while optimized versions cause large drops in accuracy.

2 RELATED WORK

Evaluating Adversarial Robustness. Adversarial robustness is notoriously difficult to evaluate correctly (Papernot et al., 2017; Athalye et al., 2018). To this end, Carlini et al. (2019) provide extensive guidance for sound adversarial robustness evaluation. Our ImageNet-UA benchmark incorporates several of their recommendations, such as measuring attack success rates across several magnitudes of distortion and using a broader threat model with diverse differentiable attacks. Existing measures of adversarial robustness (Croce & Hein, 2020; Moosavi-Dezfooli et al., 2015; Weng et al., 2018) almost exclusively, apply only to attacks optimizing over an L_p -ball, limiting their applicability for modeling robustness to new deployment-time adversaries.

Non- L_p Attacks. Many attacks either use generative models (Song et al., 2018; Qiu et al., 2019) that are often hard to bound and are susceptible to instabilities, or make us of expensive brute-force search techniques Engstrom et al. (2017). We focus on attacks which are fast by virtue of differentiability, applicable to variety of datasets and independent of auxiliary generative models. Previous works presenting suitable attacks include Laidlaw & Feizi (2019); Shamsabadi et al. (2021); Zhao et al. (2019), who all transform the underlying color space of an image and Xiao et al. (2018) who differentially warp images, and which we adapt to create our own Elastic attack. The literature does not have a sufficiently diverse set of suitable adversaries to effectively test the generalization properties of defenses, causing us to develop out suite of attacks.

Unforeseen and Multi-attack Robustness. There exist defense methods which seek to generalize across an adversarial train-test gap (Dai et al., 2022; Laidlaw et al., 2020; Lin et al., 2020). Yet, comparison between these methods is challenging due to the lack of a standardized benchmark and an insufficient range of adversaries to test against. We fill this gap by implementing a unified benchmark for testing unforeseen robustness. The more developed field of multi-attack robustness (Tramer & Boneh, 2019) aims to create models which are robust to a range of attacks, but works generally focus on a union of L_p adversaries (Maini et al., 2020; Madaan et al., 2021a; Croce & Hein, 2022) and do not enforce that test time adversaries have to differ from those used during training.

Common corruptions Several of our attacks (Pixel, Snow, JPEG and Fog) were inspired by existing common corruptions (Hendrycks & Dietterich, 2018). We fundamentally change the generation methods to make these corruptions differentiable, allowing us to focus on worst-case robustness instead of the average-case robustness (see Section 5.1 for empirical an empirical comparison).

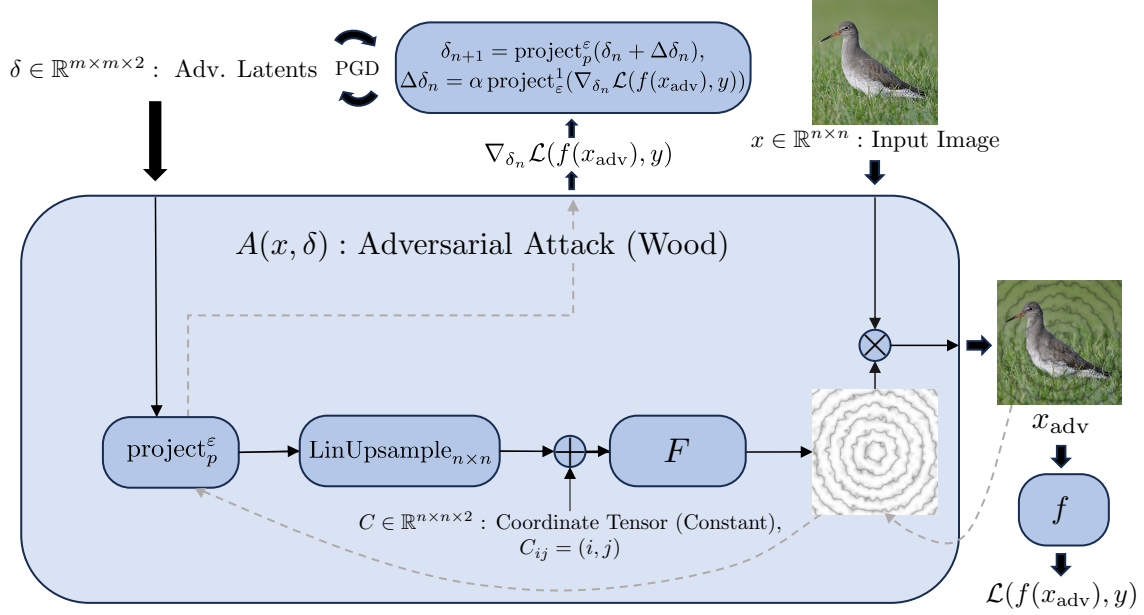


Figure 3: **An illustrative example of one of our attacks.** All of our attacks function by performing PGD optimization on a set of latent variables. In the case of the Wood attack, these latent variables are inputs to concentric sine waves ($F(x, y) = \sin(\sqrt{x^2 + y^2})$) which are overlaid on the image. We design effective attacks which are fast, easy to optimize, precisely bound, preserve image semantics, are portable across datasets and have variable intensity through the ε parameter.

3 THE UNFORESEEN ROBUSTNESS THREAT MODEL

Action Space of Adversaries. The allowed action space of an adversary is defined using a *perturbation set* S_x of potential adversarial examples for each input x . Given such a set, and a classifier f which correctly classifies a point x with its ground truth label y , an *adversarial example* x_{adv} is defined to be a member the perturbation set S_x which causes the classifier to give an incorrect prediction:

$$x_{\text{adv}} \in S_x : f(x_{\text{adv}}) \neq f(x) \quad (1)$$

Then, under some distribution \mathcal{D} of interest, the task of adversarial defenses is typically to achieve high accuracy in the face of an adversary which is allowed to optimise within the perturbation set.

The *unforeseen robustness* of a classifier is the classifier’s accuracy under some distribution of adversaries:

$$\mathbb{E}_{(x, y), A \sim \mathcal{D}, \mathcal{A}} \left[\min_{x_{\text{adv}} \in S_x^A} \{ \mathbf{1}_{f(x_{\text{adv}}) = y} \} \right]. \quad (2)$$

This is similar to the usual *adversarial accuracy* (Madry et al., 2017a), but instead of including a single L_p adversary, we define a diverse distribution of adversaries \mathcal{A} (where each adversary $A \in \text{Dom}(\mathcal{A})$ defines a different perturbation set S_x^A for each input x).

Information Available to the Adversaries. To ensure that our adversaries are as strong as possible (Carlini et al., 2019), and to avoid the usage of expensive black-box optimization techniques, we allow full white-box access to the victim models.

Constraints on the Defender. We enforce that defenders allow adversaries to compute gradients, in line with previous work demonstrating that defenses relying on masking of gradients are ineffective (Athalye et al., 2018). We also enforce that defenses do not make use of access to adversaries which are part of the test-time distribution \mathcal{A} . This assumption of unforeseen adversaries is contrary to most of the literature where the most powerful defenses involve explicitly training against the test time adversaries (Madry et al., 2017b), and allows us to model more realistic real-world situations where it is unlikely that defenders will have full knowledge of the adversaries at deployment time.

Model	L_∞ ($\varepsilon = 4/255$)	UA2
Dinov2 Vit-large	27.7	27.2
Convnext-V2-large IN-1k+22K	0.0	19.2
Swin-Large ImageNet1K	0.0	16.2
ConvNext-Base L_∞ , ($\varepsilon = 8/255$)	58.0	22.3
Resnet-50, L_∞ ($\varepsilon = 8/255$)	38.9	10
Resnet-50 L_2 , ($\varepsilon = 5$)	34.1	13.9

Table 1: L_p **robustness is not necessary for unforeseen robustness**. We highlight some of the models which achieve high UA2, while still being susceptible to L_p attacks. These models demonstrate that unforeseen robustness is distinct from achieving L_p robustness.

4 MEASURING UNFORESEEN ROBUSTNESS

To evaluate the unforeseen robustness of models, we introduce a new evaluation framework consisting of a benchmark ImageNet-UA and metric UA2 (Unforeseen Adversarial Accuracy). We also further release our nineteen (eighteen of which novel) approaches for generating non- L_p adversarial examples. We performed extensive sweeps to find the most effective hyperparameters for all of our attacks (see Appendix A).

4.1 GENERATING ADVERSARIAL EXAMPLES

Our attacks use a unified generation strategy: Each of our adversaries is defined by a differentiable function A , generating an adversarial input x_{adv} from an input image x and some latent variables δ :

$$x_{\text{adv}} = A(x, \delta). \quad (3)$$

To control the strength of our adversary, we introduce an L_p constraint to the variables δ (using $p = \infty$ or $p = 2$). We define our perturbation sets in terms of these allowed ranges of optimization variables, *i.e.*, for attack A with epsilon constraint ε :

$$S_x^{A,\varepsilon} = \{A(x, \delta) \mid \|\delta\|_p \leq \varepsilon\}.$$

As is typical in the literature (Madry et al., 2017b), we re-frame the finding of adversarial examples in our perturbation set Section 4.1 as a continuous optimization problem, seeking δ_{adv} which solves:

$$\delta_{\text{adv}} = \underset{\delta: \|\delta\|_p \leq \varepsilon}{\operatorname{argmin}} \{\mathcal{L}(f(A(x, \delta)), y)\}, \quad (4)$$

and we then use the popular method of Projected Gradient Descent (PGD) (Madry et al., 2017b) to find an approximate solution to Equation (4).

This formulation helps us ensure that our attacks are independent of auxiliary generative models, add minimal overhead compared to the popular PGD adversary (see Appendix C), are usable in a dataset-agnostic “plug-and-play” manner, can be used with existing optimization algorithms (see Figure 4a for behavior of attacks under optimization), come with a natural way of varying intensity through adjusting ε parameter (see Figure 4b for behavior under varying ε), and have precisely defined perturbation sets which are not dependent on the solutions found to a relaxed constrained optimization problem. As discussed in Section 2, this is not the case for most existing attacks in the literature, prompting us to design our new attacks.

4.2 CORE ATTACKS

To provide fast evaluation, we select eight core attacks to form the focus of our evaluation for unforeseen robustness. We select the core set for diversity and effectiveness across model scale, leaving the other eleven attacks within our repository for the tuning of defense hyperparameters and for a more complete evaluation of new techniques. The eight core attacks are:

Wood. The wood attack is described in Figure 3.

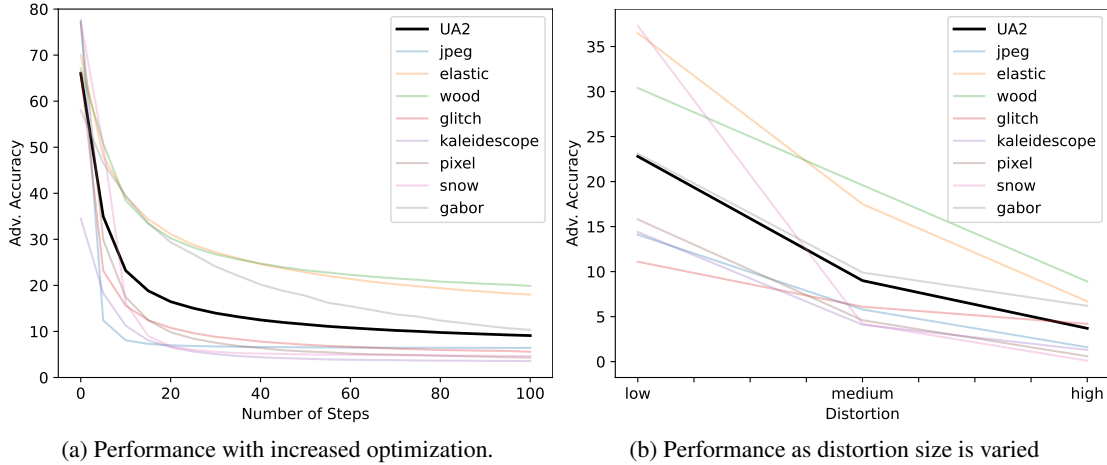


Figure 4: **Attack effectiveness increases with optimization pressure and distortion budget.** We average performance against our core attacks across all our benchmarked models, demonstrating that our attacks respond to increased optimization pressure (Figure 4a). We further demonstrate the importance of the gradient-based nature by comparing random grid search to our gradient-based method in Appendix K. Furthermore, we demonstrate the ability for our attack strength to be customisable by showing that increasing distortion budget reduces model performance (Figure 4b).

Glitch. Glitch simulates a common behavior in corrupted images of colored fuzziness. Glitch greys out the image, splitting it into horizontal bars, before independently shifting color channels within each of these bars.

JPEG. The JPEG compression algorithm functions by encoding small image patches using the discrete cosine transform, and then quantizing the results. The attack functions by optimizing L_∞ -constrained perturbations within the JPEG-encoded space of compressed images and then reverse-transforming to obtain the image in pixel space, using ideas from Shin & Song (2017) to make this differentiable.

Gabor. Gabor spatially occludes the image with visually diverse Gabor noise (Lagae et al., 2009), optimizing the underlying sparse tensor which the Gabor kernels are applied to.

Kaleidoscope. Kaleidoscope overlays randomly colored polygons onto the image, and then optimizes both the homogeneous color of the inside of the shape, and the darkness/lightness of the individual pixels on the shape’s border, up to an L_∞ constraint.

Pixel. Pixel modifies an image so it appears to be of lower quality, by first splitting the image into $m \times m$ “pixels” and then averaging the image color within each block. The optimization variables δ then control the level of pixelation, on a per-block bases.

Elastic. Our only non-novel attack. Elastic is adapted from (Xiao et al., 2018), functioning by which warping the image by distortions $x' = \text{Flow}(x, V)$, where $V : \{1, \dots, 224\}^2 \rightarrow \mathcal{R}^2$ is a vector field on pixel space, and Flow sets the value of pixel (i, j) to the bilinearly interpolated original value at $(i, j) + V(i, j)$. To make the attack suitable for high-resolution images, we modify the original attack by passing a gaussian kernel over V .

Snow. Snow functions by optimising the intensity of individually snowflakes within an image, which are created by passing a convolutional filter over a sparsely populated tensor, and then optimising the non-zero entries in this tensor.

4.3 ImageNet-UA: A NEW BENCHMARK FOR UNFORESEEN ROBUSTNESS

We introduce ImageNet-UA, a benchmark for evaluating the unforeseen robustness of image classifiers on the popular ImageNet dataset (Deng et al., 2009). We also develop CIFAR-10 equivalent CIFAR-10-UA for computationally efficient evaluation of defense strategies and attack methods.

Model	Clean Acc.	L_∞	UA2	JPEG	Elastic	Wood	Glitch	Kal.	Pixel	Snow	Gabor
DINOv2 ViT-large Patch14	86.1	15.3	27.7	14.3	42.6	39.7	17.7	46.2	17.2	14.2	29.9
ConvNeXt-V2-large IN-1K+22K	87.3	0.0	19.2	0.0	39.1	34.4	21.4	16.1	15.5	4.0	23.1
ConvNeXt-V2-huge IN-1K	86.3	0.0	17.7	0.0	42.5	21.2	23.8	24.3	6.6	0.7	22.2
ConvNeXt-base, L_∞ (4/255)	76.1	58.0	22.3	39.0	23.8	47.9	12.9	2.5	9.7	30.2	12.8
ViT-base Patch16, L_∞ (4/255)	76.8	57.1	25.8	52.6	26.3	47.2	13.8	8.1	11.9	27.1	19.5
Swin-base IN-1K	85.3	0.0	15.2	0.0	31.4	24.6	16.2	6.0	6.9	4.3	32.0
ResNet-50	76.1	0.0	1.6	0.0	4.4	6.3	0.4	0.0	0.3	0.1	0.9
ResNet-50 + CutMix	78.6	0.5	6.1	0.2	17.9	15.5	2.5	0.1	6.7	3.0	2.7
ResNet-50, L_∞ (8/255)	54.5	38.9	10.0	6.9	11.8	23.9	14.4	0.7	5.2	15.6	1.2
ResNet-50, L_2 (5)	56.1	34.1	13.9	39.7	11.9	19.4	12.2	0.3	9.7	15.4	2.5

Table 2: ImageNet-UA **baselines** We plot a range of models on the Pareto frontier on ImageNet-UA, as well as several baseline ResNet-50 models to compare between. We see a variety of techniques achieving high levels of robustness, demonstrating a rich space of possible interventions. The L_∞ column tracks robustness against a PGD L_∞ adversary with $\varepsilon = 4/255$. Numbers denote percentages.

Training	Train ε	Clean Acc.	UA2
Standard	-	76.1	1.6
L_2	1	69.1	6.4
	3	62.8	12.2
	5	56.1	13.9
L_∞	2/255	69.1	6.4
	4/255	63.9	7.9
	8/255	54.5	10.0

Table 3: L_p **training**. We train a range of ResNet-50 models against L_p adversaries on ImageNet-UA

Dataset	Training	Clean Acc.	UA2
CIFAR-10	$L_2, \varepsilon = 1$	82.3	45.8
	$L_\infty, \varepsilon = 8/255$	86.1	41.5
CIFAR-10-50M	$L_2, \varepsilon = 0.5$	95.2	51.2
	$L_\infty, \varepsilon = 4/255$	92.4	51.5

Table 4: L_p **training on generated data**. We see the effect of training when training WRN-28-10 networks on CIFAR-10-50M, a 1000x larger diffusion-model generated version of CIFAR-10 (Wang et al., 2023)

The unforeseen robustness achieved by a defense is quantified using a new metric, Unforeseen Adversarial Accuracy (UA2), which measures the robustness of a given classifier f across a diverse range of unforeseen attacks. In line with Equation (2) we model the deployment-time population of adversaries \mathcal{A} as a categorical distribution over some finite set \mathbf{A} , with a distortion level ϵ_A for each adversary $A \in \mathbf{A}$. Equation (2) then reduces to:

$$\text{UA2} := \frac{1}{|\mathbf{A}|} \sum_{A \in \mathbf{A}} \text{Acc}(A, \epsilon_A, f)$$

where $\text{Acc}(A, \epsilon_A, f)$ denotes the adversarial accuracy of classifier f against attack A at distortion level ϵ_A . We select the population of adversaries to be the eight core adversaries from Section 4.2, setting $\mathbf{A} = \{\text{JPEG, Elastic, Wood, Glitch, Kaleidoscope, Pixel, Snow, Gabor}\}$.

We further divide our benchmark by picking three different distortion levels for each attack, leading to three different measures of unforeseen robustness: UA2_{low} , UA2_{med} and UA2_{high} (see Appendix A for specific ε values used within this work), and we focus on UA2_{med} for all of our reports, referring to this distortion level as simply UA2. As distortion levels increase, model performance decreases (Figure 4b). We perform a human study (Appendix I) to ensure UA2_{med} preserves image semantics.

5 BENCHMARKING FOR UNFORESEEN ADVERSARIAL ROBUSTNESS

In this section, we evaluate a range of models on our standardized benchmarks ImageNet-UA and CIFAR-10-UA. We aim to present a set of directions for future work, by comparing a wide range of methods. We also hope to explore how the problem of unforeseen robustness different from existing robustness metrics.

Training Strategy	Train ϵ	Clean Acc.	UA2
PixMix	-	95.1	15.00
L_∞	4/255	89.3	37.3
L_∞ + PixMix	4/255	91.4	45.1
L_∞	8/255	84.3	41.4
L_∞ + PixMix	8/255	87.1	47.4

Table 5: **PixMix and L_p training.** We compare UA2 performance on CIFAR-10 of models trained with PixMix and adversarial training. Combining PixMix with adversarial training results in large improvements in UA2, demonstrating the potential for novel methods to improve UA2. All numbers denote percentages, and L_∞ training was performed with the TRADES algorithm.

5.1 HOW DO EXISTING ROBUSTNESS MEASURES RELATE TO UNFORESEEN ROBUSTNESS?

We find the difference between existing popular metrics and UA2, highlighting the differential progress made possible by UA2:

Worst-case and average-case robustness behave differently. We compare UA2 to the average-case robustness metric given by ImageNet-C (Hendrycks & Dietterich, 2019). As shown in Appendix G, we find that performance on this benchmark correlates with non-optimized versions of our attacks. However, the optimised versions of our attacks have model robustness profiles more similar to L_p adversaries. We see believe this is as after optimisation UA2 becomes a measure of worst case robustness, similar to L_p robust accuracy— contrasting with the average-case robustness considered in ImageNet-C.

L_p robustness is correlated, but distinct, from unforeseen robustness. As shown in Appendix J, unforeseen robustness is correlated with L_p robustness. Our attacks also show similar properties to L_p counterparts, such as the ability for black-box transfer (Appendix L). However, many models show susceptibility to L_p adversaries while still performing well on UA2 (Section 4.1), and a range of strategies beat L_p training baselines Section 5.2 . We conclude that UA2 is distinct from L_p robustness, and present UA2 as an improved progress measure when working towards real-world worst-case robustness.

L_2 -based adversarial training outperforms L_∞ We see that L_p adversarial training increases the unforeseen robustness of tested models, with L_2 adversarial training providing the largest increase in UA2 over standard training (1.6% \rightarrow 13.9%), beating models which are trained against L_∞ adversaries (1.6% \rightarrow 10.0%). We present L_2 trained models as a strong baseline for unforeseen robustness, noting that the discrepancy between L_∞ and L_2 training is particularly relevant as L_∞ is the most ubiquitous measure of adversarial robustness in the literature.

5.2 HOW CAN WE IMPROVE UNFORESEEN ROBUSTNESS?

We find several promising directions that improve over L_p training, and suggest that the community should focus more on techniques which we demonstrate to have better generalization properties:

Combining image augmentations and L_∞ training. We combine PixMix and L_∞ training, finding that this greatly improves unforeseen robustness over either approach alone (37.3 \rightarrow 45.1, see Section 5.1). This is a novel training strategy which beats strong baselines by combining two distinct robustness techniques (L_p adversarial training and data augmentation). The surprising effectiveness of this simple method suggests that unforeseen robustness may foster the development of new methods.

Multi-attack robustness. To evaluate how existing work on robustness to a union of L_p balls may improve unforeseen robustness, we use CIFAR-10-UA to evaluate a strong multi-attack robustness baseline by (Madaan et al., 2021b), which trains a Meta Noise Generator (MNG) that learns the optimal training perturbations to achieve robustness to a union of L_p adversaries. For WRN-28-10 models on CIFAR-10-UA, we see a large increase in unforeseen robustness compared to the best L_p baseline (21.4% \rightarrow 51.1%, full results in Appendix H), leaving scaling of such methods to full ImageNet-UA for future work.

Bounding perturbations with perceptual distance. We evaluate the UA2 of models trained with Perceptual Adversarial Training (PAT) (Laidlaw et al., 2020). PAT functions by training a model against an adversary bounded by an estimate of the human perceptual distance, computing the estimate by using the hidden states of an image classifier. For computational reasons we train and evaluate ResNet-50s on a 100-image

Training	Clean Acc.	UA2
Standard	76.1	1.0
Moex	79.1	6.0
CutMix	78.6	6.0
Deepaugment + Augmix	75.8	1.8

Table 6: **Effects of data augmentation on UA2.** We evaluate the UA2 of a range of data-augmented ResNet50 models.

Model	Clean Acc.	UA2
ConvNeXt-V2-28.6M	83.0	9.8
ConvNeXt-V1-28M	82.1	5.1
ConvNeXt-V2-89M	84.9	14.9
ConvNeXt-V1-89M	83.8	9.7
ConvNeXt-V2-198M	85.8	19.1
ConvNeXt-V1-198M	84.3	10.6

Table 7: **Effects of pretraining and regularization on UA2.** We compare the unforeseen robustness of ConvNext-V1 and ConvNext-V2 models of equivalent sizes, finding ConvNext-V2 models improve over their V1 versions.

subset of ImageNet-UA, where this technique outperforms the best L_p trained baselines ($22.6 \rightarrow 26.2$, full results in Appendix H).

Regularizing high-level features. We evaluate Variational Regularization (VR) (Dai et al., 2022), which adds a penalty term to the loss function for variance in higher level features. We find that the largest gains in unforeseen robustness come from combining VR with PAT, improving over standard PAT ($26.2 \rightarrow 29.5$, on a 100 class subset of ImageNet-UA, full results in Appendix H).

5.3 HOW HAS PROGRESS ON CV BENCHMARKS TRACKED UNFORESEEN ROBUSTNESS?

Computer vision progress has partially tracked unforeseen robustness. Comparing the UA2 of ResNet-50 to ConvNeXt-V2-huge ($1\% \rightarrow 19.1\%$ UA2) demonstrates the effects of almost a decade of CV advances, including self-supervised pretraining, hardware improvements, data augmentations, architectural changes and new regularization techniques. More generally, we find a range of modern architectures and training strategies doing well (see Section 4.3, full results in Figure 7). This gives a positive view of how progress on standard CV benchmarks has tracked underlying robustness metrics, contrasting with classical L_p adversarial robustness where standard training techniques have little effect (Madry et al., 2017a).

Scale, data augmentation and pretraining improve robustness. We do a more careful analysis of how three of the most effective CV techniques have improved robustness. As shown in Section 5.2, we find that data augmentation improves on unforeseen robustness, even in cases where they reduce standard accuracy. We also compare the performance of ConvNeXt-V1 and ConvNeXt-V2 models, which differ through the introduction of self-supervised pretraining and a new normalization layer. When controlling for model capacity these methods demonstrate large increase unforeseen robustness (see Section 5.2). We also note that DINOv2, the best performing model on our benchmark, is the product of self-supervised pretraining at a large scale.

6 CONCLUSION

In this paper, we introduced a new benchmark for *unforeseen adversaries* (ImageNet-UA) laying groundwork for future research in improving real world adversarial robustness. We provide nineteen (eighteen novel) non- L_p attacks as part of our repository, using these to construct a new metric UA2 (Unforeseen Adversarial Accuracy). We then make use of this standardized benchmark to evaluate classical L_p training techniques, showing that the common practice of L_∞ training and evaluation may be misleading, as L_2 shows higher unforeseen robustness. We additionally demonstrate that a variety of interventions outside of L_p adversarial training can improve unforeseen robustness, both through existing techniques in the CV literature and through specialised training strategies. We hope that the ImageNet-UA robustness framework will help guide adversarial robustness research, such that we continue making meaningful progress towards making machine learning safer for use in real-world systems.

REFERENCES

- Anish Athalye, Nicholas Carlini, and David Wagner. Obfuscated gradients give a false sense of security: Circumventing defenses to adversarial examples. In *International conference on machine learning*, pp. 274–283. PMLR, 2018.
- Tom B. Brown, Dandelion Mané, Aurko Roy, Martín Abadi, and Justin Gilmer. Adversarial patch. *CoRR*, abs/1712.09665, 2017. URL <http://arxiv.org/abs/1712.09665>.
- John Canny. A computational approach to edge detection. *IEEE Transactions on pattern analysis and machine intelligence*, (6):679–698, 1986.
- Nicholas Carlini, Anish Athalye, Nicolas Papernot, Wieland Brendel, Jonas Rauber, Dimitris Tsipras, Ian J. Goodfellow, Aleksander Madry, and Alexey Kurakin. On evaluating adversarial robustness. *CoRR*, abs/1902.06705, 2019. URL <http://arxiv.org/abs/1902.06705>.
- Francesco Croce and Matthias Hein. Reliable evaluation of adversarial robustness with an ensemble of diverse parameter-free attacks. In *International conference on machine learning*, pp. 2206–2216. PMLR, 2020.
- Francesco Croce and Matthias Hein. Adversarial robustness against multiple and single l_p -threat models via quick fine-tuning of robust classifiers, 2022.
- Sihui Dai, Saeed Mahloujifar, and Prateek Mittal. Formulating robustness against unforeseen attacks. *arXiv preprint arXiv:2204.13779*, 2022.
- Jia Deng, Wei Dong, Richard Socher, Li-Jia Li, Kai Li, and Li Fei-Fei. Imagenet: A large-scale hierarchical image database. In *2009 IEEE conference on computer vision and pattern recognition*, pp. 248–255. Ieee, 2009.
- Logan Engstrom, Brandon Tran, Dimitris Tsipras, Ludwig Schmidt, and Aleksander Madry. A rotation and a translation suffice: Fooling CNNs with simple transformations. *arXiv preprint arXiv:1712.02779*, 2017.
- Alain Fournier, Don Fussell, and Loren Carpenter. Computer rendering of stochastic models. *Commun. ACM*, 25(6):371–384, June 1982. ISSN 0001-0782. doi: 10.1145/358523.358553. URL <http://doi.acm.org/10.1145/358523.358553>.
- Justin Gilmer, Ryan P. Adams, Ian J. Goodfellow, David Andersen, and George E. Dahl. Motivating the rules of the game for adversarial example research. *ArXiv*, abs/1807.06732, 2018.
- Ian J. Goodfellow, Jonathon Shlens, and Christian Szegedy. Explaining and harnessing adversarial examples, 2014. URL <https://arxiv.org/abs/1412.6572>.
- Qing Guo, Felix Juefei-Xu, Xiaofei Xie, Lei Ma, Jian Wang, Bing Yu, Wei Feng, and Yang Liu. Watch out! motion is blurring the vision of your deep neural networks. In H. Larochelle, M. Ranzato, R. Hadsell, M.F. Balcan, and H. Lin (eds.), *Advances in Neural Information Processing Systems*, volume 33, pp. 975–985. Curran Associates, Inc., 2020. URL https://proceedings.neurips.cc/paper_files/paper/2020/file/0a73de68f10e15626eb98701ecf03adb-Paper.pdf.
- Qing Guo, Ziyi Cheng, Felix Juefei-Xu, Lei Ma, Xiaofei Xie, Yang Liu, and Jianjun Zhao. Learning to adversarially blur visual object tracking. In *Proceedings of the IEEE/CVF International Conference on Computer Vision*, pp. 10839–10848, 2021.
- Kaiming He, Xinlei Chen, Saining Xie, Yanghao Li, Piotr Dollár, and Ross Girshick. Masked autoencoders are scalable vision learners. In *Proceedings of the IEEE/CVF Conference on Computer Vision and Pattern Recognition*, pp. 16000–16009, 2022.
- Dan Hendrycks and Thomas Dietterich. Benchmarking neural network robustness to common corruptions and perturbations. In *International Conference on Learning Representations*, 2019.
- Dan Hendrycks and Thomas G Dietterich. Benchmarking neural network robustness to common corruptions and surface variations. *arXiv preprint arXiv:1807.01697*, 2018.

- Dan Hendrycks, Steven Basart, Norman Mu, Saurav Kadavath, Frank Wang, Evan Dorundo, Rahul Desai, Tyler Zhu, Samyak Parajuli, Mike Guo, et al. The many faces of robustness: A critical analysis of out-of-distribution generalization. In *Proceedings of the IEEE/CVF International Conference on Computer Vision*, pp. 8340–8349, 2021.
- Ares Lagae, Sylvain Lefebvre, George Drettakis, and Philip Dutré. Procedural noise using sparse Gabor convolution. *ACM Trans. Graph.*, 28(3):54:1–54:10, July 2009. ISSN 0730-0301. doi: 10.1145/1531326.1531360. URL <http://doi.acm.org/10.1145/1531326.1531360>.
- Cassidy Laidlaw and Soheil Feizi. Functional adversarial attacks. *Advances in neural information processing systems*, 32, 2019.
- Cassidy Laidlaw, Sahil Singla, and Soheil Feizi. Perceptual adversarial robustness: Defense against unseen threat models, 2020. URL <https://arxiv.org/abs/2006.12655>.
- Wei-An Lin, Chun Pong Lau, Alexander Levine, Rama Chellappa, and Soheil Feizi. Dual manifold adversarial robustness: Defense against lp and non-lp adversarial attacks. *Advances in Neural Information Processing Systems*, 33:3487–3498, 2020.
- Ze Liu, Yutong Lin, Yue Cao, Han Hu, Yixuan Wei, Zheng Zhang, Stephen Lin, and Baining Guo. Swin transformer: Hierarchical vision transformer using shifted windows. In *Proceedings of the IEEE/CVF international conference on computer vision*, pp. 10012–10022, 2021.
- Zhuang Liu, Hanzi Mao, Chao-Yuan Wu, Christoph Feichtenhofer, Trevor Darrell, and Saining Xie. A convnet for the 2020s. In *Proceedings of the IEEE/CVF Conference on Computer Vision and Pattern Recognition*, pp. 11976–11986, 2022.
- Divyam Madaan, Jinwoo Shin, and Sung Ju Hwang. Learning to generate noise for multi-attack robustness, 2021a.
- Divyam Madaan, Jinwoo Shin, and Sung Ju Hwang. Learning to generate noise for multi-attack robustness. In *International Conference on Machine Learning*, pp. 7279–7289. PMLR, 2021b.
- Aleksander Madry, Aleksandar Makelov, Ludwig Schmidt, Dimitris Tsipras, and Adrian Vladu. Towards deep learning models resistant to adversarial attacks. *arXiv preprint arXiv:1706.06083*, 2017a.
- Aleksander Madry, Aleksandar Makelov, Ludwig Schmidt, Dimitris Tsipras, and Adrian Vladu. Towards deep learning models resistant to adversarial attacks, 2017b. URL <https://arxiv.org/abs/1706.06083>.
- Pratyush Maini, Eric Wong, and J. Zico Kolter. Adversarial robustness against the union of multiple perturbation models, 2020.
- Karttikeya Mangalam, Haoqi Fan, Yanghao Li, Chao-Yuan Wu, Bo Xiong, Christoph Feichtenhofer, and Jitendra Malik. Reversible vision transformers. In *Proceedings of the IEEE/CVF Conference on Computer Vision and Pattern Recognition*, pp. 10830–10840, 2022.
- Seyed-Mohsen Moosavi-Dezfooli, Alhussein Fawzi, and Pascal Frossard. DeepFool: a simple and accurate method to fool deep neural networks. *arXiv preprint arXiv:1511.04599*, 2015.
- Maxime Oquab, Timothée Darcet, Théo Moutakanni, Huy Vo, Marc Szafraniec, Vasil Khalidov, Pierre Fernandez, Daniel Haziza, Francisco Massa, Alaaeldin El-Nouby, et al. Dinov2: Learning robust visual features without supervision. *arXiv preprint arXiv:2304.07193*, 2023.
- Nicolas Papernot, Patrick McDaniel, Ian Goodfellow, Somesh Jha, Z Berkay Celik, and Ananthram Swami. Practical black-box attacks against machine learning. In *Proceedings of the 2017 ACM on Asia conference on computer and communications security*, pp. 506–519. ACM, 2017.
- Ken Perlin. Making noise, 1999. URL <http://www.noisemachine.com/talk1/index.html>, 2005.
- Vinay Uday Prabhu. The blood diamond effect in neural art : On ethically troublesome images of the imagenet dataset. 2019.
- Haonan Qiu, Chaowei Xiao, Lei Yang, Xincheng Yan, Honglak Lee, and Bo Li. Semanticadv: Generating adversarial examples via attribute-conditional image editing. *ArXiv*, abs/1906.07927, 2019.

- Alec Radford, Jong Wook Kim, Chris Hallacy, Aditya Ramesh, Gabriel Goh, Sandhini Agarwal, Girish Sastry, Amanda Askell, Pamela Mishkin, Jack Clark, et al. Learning transferable visual models from natural language supervision. In *International conference on machine learning*, pp. 8748–8763. PMLR, 2021.
- Leslie Rice, Eric Wong, and Zico Kolter. Overfitting in adversarially robust deep learning. In *International Conference on Machine Learning*, pp. 8093–8104. PMLR, 2020.
- Ali Shahin Shamsabadi, Changjae Oh, and Andrea Cavallaro. Semantically adversarial learnable filters. *IEEE Transactions on Image Processing*, 30:8075–8087, 2021.
- Richard Shin and Dawn Song. JPEG-resistant adversarial images. In *NIPS 2017 Workshop on Machine Learning and Computer Security*, 2017.
- Yang Song, Rui Shu, Nate Kushman, and Stefano Ermon. Constructing unrestricted adversarial examples with generative models. In *NeurIPS*, 2018.
- Andreas Peter Steiner, Alexander Kolesnikov, Xiaohua Zhai, Ross Wightman, Jakob Uszkoreit, and Lucas Beyer. How to train your vit? data, augmentation, and regularization in vision transformers. *Transactions on Machine Learning Research*, 2022. ISSN 2835-8856. URL <https://openreview.net/forum?id=4nPswr1KcP>.
- David Stutz, Matthias Hein, and Bernt Schiele. Confidence-calibrated adversarial training: Generalizing to unseen attacks. In *International Conference on Machine Learning*, pp. 9155–9166. PMLR, 2020.
- Christian Szegedy, Wojciech Zaremba, Ilya Sutskever, Joan Bruna, Dumitru Erhan, Ian Goodfellow, and Rob Fergus. Intriguing properties of neural networks. 12 2013.
- Florian Tramer and Dan Boneh. Adversarial training and robustness for multiple perturbations. *Advances in neural information processing systems*, 32, 2019.
- Florian Tramèr, Pascal Dupré, Gili Rusak, Giancarlo Pellegrino, and Dan Boneh. Ad-versarial: Defeating perceptual ad-blocking. *CoRR*, abs/1811.03194, 2018. URL <http://arxiv.org/abs/1811.03194>.
- Zekai Wang, Tianyu Pang, Chao Du, Min Lin, Weiwei Liu, and Shuicheng Yan. Better diffusion models further improve adversarial training, 2023.
- Tsui-Wei Weng, Huan Zhang, Pin-Yu Chen, Jinfeng Yi, Dong Su, Yupeng Gao, Cho-Jui Hsieh, and Luca Daniel. Evaluating the robustness of neural networks: An extreme value theory approach. *arXiv preprint arXiv:1801.10578*, 2018.
- Sanghyun Woo, Shoubhik Debnath, Ronghang Hu, Xinlei Chen, Zhuang Liu, In So Kweon, and Saining Xie. Convnext v2: Co-designing and scaling convnets with masked autoencoders. *arXiv preprint arXiv:2301.00808*, 2023.
- Chaowei Xiao, Jun-Yan Zhu, Bo Li, Warren He, Mingyan Liu, and Dawn Song. Spatially transformed adversarial examples. In *Proceedings of (ICLR) International Conference on Learning Representations*, April 2018.
- Yaodong Yu, Zitong Yang, Edgar Dobriban, Jacob Steinhardt, and Yi Ma. Understanding generalization in adversarial training via the bias-variance decomposition. *arXiv preprint arXiv:2103.09947*, 2021.
- Hongyang Zhang, Yaodong Yu, Jiantao Jiao, Eric Xing, Laurent El Ghaoui, and Michael Jordan. Theoretically principled trade-off between robustness and accuracy. In Kamalika Chaudhuri and Ruslan Salakhutdinov (eds.), *Proceedings of the 36th International Conference on Machine Learning*, volume 97 of *Proceedings of Machine Learning Research*, pp. 7472–7482, Long Beach, California, USA, 09–15 Jun 2019. PMLR. URL <http://proceedings.mlr.press/v97/zhang19p.html>.
- Zhengyu Zhao, Zhuoran Liu, and Marisa Larson. Towards large yet imperceptible adversarial image perturbations with perceptual color distance. *ArXiv*, abs/1911.02466, 2019.

A HYPERPARAMETERS

A.1 TRAINED MODELS

To run our evaluations, we train a range of our own models to benchmark with:

- CIFAR-10 WRN-28-10 robust models and TRADES models are respectively trained with the official code of Rice et al. (2020) and Zhang et al. (2019) with the default hyperparameters settings
- The PAT-VR models on ImageNet100 were trained using the official code from Dai et al. (2022) and employed the hyperparameter settings outlined in the code of Laidlaw et al. (2020).
- ImageNet100 DINOv2 Oquab et al. (2023) models are trained by finetuning a linear classification head on the ImageNet100 dataset. We used a SGD optimizer with learning rate of 0.001 and employed early-stopping.

A.2 MODEL REFERENCE

We use a range of baseline models provided by other works, with model weights available as part of their open source distribution:

- **ImageNet**
 - ConvNeXt models are from Liu et al. (2022)
 - ConvNeXt-V2 models are from Woo et al. (2023)
 - ViT models are from Steiner et al. (2022)
 - Swin models are from Liu et al. (2021)
 - Reversible-ViT models are from Mangalam et al. (2022)
 - CLIP (ViT-L/14) is from Radford et al. (2021)
 - DINOv2 models are from Oquab et al. (2023)
 - MAE models are from He et al. (2022)
- **CIFAR-10**
 - WideResNet TRADES models are from Zhang et al. (2019)
 - WRN + Diffusion models are from Wang et al. (2023)
 - Meta noise models are from Madaan et al. (2021b)
 - ResNet50 VR models are from Dai et al. (2022)
 - ReColorAdv models are from Laidlaw & Feizi (2019)
 - StAdv models are from Xiao et al. (2018)
 - Multi attack models are from Tramèr et al. (2018)
 - The Multi steepest descent model is from Maini et al. (2020)
 - PAT models are from Laidlaw et al. (2020)
 - Pre-trained ResNet18 L_∞ , L_2 and L_1 models are from Croce & Hein (2022)
- **ImageNet100**
 - ResNet50 PAT models are from Laidlaw et al. (2020)
 - ResNet50 PAT + VR models are from Dai et al. (2022)
 - DINOv2 models are from Oquab et al. (2023)

A.3 ATTACK PARAMETERS

To ensure that our attacks are maximally effective, we perform extensive hyper-parameter sweeps to find the most effective step sizes.

		Step Size	Num Steps	Low Distortion	Medium Distortion	High Distortion	Distance Metric
Core Attacks	PGD	0.004	50	2/255	4/255	8/255	L_∞
	Gabor	0.0025	100	0.02	0.04	0.06	L_∞
	Snow	0.1	100	10	15	25	L_2
	Pixel	1	100	3	5	10	L_2
	JPEG	0.0024	80	1/255	3/255	6/255	L_∞
	Elastic	0.003	100	0.1	0.25	0.5	L_2
	Wood	0.005	80	0.03	0.05	0.1	L_∞
	Glitch	0.005	90	0.03	0.05	0.07	L_∞
Extra Attacks	Kaleidoscope	0.005	90	0.05	0.1	0.15	L_∞
	Edge	0.02	60	0.03	0.1	0.3	L_∞
	FBM	0.006	30	0.03	0.06	0.3	L_∞
	Fog	0.05	80	0.3	0.5	0.7	L_∞
	HSV	0.012	50	0.01	0.03	0.05	L_∞
	Klotski	0.01	50	0.03	0.1	0.2	L_∞
	Mix	1.0	70	5	10	40	L_2
	Pokadot	0.3	70	1	3	5	L_2
	Prison	0.0015	30	0.01	0.03	0.1	L_∞
	Blur	0.03	40	0.1	0.3	0.6	L_∞
	Texture	0.00075	80	0.01	0.03	0.2	L_∞
	Whirlpool	4.0	40	10	40	100	L_2

Table 8: Attack parameters for ImageNet-UA

		Step Size	Num Steps	Low Distortion	Medium Distortion	High Distortion	Distance Metric
Core Attacks	PGD	0.008	50	2/255	4/255	8/255	L_∞
	Gabor	0.0025	80	0.02	0.03	0.04	L_∞
	Snow	0.2	20	3	4	5	L_2
	Pixel	1.0	60	1	5	10	L_2
	JPEG	0.0024	50	1/255	3/255	6/255	L_∞
	Elastic	0.006	30	0.1	0.25	0.5	L_2
	Wood	0.000625	70	0.03	0.05	0.1	L_∞
	Glitch	0.0025	60	0.03	0.05	0.1	L_∞
Extra Attacks	Kaleidoscope	0.005	30	0.05	0.1	0.15	L_∞
	Edge	0.02	60	0.03	0.1	0.3	L_∞
	FBM	0.006	30	0.02	0.04	0.08	L_∞
	Fog	0.05	40	0.3	0.4	0.5	L_∞
	HSV	0.003	20	0.01	0.02	0.03	L_∞
	Klotski	0.005	50	0.03	0.05	0.1	L_∞
	Mix	0.5	30	1	5	10	L_2
	Pokadot	0.3	40	1	2	3	L_2
	Prison	0.0015	20	0.01	0.03	0.1	L_∞
	Blur	0.015	20	0.1	0.3	0.6	L_∞
	Texture	0.003	30	0.01	0.1	0.2	L_∞
	Whirlpool	16.0	50	20	100	200	L_2

Table 9: Attack parameters for CIFAR-10-UA

B DESCRIPTIONS OF THE 11 ADDITIONAL ATTACKS.

Blur. Blur approximates real-world motion blur effects by passing a Gaussian filter over the original image and then does a pixel-wise linear interpolation between the blurred version and the original, with the optimisation variables controlling the level of interpolation. We also apply a Gaussian filter to the grid of optimisation variables, to enforce some continuity in the strength of the blur between adjacent pixels. This method is distinct from, but related to other blurring attacks in the literature (Guo et al., 2020; 2021).

Edge. This attack functions by applying a Canny Edge Detector (Canny, 1986) over the image to locate pixels at the edge of objects, and then applies a standard PGD attack to the identified edge pixels.

Fractional Brownian Motion (FBM). FBM overlays several layers of Perlin noise (Perlin, 2005) at different frequencies, creating a distinctive noise pattern. The underlying gradient vectors which generate each instance of the Perlin noise are then optimised by the attack.

Fog. Fog simulates worst-case weather conditions, creating fog-like occlusions by adversarially optimizing parameters in the diamond-square algorithm (Fournier et al., 1982) typically used to render stochastic fog effects.

HSV. This attack transforms the image into the HSV color space, and then optimises PGD in that latent space. Due to improving optimisation properties, a gaussian filter is passed over the image.

Klotski. The Klotski attack works by splitting the image into blocks, and applying a differentiable translation to each block, which is then optimised.

Mix. The Mix attack functions by performing differentiable pixel-wise interpolation between the original image and an image of a different class. The level of interpolation at each pixel is optimised, and a gaussian filter is passed over the pixel interpolation matrix to ensure that the interpolation is locally smooth.

Polkadot. Polkadot randomly selects points on the image to be the centers of a randomly coloured circle, and then optimising the size of these circles in a differentiable manner.

Prison. Prison places grey "prison bars" across the image, optimising only the images within the prison bars. This attack is inspired by previous "patch" attacks (Brown et al., 2017), while ensuring that only the prison bars are optimised.

Texture. Texture works by removing texture information within an images, passing a Canny Edge Detector (Canny, 1986) over the image to find all the pixels which are at the edges of objects, and then filling these pixels in black—creating a silhouette of the original image. The other non-edge (or "texture") pixels are then whitened, losing the textural information of the image while preserving the shape. Per-pixel optimisation variable control the level of whitening.

Whirlpool. Whirlpool translates individual pixels in the image by a differentiable function creating a whirlpool-like warpings of the image, optimising the strength of each individual whirlpool.

C ATTACK COMPUTATION TIME

We investigate the execution times of our attacks, finding that most attacks are not significantly slower than an equivalent PGD adversary.

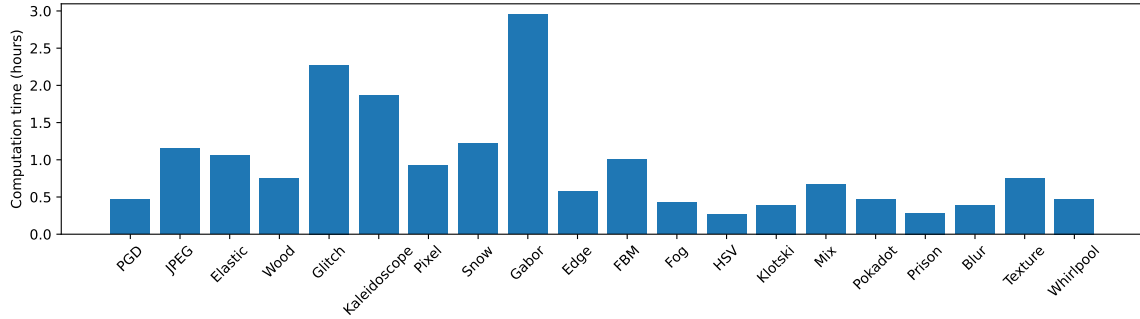


Figure 5: Evaluation time of the attacks on the ImageNet test set using a ResNet50 model with batch size of 200 on a single A100-80GB GPU, Attack hyper-parameters are as described in Appendix A.

D FULL RESULTS OF MODEL EVALUATIONS

We benchmark a large variety of models on our dataset, finding a rich space of interventions affecting unforeseen robustness.

D.1 IMAGENET

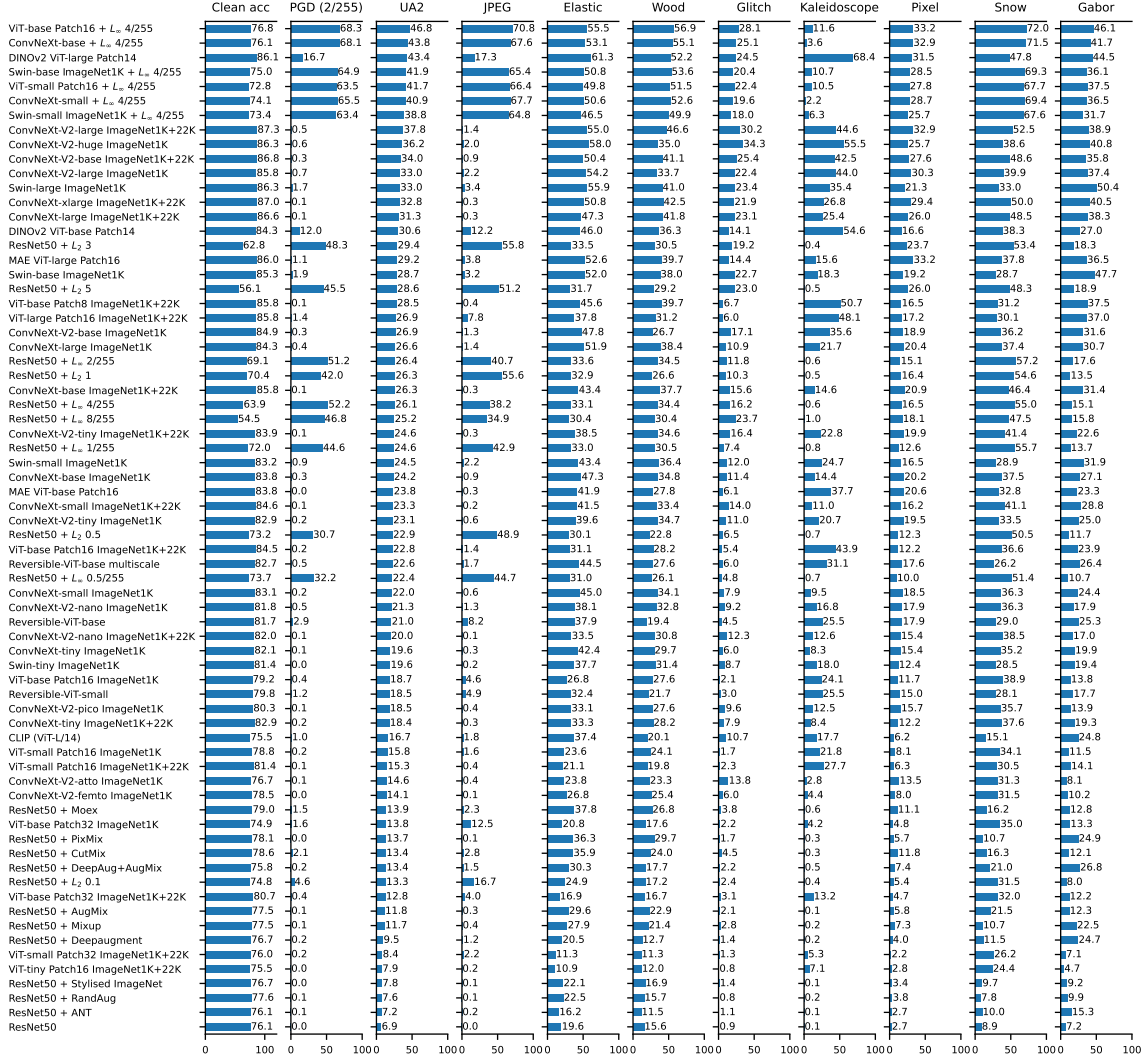


Figure 6: ImageNet UA2 performance under low distortion.

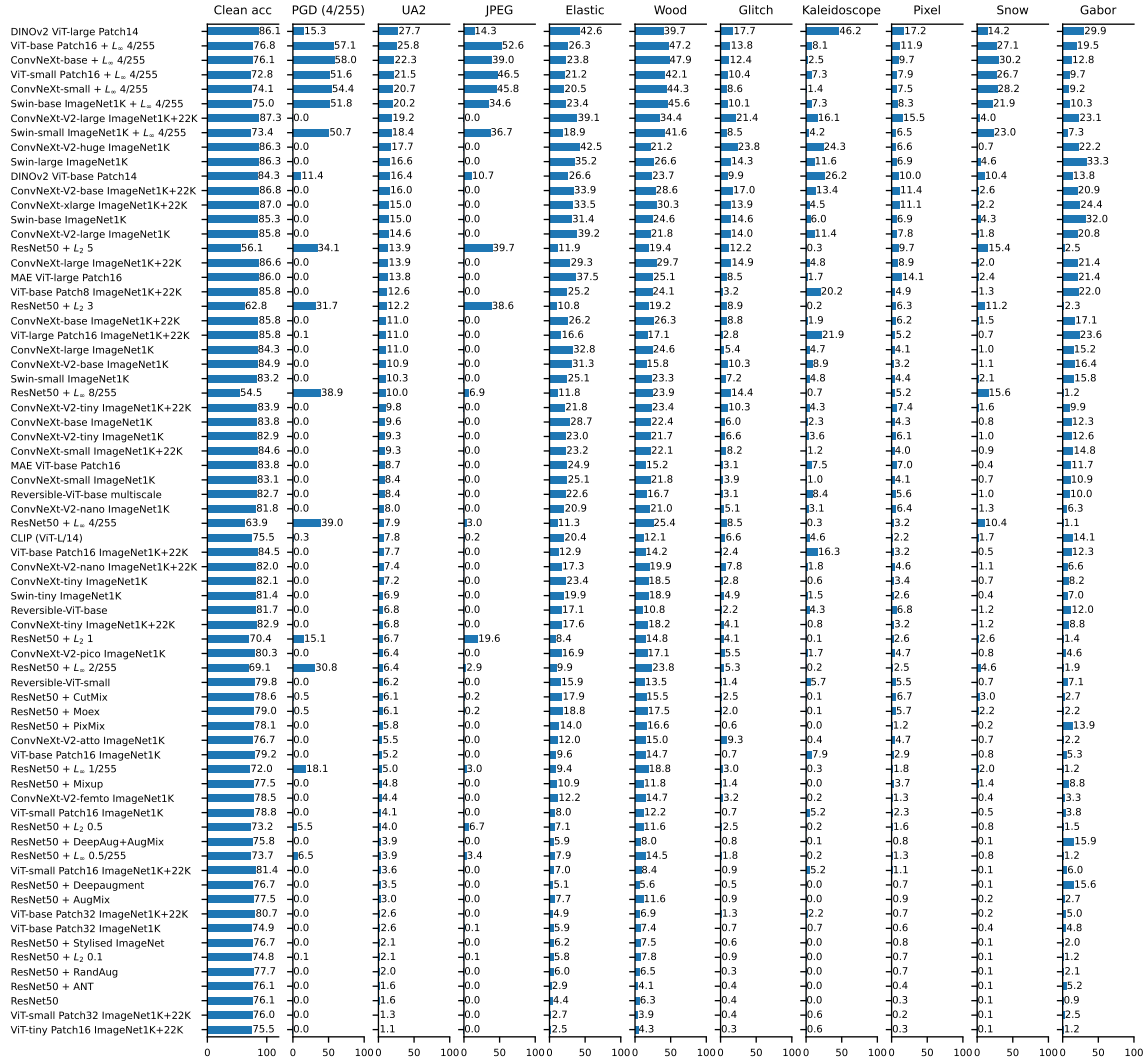


Figure 7: ImageNet UA2 performance under medium distortion

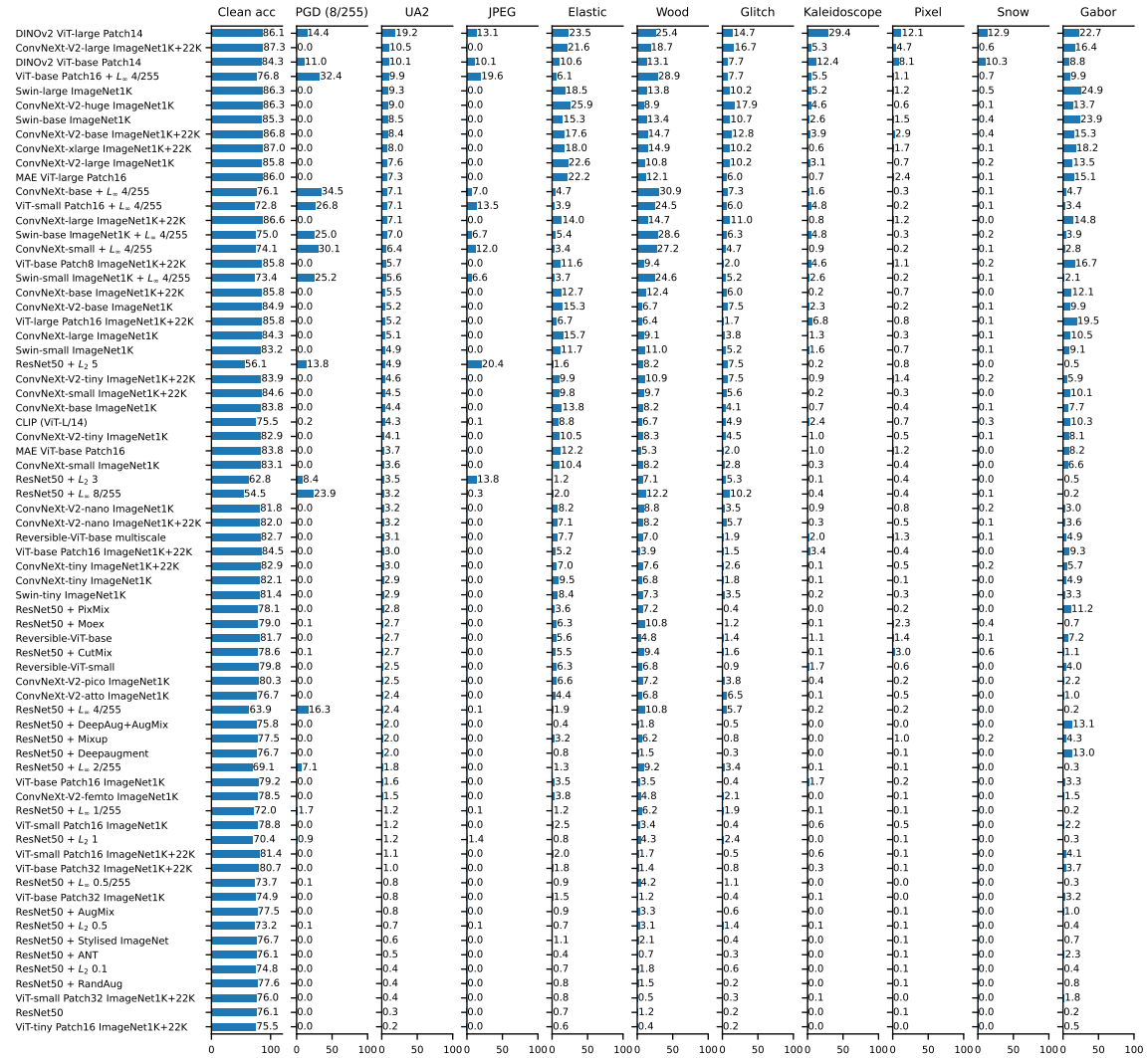


Figure 8: ImageNet UA2 performance under high distortion

D.2 CIFAR-10

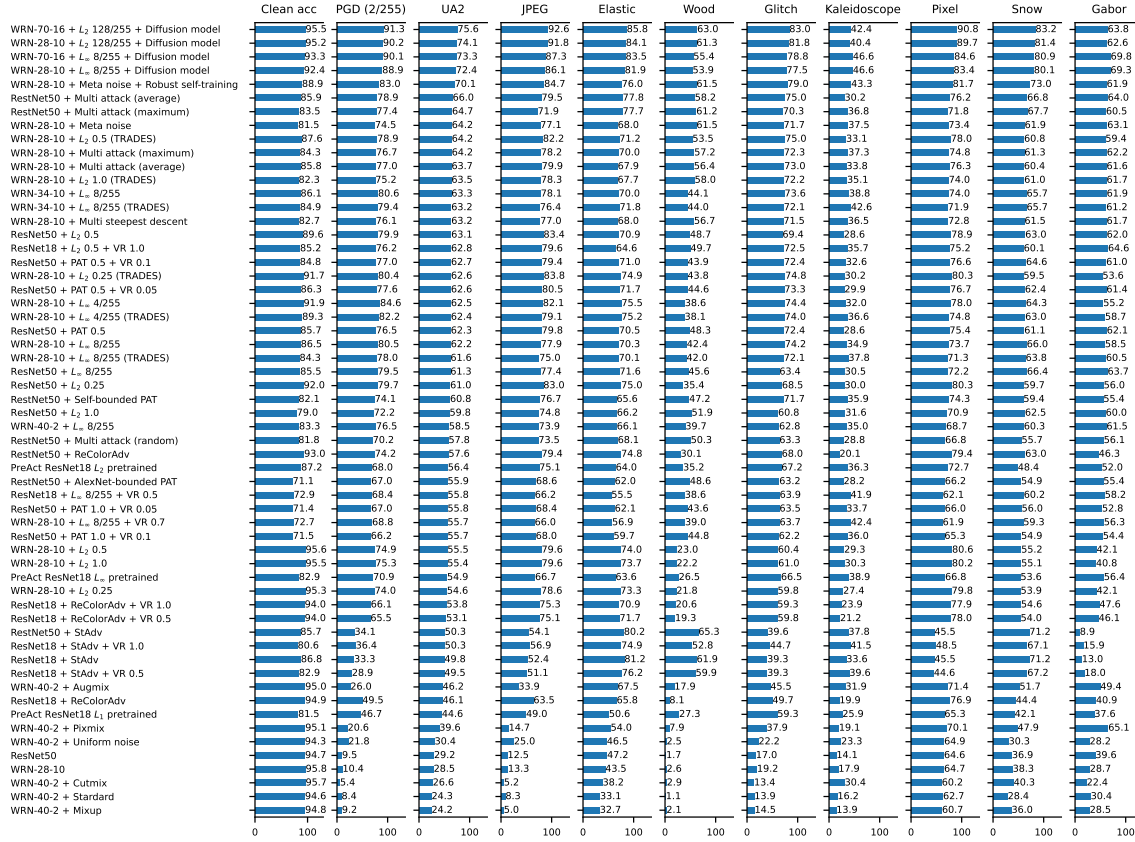


Figure 9: CIFAR-10 UA2 performance under low distortion.

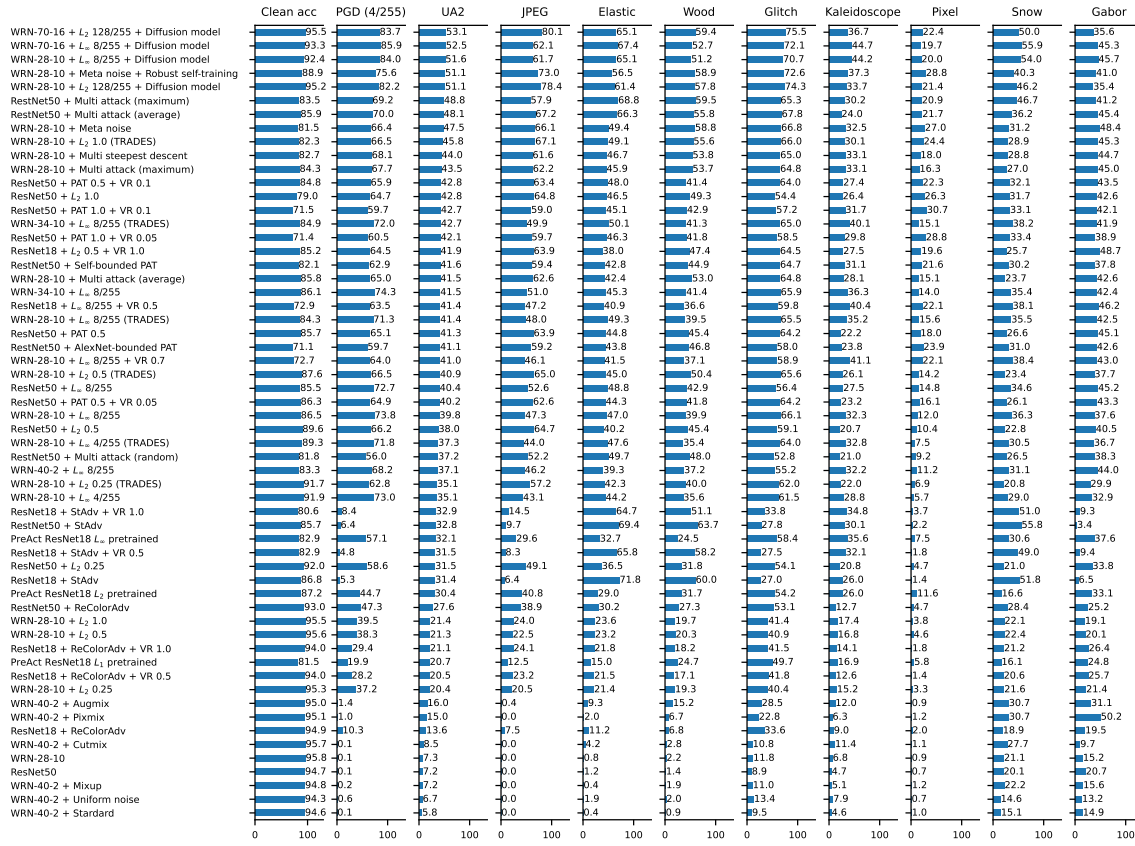


Figure 10: CIFAR-10 UA2 performance under medium distortion

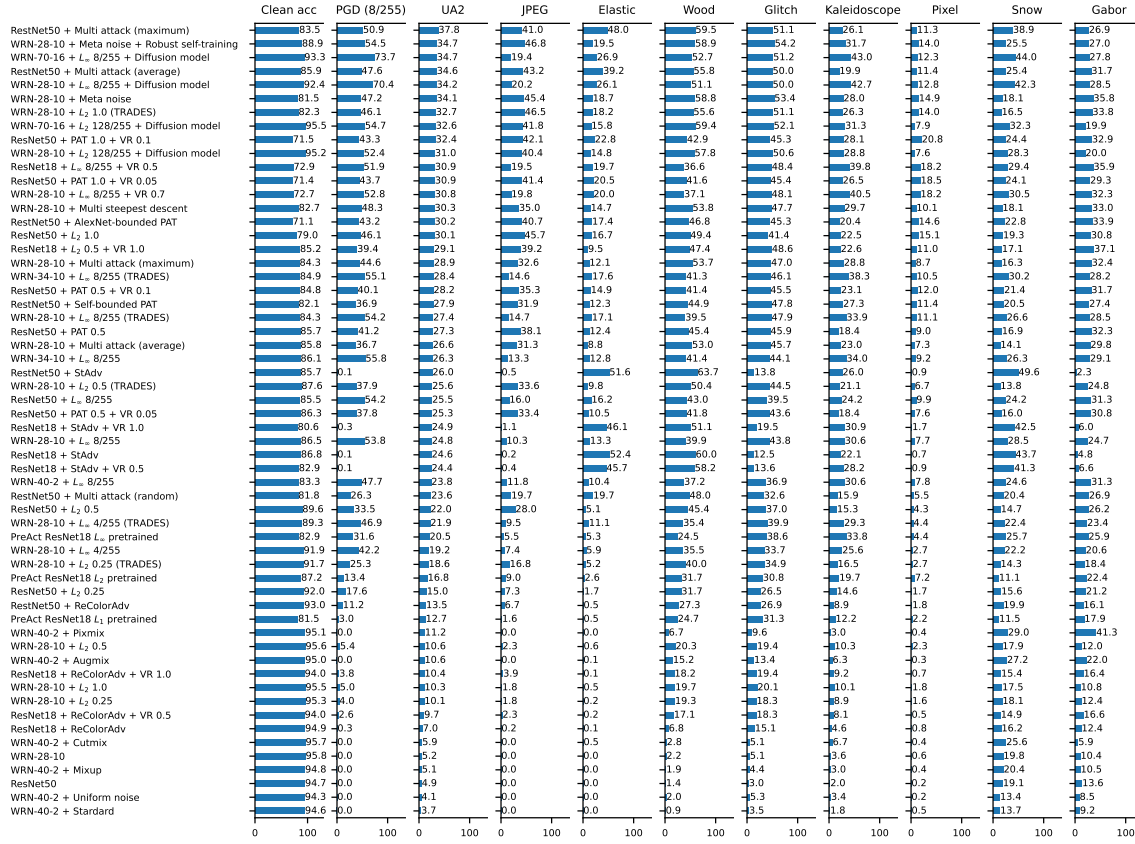


Figure 11: CIFAR-10 UA2 performance under high distortion

D.3 IMAGENET100

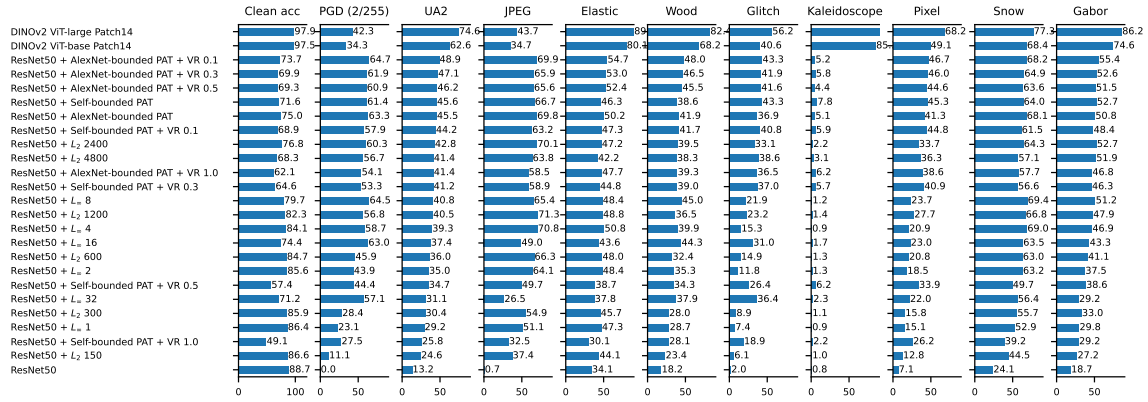


Figure 12: ImageNet100 UA2 performance under low distortion.

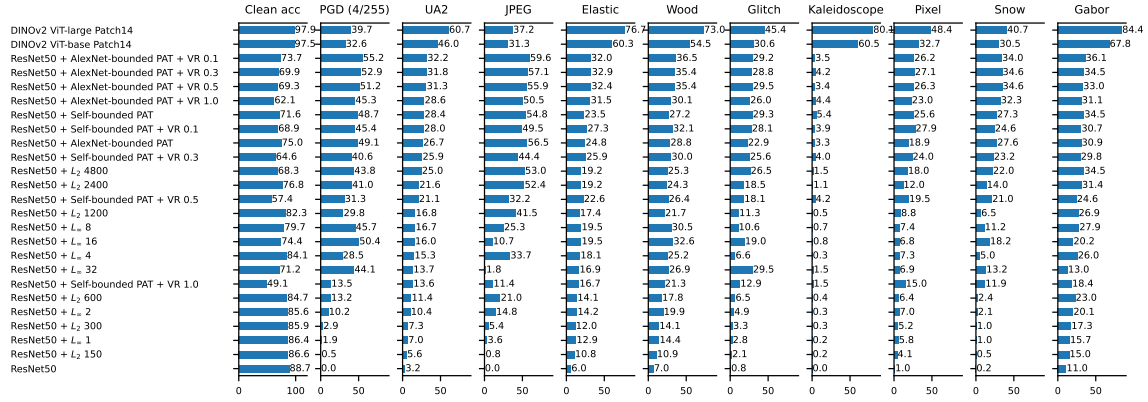


Figure 13: ImageNet100 UA2 performance under medium distortion

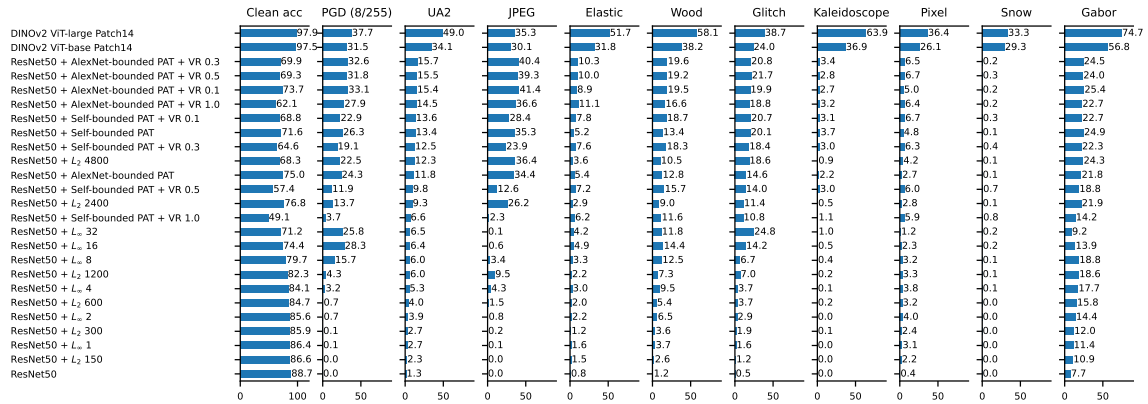


Figure 14: ImageNet100 UA2 performance under high distortion

D.4 EXPLORING THE ROBUSTNESS OF DINOv2

Given the strong adversarial robustness of DINOv2 models under the PGD attack (Appendix D), we further evaluate the DINOv2 model under AutoAttack Croce & Hein (2020). Appendix D.4 and Appendix D.4 show that although for the robust ResNet50 model AutoAttack performs similarly to PGD, it is able to reduce the accuracy of DINOv2 models to 0.0% across all the distortion levels. Future work may benefit from applying the AutoAttack benchmark as a comparison point, instead of the base PGD adversary.

	ResNet50 + L_∞ 8/255	DINOv2 ViT-base Patch14	DINOv2 ViT-large Patch14
PGD (2/255)	46.8%	12.0%	16.7%
APGD-CE (2/255)	46.2%	1.0%	1.0%
APGD-CE + APGD-T (2/255)	43.6%	0.0%	0.0%
PGD (4/255)	38.9%	11.4%	15.3%
APGD-CE (4/255)	37.9%	0.9%	0.8%
APGD-CE + APGD-T (4/255)	33.8%	0.0%	0.0%
PGD (8/255)	23.9%	11.0%	14.4%
APGD-CE (8/255)	22.6%	0.6%	0.7%
APGD-CE + APGD-T (8/255)	18.4%	0.0%	0.0%

Table 10: Attacked accuracies of models on ImageNet

	ResNet50 + L_∞ 8/255	DINOv2 ViT-base Patch14	DINOv2 ViT-large Patch14
PGD (2/255)	64.5%	34.3%	42.3%
APGD-CE (2/255)	64.4%	17.6%	20.0%
APGD-CE + APGD-T (2/255)	64.1%	0.0%	0.0%
PGD (4/255)	45.7%	32.6%	39.7%
APGD-CE (4/255)	45.2%	16.4%	17.3%
APGD-CE + APGD-T (4/255)	44.6%	0.0%	0.0%
PGD (8/255)	15.7%	31.5%	37.7%
APGD-CE (8/255)	14.7%	15.5%	14.5%
APGD-CE + APGD-T (8/255)	13.6%	0.0%	0.0%

Table 11: Attacked accuracies of models on ImageNet100

D.5 PERFORMANCE VARIANCE

As described in Section 4.1, we perform adversarial attacks by optimizing latent variables which are randomly initialized in our current implementation, so the adversarial attack’s performance can be affected by the random seed for the initialization. To study the effect of random initializations, we compute the UA2 performances of three samples of two ImageNet models, ResNet50 and ResNet50 + L_2 5. We observe the standard deviations of UA2 of these two models across 5 different seeds to be respectively 0.1% and 0.04% concluding that the variation in performance across the ImageNet dataset is minor.

E IMAGES OF ALL ATTACKS ACROSS DISTORTION LEVELS

We provide images of all 19 attacks within the benchmark, across the three distortion levels.




Figure 15: Attacked samples of low distortion (1st row), medium distortion (2nd row), and high distortion (last row) on a standard ResNet50 model




Figure 16: Attacked samples of low distortion (1st row), medium distortion (2nd row), and high distortion (last row) on a standard ResNet50 model



Figure 17: Attacked samples of low distortion (1st row), medium distortion (2nd row), and high distortion (last row) on a standard ResNet50 model




Figure 18: Attacked samples of low distortion (1st row), medium distortion (2nd row), and high distortion (last row) on a standard ResNet50 model

F SCALING BEHAVIOUR OF OUR ATTACKS

To see how our attacks perform across model scale, we make use of the ConvNeXt-V2 model suite (Woo et al., 2023) to test the performance of our attacks as we scale model size. We find that capacity improves performance across the board, but find diminishing returns to simply scaling up the architectures, pointing towards techniques described in Appendix H.

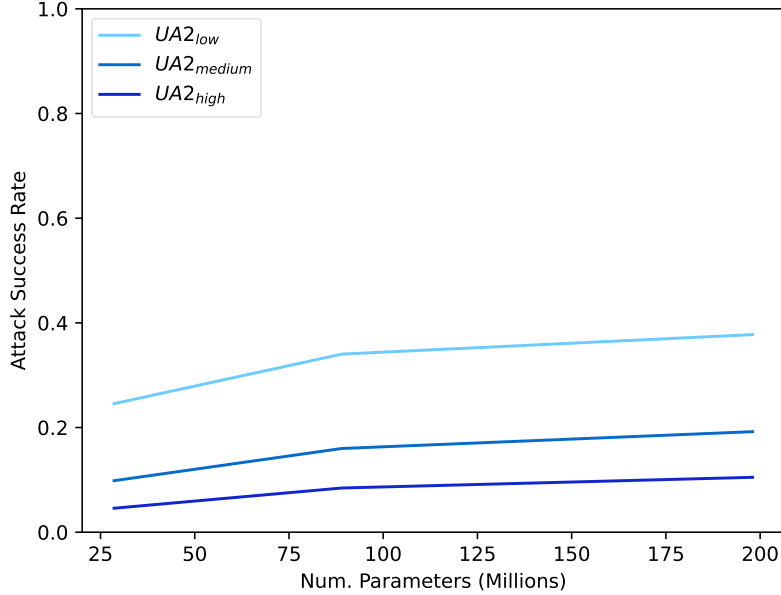
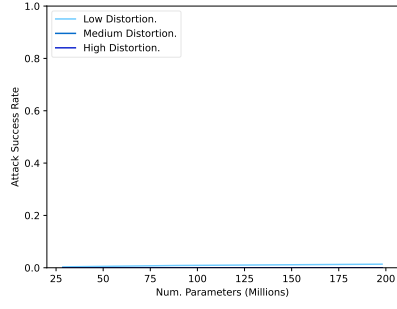


Figure 19: **Unforeseen Robustness across model scale.** We measure UA2 across model scale by evaluating the performance of ConvNeXt-V2 (Woo et al., 2023) models on ImageNet-UA, finding that scale improves performance, although the benchmark still provides a challenge to the largest models.

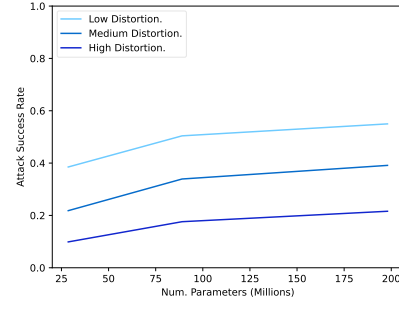
G IMAGENET-C AND UNFORESEEN ROBUSTNESS

Model	UA2 (non-optimized) \uparrow	mCE \downarrow	UA2 \uparrow
Resnet 50	55.2	76.7	1.6
Resnet50 + AugMix	59.1	65.7	3.5
Resnet50 + DeepAug	60.2	61.1	3.0
Resnet50 + Mixup	59.9	69.2	4.8
Resnet50 + L_2 , ($\varepsilon = 5$)	43.2	89.0	13.9
Resnet50 + L_∞ , ($\varepsilon = 8/255$)	40.6	85.1	10

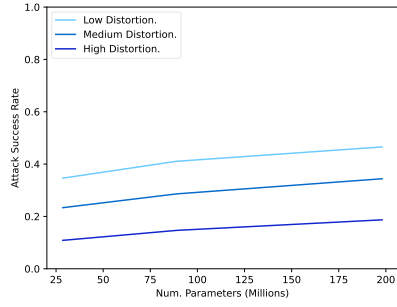
Table 12: **Common corruptions and UA2** We compare performance on the ImageNet-C benchmark (mCE) to performance against both non-optimized and optimized versions of our attacks. We find that performance on the average-case robustness of ImageNet-C is correlated with performance on optimised attacks, while applying optimised versions favours the adversarially trained models.



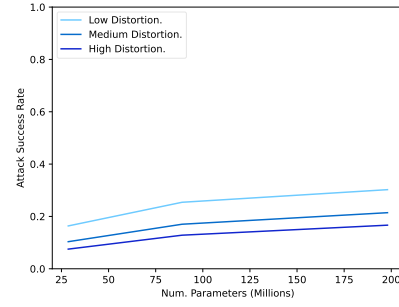
(a) JPEG



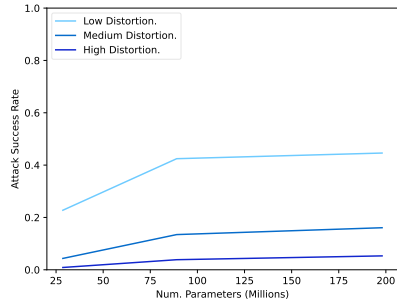
(b) Elastic



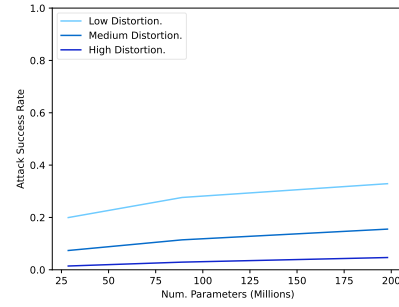
(c) Wood



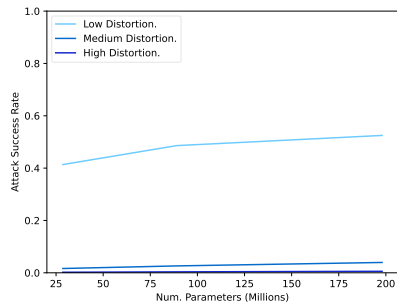
(d) Glitch



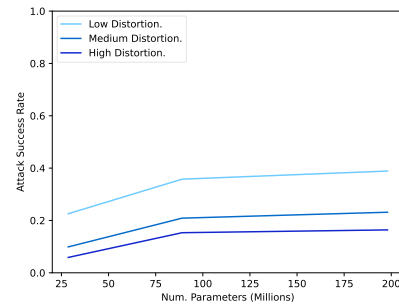
(e) Kaleidoscope



(f) Pixel



(g) Snow



(h) Gabor

Figure 20: **Behaviour of core attacks across model scale.** We see the performance of the eight core attacks across the ConvNeXt-V2 model suite, with performance on attacks improving with model scale.

H BENCHMARKING NON- L_p ADVERSARIAL TRAINING STRATEGIES

We wish to compare training strategies which have been specifically developed for robustness against both a variety of and unforeseen adversaries. To this end, we use Meta Noise Generation (Madaan et al., 2021b) as a strong multi-attack robustness baseline, finding that on CIFAR-10-UA this leads to large increases in robustness (Appendix H). We also evaluate Perceptual Adversarial Training (Laidlaw et al., 2020) and Variational Regularization (Dai et al., 2022), two techniques specifically designed to achieve unforeseen robustness. We also evaluate combining PixMix and L_p adversarial training. All of these baselines beat L_p training.

Training	Clean Acc.	UA2
Standard	95.8	7.4
$L_\infty, \varepsilon = 8/255$	86.5	39.8
$L_2, \varepsilon = 2$	95.5	21.4
MNG	88.9	51.1

Table 13: **Comparing alternative training strategies to L_p baselines** We demonstrate that models trained using Meta Noise Generation (MNG) (Madaan et al., 2021b) improve over L_p training baselines on CIFAR-10-UA.

Meta Noise Generation (MNG) out-performs L_p baselines. We find that MNG, a technique original developed for multi-attack robustness shows a 11.3% increase in UA2 on CIFAR-10-UA, and PAT shows a 3.5% increase in UA2.

Training	Clean Acc.	UA2
Standard	88.7	3.2
$L_\infty, \varepsilon = 8/255$	79.7	17.5
$L_2, \varepsilon = 4800/255$	71.6	25.0
PAT	75.0	26.2
PAT-VR	69.4	29.5

Table 14: **Specialised Unforeseen robustness training strategies.** We see that ImageNet-UA PAT (Laidlaw et al., 2020) and PAT-VR (Dai et al., 2022) trained ResNet50s improve over L_p baselines. Selected L_p models are the best Resnet50s from the bench-marking done in Figure 7, and for computational budget reasons they are trained on a 100-image subset of ImageNet, constructed by taking every 10th class.

Model	Clean Acc.	UA2
WRN-40-2 + PixMix	95.1	15.00
WRN-28-10 + L_∞ 4/255	89.3	37.3
WRN-28-10 + L_∞ 4/255 + PixMix	91.4	45.1
WRN-28-10 + L_∞ 8/255	84.3	41.4
WRN-28-10 + L_∞ 8/255 + PixMix	87.1	47.4

Table 15: **PixMix and L_p training.** We compare UA2 performance on CIFAR-10 of models trained with PixMix and adversarial training. Combining PixMix with adversarial training results in large improvements in UA2, demonstrating an exciting future direction for improving unforeseen robustness. All numbers denote percentages, and L_∞ training was performed with the TRADES algorithm.

Attack Name	Correct	Corrupted or Ambiguous
Clean	95.4	4.2
Elastic	92.0	2.0
Gabor	93.4	4.0
Glitch	80.2	16.0
JPEG	93.4	0.6
Kaleidoscope	93.0	6.2
Pixel	92.6	1.8
Snow	90.0	3.2
Wood	91.4	1.8
Adversarial images average	91.2	4.5

Table 16: **Results of user study.** We run a user study on the 200 class subset of ImageNet presented as part of ImageNet-R (Hendrycks et al., 2021), assessing the multiple-choice classification accuracy of human raters, allowing raters to choose certain images as corrupted. We use 4 raters per label and take a majority vote, finding high classification accuracy across all attacks.

I HUMAN STUDY OF SEMANTIC PRESERVATION

We ran user studies to compare the difficulties of labeling the adversarial examples compared to the clean examples. We observe that under our distribution of adversaries users experience a 4.2% drop in the ability to classify. This highlights how overall humans are still able to classify over 90% of the images, implying that the attacks have not lost the semantic information, and hence that models still have room to grow before they match human-level performance on our benchmark.

In line with ethical review considerations, we include the following information about our human study:

- **How were participants recruited?** We made use of the surgehq.ai platform to recruit all participants.
- **How were the participants compensated?** Participants were paid at a rate of \$0.05 per label, with an average rating time of 4 seconds per image—ending at an average rate of roughly \$45 hour.
- **Were participants given the ability to opt out?** All submissions were voluntary.
- **Were participants told of the purpose of their work?** Participants were told that their work was being used to “validate machine learning model performance”.
- **Was any data or personal information collected from the participants?** No personal data was collected from the participants.
- **Was there any potential risks done to the participants?** Although some ImageNet classes are sometimes known to contain elicit or unwelcome content Prabhu (2019). Our 100-class subset of ImageNet purposefully excludes such classes, and as such participants were not subject to any undue risks or personal harms.

Adversarial Images Classification

This work is used to validate machine learning model performance and your participation is voluntary. You're free to stop the task at any point in time. You'll be shown an image. One of the labels is indeed present in the image please select the correct one. If you're unfamiliar with a label take a second to search for it on google images. Please let us know if this happens often.

The image may however be too corrupted in which case select that it is too corrupted. **Please avoid using corrupted label unless necessary.**

Thanks!



Select which label is present in the image or if the image is too corrupted.

- ☐ Granny Smith (type of eating apple)
- ☐ pretzel (type of pretzel)
- ☐ pufferfish (type of fish)
- ☐ saxophone (type of musical instrument)
- ☐ accordion (type of musical instrument)
- ☐ Image is too corrupted

Next preview

Figure 21: Interface of participants. We demonstrate the interface which was provided to the participants of the study, involving the selection of correct classes from our 100-class subset of ImageNet.

This work is used to validate machine learning model performance and your participation is voluntary. You're free to stop the task at any point in time. You'll be shown an image. One of the labels is indeed present in the image please select the correct one. If you're unfamiliar with a label take a second to search for it on google images. Please let us know if this happens often.

The image may however be too corrupted in which case select that it is too corrupted. Please avoid using corrupted label unless necessary. Thanks!

Figure 22: Instructions given to the participants. Above is a list of the instructions which were given to the participants in the human study.

J CORRELATION OF L_p ROBUSTNESS AND ImageNet-UA

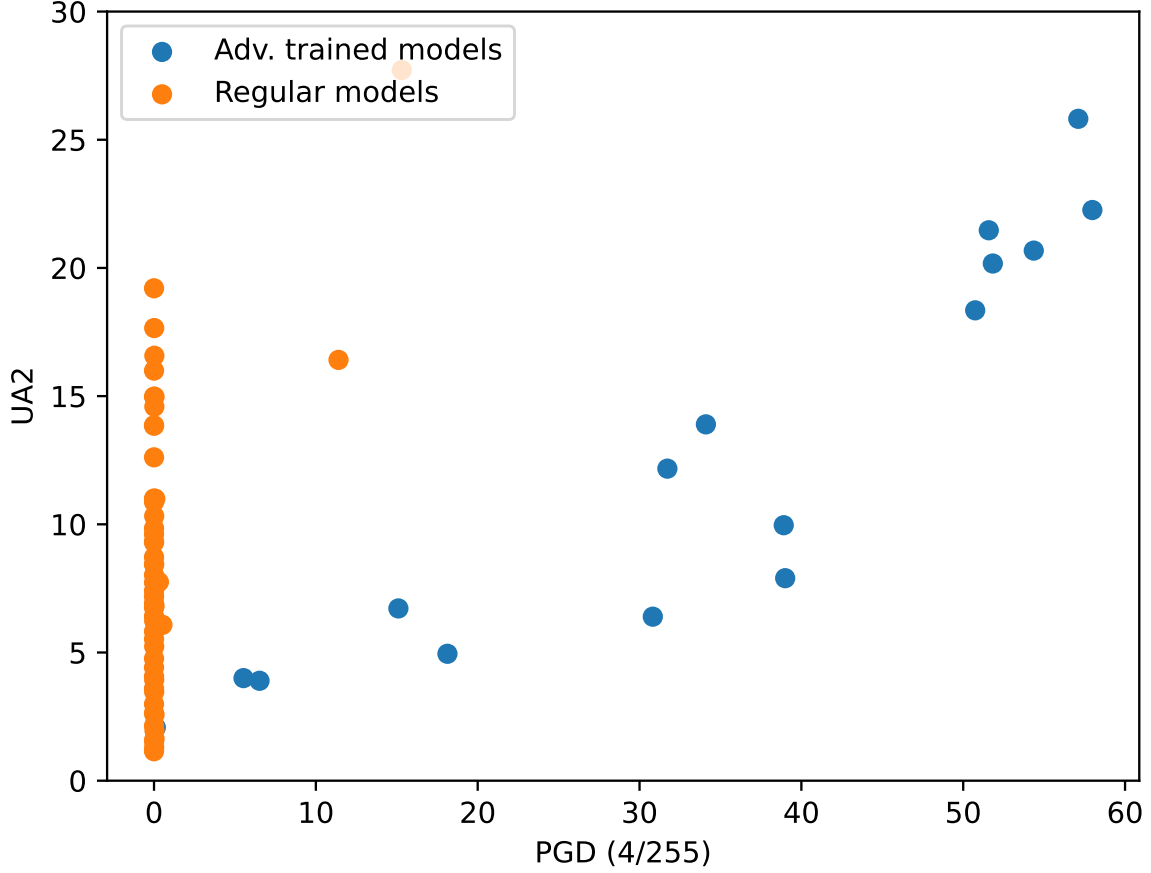


Figure 23: L_p robustness correlates with UA2. Across our benchmark, for adversarially trained models L_p robustness correlates with UA2 - however, several models trained without adversarial training still improve on UA2.

K GRID SEARCH VS. GRADIENT-BASED SEARCH

Optimisation Technique	UA2
Randomized grid search	74.1
Gradient-based search (ours)	7.2

Table 17: **Comparing gradient-based search to grid-based search** We compare the performance of optimising with a randomised grid-based search using 1000 forward-passes per datapoint, finding that our gradient-based methods perform a lot better than this compute-intensive baseline.

L TRANSFER ATTACKS

Appendix L shows the transfer-attack performances across various source and target models based on 1000 test samples. We observe that while the transfer attacks are not as effective as white-box attacks, they consistently outperform baseline unoptimized attacks where the perturbations are randomly initialized (Appendix L).

	Clean Acc.	PGD	UA2	JPEG	Elastic	Wood	Glitch	Kal.	Pixel	Snow	Gabor
ResNet50 (source model)	75.2	0	13.2	0	22.2	30.8	10	4.3	4.8	3.1	30.4
ViT-small Patch16 ImageNet1K	78.5	73.1	59.99	75	62.7	69.9	46	48	62.8	55.5	60
ConvNeXt-V2-tiny ImageNet1K	82.1	74.8	67.66	77.1	69	75.9	54	60	73.6	65.2	66.5
Swin-small ImageNet1K + L_∞ 4/255	71.1	70.6	50.39	70.9	56.7	65.8	34.8	10.7	59.3	48.4	56.5
ResNet50	75.2	67.9	43.19	70.1	53.1	57.7	30.1	5.4	53.3	38.1	37.7
ViT-small Patch16 ImageNet1K (source model)	78.5	0	6.51	0	8.2	12.7	0.5	4.7	2.1	0.8	23.1
ConvNeXt-V2-tiny ImageNet1K	82.1	75.7	67.3	78.6	68.5	72.8	56.4	59.9	70.1	65.1	67
Swin-small ImageNet1K + L_∞ 4/255	71.1	70.5	50.11	70.9	57.1	65.1	35	10.8	59.5	48	54.5
ResNet50	75.2	67.8	42.06	68.3	51	55.7	31.7	5.8	51.7	32.1	40.2
ViT-small Patch16 ImageNet1K	78.5	74.7	57.31	75	60	69	42	46.8	57.2	50.2	58.3
ConvNeXt-V2-tiny ImageNet1K (source model)	82.1	0	12.15	0	23.2	22.3	7.4	3.5	6	0.6	34.2
Swin-small ImageNet1K + L_∞ 4/255	71.1	71.2	50.1	71.2	56.1	65	37.8	10.7	59.1	45	55.9
ResNet50	75.2	64	36.95	61.8	42.5	57.8	15.6	5.4	45.3	29.2	38
ViT-small Patch16 ImageNet1K	78.5	66.9	53.3	70.6	51.4	68.2	23.8	47.1	58.4	44.2	62.7
ConvNeXt-V2-tiny ImageNet1K	82.1	75.5	65.26	75.7	64.7	74.5	46.1	58.2	72.3	63.6	67
Swin-small ImageNet1K + L_∞ 4/255 (source model)	71.1	53.8	21.4	42	17.9	42.3	5.1	5.1	7.6	3.4	47.8

Table 18: Transfer attack performance

	Clean Acc.	PGD	UA2	JPEG	Elastic	Wood	Glitch	Kal.	Pixel	Snow	Gabor
ResNet50	75.2	74.1	56.44	74.3	62.8	55.7	55.8	6.3	74.1	74.8	47.7
ViT-small Patch16 ImageNet1K	78.5	78	69.19	78	70.2	70.2	65.4	47.7	77.3	78.6	66.1
ConvNeXt-V2-tiny ImageNet1K	82.1	82.2	74.74	82.2	75.2	74.4	69.7	60.7	81.5	81.4	72.8
Swin-small ImageNet1K + L_∞ 4/255	71.1	71.3	58.19	71.6	62	63.4	58	10.2	70.9	71.7	57.7

Table 19: Unoptimized attack performance

M X-RISK SHEET

We provide an analysis of how our paper contributes to reducing existential risk from AI, following the framework suggested by ?. Individual question responses do not decisively imply relevance or irrelevance to existential risk reduction.

M.1 LONG-TERM IMPACT ON ADVANCED AI SYSTEMS

In this section, please analyze how this work shapes the process that will lead to advanced AI systems and how it steers the process in a safer direction.

1. **Overview.** How is this work intended to reduce existential risks from advanced AI systems?
Answer: This work explores robustness of neural networks to unforeseen forms of optimization pressure. Advanced AI systems may be highly effective and creative optimizers, capable of carrying out “zero-day” attacks on software systems and other AIs alike. Improving the robustness of AIs to unforeseen attacks may protect them against powerful adversaries seeking to break them. In some cases, this could reduce existential risk. For example, biothreat screening tools could leverage classifiers that are robust to unforeseen attacks to resist highly advanced attempts at evading detection. Additionally, neural network proxy objectives that lack robustness to optimization pressure could lead to catastrophic outcomes if optimized to an extreme degree (?).
2. **Direct Effects.** If this work directly reduces existential risks, what are the main hazards, vulnerabilities, or failure modes that it directly affects?
Answer: This work directly reduces risks from proxy gaming and bioterrorism (via improved robustness of screening tools).

3. **Diffuse Effects.** If this work reduces existential risks indirectly or diffusely, what are the main contributing factors that it affects?
Answer: By focusing on unforeseen attacks, or work encourages a security mindset that recognizes a multitude of potential vulnerabilities, including ones that have not been considered yet. By proposing a safety benchmark, we hope to improve safety culture and the amount of safety research in the ML community.
4. **What's at Stake?** What is a future scenario in which this research direction could prevent the sudden, large-scale loss of life? If not applicable, what is a future scenario in which this research direction be highly beneficial?
Answer: Malicious actors could use advanced AIs to help them develop bioweapons that evade most screening and detection mechanisms. Adversarially robust detectors are crucial for mitigating this risk, and robustness to unforeseen attacks is necessary when dealing with advanced AI-assisted design processes.
5. **Result Fragility.** Do the findings rest on strong theoretical assumptions; are they not demonstrated using leading-edge tasks or models; or are the findings highly sensitive to hyperparameters? ☐
6. **Problem Difficulty.** Is it implausible that any practical system could ever markedly outperform humans at this task? ☐
7. **Human Unreliability.** Does this approach strongly depend on handcrafted features, expert supervision, or human reliability? ☐
8. **Competitive Pressures.** Does work towards this approach strongly trade off against raw intelligence, other general capabilities, or economic utility? ☒

M.2 SAFETY-CAPABILITIES BALANCE

In this section, please analyze how this work relates to general capabilities and how it affects the balance between safety and hazards from general capabilities.

9. **Overview.** How does this improve safety more than it improves general capabilities?
Answer: We propose a benchmark that enables quantifying differential progress on robustness to unforeseen adversaries relative to clean accuracy. We find that methods improving clean accuracy also improve unforeseen robustness, but some methods do provide differential improvements to UA2, including adversarial training and data augmentation. Adversarial robustness is widely considered to be in tension with clean accuracy. In particular, improving robustness through adversarial training reduces clean accuracy. Thus, developing methods to improve unforeseen robustness is unlikely to substantially improve general capabilities as well.
10. **Red Teaming.** What is a way in which this hastens general capabilities or the onset of x-risks?
Answer: Improving the robustness of proxy objectives to optimization pressure could improve the effectiveness of reward-based fine-tuning of AI systems, which would improve general capabilities as well as safety.
11. **General Tasks.** Does this work advance progress on tasks that have been previously considered the subject of usual capabilities research? ☐
12. **General Goals.** Does this improve or facilitate research towards general prediction, classification, state estimation, efficiency, scalability, generation, data compression, executing clear instructions, helpfulness, informativeness, reasoning, planning, researching, optimization, (self-)supervised learning, sequential decision making, recursive self-improvement, open-ended goals, models accessing the Internet, or similar capabilities? ☐
13. **Correlation with General Aptitude.** Is the analyzed capability known to be highly predicted by general cognitive ability or educational attainment? ☐
14. **Safety via Capabilities.** Does this advance safety along with, or as a consequence of, advancing other capabilities or the study of AI? ☐

M.3 ELABORATIONS AND OTHER CONSIDERATIONS

15. **Other.** What clarifications or uncertainties about this work and x-risk are worth mentioning?
Answer: Regarding Q8, adversarial training reduces clean accuracy while improving robustness to unforeseen adversaries. However, we also find that other methods can improve robustness to

unforeseen adversaries without trading off clean accuracy. Thus, there may be ways of achieving high robustness to unforeseen adversaries without trading off significant amounts of clean accuracy. However, these methods may still incur an overhead cost in terms of compute resources.