

# Fractal dimension of critical curves in the $O(n)$ -symmetric $\phi^4$ -model and crossover exponent at 6-loop order: Loop-erased random walks, self-avoiding walks, Ising, XY and Heisenberg models

Mikhail Kompaniets<sup>1</sup> and Kay Jörg Wiese<sup>2</sup>

<sup>1</sup> Saint Petersburg State University, 7/9 Universitetskaya nab., Saint Petersburg 199034, Russia.

<sup>2</sup> CNRS-Laboratoire de Physique de l'Ecole Normale Supérieure, ENS, Université PSL, Sorbonne Université, Université Paris-Diderot, Sorbonne Paris Cité, 24 rue Lhomond, 75005 Paris, France.

We calculate the fractal dimension  $d_f$  of critical curves in the  $O(n)$  symmetric  $(\vec{\phi}^2)^2$ -theory in  $d = 4 - \epsilon$  dimensions at 6-loop order. This gives the fractal dimension of loop-erased random walks at  $n = -2$ , self-avoiding walks ( $n = 0$ ), Ising lines ( $n = 1$ ), and XY lines ( $n = 2$ ), in agreement with numerical simulations. It can be compared to the fractal dimension  $d_f^{\text{tot}}$  of all lines, i.e. backbone plus the surrounding loops, identical to  $d_f^{\text{tot}} = 1/\nu$ . The combination  $\phi_c = d_f/d_f^{\text{tot}} = \nu d_f$  is the crossover exponent, describing a system with mass anisotropy. Introducing a novel self-consistent resummation procedure, and combining it with analytic results in  $d = 2$  allows us to give improved estimates in  $d = 3$  for all relevant exponents at 6-loop order.

## I. INTRODUCTION AND SUMMARY

Critical exponents for the  $O(n)$ -model have been calculated for many years, using high-temperature series expansions [1–7], an expansion<sup>1</sup> in  $d = 4 - \epsilon$ , [8–19], field theory in dimension  $d = 3$  [20–22], Monte Carlo simulations [23–27], exact results in dimension  $d = 2$  [28–31], or the conformal bootstrap [32–35]. Most of these methods rely on some resummation procedure [10, 36, 37]. The main exponents are the decay of the 2-point function at  $T_c$

$$\langle \phi(x)\phi(0) \rangle \sim |x|^{2-d-\eta}, \quad (1)$$

and the divergence of the correlation length  $\xi$  as a function of  $T - T_c$

$$\xi \sim |T - T_c|^{-\nu}. \quad (2)$$

Other exponents are related to these [11], as the divergence of the specific heat

$$c \sim |T - T_c|^{-\alpha}, \quad \alpha = 2 - \nu d, \quad (3)$$

the magnetization  $M$  below  $T_c$

$$M \sim (T_c - T)^\beta, \quad \beta = \frac{\nu}{2}(d - 2 + \eta), \quad (4)$$

the susceptibility  $\chi$ ,

$$\chi \sim |T - T_c|^{-\gamma}, \quad \gamma = \nu(2 - \eta), \quad (5)$$

and the magnetization at  $T_c$  in presence of a magnetic field  $h$ ,

$$M \sim h^{1/\delta}, \quad \delta = \frac{d + 2 - \eta}{d - 2 + \eta}. \quad (6)$$

The renormalization-group treatment starts from the  $\phi^4$  theory with  $O(n)$  symmetry,

$$\mathcal{S} = \int_x \frac{m_0^2}{2} \vec{\phi}_0(x)^2 + \frac{1}{2} [\nabla \vec{\phi}_0(x)]^2 + g_0 \frac{16\pi^2}{4!} [\vec{\phi}_0(x)^2]^2, \quad (7)$$

where  $\vec{\phi}_0(x) \in \mathbb{R}^n$ . The index 0 indicates bare quantities. The renormalized action is

$$\mathcal{S} = \int_x Z_1 \frac{m^2}{2} \vec{\phi}(x)^2 + \frac{Z_2}{2} [\nabla \vec{\phi}(x)]^2 + Z_4 \frac{16\pi^2}{4!} g\mu^\epsilon [\vec{\phi}(x)^2]^2. \quad (8)$$

The relation between bare and renormalized quantities reads

$$\vec{\phi}_0(x) = \sqrt{Z_2} \vec{\phi}(x) =: Z_\phi \vec{\phi}(x), \quad (9)$$

$$m_0^2 = \frac{Z_1}{Z_2} m^2 =: Z_{m^2} m^2, \quad (10)$$

$$g_0 = \frac{Z_4}{Z_2^2} g\mu^\epsilon =: Z_g g\mu^\epsilon. \quad (11)$$

Using perturbation theory in  $g_0$ , counter-terms are identified to render the theory UV finite. In dimensional regularization and minimal subtraction [38], the  $Z$ -factors only depend on  $g$  and  $\epsilon$ , and admit a Laurent series expansion of the form

$$Z_i = Z_i(g, \epsilon) = 1 + \sum_{k=1}^{\infty} \frac{Z_{i,k}(g)}{\epsilon^k}. \quad (12)$$

Each  $Z_{i,k}(g)$  is a power-series in the coupling  $g$ , starting at order  $g^k$ , or higher.

Three renormalization (RG) functions can be constructed out of the three  $Z$ -factors. The  $\beta$ -function, quantifying the flow of the coupling constant, reads

$$\beta(g) := \mu \frac{\partial g}{\partial \mu} \Big|_{g_0} = \frac{-\epsilon g}{1 + g \frac{\partial \ln(Z_g)}{\partial g}}. \quad (13)$$

The RG functions associated to the anomalous dimensions are defined as

$$\gamma_i(g) := \mu \frac{\partial}{\partial \mu} \ln(Z_i) = \beta(g) \frac{\partial}{\partial g} \ln(Z_i(g)). \quad (14)$$

To leading order, the expansion of the  $\beta$  function is

$$\beta(g) = -\epsilon g + \frac{n+8}{3} g^2 + \mathcal{O}(g^3). \quad (15)$$

Thus, at least for  $\epsilon$  small, there is a fixed point with  $\beta(g_*) = 0$  at

$$g_* = \frac{3\epsilon}{n+8} + \mathcal{O}(\epsilon^2). \quad (16)$$

<sup>1</sup> In this paper we use  $d = 4 - \epsilon$  which is more common for statistical physics, while the original six-loop calculations [8–10] were performed in space dimension  $d = 4 - 2\epsilon$  which is used in high-energy physics.

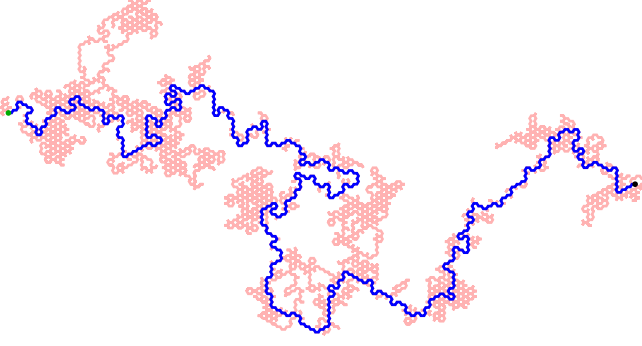


FIG. 1. Example of a loop-erased random walk on the hexagonal lattice with 3000 steps, starting at the black point to the right and arriving at the green point to the left.

It is infrared (IR) attractive, thus governs the properties of the system at large scales. This is formally deduced from the *correction-to-scaling* exponent  $\omega$ , defined as

$$\omega := \beta'(g_*) = \epsilon + \mathcal{O}(\epsilon^2). \quad (17)$$

The exponents  $\nu$  and  $\eta$  are obtained from the remaining RG functions

$$\eta = 2\gamma_\phi(g_*) \equiv \gamma_2(g_*) \quad (18)$$

$$\nu^{-1} = 2 + \gamma_{m^2}(g_*) \equiv 2 + \gamma_1(g_*) - \eta. \quad (19)$$

Since  $g_* = \mathcal{O}(\epsilon)$ , the perturbative expansion in  $g$  is turned into a perturbative expansion in  $\epsilon$ . While the exponents  $\nu$  and  $\eta$  are well-defined in the critical theory, it is not clear whether  $\omega$  can be obtained from the critical theory as well.

A different class of exponents concerns geometrical objects as the fractal dimension of lines. An example is the self-avoiding polymer, also known as self-avoiding walk (SAW), whose radius of gyration  $R_g$  scales with its microscopic length  $\ell$  as

$$R_g^{\text{SAW}} \sim \ell^\nu. \quad (20)$$

Its fractal dimension is

$$d_f^{\text{SAW}} = \frac{1}{\nu}. \quad (21)$$

In general, however,  $\nu$  does not yield the scaling of critical curves, but of the ensemble of all loops. This can be seen for the loop-erased random walk depicted in Fig. 1. It is constructed by following a random walk at time  $t$ , for all  $t \leq \mathcal{T}$ . Whenever the walk comes back to a site it already visited, the ensuing loop is erased [39]. The remaining simple curve (blue on Fig. 1) is the loop-erased random walk (LERW). The trace of the underlying random walk (RW) is depicted in red (for the erased parts) and blue (for the non-erased part). Its fractal dimension is (see e.g. [40] Theorem 8.23)

$$d_f^{\text{RW}} = 2 \quad (22)$$

in all dimensions  $d \geq 2$ , and its radius of gyration scales as

$$R_g^{\text{RW}} \sim T^\nu, \quad \nu = \frac{1}{2}. \quad (23)$$

The same scaling holds (by construction) for LERWs,

$$R_g^{\text{LERW}} \sim T^\nu, \quad \nu = \frac{1}{2}, \quad (24)$$

but this does not tell us anything about its fractal dimension, i.e. the blue curve, which in  $d = 2$  is [41]

$$d_f^{\text{LERW}} = \frac{5}{4}. \quad (25)$$

The latter appears in the scaling of the radius of gyration with the backbone length, i.e.

$$R_g^{\text{LERW}} \sim \ell^{1/d_f}, \quad (26)$$

or can be extracted by measuring the backbone length  $\ell$  as a function of time,

$$\ell \sim T^{\phi_c}, \quad \phi_c = \nu d_f. \quad (27)$$

While the function  $\gamma_{m^2}$  gives us the RG-flow of the operator

$$\mathcal{E}(x) := \frac{1}{n} \sum_{i=1}^n \phi_i^2(x), \quad (28)$$

there is a second  $O(n)$ -invariant operator bilinear in  $\phi$ , namely the traceless tensor operator

$$\tilde{\mathcal{E}}_{ij}(x) := \phi_i(x)\phi_j(x) - \delta_{ij}\mathcal{E}(x). \quad (29)$$

By construction

$$\sum_i \tilde{\mathcal{E}}_{ii}(x) = 0. \quad (30)$$

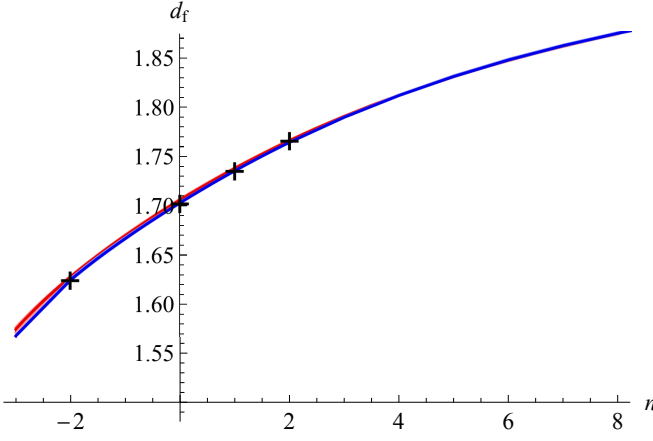
Now consider the insertion of operators  $\mathcal{E}$  and  $\tilde{\mathcal{E}}$  into an expectation value. More specifically, insert (we choose normalizations convenient for the calculations)

$$\mathcal{E} := \frac{1}{2} \int_y \sum_i \phi_i^2(y) \quad (31)$$

into a diagram in perturbation theory of the form

$$\left\langle \phi_1(x)\phi_1(z) \int_y \sum_i \frac{1}{2} \phi_i^2(y) e^{-S} \right\rangle =$$

$$-g \left[ \text{diagram 1} \right] - g \left[ \text{diagram 2} \right] - g \left[ \text{diagram 3} \right] - g \left[ \text{diagram 4} \right] - g \left[ \text{diagram 5} \right] + \dots \quad (32)$$



$d_f$	$n$	SC	KP17	simulation
LERW	-2	1.6243(10)	1.623(6)	1.62400(5) [45]
SAW	0	1.7027(10)	1.7025(7)	1.701847(2) [24]
Ising	1	1.7353(10)	1.7352(6)	1.7349(65) [46]
XY	2	1.7644(10)	1.7642(3)	1.7655(20) [46, 47]

FIG. 2. Fractal dimensions of lines in dimension  $d = 3$ . Two expansions are shown: direct (in red) and expansion for  $1/d_f$  (blue). The table compares our values to results from the literature.

All contributions up to 1-loop order are drawn: On the first line is the free-theory contribution. The insertion of  $\int_y \sum_i \frac{1}{2} \phi_i^2(y)$  gives the length (in time) of the free propagator. On the second line are the first type of 1-loop contributions, with the insertion of  $\int_y \sum_i \frac{1}{2} \phi_i^2(y)$  twice in an outer line, once in a loop. On the third and fourth line are the remaining 1-loop contributions, with the red loop counting a factor of  $n$ . This stems from our graphical convention to note the  $(\vec{\phi}^2)^2$ -vertex as

$$(\vec{\phi}^2)^2 = \begin{array}{c} | \\ \bullet \\ | \end{array} \begin{array}{c} | \\ \bullet \\ | \end{array} ; \quad (33)$$

contracting the two right-most lines leads to a free summation  $\sum_i$ , i.e. a factor of  $n$  indicated in red above.

These perturbative corrections are in one-to-one correspondence to diagrams in the high-temperature lattice expansion, where in appropriate units  $g$  is set to 1. Both expansions yield the total length of all lines, be it propagator or loop.

As the insertion of  $\frac{1}{2} \int_y \sum_i \phi_i^2(y)$  can be generated by deriving the action (7) w.r.t. the mass, the fractal dimension of all lines is related to  $\nu$  as in Eq. (21) via

$$d_f^{\text{tot}} = \frac{1}{\nu} = 2 + \gamma_1(g_*) - \eta. \quad (34)$$

We are now in a position to evaluate the fractal dimension of the blue line, also termed *propagator line* or *backbone*, i.e. excluding loops: This is achieved by inserting an operator proportional to  $\tilde{\mathcal{E}}_{ij}$ . To be specific, we consider the insertion of

$$\tilde{\mathcal{E}} := \frac{1}{2} \int_y \phi_1^2(y) - \phi_2^2(y). \quad (35)$$

This is, with a normalization convenient for our calculations, the integrated form of  $\tilde{\mathcal{E}}_{11} - \tilde{\mathcal{E}}_{22}$  defined in Eq. (29). When evaluated in a line with index “1” (the correlation function of  $\langle \phi_1 \phi_1 \rangle$ ), i.e. in the blue line in Eq. (32) which is connected to the two external points, the result is the same as for the insertion (31). On the other hand, when inserted into a loop (drawn in red), where the sum over indices is unrestricted, it vanishes.

Let us give some background information: In the  $O(n)$ -model, the number of components  $n$  is a priori a positive integer, but can analytically be continued to arbitrary  $n$ . Two non-positive values of  $n$  merit special attention:  $n = 0$  corresponds to self-avoiding polymers, as shown by De Gennes [42]. Here the propagator line (in blue) is interpreted as the self-avoiding polymer, and the red loops are absent. Focusing on lattice configurations with one self-intersection, see Eq. (32), the choice of  $g = 1$  cancels the free-theory result, giving total weight 0 for self-intersecting paths – as expected. The second case of interest is  $n = -2$ , and corresponds to loop-erased random walks [43, 44]. Here all perturbative terms  $\sim g$  cancel, as the propagator of a loop-erased random walk is identical to that of a random walk. To our advantage, we can equivalently use the cancelation of the first two lines (as for self-avoiding polymers). Then the random walk is redrawn in a way making visible the loop-erased random walk (in blue) and the erased loop (in red), allowing to extract the fractal dimension of the loop-erased random walk via the operator  $\tilde{\mathcal{E}}$  as given in Eq. (35). For details, we refer to Refs. [43, 44].

The operator  $\tilde{\mathcal{E}}$  can be renormalized multiplicatively, by considering the insertion

$$\delta S = \lambda \frac{Z_{\tilde{\mathcal{E}}}}{2} \int_y \phi_{0,1}^2(y) - \phi_{0,2}^2(y), \quad (36)$$

where  $\phi_{0,i}$  denotes the  $i$ -th component of the bare field  $\phi_0$ . As a result, the fractal dimension of the propagator (or backbone) line is given by

$$d_f = 2 + \gamma_{\tilde{\mathcal{E}}}(g_*) - \eta, \quad (37)$$

$$\gamma_{\tilde{\mathcal{E}}} := \mu \frac{\partial}{\partial \mu} \ln(Z_{\tilde{\mathcal{E}}}) = \beta(g) \frac{\partial}{\partial g} \ln(Z_{\tilde{\mathcal{E}}}(g)). \quad (38)$$

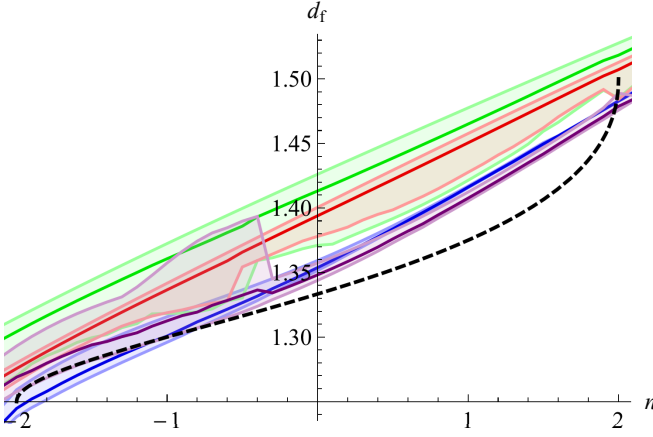
The explicit result to 6-loop order is given below in Eq. (41). In the literature [11, 43, 48–50] one also finds the ratio

$$\phi_c(n) := \nu d_f \equiv \frac{d_f}{d_f^{\text{tot}}} \equiv \frac{2 + \gamma_{\tilde{\mathcal{E}}}(g_*) - \eta}{2 + \gamma_1(g_*) - \eta}. \quad (39)$$

It is known as *crossover exponent*, since it describes the crossover from a broken symmetry  $O(k)$ ,  $k < n$ , to  $O(n)$ . We will review this in section IV below. Since for  $n = 0$  all loops are absent, the two fractal dimensions coincide. For positive  $n$ , the fractal formed by backbone plus loops is larger than the backbone, and we expect  $d_f^{\text{tot}} > d_f$ . Translated to  $\phi_c(n)$  this implies

$$\phi_c(0) = 1, \quad \phi'_c(n) > 0. \quad (40)$$

The last relation, which is stronger than  $d_f^{\text{tot}} > d_f$  is expected since the derivative w.r.t.  $n$  counts loops which are added to the fractal when increasing  $n$ , which should be positive.



$d_f$	$n$	SC	KP17	CFT
LERW	-2	1.244(6)	1.188(55)	$5/4 = 1.25$
SAW	0	1.354(5)	1.350(8)	$4/3 \simeq 1.333$
Ising	1	1.416(1)	1.413(7)	$11/8 = 1.375$
XY	2	1.482(1)	1.480(4)	$3/2 = 1.5$

FIG. 3. The fractal dimension of lines in dimension  $d = 2$ , as extracted from field theory (colored), and compared to exact results (black dashed line). The different curves are from resummation of  $d_f$  (blue),  $d_f^{-1}$  (red),  $d_f^2$  (cyan), and  $d_f^{-2}$  (green). The table compares the result of our different schemes, with the direct expansion of  $d_f$  used for SC. Note that the error given is the error of the expansion in one scheme. Comparing different expansion schemes, we estimate the overall error to be of order 0.05.

Let us now turn to a comparison of the fractal dimension given by Eq. (37) with numerical simulations. There are four systems for which simulations are available (summarized in Fig. 2).

- (i) loop-erased random walks: As shown in [43] this is

given by  $n = -2$ , in all dimensions.

- (ii) self-avoiding polymers:  $n = 0$ . Here  $d_f \equiv 1/\nu$ .

- (iii) Ising model:  $n = 1$ .

- (iv) XY-model:  $n = 2$ .

Simulations for the Ising and XY model are performed on the lattice [46, 47], by considering the high-temperature expansion which allows the authors to distinguish between propagator lines and loops, similar to our discussion of the perturbative expansion (32).

In all cases, the agreement of our RG results with simulations in  $d = 3$  is excellent, firmly establishing that the appropriate operator was identified. In dimension  $d = 2$  (shown on Fig. 3), different resummation procedures (see below) yield different results, showing that extrapolations down to  $d = 2$  are difficult. This can be understood from the non-analytic behavior of the exact result close to  $n = \pm 2$ . It is even more pronounced for the exponent  $\nu$  (see figure 11 below), which diverges with a square-root singularity at  $n = 2$ . We will come back to this issue in section VI.

The remainder of this article is organized as follows: In section II we give the explicit result for the new RG-function  $\gamma_{\bar{\epsilon}}$ . Section III introduces a self-consistent resummation procedure as a (fast) alternative to the elaborate scheme of Ref. [10]. In the next two sections we discuss in more detail the dimension of curves, and their relation to the *crossover exponent* (section IV) and loop-erased random walks (section V). Section VI tests the  $\epsilon$ -expansion against analytic results in dimension  $d = 2$ , allowing us to identify the most suitable variables for the resummation procedure. This allows us to give in section VII improved predictions for all relevant exponents in dimension  $d = 3$ . Section VIII makes the connection to known results from the large- $n$  expansion, which serves as a non-trivial test of our results. We conclude in section IX.

## II. THE RG FUNCTION $\gamma_{\bar{\epsilon}}$

The RG function  $\gamma_{\bar{\epsilon}}$  to 6-loop order, evaluated at the fixed point, reads (with  $d = 4 - \epsilon$ )

$$\begin{aligned}
 \gamma_{\bar{\epsilon}} = & -\frac{2\epsilon}{n+8} + \epsilon^2 \left[ \frac{(n^2 - 4n - 36)}{(n+8)^3} \right] + \epsilon^3 \left[ \frac{24(5n+22)\zeta_3}{(n+8)^4} + \frac{n^4 + 45n^3 + 190n^2 - 144n - 1568}{2(n+8)^5} \right] \\
 & + \epsilon^4 \left[ -\frac{80(2n^2 + 55n + 186)\zeta_5}{(n+8)^5} + \frac{18(5n+22)\zeta_4}{(n+8)^4} - \frac{(n^5 + 16n^4 + 808n^3 + 3624n^2 - 6240n - 30528)\zeta_3}{2(n+8)^6} \right. \\
 & \left. + \frac{2n^6 + 135n^5 + 3672n^4 + 26568n^3 + 87528n^2 + 123264n + 6016}{8(n+8)^7} \right] \\
 & + \epsilon^5 \left[ \frac{882(14n^2 + 189n + 526)\zeta_7}{(n+8)^6} - \frac{100(2n^2 + 55n + 186)\zeta_6}{(n+8)^5} - \frac{4(5n^4 + 6n^3 + 3444n^2 + 26824n + 46752)\zeta_3^2}{(n+8)^7} \right]
 \end{aligned}$$

$$\begin{aligned}
& + \frac{(895n^4 + 20194n^3 + 73636n^2 - 68712n - 403392) \zeta_5}{(n+8)^7} - \frac{3(n^5 + 16n^4 + 808n^3 + 3624n^2 - 6240n - 30528) \zeta_4}{8(n+8)^6} \\
& + \frac{(n^7 - 36n^6 - 176n^5 - 35336n^4 - 336080n^3 - 842848n^2 + 394624n + 2870528) \zeta_3}{4(n+8)^8} \\
& + \frac{4n^8 + 367n^7 + 13724n^6 + 275384n^5 + 2162776n^4 + 9337408n^3 + 25225728n^2 + 38978560n + 22308864}{32(n+8)^9} \Big] \\
& + \epsilon^6 \Bigg[ - \frac{64(1819n^3 + 97823n^2 + 901051n + 2150774) \zeta_9}{9(n+8)^7} - \frac{512(n^3 + 65n^2 + 619n + 1502) \zeta_3^3}{(n+8)^7} \\
& - \frac{216(42n^3 + 2279n^2 + 21282n + 50512) \zeta_{3,5}}{5(n+8)^7} + \frac{9(28882n^3 + 780579n^2 + 5963882n + 13076112) \zeta_8}{10(n+8)^7} \\
& - \frac{24(59n^4 + 5320n^3 + 62044n^2 + 364256n + 790368) \zeta_3 \zeta_5}{(n+8)^8} \\
& - \frac{(3679n^5 + 605258n^4 + 8044820n^3 + 25012072n^2 - 16957632n - 109427520) \zeta_7}{8(n+8)^8} \\
& - \frac{6(5n^4 + 6n^3 + 3444n^2 + 26824n + 46752) \zeta_3 \zeta_4}{(n+8)^7} + \frac{5(865n^4 + 19342n^3 + 64708n^2 - 109416n - 470976) \zeta_6}{4(n+8)^7} \\
& + \frac{(553n^6 + 9206n^5 + 193932n^4 + 341288n^3 - 11260928n^2 - 64278912n - 99677184) \zeta_3^2}{2(n+8)^9} \\
& + \frac{(-3n^8 - 104n^7 - 13210n^6 - 100464n^5 + 2802392n^4 + 27327488n^3 + 78105408n^2 + 46518912n - 78244864) \zeta_5}{8(n+8)^9} \\
& + \frac{3(n^7 - 36n^6 - 176n^5 - 35336n^4 - 336080n^3 - 842848n^2 + 394624n + 2870528) \zeta_4}{16(n+8)^8} \\
& + \left( n^9 + 100n^8 + 979n^7 + 54758n^6 - 770188n^5 - 15180440n^4 - 80189984n^3 - 169245120n^2 \right. \\
& \quad \left. - 68332544n + 162652160 \right) \frac{\zeta_3}{8(n+8)^{10}} \\
& + \left( 8n^{10} + 927n^9 + 48746n^8 + 1370920n^7 + 22319040n^6 + 172596192n^5 + 774280256n^4 + 2372987392n^3 \right. \\
& \quad \left. + 5281970176n^2 + 7489404928n + 4525309952 \right) \frac{1}{128(n+8)^{11}} \Big] + \mathcal{O}(\epsilon^7) \tag{41}
\end{aligned}$$

This agrees with Kirkham [48] Eq. (12) up to 4-loop order. The constant  $\zeta_{3,5}$  is defined as

$$\zeta_{3,5} := \sum_{1 \leq n < m} \frac{1}{n^3 m^5} \approx 0.037707673. \tag{42}$$

For  $n = -2$  to  $2$ , numerical values of  $\gamma_{\bar{\epsilon}}$  and  $d_f$  are given in table I.

### III. A SELF-CONSISTENT RESUMMATION PROCEDURE

There are many resummation procedures [22, 51]; we show results based on the Borel-resummation method proposed in Ref. [10] and denoted KP17. We also propose a different approach, using a self-consistent (SC) resummation: Consider

an exponent or observable  $\kappa(\epsilon)$ , with series expansion

$$\kappa(\epsilon) = \sum_{n=0}^{\infty} b_n \epsilon^n. \tag{43}$$

Suppose that  $b_n$  has the asymptotic form

$$b_n = c_0 a^n n! n^\alpha. \tag{44}$$

Then

$$r_n := \frac{b_n}{b_{n-1}} \frac{1}{n} \left( \frac{n}{n-1} \right)^\alpha = a + \delta a(n). \tag{45}$$

Further suppose that, with  $c > 0$

$$\delta a(n) = b e^{-cn}. \tag{46}$$

This ansatz can be used to fit the last three elements of the table of  $r_n$  (at 6-loop order this is  $r_2, \dots, r_6$ ) to the three parameters  $a$ ,  $b$ , and  $c$ . The value of  $a$  is our best estimate for the

TABLE I. Numerical values for the 6-loop RG function  $\gamma_{\tilde{\epsilon}}(\epsilon)$  at the fixed point.

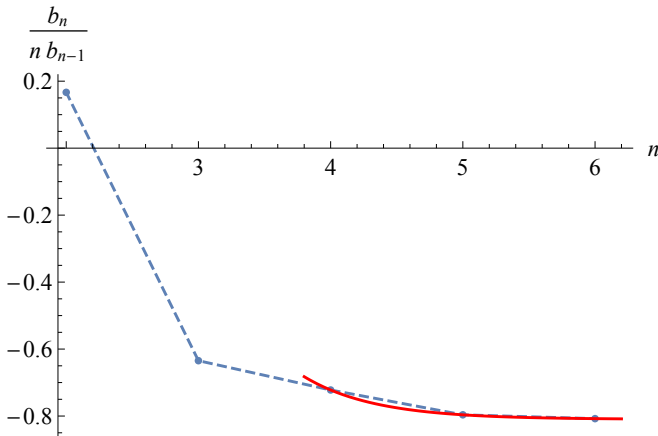
$n$	$\gamma_{\tilde{\epsilon}}(\epsilon)$
-2	$-0.333333\epsilon - 0.111111\epsilon^2 + 0.211568\epsilon^3 - 0.611186\epsilon^4 + 2.43354\epsilon^5 - 11.7939\epsilon^6 + \mathcal{O}(\epsilon^7)$
-1	$-0.285714\epsilon - 0.090379\epsilon^2 + 0.166245\epsilon^3 - 0.416899\epsilon^4 + 1.50701\epsilon^5 - 6.60415\epsilon^6 + \mathcal{O}(\epsilon^7)$
0	$-0.25\epsilon - 0.0703125\epsilon^2 + 0.131027\epsilon^3 - 0.29588\epsilon^4 + 0.982638\epsilon^5 - 3.94648\epsilon^6 + \mathcal{O}(\epsilon^7)$
1	$-0.222222\epsilon - 0.0534979\epsilon^2 + 0.106224\epsilon^3 - 0.218192\epsilon^4 + 0.673348\epsilon^5 - 2.50444\epsilon^6 + \mathcal{O}(\epsilon^7)$
2	$-0.2\epsilon - 0.04\epsilon^2 + 0.088718\epsilon^3 - 0.165781\epsilon^4 + 0.481055\epsilon^5 - 1.67071\epsilon^6 + \mathcal{O}(\epsilon^7)$

TABLE II. Numerical values for the 6-loop fractal dimension  $d_f(\epsilon)$ .

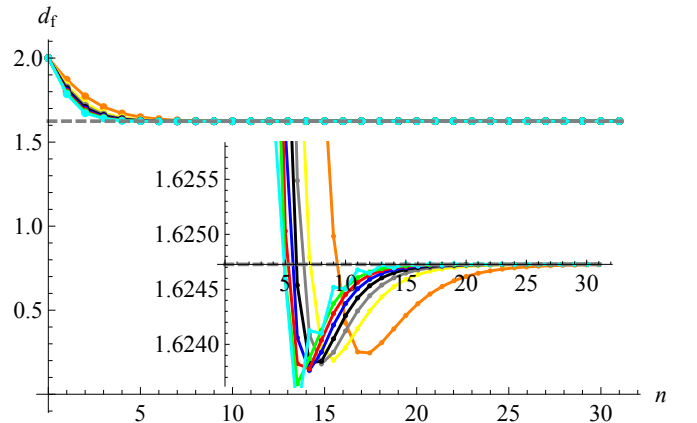
$n$	$d_f(\epsilon)$
-2	$2 - 0.333333\epsilon - 0.111111\epsilon^2 + 0.211568\epsilon^3 - 0.611186\epsilon^4 + 2.43354\epsilon^5 - 11.7939\epsilon^6 + \mathcal{O}(\epsilon^7)$
-1	$2 - 0.285714\epsilon - 0.100583\epsilon^2 + 0.155051\epsilon^3 - 0.410163\epsilon^4 + 1.48492\epsilon^5 - 6.52249\epsilon^6 + \mathcal{O}(\epsilon^7)$
0	$2 - 0.25\epsilon - 0.0859375\epsilon^2 + 0.114425\epsilon^3 - 0.287513\epsilon^4 + 0.956133\epsilon^5 - 3.85575\epsilon^6 + \mathcal{O}(\epsilon^7)$
1	$2 - 0.222222\epsilon - 0.0720165\epsilon^2 + 0.0875336\epsilon^3 - 0.209864\epsilon^4 + 0.647691\epsilon^5 - 2.42316\epsilon^6 + \mathcal{O}(\epsilon^7)$
2	$2 - 0.2\epsilon - 0.06\epsilon^2 + 0.069718\epsilon^3 - 0.157887\epsilon^4 + 0.457846\epsilon^5 - 1.60209\epsilon^6 + \mathcal{O}(\epsilon^7)$

inverse of the branch-cut location in the inverse Borel transform. Having established a fit allows us to estimate the ratios  $r_i$  with  $i$  larger than the order to which we calculated. It in turn fixes  $b_n$  to the same order, in practice up to order 28...40 using double precision, and depending on the series. An example studying the fractal dimension of LERWs is given on Figs. 4 and 5, for  $\alpha = 0$ . In general, the fit (46) is possible only for a certain range of  $\alpha$ . The fit fails if the three chosen ratios  $r_n$  are not monotone, as the exponential function then grows. As a consequence, in this case the SC scheme makes no prediction, and we leave the corresponding table entries empty. Different fitting forms could be proposed and tested, e.g. to account for such a non-monotone behavior. We restricted our tests to an algebraic decay, but no benefit could be extracted from the latter. We believe that the advantage of the ansatz (45) is its fast convergence, which is lost for an ansatz with algebraic decay.

We can still use our freedom to choose  $\alpha$ , which also leads

FIG. 4. The ratios  $r_n$  as given in Eq. (45) for  $\alpha = 0$ , and the fit to Eq. (46).

to different values of the exponential decay  $c$  given in Fig. 6. Our approach is to try with all values of  $\alpha$  for which a fit of the form (46) is feasible. The result is shown on Fig. 7: Apart from error bars of the procedure, we obtain the mid-range and the mean of all obtained exponents as the *centered* and *best* estimates. Note that when the allowed range of  $\alpha$  is small, the estimated error bars are also small, since the estimate varies continuously with  $\alpha$ . Thus a small error bar may indicate a robust series and indeed a small error, or a series which is delicate to resum. As a consequence, error bars of this method have to be taken with a grain of salt. The method of KP17 [10] does not suffer from this artifact.

FIG. 5. Resummation of  $d_f$  for LERWs ( $n = -2$ ) in  $d = 3$ , as a function of the series-order  $n$ , setting  $\alpha = 0$ . One sees that the resummed series converges, for all assumed values of the branch cut, with orange  $z_{bc} = 0.3/a$  to green with  $z_{bc} = 1/a$ , ending with cyan  $z_{bc} = 1.1/a$ , which clearly sits inside the supposed branch cut, which oscillates, and for which only the real part is shown.



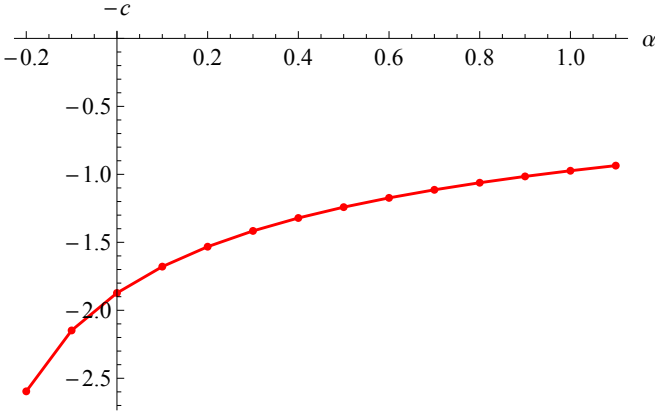


FIG. 6. Minus the exponential decay constant  $c$  from Eq. (46).

TABLE III. Numerical values for the 6-loop  $\phi'_c(0)$ .

$d$	SC	KP17	exact
0	0.70(18)	—	
1	0.44(6)	0.58(12)	
2	0.239(10)	0.262(10)	$\frac{3}{4\pi} \simeq 0.238732$
3	0.0912(7)	0.0925(4)	
4	0	0	0

#### IV. DIMENSION OF CURVES AND CROSSOVER EXPONENT

Following the classic book by Amit [11], (for more references see [48, 50, 52]) the crossover exponent arises for the following question: Consider the anisotropic  $O(n)$  model, where the first  $k < n$  components have a mass  $m_1^2$ , and the remaining  $n - k$  components have a mass  $m_2^2$  (we suppressed the index 0 for the bare objects for convenience of notation)

$$\mathcal{S} = \int_x \frac{m_1^2}{2} \sum_{i=1}^k \phi_i(x)^2 + \frac{m_2^2}{2} \sum_{i=k+1}^n \phi_i(x)^2 + \frac{1}{2} [\nabla \vec{\phi}(x)]^2 + \frac{16\pi^2}{4!} g [\vec{\phi}(x)^2]^2. \quad (47)$$

sion  $d_f$  of the backbone, as given in Eq. (37). The denominator is  $\nu^{-1} = d_f^{\text{tot}}$ , as introduced in Eq. (19). This allows us to rewrite  $\phi_c$  as in Eq. (39) as

$$\phi_c = \frac{d_f}{d_f^{\text{tot}}} = \nu d_f. \quad (55)$$

Its series expansion reads

$$\begin{aligned} \phi_c = 1 &+ \frac{\epsilon n}{2(n+8)} + \frac{\epsilon^2 n (n^2 + 24n + 68)}{4(n+8)^3} + \epsilon^3 \left[ -\frac{6n(5n+22)\zeta_3}{(n+8)^4} + \frac{n(n^4 + 48n^3 + 788n^2 + 3472n + 5024)}{8(n+8)^5} \right] \\ &+ \epsilon^4 \left[ \frac{20n(2n^2 + 55n + 186)\zeta_5}{(n+8)^5} - \frac{9n(5n+22)\zeta_4}{2(n+8)^4} - \frac{n(n^4 - 13n^3 + 544n^2 + 4716n + 8360)\zeta_3}{(n+8)^6} \right. \\ &\left. + \frac{n(n^6 + 72n^5 + 2085n^4 + 28412n^3 + 147108n^2 + 337152n + 306240)}{16(n+8)^7} \right] \end{aligned}$$

This form arises in mean-field theory, when coarse graining a  $n$ -component model with anisotropy. Consider  $m_1^2 < m_2^2$ , i.e.  $\lambda := m_2^2 - m_1^2 > 0$ . The corresponding phase diagram is shown on figure 8. When lowering the temperature, the  $k$  first modes will become massless before the remaining ones, and one arrives at an effective  $O(k)$  model. In the opposite case,  $m_1^2 > m_2^2$ , the remaining  $n - k$  modes become massless first, resulting in a critical  $O(n - k)$  model, while for  $m_1^2 = m_2^2$  all modes becomes massless at the same temperature.

Let us rewrite the quadratic (derivative free) terms in Eq. (47) as

$$\mathcal{S}_{m^2} = \frac{m^2}{2} \vec{\phi}(x)^2 - \frac{\lambda}{2} \tilde{\mathcal{E}}, \quad (48)$$

where

$$m^2 := \frac{km_1^2 + (n-k)m_2^2}{n}, \quad (49)$$

$$\lambda := m_2^2 - m_1^2, \quad (50)$$

$$\tilde{\mathcal{E}} = \frac{1}{n} \left[ (n-k) \sum_{i=1}^k \phi_i(x)^2 - k \sum_{i=k+1}^n \phi_i(x)^2 \right]. \quad (51)$$

Further denote the distance to the critical point by

$$t := \frac{T - T_{c,n}}{T_{c,n}}. \quad (52)$$

Then any thermodynamic observable, as e.g. the longitudinal susceptibility, will assume a scaling form with  $t$  as

$$\chi_L^{-1}(t, g) = t^\gamma f\left(\frac{\lambda}{t^{\phi_c}}\right). \quad (53)$$

The function  $f$  is the crossover function, while  $\phi_c$  is the *crossover exponent*. It is the ratio of dimensions between  $\lambda$  and  $m^2$ , namely

$$\phi_c = \frac{\dim_\mu(\lambda)}{\dim_\mu(m^2)} = \frac{2 + \gamma_{\tilde{\mathcal{E}}}(g_*) - \eta}{2 + \gamma_1(g_*) - \eta}. \quad (54)$$

In the numerator is the renormalization of  $\tilde{\mathcal{E}}$  as given by Eq. (51), and which sits in the same representation as  $\tilde{\mathcal{E}}_{i,j}$  defined in Eq. (29) or  $\tilde{\mathcal{E}}$  defined in Eq. (35) (thus the same notation for all these objects), and which is the fractal dimen-

$$\begin{aligned}
& + \epsilon^5 \left[ - \frac{441n(14n^2 + 189n + 526) \zeta_7}{2(n+8)^6} + \frac{25n(2n^2 + 55n + 186) \zeta_6}{(n+8)^5} + \frac{2n(4n^4 + 39n^3 + 2028n^2 + 14468n + 24528) \zeta_3^2}{(n+8)^7} \right. \\
& + \frac{n(-230n^4 - 2857n^3 + 33832n^2 + 280596n + 466016) \zeta_5}{2(n+8)^7} - \frac{3n(n^4 - 13n^3 + 544n^2 + 4716n + 8360) \zeta_4}{4(n+8)^6} \\
& - \frac{n(9n^5 - 661n^4 + 7584n^3 + 125232n^2 + 465592n + 554064) \zeta_3}{(n+8)^8} \\
& + \left. \frac{n(n^8 + 96n^7 + 4154n^6 + 95668n^5 + 1177480n^4 + 6723904n^3 + 19390624n^2 + 28388096n + 17677824)}{32(n+8)^9} \right] \\
& + \epsilon^6 \left[ \frac{16n(1819n^3 + 97823n^2 + 901051n + 2150774) \zeta_9}{9(n+8)^7} + \frac{128n(n^3 + 65n^2 + 619n + 1502) \zeta_3^3}{(n+8)^7} \right. \\
& - \frac{9n(28882n^3 + 780579n^2 + 5963882n + 13076112) \zeta_8}{40(n+8)^7} + \frac{54n(42n^3 + 2279n^2 + 21282n + 50512) \zeta_{3,5}}{5(n+8)^7} \\
& + \frac{12n(13n^4 + 2288n^3 + 28088n^2 + 172816n + 385584) \zeta_3 \zeta_5}{(n+8)^8} \\
& + \frac{n(1136n^5 + 174529n^4 + 1284304n^3 - 8699596n^2 - 73803936n - 120419232) \zeta_7}{16(n+8)^8} \\
& + \frac{3n(4n^4 + 39n^3 + 2028n^2 + 14468n + 24528) \zeta_3 \zeta_4}{(n+8)^7} \\
& - \frac{5n(215n^4 + 2431n^3 - 38296n^2 - 300948n - 499808) \zeta_6}{8(n+8)^7} \\
& + \frac{n(-140n^6 - 471n^5 - 2192n^4 + 947100n^3 + 11661984n^2 + 46428608n + 61839872) \zeta_2^2}{4(n+8)^9} \\
& + \frac{n(-6n^7 + 348n^6 - 30199n^5 - 656384n^4 - 615916n^3 + 21367744n^2 + 87069536n + 100818688) \zeta_5}{8(n+8)^9} \\
& - \frac{3n(9n^5 - 661n^4 + 7584n^3 + 125232n^2 + 465592n + 554064) \zeta_4}{4(n+8)^8} \\
& + \frac{n(2n^8 - 19n^7 + 689n^6 + 168914n^5 - 416016n^4 - 21086984n^3 - 121746544n^2 - 283766528n - 249483264) \zeta_3}{8(n+8)^{10}} \\
& + \left( 4n^{10} + 480n^9 + 27419n^8 + 921208n^7 + 18509364n^6 + 215607792n^5 + 1332297632n^4 + 4570604800n^3 \right. \\
& + \left. 8857566208n^2 + 9208365056n + 4150108160 \right) \frac{n}{256(n+8)^{11}} \Big] + \mathcal{O}(\epsilon^7) . \tag{56}
\end{aligned}$$

This agrees with [48] Eq. (14) for  $\phi_c$  (noted  $\phi$  there), except for a misprint for the order  $\epsilon^3$  term: the coefficient 682 in the second line of Eq. (14) of [48] should read 628.

The curve  $\phi_c(n)$ , at least in higher dimensions is rather straight, thus the most important quantity to give is

$$\phi'_c(0)|_{d=0} = 0.70(18) \tag{57}$$

$$\phi'_c(0)|_{d=1} = 0.44(6) \tag{58}$$

$$\phi'_c(0)|_{d=2} = 0.239(10) \tag{59}$$

$$\phi'_c(0)|_{d=3} = 0.0912(7) . \tag{60}$$

We have in all dimensions  $d$

$$\phi'_c(0) = \nu [\gamma'_\varepsilon(0) - \gamma'_1(0)] . \tag{61}$$

Estimates for  $\phi'_c(0)$  obtained by self-consistent resummation (SC) and the procedure suggested in [10] (KP17) are presented in table III and Fig. 9. Integrals of the inverse Borel transform do not converge well for  $d = 0$  in the KP17 resummation scheme, which prevents us to obtain an estimate there.

Explicit values for the crossover exponent in  $d = 3$  to be compared with experiments, high-temperature series expan-



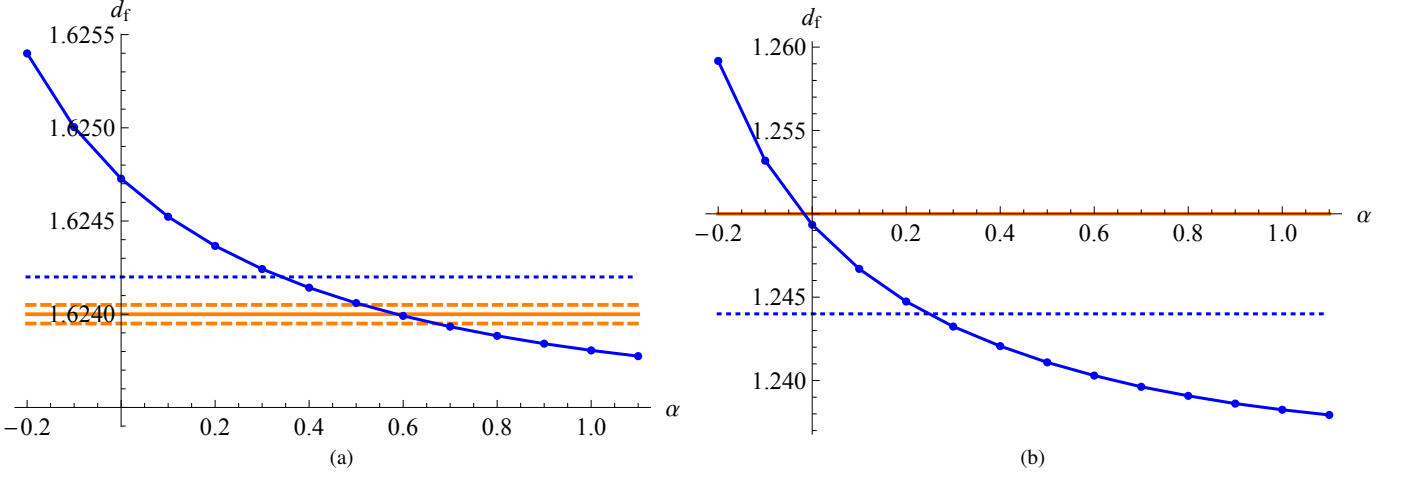


FIG. 7. (a): In blue the fractal dimension  $d_f$  of LERWs as a function of  $\alpha$ . The latter yields bounds for  $d_f$ , i.e.  $d_f \in [1.62378, 1.6254]$ , and as a best estimate the mean of the obtained values,  $d_f \approx 1.62426$  (blue dashed line). The numerical result is  $d_f = 1.62400 \pm 0.00005$  (orange with error bars in dashes). [45]. (b): same for  $d = 2$ . We find  $d_f \in [1.238, 1.259]$ , with a mean estimate  $d_f = 1.244$ , to be compared to the exact result  $d_f = 5/4$ . Using only the 5-loop series gives  $d_f(d = 3) \approx 1.621$ , and  $d_f(d = 2) = 1.11$ .

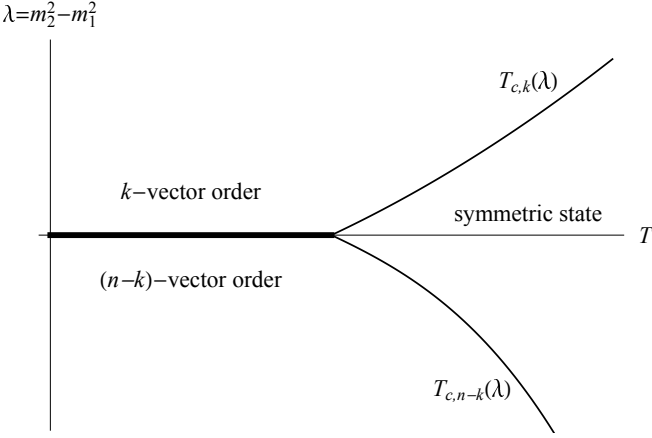


FIG. 8. The crossover phase diagram as given by [11], with  $\lambda = m_2^2 - m_1^2$ . The thick black line is a line of first-order phase transitions.

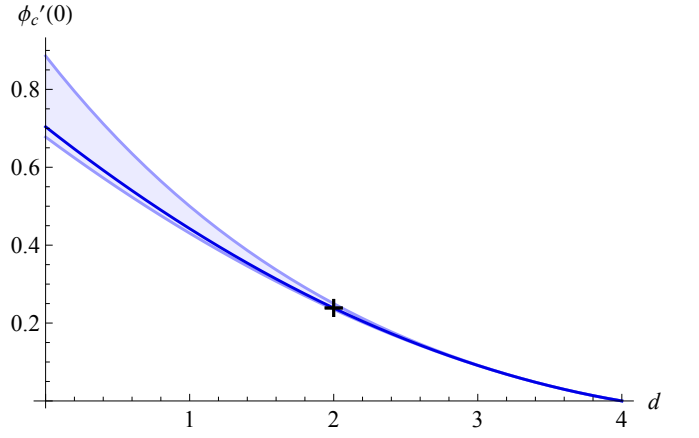


FIG. 9. Slope of the crossover exponent at  $n = 0$  for dimensions  $0 \leq d \leq 4$ . The black cross is the analytic result from Eq. (102) in  $d = 2$ .

sion and numerics are

$$\phi_c^{SC}(d = 3, n = 1) = 1.089(1) \quad (62)$$

$$\phi_c^{SC}(d = 3, n = 2) = 1.180(4) \quad (63)$$

$$\phi_c^{SC}(d = 3, n = 3) = 1.265(5) \quad (64)$$

$$\phi_c^{SC}(d = 3, n = 4) = 1.329(8) \quad (65)$$

$$\phi_c^{SC}(d = 3, n = 5) = 1.391(2) . \quad (66)$$

There are experiments for  $n = 2$  and  $n = 3$ . For  $n = 2$ :

$$\phi_c^{\text{exp}}(d = 3, n = 2) = 1.17(2) \quad [53] \quad (67)$$

$$\phi_c^{\text{exp}}(d = 3, n = 2) = 1.18(5) \quad [54] \quad (68)$$

$$\phi_c^{\text{exp}}(d = 3, n = 2) = 1.23(4) \quad [55] \quad (69)$$

$$\phi_c^{\text{exp}}(d = 3, n = 2) = 1.19(3) \quad [56] \quad (70)$$

$$\phi_c^{\text{exp}}(d = 3, n = 2) = 1.17(10) \quad [57] . \quad (71)$$

The first paper [53] examines the bicritical point in  $\text{GdAlO}_3$ , and the second one [54] the bicritical point in  $\text{TbPO}_4$ . In

the third [55] the structural phase transition in  $\text{K}_2\text{SeO}_4$  is investigated<sup>2</sup>. The fourth one [56] is related to a continuous phase transition in  $\text{Rb}_2\text{ZnCl}_4$ . The last one is for the nematic-smectic- $A_2$  transition [57].

Let us proceed to  $n = 3$ :

$$\phi_c^{\text{exp}}(d = 3, n = 3) = 1.278(26) \quad [58] \quad (72)$$

$$\phi_c^{\text{exp}}(d = 3, n = 3) = 1.274(45) \quad [58] \quad (73)$$

$$\phi_c^{\text{exp}}(d = 3, n = 3) = 1.279(31) \quad [59] . \quad (74)$$

The first two figures are for two different samples of the very nearly isotropic antiferromagnet  $\text{RbMnF}_3$  [58], the last one [59] is for the bicritical point in  $\text{MnF}_2$ .

<sup>2</sup> This is the only experiment where the value of the crossover exponent is significantly higher than our (and other) estimates, but its lower bound is close to the theoretical values. The notation used in the experiments is  $\phi_c = 2 - \alpha - \bar{\beta}$ .

In Ref. [60] a theory based on  $SO(5)$ , i.e.  $n = 5$ , has been proposed to explain superconductivity and antiferromagnetism in a unified model. While MC simulations support this scenario [61, 62], it has been argued in Ref. [63] that the isotropic fixed point is unstable and breaks down into  $SO(2) \times SO(3)$ .

Recent Monte Carlo simulations [26] provide very precise estimates for the crossover exponent for  $n = 2, 3, 4$  (in terms of [26]  $\phi_c = Y_2\nu$ ):

$$\phi_c^{\text{MC}}(d=3, n=2) = 1.1848(8) \quad (75)$$

$$\phi_c^{\text{MC}}(d=3, n=3) = 1.2735(9) \quad (76)$$

$$\phi_c^{\text{MC}}(d=3, n=4) = 1.3567(15) \quad (77)$$

The high-temperature series expansion of [64] yields

$$\phi_c^{\text{HT}}(d=3, n=2) = 1.175(15), \quad (78)$$

$$\phi_c^{\text{HT}}(d=3, n=3) = 1.250(15). \quad (79)$$

An alternative to the  $\epsilon$ -expansion is to work directly in dimension  $d = 3$ , (renormalization group in fixed space dimension  $d = 3$ , denoted RG3), as was done in Ref. [65]:

$$\phi_c^{\text{RG3}}(n=2) = 1.184(12) \quad (80)$$

$$\phi_c^{\text{RG3}}(n=3) = 1.271(21) \quad (81)$$

$$\phi_c^{\text{RG3}}(n=4) = 1.35(4) \quad (82)$$

$$\phi_c^{\text{RG3}}(n=5) = 1.40(4) \quad (83)$$

$$\phi_c^{\text{RG3}}(n=8) = 1.55(4) \quad (84)$$

$$\phi_c^{\text{RG3}}(n=16) = 1.75(6). \quad (85)$$

Another approach is the non-perturbative renormalization group (NPRG). With this method the following estimates were obtained [66] (in terms of [66]  $\phi_c = \theta_1/\theta_2 = y_{2,2}\nu$ ):

$$\phi_c^{\text{NPRG}}(n=2) = 1.209 \quad (86)$$

$$\phi_c^{\text{NPRG}}(n=3) = 1.314 \quad (87)$$

$$\phi_c^{\text{NPRG}}(n=4) = 1.407 \quad (88)$$

$$\phi_c^{\text{NPRG}}(n=5) = 1.485 \quad (89)$$

$$\phi_c^{\text{NPRG}}(n=10) = 1.710. \quad (90)$$

Values provided by NPRG are systematically higher than those provided by other methods, but it is not clear how precise these values are. Their deviation from all other values is on the level of several percent, and we believe this to be an appropriate error estimate.

The most precise 6-loop estimates are obtained by a resummation of the  $\phi_c^{-13/4}$  expansion: they have lower error estimates (in both the S.C. and KP17 method) and better agree with the most precise values from Monte Carlo simulations. See also discussion in Sec. VIB.

A summary is provided in table IV.

## V. LOOP-ERASED RANDOM WALKS

The connection between the  $O(n)$ -symmetric  $\phi^4$ -theory at  $n = -2$  and loop-erased random walks has only recently been

established for all dimensions  $d$  [43], even though in  $d = 2$  this was known from integrability [68, 69]. As we discussed above (see after Eq. (21)), this is a random walk where loops are erased as soon as they are formed. As such it is a non-Markovian process. On the other hand, its trace is equivalent to that of the *Laplacian Random Walk* [70, 71], which is Markovian, if one considers the whole trace as state variable. It is constructed on the lattice by solving the Laplace equation  $\nabla^2 \Phi(x) = 0$  with boundary conditions  $\Phi(x) = 0$  on the already constructed curve, while  $\Phi(x) = 1$  at the destination of the walk, either a chosen point, or infinity. The walk then advances from its tip  $x$  to a neighboring point  $y$ , with probability proportional to  $\Phi(y)$ . In dimension  $d = 2$ , it is known via the relation to stochastic Löwner evolution (SLE) [41, 72] that the fractal dimension of LERWs is

$$d_f^{\text{LERW}}(d=2) = \frac{5}{4}. \quad (91)$$

In three dimensions, there is no analytic prediction for the fractal dimension of LERWs, only the bound [67]

$$1 \leq d_f^{\text{LERW}} \leq \frac{5}{3}. \quad (92)$$

We conjecture that it can be generalized to arbitrary dimension  $d$  as

$$1 \leq d_f^{\text{LERW}} \leq \frac{5}{6-d}. \quad (93)$$

Note that this conjecture becomes exact in dimensions  $d = 1$  and  $d = 2$ . The best numerical estimation in  $d = 3$  is due to D. Wilson [45]

$$d_{f,\text{num}}^{\text{LERW}}(d=3) = 1.62400 \pm 0.00005 = 1.62400(5). \quad (94)$$

Our resummations from the field theory are (see Fig. 10)

$$d_{f,\text{SC}}^{\text{LERW}}(d=3) = 1.6243(10).$$

$$d_{f,\text{KP17}}^{\text{LERW}}(d=3) = 1.623(6). \quad (95)$$

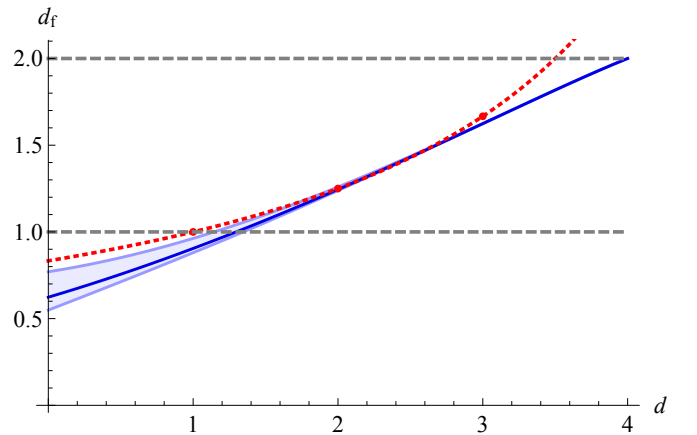


FIG. 10.  $d_f$  as a function of  $d$  for LERW ( $n = -2$ ). The red dashed line is the bound  $d_f \leq \frac{5}{6-d}$  [67] (bound continuation to all dimensions guessed). The gray dashed lines are the bounds  $1 \leq d_f \leq d_{\text{RW}} = 2$ .

TABLE IV. Numerical values for  $\phi_c(n)$  in  $d = 3$ .

$n$	SC	SC from $\phi_c^{-13/4}$	KP17	KP17 $\phi_c^{-13/4}$	RG3 [65]	NPRG [66]	HT [64]	MC [26]	experiment
2	1.180(4)	1.183(1)	1.183(3)	1.1843(6)	1.184(12)	1.209	1.175(15)	1.1848(8)	1.17(2) [53] 1.18(5) [54] 1.19(3) [56] 1.23(4) [55] 1.17(10) [57]
3	1.265(5)	1.273(1)	1.263(13)	1.2742(10)	1.271(21)	1.314	1.250(15)	1.2735(9)	1.278(26) [58] 1.274(45) [58] 1.279(31) [59]
4	1.329(5)	1.361(1)	1.33(3)	1.3610(7)	1.35(4)	1.407		1.3567(15)	
5	1.391(2)	1.442(2)	1.42(4)	1.444(5)	1.40(4)	1.485			
8	1.534(2)	1.64(1)	1.59(7)	1.625(17)	1.55(4)				

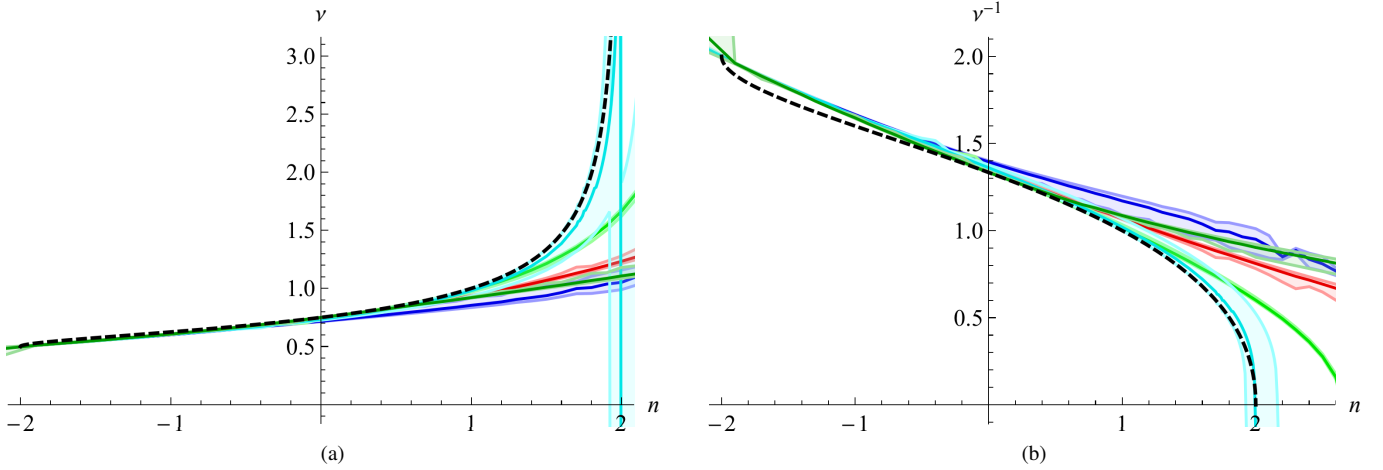


FIG. 11. The exponent  $\nu$  for  $d = 2$  (a) and its inverse (b). The different colors come from resummations of  $\nu$  (blue),  $1/\nu$  (red),  $1/\nu^2$  (green),  $1/\nu^3$  (cyan), and  $\alpha = 2 - \nu d$  (dark green). The dashed black line is from CFT as given by Eq. (100). The shaded errors are (minimal) errors estimated from the uncertainty in the extrapolation, see section III.

## VI. THE LIMIT OF $d = 2$ CHECKED AGAINST CONFORMAL FIELD THEORY

### A. Relations from CFT

In  $d = 2$ , all critical exponents should be accessible via conformal field theory (CFT). The latter is based on ideas proposed in the 80s by Belavin, Polyakov and Zamolodchikov [73]. They constructed a series of minimal models, indexed by an integer  $m \geq 3$ , starting with the Ising model at  $m = 3$ . These models are conformally invariant and unitary, equivalent to reflection positive in Euclidean theories. For details, see one of the many excellent textbooks on CFT [2, 29, 30, 74]. Their conformal charge is given by

$$c = 1 - \frac{6}{m(m+1)}. \quad (96)$$

The list of conformal dimensions allowed for a given  $m$  is given by the Kac formula with integers  $r, s$  (Eq. (7.112) of

[30])

$$h_{r,s} = \frac{[r(m+1) - sm]^2 - 1}{4m(m+1)}, \quad 1 \leq r < m, 1 \leq s \leq m. \quad (97)$$

It was later realized that other values of  $m$  also correspond to physical systems, in particular  $m = 1$  (loop-erased random walks), and  $m = 2$  (self-avoiding walks). These values can further be extended to the  $\mathcal{O}(n)$ -model with non-integer  $n$  and  $m$ , using the identification

$$n = 2 \cos\left(\frac{\pi}{m}\right). \quad (98)$$

More strikingly, the table of dimensions allowed by Eq. (97) has to be extended to half-integer values, including 0. It is instructive to read [75], where all operators were identified. This yields the fractal dimension of the propagator line [75–77]

$$d_f = 2 - 2h_{1,0} = 1 + \frac{\pi}{2 \left( \arccos\left(\frac{n}{2}\right) + \pi \right)}. \quad (99)$$

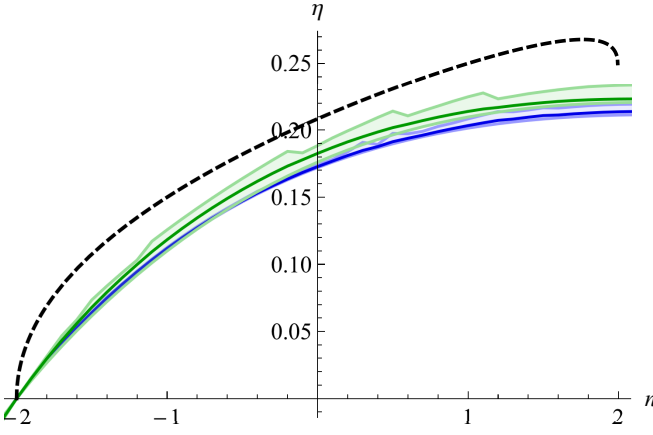


FIG. 12. The exponent  $\eta$  in  $d = 2$ . The blue curve is the direct expansion, the green one a resummation of  $\sqrt{\eta}$ , which, as  $\eta$  starts at order  $\epsilon^2$ , has a regular series expansion in  $\epsilon$ . The black solid line is  $\eta = 4h_{1/2,0}$  as given by Eq. (101).

This is compared to the  $\epsilon$ -expansion on Fig. 3.

For  $\nu$ , i.e. the inverse fractal dimension of all lines, be it propagator or loops, we get

$$\nu = \frac{1}{2 - 2h_{1,3}} = \frac{1}{4} \left( 1 + \frac{\pi}{\arccos(\frac{n}{2})} \right). \quad (100)$$

This agrees with [75], inline after Eq. (2). (Note that the choice  $h_{2,1}$  coinciding with  $h_{1,3}$  for Ising does not work for general  $n$ .) A comparison to the  $\epsilon$ -expansion is given on Fig. 11.

For  $\eta$ , there are two suggestive candidates from the Ising model,  $\eta = 4h_{1,2} = 4h_{2,2}$ . This does not work for other values of  $n$ . We propose in agreement with [75–77]

$$\eta = 4h_{\frac{1}{2},0} = \frac{5}{4} - \frac{3 \arccos(\frac{n}{2})}{4\pi} - \frac{\pi}{\arccos(\frac{n}{2}) + \pi}. \quad (101)$$

It has a square-root singularity both for  $n = -2$  and  $n = 2$ . A comparison to field theory is given on Fig. 12.

As we discuss in the next section, we have no clear candidate for the exponent  $\omega$ . This is apparent on Fig. 13, where our estimates from the resummation are confronted to some guesses from CFT.

Finally the crossover exponent  $\phi_c$  defined in Eqs. (39) and (54) becomes

$$\phi_c = \nu d_f = \frac{1 - h_{1,0}}{1 - h_{1,3}} = \frac{1}{4} + \frac{3\pi}{8 \arccos(\frac{n}{2})}. \quad (102)$$

This is compared to the  $\epsilon$ -expansion on Fig. 14.

### B. Resummation

Note that there are singularities at  $n = \pm 2$ , the most severe one being the one at  $n = 2$  for the exponent  $\nu$ . For this reason, resummation is difficult for  $n \approx 2$ . We found that the

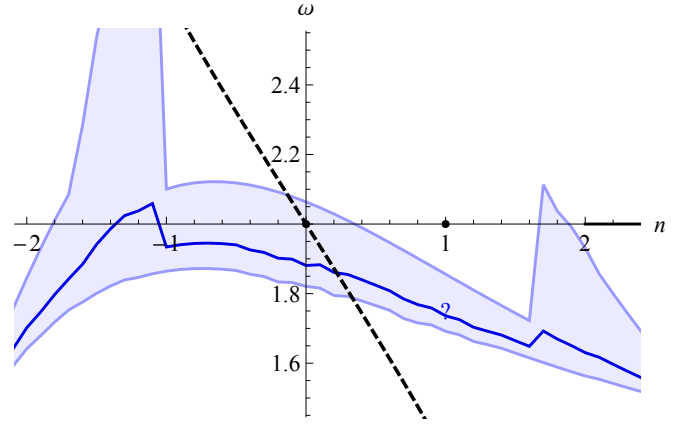


FIG. 13. The exponent  $\omega$  in  $d = 2$ . Dots represent values reported in the literature, mostly based on CFT. The value  $\omega = 7/4$  for  $n = 1$  is consistent with the  $O(1)$ -term in [78], while the reanalysis of [79] concludes on  $\omega = 2$ . [79] also argue that  $\omega = 1$  for  $n > 2$ . The black dashed line is the guess (103) resulting from the operator generating an intersection between two lines.

singularity in  $d = 2$  is much better reproduced when resumming  $1/\nu^3$  instead of  $\nu$ , see Fig. 11. This expansion catches the divergence at  $n = 2$  in  $d = 2$ , even though the singularity thus constructed is not proportional to  $1/\sqrt{2-n}$ , but proportional to  $1/\sqrt[3]{2-n}$ . As we will see below, reproducing this singularity at least approximately renders expansions also more precise in  $d = 3$ , even for  $n = 0, 1$ .

The same situation appears for  $\phi_c$ , where  $1/\phi_c^{13/4}$  provides the most precise fit of the  $n = 2$  singularity (see Fig. 14). This leads to smaller error bars for both resummation methods (see Table IV) and supports our statement about the necessity of a proper choice of the object for resummation, based on the knowledge of the  $d = 2$  singularities.

For  $d_f$  (Fig. 3) and  $\eta$  (Fig. 12), the  $\epsilon$ -expansion is approximately correct. But there are square-root singularities when approaching  $n = \pm 2$  in  $d = 2$ , which are not visible in the  $\epsilon$ -expansion. It is suggestive that these singularities in  $d = 2$  influence the convergence in  $d = 3$ . Building in these exact results in  $d = 2$ , including the type of singularity in the  $(d, n)$ -plane would increase significantly the precision in  $d = 3$ .

As for  $\omega$  presented on Fig. 13, the situation is rather unclear, as there is no choice of  $h_{r,s}$  which is a good candidate for all  $n$  in the range of  $-2 \leq n \leq 2$ . Intersections in high-temperature graphs are given by  $h_{2,0}$ , and this operator is the closest in spirit to the  $(\vec{\phi}^2)^2$ -interaction of our field theory, resulting into

$$\omega_{\text{guess}} = 2h_{2,0} - 2. \quad (103)$$

This contradicts the results from the  $\epsilon$ -expansion presented on Fig. 13. It is not even clear whether this is a question which can be answered via CFT: As all observables depend on the coupling  $g$ , the exponent  $\omega$  quantifies how far this coupling has flown to the IR fixed point. On the other hand, in a CFT the ratio of size  $L$  over lattice cutoff  $a$  has gone to infinity, and the theory by construction is at  $g = g_*$ . Our results are consistent with  $\omega = 2$  for all  $n$ , in which case the associated

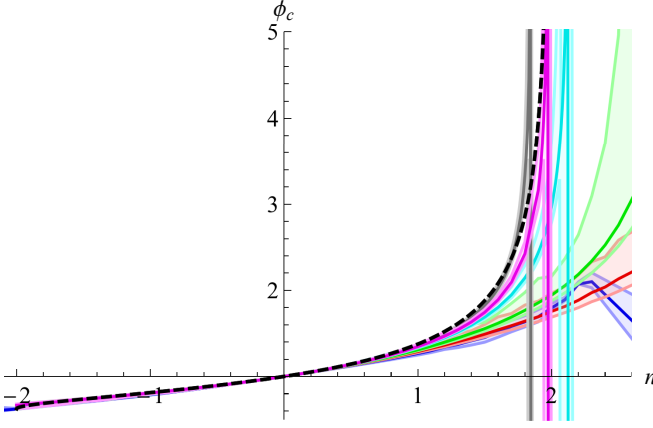


FIG. 14. The exponent  $\phi_c$  in  $d = 2$ . The dashed black line is the analytic result from Eq. (102). The colored lines are resumptions of  $\phi_c$  (blue),  $1/\phi_c$  (red),  $1/\phi_c^2$  (green),  $1/\phi_c^3$  (cyan),  $1/\phi_c^{13/4}$  (magenta), and  $1/\phi_c^3$  (gray). Resumming  $1/\phi_c^{13/4}$  considerably improves the precision.

operator might simply be the determinant of the stress-energy tensor, sometimes (abusively) referred to as  $T\bar{T}$ , see e.g. [80].

## VII. IMPROVED ESTIMATES IN $d = 3$ FOR ALL EXPONENTS

With the knowledge gained in  $d = 2$ , we are now in a position to give our best estimates for all critical exponents. For the exponent  $\nu$ , we use the expansion of  $1/\nu^3$ , while for  $\eta$  and  $\omega$  we use the standard direct expansions. For  $d_f$  we both use the direct expansion, as the expansion of  $1/d_f$ , to get an idea about the errors induced by changing the quantity to be extrapolated.

Our findings are given on Tables IV to VII as well as Figs. 2 and 15 to 18. Let us summarize them:

The exponent  $\eta$  is shown on Table V and figure 15. For SAWs, the agreement of KP17 with the Monte-Carlo results of [23, 24] is better than  $10^{-3}$  (relative). For the Ising model ( $n = 1$ ), the agreement with the conformal bootstrap [33] is of the same order.

Our predictions for  $\nu$  are given on table VI and Fig. 16. Using the expansion of  $1/\nu^3$ , the relative deviation to the conformal bootstrap is about  $3 \times 10^{-4}$  instead of  $10^{-3}$  for the direct expansion, validating both schemes. The same deviation of  $3 \times 10^{-4}$  appears in the comparison to Monte Carlo simulations of SAWs.

The exponent  $\phi_c$  has already been discussed in section IV. Table IV summarizes our findings. In general, there is a very good agreement between the diverse theoretical predictions and experiments. We find it quite amazing that experiments were able to measure this exponent with such precision.

Via the relation (54), which can be written as  $\phi_c = \nu d_f$ , the exponent  $\phi_c$  is intimately related to the fractal dimension  $d_f$  of curves discussed in the introduction, and summarized on Fig. 2. Again, in all cases the agreement is well within the small error bars.

TABLE V. Numerical values for the exponent  $\eta$  in  $d = 3$ . SC combines expansion for  $\eta$  and  $\sqrt{\eta}$ .

$n$	SC	KP17	other
-2	0	0	0
-1	0.0198(3)	0.0203(5)	
0	0.0304(2)	0.0310(7) [10]	0.031043(3) [23, 24]
1	0.0355(3)	0.0362(6) [10]	0.036298(2) [33]
2	0.0374(3)	0.0380(6) [10]	0.0381(2) [25]
3	0.0373(3)	0.0378(5) [10]	0.0378(3) [26]
4	0.0363(2)	0.0366(4) [10]	0.0360(3) [26]

TABLE VI. Numerical values for the exponent  $\nu$  in  $d = 3$ .

$n$	SC ( $\nu^{-3}$ )	KP17 ( $\nu^{-3}$ )	KP17 ( $1/\nu$ )	other
-2	0.5	0.5	0.5	
-1	0.54436(2)	0.545(2)	0.5444(2)	
0	0.5874(2)	0.5874(10)	0.5874(3) [10]	0.5875970(4) [24]
1	0.6296(3)	0.6298(13)	0.6292(5) [10]	0.629971(4) [33]
2	0.6706(2)	0.6714(16)	0.6690(10) [10]	0.6717(1) [25]
3	0.70944(2)	0.711(2)	0.7059(20) [10]	0.7112(5) [82]
4	0.7449(4)	0.748(3)	0.7397(35) [10]	0.7477(8) [27]

The exponent  $\omega$  is notoriously difficult to obtain, possibly due to a non-analyticity of the  $\beta$ -function at the fixed point  $g_*$  [79]. We show our predictions on table VII and Fig. 17. The deviations from results obtained by other methods are much larger, but consistent with our error bars. The only value from simulations we have doubts about is  $\omega$  for SAWs in  $d = 3$ , which is an “outsider” on Fig. 17. As reported by [24, 81],

$$\omega = \Delta/\nu = 0.899(14) \quad [24], \quad (104)$$

$$\omega = \Delta/\nu = 0.904(6) \quad [81]. \quad (105)$$

Ref. [24] provides the most precise result for  $\nu = 0.58759700(40)$ , while the value of  $\Delta = \omega\nu = 0.528(8)$  is less precise than that of Ref. [81], namely  $\Delta = 0.5310(33)$ . The value  $\nu = 0.58756(5)$  of Ref. [81] is less precise than the one of Ref. [24], but the error is negligible compared to that of  $\Delta$ . Combining the most precise values gives an estimate  $\omega = 0.904(5)$  as in Eq. (105), but with a slightly reduced error bar.

As already stated, proper choice of the object of resummation can significantly increase the convergence and yield estimates closer to those of CFT in  $d = 2$ , and conformal bootstrap in  $d = 3$ . While for the exponent  $\nu$  this choice is obviously  $\nu^{-3}$ , and for  $\phi_c$  it is  $1/\phi_c^{13/4}$ , since both catch the singularity in  $d = 2$  (see Figs. 11 and 14), for the exponents  $\eta$  and  $\omega$  there is no evident choice. A more detailed investigation of these ideas is beyond the scope of the present paper, and left for future research.

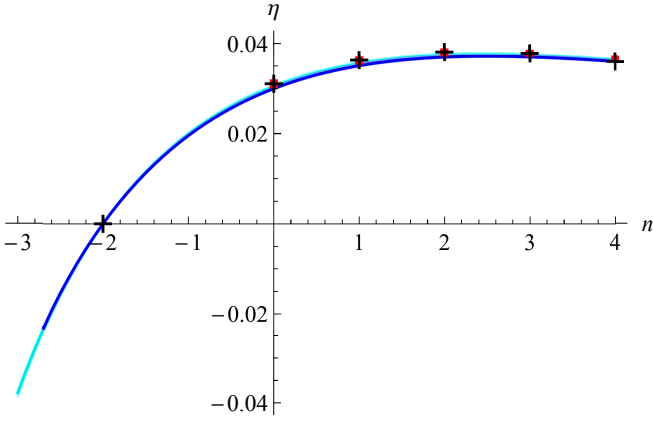


FIG. 15. The exponent  $\eta$  in  $d = 3$ . The SC resummation scheme (in blue) seems to be systematically smaller than the values of KP17 (in red). SC resummation of  $\sqrt{\eta}$  (in cyan) works slightly better. Black crosses represent the best values from MC and conformal bootstrap, as given in [10].

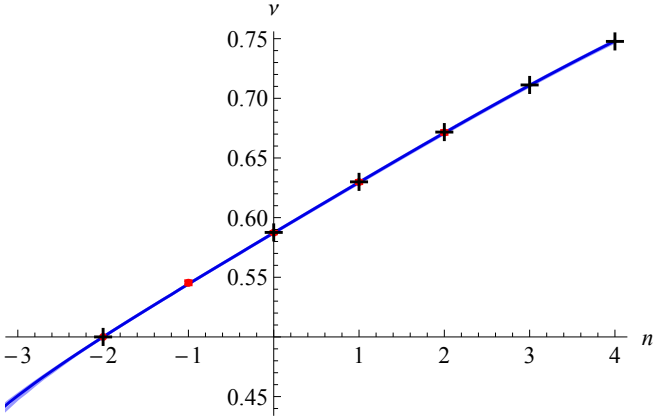


FIG. 16. The exponent  $\nu$  in  $d = 3$ , obtained from a resummation of  $1/\nu^3$ . In blue the results from SC, in red using KP17. Black crosses are from MC and conformal bootstrap, as given in [10].

### VIII. CONNECTION TO THE LARGE- $n$ EXPANSION

One of the most effective checks of perturbative expansions is comparison of different expansions of the same quantity. For the  $O(n)$  model, the  $\epsilon$ -expansion provides a series in  $\epsilon$  which is an exact function in  $n$ , while the large- $n$  expansion (or  $1/n$ -expansion) provides a series in  $1/n$  with coefficients exact in  $d$ . Thus setting  $d = 4 - \epsilon$  in the  $1/n$  expansion and expanding it in  $\epsilon$ , while expanding the coefficients of the  $\epsilon$ -expansion in  $1/n$  for the same quantity must yield identical series. As for each expansion a different method is used, this provides a very strong cross check for both expansions.

The large- $n$  expansion of the crossover exponent  $\phi_c$  as given in Eqs. (39) and (54) was calculated in [49] up to  $1/n^2$ . Expanding it in  $\epsilon$  we obtain a double  $(\epsilon, 1/n)$ -expansion for

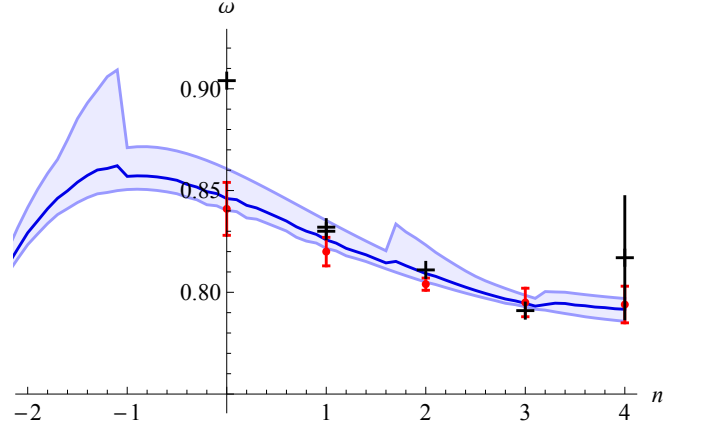


FIG. 17. The exponent  $\omega$  in  $d = 3$  via SC (blue, with shaded error bars), and KP17 (in red). Crosses represent the best values from MC, as given in Ref. [10].

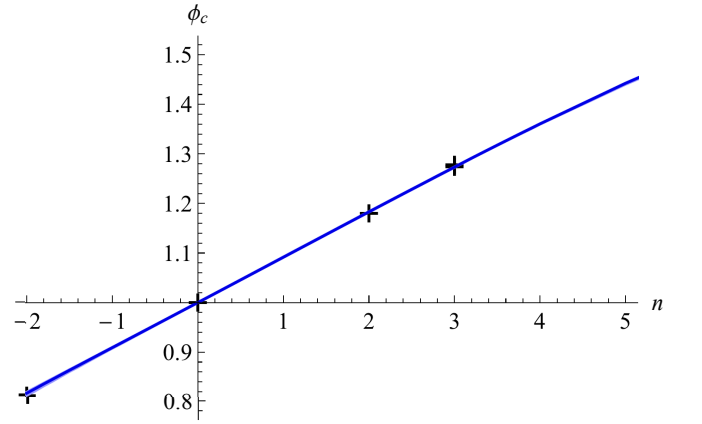


FIG. 18. The exponent  $\phi_c$  in  $d = 3$ . Crosses are from MC and experiments [54, 58]. The value for  $n = -2$  is taken as  $d_f/2$  with  $d_f$  the fractal dimension of LERWs [45].

$$\phi_c^{(\epsilon, n)},$$

$$\begin{aligned} \phi_c^{(\epsilon, n)} = & \left[ 1 + \frac{\epsilon}{2} + \frac{\epsilon^2}{4} + \frac{\epsilon^3}{8} + \frac{\epsilon^4}{16} + \frac{\epsilon^5}{32} + \frac{\epsilon^6}{64} + \mathcal{O}(\epsilon^7) \right] \\ & + \frac{1}{n} \left[ -4\epsilon + \epsilon^3 + (-\zeta_3 + 1)\epsilon^4 + \frac{3}{4}(-\zeta_4 + 1)\epsilon^5 \right. \\ & \quad \left. + \frac{1}{4}(-3\zeta_5 + \zeta_3 + 2)\epsilon^6 + \mathcal{O}(\epsilon^7) \right] \\ & + \frac{1}{n^2} \left[ 32\epsilon - 31\epsilon^2 - \left( 30\zeta_3 - \frac{43}{2} \right) \epsilon^3 \right. \\ & \quad + \left( 40\zeta_5 - \frac{45\zeta_4}{2} + 61\zeta_3 - \frac{155}{16} \right) \epsilon^4 \\ & \quad + \left( 50\zeta_6 + 8\zeta_3^2 - 115\zeta_5 + \frac{183\zeta_4}{4} - 9\zeta_3 + \frac{61}{16} \right) \epsilon^5 \\ & \quad + \left( 71\zeta_7 + 12\zeta_3\zeta_4 - \frac{1075\zeta_6}{8} - 35\zeta_3^2 + \frac{195\zeta_5}{2} - \frac{27\zeta_4}{4} \right. \\ & \quad \left. \left. - \frac{179\zeta_3}{8} + \frac{2075}{256} \right) \epsilon^6 + \mathcal{O}(\epsilon^7) \right] + \mathcal{O}\left(\frac{1}{n^3}\right). \quad (106) \end{aligned}$$



TABLE VII. Numerical values for the exponent  $\omega$  in  $d = 3$ .

$n$	SC	KP17	other
-2	0.828(13)	0.819(7)	
-1	0.86(2)	0.848(15)	
0	0.846(15)	0.841(13) [10]	0.904(5) [24, 81]
1	0.827(13)	0.820(7) [10]	0.830(2) [34]
2	0.808(7)	0.804(3) [10]	0.811(10) [35]
3	0.794(4)	0.795(7) [10]	0.791(22) [35]
4	0.7863(9)	0.794(9) [10]	0.817(30) [35]

This expansion agrees with Eq. (56) expanded in  $1/n$ . Even though not all 6-loop diagrams contribute to the  $1/n^2$  term, the comparison with the large- $n$  expansion is a very strong consistency check.

## IX. CONCLUSION AND PERSPECTIVES

In this article, we evaluated the fractal dimension of critical lines in the  $O(n)$  model, yielding the fractal dimension of loop-erased random walks ( $n = -2$ ), self-avoiding walks ( $n = 0$ ), as well as the propagator line for the Ising model ( $n = 1$ ) and the XY model ( $n = 2$ ). Our predictions from the  $\epsilon$ -expansion at 6-loop order are in excellent agreement with

numerical simulations in  $d = 3$ , for the larger values of  $n$  even exceeding the numerically obtained precision. This was possible through a combination of several resummation techniques, including a self-consistent one introduced here. Analyzing its behavior in dimension  $d = 2$  to determine the most suitable quantity to be resummed allowed us to improve the precision for the remaining exponents, especially  $\nu$ , yielding now an agreement of  $3 \times 10^{-4}$  for the Ising model in  $d = 3$ , as compared to the conformal bootstrap.

We plan to extend this work in several directions:

- Analyze the analytic structure of the critical exponents as a function of  $d$  and  $\epsilon$  to better catch the singularities in  $d = 2$ , and thus obtain more precise resummations in  $d = 3$  for all exponents.
- use the 7-loop results of [19] to improve our estimates.
- estimate universal amplitudes appearing in the log-CFT for self-avoiding polymers.

## ACKNOWLEDGMENTS

It is a pleasure to thank A.A. Fedorenko for insightful discussions. The work of M.K. was supported by the Foundation for the Advancement of Theoretical Physics and Mathematics “BASIS” (grant 18-1-2-43-1). M.K. thanks LPENS for hospitality during the work on this paper.

- 
- [1] C. Itzykson and J.-M. Drouffe, *Statistical Field Theory*, Volume 1 of *Cambridge Monographs on Mathematical Physics*, Cambridge University Press, 1989.
  - [2] C. Itzykson and J.-M. Drouffe, *Statistical Field Theory*, Volume 2 of *Cambridge Monographs on Mathematical Physics*, Cambridge University Press, 1989.
  - [3] H. Arisue and T. Fujiwara, *New algorithm of the high-temperature expansion for the Ising model in three dimensions*, *Nucl. Phys. B Proc. Suppl.* **119** (2003) 855–857.
  - [4] H. Arisue, T. Fujiwara and K. Tabata, *Higher orders of the high-temperature expansion for the Ising model in three dimensions*, *Nucl. Phys. B Proc. Suppl.* **129-130** (2004) 774–776.
  - [5] P. Butera and M. Comi, *Extended high-temperature series for the  $n$ -vector spin models on three-dimensional bipartite lattices*, *Phys. Rev. B* **52** (1995) 6185–6188.
  - [6] P. Butera and M. Comi, *Extension to order  $\beta^{23}$  of the high-temperature expansions for the spin- $\frac{1}{2}$  Ising model on simple cubic and body-centered cubic lattices*, *Phys. Rev. B* **62** (2000) 14837–14843.
  - [7] P. Butera and M. Comi, *Critical specific heats of the  $N$ -vector spin models on the simple cubic and bcc lattices*, *Phys. Rev. B* **60** (1999) 6749–6760.
  - [8] D.V. Batkovich, K.G. Chetyrkin and M.V. Kompaniets, *Six loop analytical calculation of the field anomalous dimension and the critical exponent  $\eta$  in  $O(n)$ -symmetric  $\varphi^4$  model*, *Nucl. Phys. B* **906** (2016) 147, [arXiv:1601.01960](#).
  - [9] M.V. Kompaniets and E. Panzer, in *Proceedings of Loops and Legs in Quantum Field Theory*, Sissa Medialab, 2016, [arXiv:1606.09210](#).
  - [10] M.V. Kompaniets and E. Panzer, *Minimally subtracted six-loop renormalization of  $O(n)$ -symmetric  $\phi^4$  theory and critical exponents*, *Phys. Rev. D* **96** (2017) 036016, [arXiv:1705.06483](#).
  - [11] D.J. Amit and V. Martin-Mayor, *Field Theory, the Renormalization Group, and Critical Phenomena*, World Scientific, Singapore, 3rd edition, 1984.
  - [12] J. Zinn-Justin, *Quantum Field Theory and Critical Phenomena*, Oxford University Press, Oxford, 1989.
  - [13] A.N. Vasil’ev, *The Field Theoretic Renormalization Group in Critical Behavior Theory and Stochastic Dynamics*, Chapman & Hall/CRC, New York, 2004.
  - [14] K.G. Chetyrkin, A.L. Kataev and F.V. Tkachov, *Five-loop calculations in the  $g\varphi^4$  model and the critical index  $\eta$* , *Phys. Lett. B* **99** (1981) 147–150.
  - [15] K. G. Chetyrkin, A. L. Kataev and F. V. Tkachov, *Errata*, *Phys. Lett. B* **101** (1981) 457–458.
  - [16] K. G. Chetyrkin, S. G. Gorishny, S. A. Larin and F. V. Tkachov, *Five-loop renormalization group calculations in the  $g\varphi^4$  theory*, *Phys. Lett. B* **132** (1983) 351–354.
  - [17] D. I. Kazakov, *The method of uniqueness, a new powerful technique for multiloop calculations*, *Phys. Lett. B* **133** (1983) 406–410.
  - [18] H. Kleinert, J. Neu, V. Schulte-Frohlinde, K.G. Chetyrkin and S.A. Larin, *Five-loop renormalization group functions of  $O(n)$ -symmetric  $\phi^4$ -theory and  $\epsilon$ -expansions of critical exponents up to  $\epsilon^5$* , *Phys. Lett. B* **272** (1991) 39–44, [hep-th/9503230](#).

- [19] O. Schnetz, *Numbers and functions in quantum field theory*, *Phys. Rev. D* **97** (2018) 085018.
- [20] G. Parisi, *Statistical Field Theory*, Frontiers in Physics, Addison-Wesley, 1988.
- [21] G.A. Baker, B.G. Nickel, M.S. Green and D.I. Meiron, *Ising-model critical indices in three dimensions from the Callan-Symanzik equation*, *Phys. Rev. Lett.* **36** (1976) 1351–1354.
- [22] R. Guida and J. Zinn-Justin, *Critical exponents of the  $N$ -vector model*, *J. Phys. A* **31** (1998) 8103, [cond-mat/9803240](#).
- [23] N. Clisby, *Scale-free Monte Carlo method for calculating the critical exponent  $\gamma$  of self-avoiding walks*, *J. Phys. A* **50** (2017) 264003, [arXiv:1701.08415](#).
- [24] N. Clisby and B. Dünweg, *High-precision estimate of the hydrodynamic radius for self-avoiding walks*, *Phys. Rev. E* **94** (2016) 052102.
- [25] M. Campostrini, M. Hasenbusch, A. Pelissetto and E. Vicari, *Theoretical estimates of the critical exponents of the superfluid transition in  $^4\text{He}$  by lattice methods*, *Phys. Rev. B* **74** (2006) 144506, [cond-mat/0605083](#).
- [26] M. Hasenbusch and E. Vicari, *Anisotropic perturbations in three-dimensional  $O(N)$ -symmetric vector models*, *Phys. Rev. B* **84** (2011) 125136, [1108.0491](#).
- [27] Y. Deng, *Bulk and surface phase transitions in the three-dimensional  $O(4)$  spin model*, *Phys. Rev. E* **73** (2006) 056116.
- [28] B. Nienhuis, *Coulomb Gas Formulation of Two-dimensional Phase Transitions*, Volume 11 of *Phase Transitions and Critical Phenomena*, Academic Press, London, 1987.
- [29] M. Henkel, *Conformal Invariance and Critical Phenomena*, Springer, Berlin, Heidelberg, 1999.
- [30] P. Di Francesco, P. Mathieu and D. Sénéchal, *Conformal Field Theory*, Springer, New York, 1997.
- [31] H. Nishimori and G. Ortiz, *Elements of phase transitions and critical phenomena*, Oxford University Press, 2011.
- [32] D. Poland, S. Rychkov and A. Vichi, *The conformal bootstrap: Theory, numerical techniques, and applications*, *Rev. Mod. Phys.* **91** (2019) 015002.
- [33] F. Kos, D. Poland, D. Simmons-Duffin and A. Vichi, *Precision islands in the Ising and  $O(N)$  models*, *JHEP* **08** (2016) 036, [arXiv:1603.04436](#).
- [34] S. El-Showk, M. F. Paulos, D. Poland, S. Rychkov, D. Simmons-Duffin and A. Vichi, *Solving the 3d Ising model with the conformal bootstrap ii.  $c$ -minimization and precise critical exponents*, *J. Stat. Phys.* **157** (2014) 869–914, [arXiv:1403.4545](#).
- [35] A. Castedo Echeverri, B. von Harling and M. Serone, *The effective bootstrap*, *JHEP* **09** (2016) 097, [arXiv:1606.02771](#).
- [36] A.J. Guttmann, Volume 13 of *Phase Transitions and Critical Phenomena*, Academic Press, London, 1987.
- [37] J. Zinn-Justin, *Precise determination of critical exponents and equation of state by field theory methods*, *Phys. Rep.* **344** (2001) 159–178.
- [38] G. 't Hooft and M. Veltman, *Regularization and renormalization of gauge fields*, *Nucl. Phys. B* **44** (1972) 189–213.
- [39] G.F. Lawler, *A self-avoiding random walk*, *Duke Math. J.* **47** (1980) 655–693.
- [40] K.J. Falconer, *The Geometry of Fractal Sets*, Cambridge University Press, Cambridge, U.K., 1986.
- [41] G.F. Lawler, O. Schramm and W. Werner, *Conformal invariance of planar loop-erased random walks and uniform spanning trees*, *Ann. Probab.* **32** (2004) 939–995, [arXiv:math/0112234](#).
- [42] P.-G. De Gennes, *Exponents for the excluded volume problem as derived by the Wilson method*, *Phys. Lett. A* **38** (1972) 339–340.
- [43] K.J. Wiese and A.A. Fedorenko, *Field theories for loop-erased random walks*, *Nucl. Phys. B* **946** (2019) 114696, [arXiv:1802.08830](#).
- [44] K.J. Wiese and A.A. Fedorenko, *Depinning transition of charge-density waves: Mapping onto  $O(n)$  symmetric  $\phi^4$  theory with  $n \rightarrow -2$  and loop-erased random walks*, *Phys. Rev. Lett.* **123** (2019) 197601, [arXiv:1908.11721](#).
- [45] D.B. Wilson, *Dimension of the loop-erased random walk in three dimensions*, *Phys. Rev. E* **82** (2010) 062102, [arXiv:1008.1147](#).
- [46] F. Winter, W. Janke and A.M.J. Schakel, *Geometric properties of the three-dimensional Ising and XY models*, *Phys. Rev. E* **77** (2008) 061108, [arXiv:0803.2177](#).
- [47] N. Prokof'ev and B. Svistunov, *Comment on “Hausdorff dimension of critical fluctuations in Abelian gauge theories”*, *Phys. Rev. Lett.* **96** (2006) 219701.
- [48] J.E. Kirkham, *Calculation of crossover exponent from Heisenberg to Ising behaviour using the fourth-order  $\epsilon$  expansion*, *J. Phys. A* **14** (1981) L437–L442.
- [49] J. A. Gracey, *Crossover exponent in  $O(N)$   $\phi^4$  theory at  $O(1/N^2)$* , *Phys. Rev. E* **66** (2002) 027102.
- [50] H. Shimada and S. Hikami, *Fractal dimensions of self-avoiding walks and Ising high-temperature graphs in 3d conformal bootstrap*, *J. Stat. Phys.* **165** (2016) 1006–1035, [arXiv:1509.04039](#).
- [51] H. Kleinert, *Variational resummation for  $\epsilon$ -expansions of critical exponents of nonlinear  $O(n)$ -symmetric  $\sigma$ -model in  $2 + \epsilon$  dimensions*, *Phys. Lett. A* **264** (2000) 357–365.
- [52] J. Kiskis, R. Narayanan and P. Vranas, *The Hausdorff dimension of random walks and the correlation length critical exponent in Euclidean field theory*, *J. Stat. Phys.* **73** (1993) 765–774.
- [53] H. Rohrer and Ch. Gerber, *Bicritical and tetracritical behavior of  $\text{GdAlO}_3$* , *Phys. Rev. Lett.* **38** (1977) 909–912.
- [54] G. Domann, *Optical measurements on  $\text{TbPO}_4$  near the bicritical point*, *J. Magn. Magn. Mater.* **13** (1979) 163–166.
- [55] C.F. Majkrzak, J.D. Axe and A.D. Bruce, *Critical behavior at the incommensurate structural phase transition in  $\text{K}_2\text{SeO}_4$* , *Phys. Rev. B* **22** (1980) 5278–5283.
- [56] R. Walisch, J. M. Perez-Mato and J. Petersson, *NMR determination of the nonclassical critical exponents  $\beta$  and  $\bar{\beta}$  in incommensurate  $\text{Rb}_2\text{ZnCl}_4$* , *Phys. Rev. B* **40** (1989) 10747–10752.
- [57] Lei Wu, M.J. Young, Y. Shao, C.W. Garland, R.J. Birgeneau and G. Heppke, *Critical behavior of the second harmonic in a density wave system*, *Phys. Rev. Lett.* **72** (1994) 376–379.
- [58] Y. Shapira and N. F. Oliveira, *Crossover behavior of the magnetic phase boundary of the isotropic antiferromagnet  $\text{RbMnF}_3$  from ultrasonic measurements*, *Phys. Rev. B* **17** (1978) 4432–4443.
- [59] A. R. King and H. Rohrer, *Spin-flop bicritical point in  $\text{MnF}_2$* , *Phys. Rev. B* **19** (1979) 5864–5876.
- [60] S.-C. Zhang, *A unified theory based on  $SO(5)$  symmetry of superconductivity and antiferromagnetism*, *Science* **275** (1997) 1089–1096.
- [61] X. Hu, *Bicritical and tetracritical phenomena and scaling properties of the  $SO(5)$  theory*, *Phys. Rev. Lett.* **87** (2001) 057004.
- [62] X. Hu, *Hu replies*, *Phys. Rev. Lett.* **88** (2002) 059704.
- [63] A. Aharony, *Comment on “Bicritical and tetracritical phenomena and scaling properties of the  $SO(5)$  theory”*, *Phys. Rev. Lett.* **88** (2002) 059703.
- [64] P. Pfeuty, D. Jasnow and M.E. Fisher, *Crossover scaling functions for exchange anisotropy*, *Phys. Rev. B* **10** (1974) 2088–2112.
- [65] P. Calabrese, A. Pelissetto and E. Vicari, *Critical structure factors of bilinear fields in  $O(N)$  vector models*, *Phys. Rev. E* **65**

- (2002) 046115.
- [66] A. Eichhorn, D. Mesterházy and M.M. Scherer, *Multicritical behavior in models with two competing order parameters*, *Phys. Rev. E* **88** (2013) 042141.
  - [67] A. Sapozhnikov and D. Shiraishi, *On Brownian motion, simple paths, and loops*, *Probab. Th. Rel. Fields* **172** (2018) 615–662, [arXiv:1512.04864](#).
  - [68] B. Nienhuis, *Exact critical point and critical exponents of  $O(n)$  models in two dimensions*, *Phys. Rev. Lett.* **49** (1982) 1062–1065.
  - [69] B. Duplantier, *Loop-erased self-avoiding walks in two dimensions: exact critical exponents and winding numbers*, *Physica A* **191** (1992) 516–522.
  - [70] J.W. Lyklema, C. Evertsz and L. Pietronero, *The Laplacian random walk*, *EPL* **2** (1986) 77.
  - [71] G.F. Lawler, *The Laplacian-b random walk and the Schramm-Loewner evolution*, *Illinois J. Math.* **50** (2006) 701–746.
  - [72] J. Cardy, *SLE for theoretical physicists*, *Annals of Physics* **318** (2005) 81–118, [cond-mat/0503313v2](#).
  - [73] A.A. Belavin, A.M. Polyakov and A.B. Zamolodchikov, *Infinite conformal symmetry in two-dimensional quantum field theory*, *Nucl. Phys. B* **241** (1984) 333–380.
  - [74] V.I. S. Dotsenko, *Série de cours sur la théorie conforme*, Lecture notes, Universités Paris VI and VII.
  - [75] W. Janke and A.M.J. Schakel, *Holographic interpretation of two-dimensional  $O(N)$  models coupled to quantum gravity*, (2010), [arXiv:1003.2878](#).
  - [76] I. Rushkin, E. Bettelheim, I.A. Gruzberg and P. Wiegmann, *Critical curves in conformally invariant statistical systems*, *J. Phys. A* **40** (2007) 2165–2195, [cond-mat/0610550](#).
  - [77] H.W.J. Blöte, Y.M.M. Knops and B. Nienhuis, *Geometrical aspects of critical Ising configurations in 2 dimensions*, *Phys. Rev. Lett.* **68** (1992) 3440–3443.
  - [78] E. Barouch, B.M. McCoy and T.T. Wu, *Zero-field susceptibility of the two-dimensional ising model near  $T_c$* , *Phys. Rev. Lett.* **31** (1973) 1409–1411.
  - [79] P. Calabrese, M. Caselle, A. Celi, A. Pelissetto and E. Vicari, *Non-analyticity of the Callan-Symanzik  $\beta$ -function of two-dimensional  $O(N)$  models*, *J. Phys. A* **33** (2000) 8155–8170.
  - [80] J. Cardy,  *$T\bar{T}$  deformations of non-Lorentz invariant field theories*, *JHEP* **10** (2018) 186, [arXiv:1809.07849](#).
  - [81] P. Belohorec, *Renormalization group calculation of the universal critical exponents of a polymer molecule*, *PhD thesis*, University of Guelph, Ontario, Canada, 1997.
  - [82] M. Campostrini, M. Hasenbusch, A. Pelissetto, P. Rossi and E. Vicari, *Critical exponents and equation of state of the three-dimensional Heisenberg universality class*, *Phys. Rev. B* **65** (2002) 144520, [cond-mat/0110336](#).