

Energetics and structural properties of two- and three-boson systems in the presence of 1D spin-orbit coupling

Q. Guan^{1,2} and D. Blume^{1,2}

¹*Homer L. Dodge Department of Physics and Astronomy,
The University of Oklahoma, 440 W. Brooks Street, Norman, Oklahoma 73019, USA*

²*Center for Quantum Research and Technology, The University of Oklahoma,
440 W. Brooks Street, Norman, Oklahoma 73019, USA*

(Dated: February 2, 2022)

It was shown recently that the discrete scaling symmetry, which underlies the Efimov effect in the three identical boson system with two-body short-range interactions, survives when single-particle 1D spin-orbit coupling terms are added to the Hamiltonian. Each three-body energy level in the ordinary Efimov scenario turns into an energy manifold that contains four energy levels in the presence of 1D spin-orbit coupling (equal mixture of Rashba-Dresselhaus coupling). This work provides a detailed characterization of the energy levels in these manifolds. The two-boson energies, which enter into the three-boson scattering threshold, are analyzed in detail. Moreover, the structural properties, e.g., momentum distributions of the two- and three-boson systems, are analyzed for various parameter combinations.

PACS numbers:

I. INTRODUCTION

The three-boson system with two-body short-range interactions has captured physicists' attention ever since Efimov's bizarre and counterintuitive prediction that the strengthening of the two-body binding leads, in a certain parameter regime, to a weakening of the three-body binding [1–4]. It is now well understood that this behavior is linked to the existence of a discrete scaling symmetry and, associated with this symmetry, a limit cycle [5]. The discrete scaling symmetry has been probed in atom-loss measurements in cold, non-degenerate cold atom systems [6–11]. Just a few years ago, the quantum mechanical density of the helium Efimov trimer system was measured in a molecular beam experiment that allows for size selection using matter wave diffraction and imaging via Coulomb explosion [12]. In a different experimental set-up, radio-frequency spectroscopy was used to probe the energy spectrum [13, 14].

Ever since Efimov's prediction in the early 70s, there has been a quest to extend the Efimov scenario beyond the three identical boson paradigm. In fact, motivated by possible applications to nuclear systems, Efimov himself considered various extensions to three-particle systems with different masses and spin degrees of freedom [4]. Possible extensions to the four- and higher-body sector have captured scientists' imagination and challenged our analytical and numerical toolbox for the past forty-plus years [15–24]. More recently, possible imprints of three-body Efimov physics on many-body systems have been investigated [25–30]. This work explores an extension of Efimov's scenario along a different line, namely, it considers the three-boson Efimov scenario in the presence of single-particle forces. The most frequently considered single-particle force in the literature is an external confinement, which reduces the “position space” available to the three-particle system [31–37]. Our work, in con-

trast, considers 1D spin-orbit coupling terms, which modify the single-particle dispersion. The impacts of other spin-orbit coupling schemes on Efimov trimer have been considered in the literature [38–40].

In a recent work [41], it was demonstrated that Efimov's discrete scaling law persists in the presence of 1D spin-orbit coupling in an enlarged parameter space that includes not only the two-body s -wave scattering length, but also the parameters that characterize the 1D spin-orbit coupling terms. The discrete scaling law tells us that once we know the shape of four energy surfaces in a five-dimensional parameter space, we can predict all other energy surfaces in the five-dimensional parameter space. This is similar to the “normal” Efimov scenario where, once we know one energy curve in the energy-scattering length plane, all other energy curves in this plane are determined by the radial scaling law [5, 23]. In this work, we map out the shape of the three-boson energy surfaces in the presence of 1D spin-orbit coupling in a subspace of the full parameter space. Particular emphasis is given to the near-threshold behavior and its dependence on the generalized total momentum (center-of-mass quasi-momentum). The determination of the three-atom threshold requires the two-body energies as input. Because of this, the two-boson system is investigated in detail. In contrast to the extensively-studied two-fermion systems with various types of spin-orbit coupling [42–51], comparatively works on the two-boson systems with 2D and 3D spin-orbit coupling are found in the literature [50, 52–56].

This work also considers structural properties of extremely weakly-bound two- and three-boson systems in the presence of 1D spin-orbit coupling terms. The momentum distributions of weakly-bound eigenstates help us understand the effects of the 1D spin-orbit coupling terms on the binding energy. In certain parameter regimes, the momentum distributions of weakly-bound

states and those of the lowest scattering threshold are strongly correlated. Signatures of these correlations may be observable in dedicated cold atom time-of-flight experiments. Moreover, the generalized momentum and the mechanical momentum in the lab frame are discussed for states with the strongest binding and for states with the lowest total energy.

The remainder of this paper is organized as follows. Section II introduces the theoretical background. Sections III and IV present our results for the two- and three-boson systems, respectively. The dependence of the binding energy and the total ground state energy on the s -wave scattering length and the spin-orbit coupling parameters is analyzed. Momentum distribution functions are also analyzed. Finally, Sec. V presents our conclusions.

II. THEORETICAL BACKGROUND

A. System Hamiltonian

We consider N identical bosons with mass m and three-dimensional position vectors \vec{r}_j . Each atom is treated as an effective spin-1/2 system with spin-orbit coupling. Using the Pauli spin-1/2 operators $\hat{\sigma}_{j,x}$, $\hat{\sigma}_{j,y}$, and $\hat{\sigma}_{j,z}$ for the j th particle, the single-particle Hamiltonian \hat{h}_j reads [57]

$$\hat{h}_j = \frac{\hat{p}_j^2}{2m} \hat{I}_j + \frac{\hbar k_{\text{so}}}{m} \hat{p}_{j,z} \hat{\sigma}_{j,z} + \frac{\Omega}{2} \hat{\sigma}_{j,x} + \frac{\delta}{2} \hat{\sigma}_{j,z}, \quad (1)$$

where k_{so} , Ω , and δ are referred to as spin-orbit coupling strength, Raman coupling, and detuning, respectively. The operator $\hat{p}_{j,z}$ denotes the z -component of the generalized momentum operator $\hat{\vec{p}}_j$ of the j th atom ($\hat{\vec{p}}_j$ contains the components $\hat{p}_{j,x}$, $\hat{p}_{j,y}$, and $\hat{p}_{j,z}$). The quantity \hat{I}_j denotes the 2 by 2 identity operator in the spin space of the j th particle. The system Hamiltonian \hat{H}_N for N interacting particles reads

$$\hat{H}_N = \sum_{j=1}^N \hat{h}_j + \hat{V}_{\text{int}}, \quad (2)$$

where the interaction term \hat{V}_{int} contains two-body interactions V_{2b} and three-body interactions V_{3b} ,

$$\hat{V}_{\text{int}} = \left(\sum_{j=1, j < k}^N V_{2b}(r_{jk}) + \sum_{j=1, j < k, k < l}^N V_{3b}(r_{jkl}) \right) \hat{I}_{1, \dots, N}. \quad (3)$$

Here, we define the two-body relative distance r_{jk} and three-body hyperradius r_{jkl} as

$$r_{jk} = |\vec{r}_j - \vec{r}_k| \quad (4)$$

and

$$r_{jkl} = (r_{jk}^2 + r_{jl}^2 + r_{kl}^2)^{1/2}. \quad (5)$$

The quantity $\hat{I}_{j, \dots, k}$ with $j \leq k$ denotes the identity operator of the spin-space spanned by particles j through k .

We use Jacobi coordinates [58, 59] to separate the center-of-mass degrees of freedom from the relative degrees of freedom. Thus, the total system Hamiltonian \hat{H}_N in Eq. (2) can be rewritten as

$$\hat{H}_N = \hat{H}_{N, \text{com}} + \hat{H}_{N, \text{rel}}, \quad (6)$$

where the center-of-mass Hamiltonian $\hat{H}_{N, \text{com}}$ and the relative Hamiltonian $\hat{H}_{N, \text{rel}}$ take the forms

$$\hat{H}_{N, \text{com}} = \frac{\hat{q}_N^2}{2\mu_N} \hat{I}_{1, \dots, N} + \frac{\hbar k_{\text{so}} N \hat{q}_{N,z}}{\mu_N} \hat{\Sigma}_{N,z} \quad (7)$$

and

$$\begin{aligned} \hat{H}_{N, \text{rel}} = & \sum_{j=1}^{N-1} \frac{\hat{q}_j^2}{2\mu_j} \hat{I}_{1, \dots, N} + \sum_{j=1}^{N-1} \frac{\hbar k_{\text{so}}}{m} \hat{q}_{j,z} \hat{\Sigma}_{j,z} \\ & + \frac{N\delta}{2} \hat{\Sigma}_{N,z} + \frac{N\Omega}{2} \hat{\Sigma}_{N,x} + \hat{V}_{\text{int}}. \end{aligned} \quad (8)$$

The quantity \hat{q}_j ($j = 1, \dots, N$) denotes the generalized j th Jacobi momentum operator and μ_j the associated Jacobi mass. The transformation from the generalized single-particle momentum operators $\hat{\vec{p}}_j$ to the generalized Jacobi operators $\hat{\vec{q}}_j$ is given by $(\hat{\vec{p}}_1, \dots, \hat{\vec{p}}_N)^T = U(\hat{\vec{q}}_1, \dots, \hat{\vec{q}}_N)^T$, where the matrix U is given by [58]

$$U = \begin{pmatrix} 1 & -1 & 0 & \dots & 0 \\ \frac{1}{2} & \frac{1}{2} & -1 & \dots & 0 \\ \vdots & & & & \vdots \\ \frac{1}{N-1} & \frac{1}{N-1} & \dots & \dots & -1 \\ \frac{1}{N} & \frac{1}{N} & \dots & \dots & \frac{1}{N} \end{pmatrix}. \quad (9)$$

The transformation from the single-particle position vectors \vec{r}_j to the Jacobi vectors $\vec{\rho}_j$ (to be used below) and from the single spin operators $\hat{\sigma}_j$ to the Jacobi spin operators $\hat{\Sigma}_j$ proceeds analogously (Appendix A of Ref. [41] provides explicit expressions for $\hat{\Sigma}_{1,z}$ and $\hat{\Sigma}_{2,z}$).

We identify the first term on the right hand side of Eq. (7) as the kinetic energy associated with the center of mass degrees of freedom. Since the total generalized momentum operator $\hat{\vec{q}}_N$ is a conserved quantity [60], the eigenenergies and eigenstates of \hat{H}_N can be obtained by considering each fixed $\hat{\vec{q}}_N$ subspace separately. Here, \vec{q}_N is the eigenvalue of the operator $\hat{\vec{q}}_N$. Similar to the system without spin-orbit coupling, the kinetic energy associated with the center of mass degrees of freedom contributes a constant energy shift to the eigenenergy for each fixed \vec{q}_N and does not impact the binding energy. The second term on the right hand side of Eq. (7) is structurally similar to the first term in the second line of Eq. (8). This discussion motivates us to define a modified

relative Hamiltonian $\hat{H}_{N,\text{rel}}$, which combines the second term on the right hand side of Eq. (7) and the first term in the second line of Eq. (8),

$$\hat{H}_{N,\text{rel}} = \hat{H}_{N,\text{rel,ni}} + \hat{V}_{\text{int}}, \quad (10)$$

where the non-interacting relative Hamiltonian $\hat{H}_{N,\text{rel,ni}}$ reads

$$\begin{aligned} \hat{H}_{N,\text{rel,ni}} = & \sum_{j=1}^{N-1} \frac{\hat{q}_j^2}{2\mu_j} I_{1,\dots,N} + \sum_{j=1}^{N-1} \frac{\hbar k_{\text{so}}}{m} \hat{q}_{j,z} \hat{\Sigma}_{j,z} \\ & + \frac{N\tilde{\delta}}{2} \hat{\Sigma}_{N,z} + \frac{N\Omega}{2} \hat{\Sigma}_{N,x}. \end{aligned} \quad (11)$$

The generalized detuning $\tilde{\delta}$, which contains the true detuning δ and the center-of-mass momentum \vec{q}_N , is defined through

$$\frac{\tilde{\delta}}{2} = \frac{\hbar k_{\text{so}}}{\mu_N} q_{N,z} + \frac{\delta}{2}. \quad (12)$$

The shift introduces a non-trivial dependence of the eigenenergy on the total generalized momentum \vec{q}_N . No such dependence exists for the system without spin-orbit coupling. Using Eqs. (10) and (11), the total N -particle Hamiltonian for fixed \vec{q}_N is given by

$$\hat{H}_N(\vec{q}_N) = \frac{\vec{q}_N^2}{2\mu_N} I_{1,\dots,N} + \hat{H}_{N,\text{rel}}. \quad (13)$$

Equations (10) and (11) can be viewed as the system Hamiltonian in the center-of-mass frame and the generalized detuning $\tilde{\delta}$ can be interpreted as the effective detuning that the system sees in the center-of-mass frame. The center-of-mass momentum dependence of $\hat{H}_{N,\text{rel,ni}}$ in Eq. (11) is a direct consequence of the breaking of the Galilean invariance in spin-orbit coupled systems [61].

In this work, the $\tilde{\delta}$ -dependence of the binding energy $\bar{E}_{N,\text{binding}}^{(n)}(\tilde{\delta})$, where the superscript “ n ” indicates the n th eigenstate, is presented for two and three identical bosons. The binding energy is directly related to the dissociation properties of few-body systems. For example, weakly-bound states tell one the critical scattering lengths at which enhanced three-body losses are expected to occur in the presence of 1D spin-orbit coupling [41]. Once the critical generalized detuning $\tilde{\delta}_{\text{cr}}$ at which the binding energy $\bar{E}_{N,\text{binding}}^{(n)}(\tilde{\delta})$ is the largest has been determined, the z -component of the generalized total momentum of the corresponding state is uniquely determined via Eq. (12) for each fixed δ . The same conclusion was reached by Shenoy [47] for two identical fermions with 1D spin-orbit coupling.

B. Binding energy

To determine the binding energies $\bar{E}_{N,\text{binding}}^{(n)}(\tilde{\delta})$, one needs to calculate the threshold energy $\bar{E}_{N,\text{rel,th}}(\tilde{\delta})$ and

the eigenenergy $\bar{E}_{N,\text{rel}}^{(n)}(\tilde{\delta})$ of the Hamiltonian $\hat{H}_{N,\text{rel}}$ for a given generalized detuning $\tilde{\delta}$,

$$\bar{E}_{N,\text{binding}}^{(n)}(\tilde{\delta}) = \max \left[\bar{E}_{N,\text{rel,th}}(\tilde{\delta}) - \bar{E}_{N,\text{rel}}^{(n)}(\tilde{\delta}), 0 \right]. \quad (14)$$

Equation (14) implies that, assuming a fixed bare detuning δ , the eigenenergy of a state with total generalized momentum \vec{q}_N is referenced to the threshold energy for a state with the same \vec{q}_N . This is consistent with the fact that the components of \vec{q}_N can be interpreted as good quantum numbers. The threshold energy $\bar{E}_{N,\text{rel,th}}(\tilde{\delta})$ of the N -particle system is the lowest eigenenergy of a state for which one or more particles are far away from the rest of the system such that the interactions between the “far-away particles” and the rest of the system vanish. For the two-body system, e.g., the threshold energy $\bar{E}_{2,\text{rel,th}}(\tilde{\delta})$ is equal to the lowest eigenenergy of two non-interacting particles [60],

$$\bar{E}_{2,\text{rel,th}}(\tilde{\delta}) = \min_{\vec{q}_1} \left[\bar{E}_{2,\text{rel,ni}}^{(0)}(\vec{q}_1, \tilde{\delta}) \right]. \quad (15)$$

Here, $\bar{E}_{2,\text{rel,ni}}^{(0)}(\vec{q}_1, \tilde{\delta})$ corresponds to the lowest relative dispersion relationship of the non-interacting Hamiltonian $\hat{H}_{2,\text{rel,ni}}$ with generalized detuning $\tilde{\delta}$ and relative generalized momentum \vec{q}_1 . Since the relative generalized momentum \vec{q}_1 is not a conserved quantity for the two-particle Hamiltonian $\hat{H}_{2,\text{rel}}$, the threshold energy is obtained by minimizing $\bar{E}_{2,\text{rel,ni}}^{(0)}(\vec{q}_1, \tilde{\delta})$ with respect to \vec{q}_1 .

For the three-body system, the threshold energy $\bar{E}_{3,\text{rel,th}}(\tilde{\delta})$ corresponds to either the lowest eigenenergy of three non-interacting particles or to the lowest eigenenergy of an atom-dimer state (details are given in Appendices C-E of Ref. [41]). Specifically, we define the three-atom threshold energy $\bar{E}_{3,\text{rel,th}}^{\text{aaa}}(\tilde{\delta})$ and the atom-dimer threshold energy $\bar{E}_{3,\text{rel,th}}^{\text{ad}}(\tilde{\delta})$ through

$$\bar{E}_{3,\text{rel,th}}^{\text{aaa}}(\tilde{\delta}) = \min_{\vec{q}_1, \vec{q}_2} \left[\bar{E}_{3,\text{rel,ni}}^{(0)}(\vec{q}_1, \vec{q}_2, \tilde{\delta}) \right] \quad (16)$$

and

$$\begin{aligned} \bar{E}_{3,\text{rel,th}}^{\text{ad}}(\tilde{\delta}) = & \min_{\vec{q}_2} \left[\bar{E}_{2,\text{rel}}^{(0)} \left(\tilde{\delta} + \frac{\hbar k_{\text{so}} q_{2,z}}{m} \right) \right. \\ & \left. + \bar{E}_{2,\text{rel,ni}}^{(0)} \left(\vec{q}_2, \tilde{\delta} - \frac{2\hbar k_{\text{so}} q_{2,z}}{m} \right) - \frac{\vec{q}_2^2}{4m} \right], \end{aligned} \quad (17)$$

respectively. Here, $\bar{E}_{3,\text{rel,ni}}^{(0)}(\vec{q}_1, \vec{q}_2, \tilde{\delta})$ corresponds to the lowest dispersion relationship of the non-interacting relative Hamiltonian $\hat{H}_{3,\text{rel,ni}}$ with generalized detuning $\tilde{\delta}$ and generalized Jacobi momenta \vec{q}_1 and \vec{q}_2 . Equation (17) shows that it is necessary to fully map out the $\tilde{\delta}$ -dependence of $\bar{E}_{2,\text{rel}}^{(0)}(\tilde{\delta})$ to obtain $\bar{E}_{3,\text{rel,th}}^{\text{ad}}(\tilde{\delta})$. Putting this together, the three-body threshold energy $\bar{E}_{3,\text{rel,th}}(\tilde{\delta})$ is determined by

$$\bar{E}_{3,\text{rel,th}}(\tilde{\delta}) = \min \left[\bar{E}_{3,\text{rel,th}}^{\text{aaa}}(\tilde{\delta}), \bar{E}_{3,\text{rel,th}}^{\text{ad}}(\tilde{\delta}) \right]. \quad (18)$$

C. Total ground state energy

While the binding energy is relevant in the few-body context, the ground state energy $E_N^{(0)}(\vec{q}_N)$ of $\hat{H}_N(\vec{q}_N)$ is relevant in the many-body context. Due to the breaking of the Galilean invariance, it is non-trivial to find the critical generalized total momentum $\vec{q}_{N,\text{cr}}$ at which $E_N^{(0)}(\vec{q}_N)$ reaches its minimum value, i.e., the total ground state energy. This is different from the corresponding system without spin-orbit coupling, where $E_N^{(n)}(\vec{q}_N)$ reaches its minimum value for $\vec{q}_N = 0$. According to the Hellman-Feynman theorem [62], we have

$$\nabla_{\vec{q}_N} E_N^{(0)}(\vec{q}_N) = \left(\frac{q_{N,x}}{\mu_N}, \frac{q_{N,y}}{\mu_N}, \frac{q_{N,z}}{\mu_N} + \frac{\hbar k_{\text{so}} N}{\mu_N} \langle \Psi_{\vec{q}_N}^{(0)} | \hat{\Sigma}_{N,z} | \Psi_{\vec{q}_N}^{(0)} \rangle \right)^T, \quad (19)$$

where $|\Psi_{\vec{q}_N}^{(0)}\rangle$ denotes the ground state of $\hat{H}_N(\vec{q}_N)$ with generalized total momentum \vec{q}_N . Since the critical generalized total momentum $\vec{q}_{N,\text{cr}}$ is defined through

$$\nabla_{\vec{q}_N} E_N^{(0)}(\vec{q}_N) \Big|_{\vec{q}_N = \vec{q}_{N,\text{cr}}} = 0, \quad (20)$$

Eq. (19) yields

$$\vec{q}_{N,\text{cr}} = \left(0, 0, -\hbar k_{\text{so}} N \langle \Psi_{\vec{q}_{N,\text{cr}}}^{(0)} | \hat{\Sigma}_{N,z} | \Psi_{\vec{q}_{N,\text{cr}}}^{(0)} \rangle \right)^T. \quad (21)$$

In cold atom experiments, synthetic 1D spin-orbit coupling has first been realized using a Raman laser scheme [57]. The derivation of the effective low-energy cold atom Hamiltonian involves going from a bare state basis (lab frame) to a dressed state basis (rotated frame) [57]. As a consequence, the total mechanical momentum $\hat{\vec{q}}_{N,\text{lab}}$ in the lab frame is related to the generalized momentum $\hat{\vec{q}}_N$ in the rotated frame via

$$\hat{\vec{q}}_{N,\text{lab}} = \left(\hat{q}_{N,x}, \hat{q}_{N,y}, \hat{q}_{N,z} + \hbar k_{\text{so}} N \hat{\Sigma}_{N,z} \right)^T. \quad (22)$$

“Sandwiching” Eq. (22) with the state $\Psi_{\vec{q}_{N,\text{cr}}}^{(0)}$, one obtains

$$\vec{q}_{N,\text{lab,cr}} = \left(q_{N,x,\text{cr}}, q_{N,y,\text{cr}}, q_{N,z,\text{cr}} + \hbar k_{\text{so}} N \langle \Psi_{\vec{q}_{N,\text{cr}}}^{(0)} | \hat{\Sigma}_{N,z} | \Psi_{\vec{q}_{N,\text{cr}}}^{(0)} \rangle \right)^T, \quad (23)$$

where $q_{N,i,\text{cr}}$ ($i = x, y, z$) denotes the i th component of the critical generalized total momentum $\vec{q}_{N,\text{cr}}$ and $\vec{q}_{N,\text{lab,cr}}$ the critical mechanical momentum in the lab frame. Plugging Eq. (21) into Eq. (23), we find that $\Psi_{\vec{q}_{N,\text{cr}}}^{(0)}$ is characterized by a vanishing average total mechanical momentum vector in the lab frame, regardless of the system parameters such as detuning and Raman

coupling strength. Said differently, the state corresponding to the lowest ground state energy $E_N^{(0)}(\vec{q}_{N,\text{cr}})$ among all ground state energies $E_N^{(0)}(\vec{q}_N)$ has zero average total mechanical momentum in the lab frame. This conclusion disagrees with the conclusions presented in Ref. [48].

Given the ground state energy $\bar{E}_{N,\text{rel}}^{(0)}(\tilde{\delta})$ of $\hat{H}_{N,\text{rel}}$, the ground state energy $E_N^{(0)}(\vec{q}_N)$ of $\hat{H}_N(\vec{q}_N)$ is obtained through

$$E_N^{(0)}(\vec{q}_N) = \frac{\vec{q}_N^2}{2\mu_N} + \bar{E}_{N,\text{rel}}^{(0)}(\tilde{\delta}). \quad (24)$$

Equation (24) facilitates the process of mapping out the \vec{q}_N dependence of $E_N^{(0)}(\vec{q}_N)$, i.e., Eq. (24) serves as a “hook” that connects $E_N^{(0)}(\vec{q}_N)$ and $\bar{E}_{N,\text{rel}}^{(0)}(\tilde{\delta})$ for variable detunings δ . For example, given $E_{N,\delta_1}^{(0)}(\vec{q}_N)$, $E_{N,\delta_2}^{(0)}(\vec{q}_N)$ is obtained via

$$E_{N,\delta_2}^{(0)}(\vec{q}_N) = \frac{\vec{q}_N^2 - \vec{Q}^2}{2\mu_N} + E_{N,\delta_1}^{(0)}(\vec{Q}), \quad (25)$$

where

$$\vec{Q} = \left(q_{N,x}, q_{N,y}, \frac{(\delta_2 - \delta_1)\mu_N}{2\hbar k_{\text{so}}} + q_{N,z} \right). \quad (26)$$

In practice, we calculate the eigenenergies of $\hat{H}_{N,\text{rel}}$ as a function of the generalized detuning $\tilde{\delta}$ using the explicitly correlated Gaussian approach [41, 58, 59] (see Appendix B of Ref. [41] for more details). In a second step, we use Eqs. (24)-(26) for a fixed bare detuning δ to obtain $E_N(\vec{q}_N)$ for various \vec{q}_N .

D. Interaction potential and energy scales

Throughout this work, we assume that the two-body interaction potential $V_{2b}(\vec{r}_{jk})$ is the same for all spin channels. We use a Gaussian model potential with range r_0 and depth v_0 ,

$$V_{2b}(r_{jk}) = -v_0 \exp\left(-\frac{r_{jk}^2}{2r_0^2}\right). \quad (27)$$

The depth v_0 ($v_0 \geq 0$) is adjusted to dial in the desired two-body s -wave scattering length a_s . The v_0 values considered are such that the potential $V_{2b}(r_{jk})$ supports at most one two-body s -wave bound state. The three-body interaction employed in this work also has a Gaussian form,

$$V_{3b}(r_{jkl}) = V_0 \exp\left(-\frac{r_{jkl}^2}{2R_0^2}\right). \quad (28)$$

The parameters R_0 and V_0 ($V_0 \geq 0$) are used to tune the three-body parameter κ_* [19, 22, 41, 63],

$$E_* = -\frac{\hbar^2 \kappa_*^2}{m}, \quad (29)$$

where E_* denotes the relative energy of the lowest universal three-boson state at unitarity in the absence of spin-orbit coupling. The term “universal three-boson state” in this context refers to a state described nearly perfectly by Efimov’s zero-range theory [5, 23]. For the parameters considered in this work, the most strongly bound three-boson state is the lowest universal three-boson state [41]. To guarantee that we are in the universal regime, the ranges r_0 and R_0 in Eqs. (27)-(28) are chosen to be much smaller than all other length scales in the problem.

In the following two sections, we discuss the binding energies $\bar{E}_{N,\text{binding}}^{(n)}(\tilde{\delta})$, the critical generalized detuning $\tilde{\delta}_{\text{cr}}$, the ground state energy $E_N^{(0)}(\vec{q}_N)$ of $\hat{H}_N(\vec{q}_N)$, the critical total generalized momentum $\vec{q}_{N,\text{cr}}$, and the total ground state energy $E_N^{(0)}(\vec{q}_{N,\text{cr}})$ for bosonic systems with $N = 2$ and $N = 3$. Since $E_N^{(0)}(\vec{q}_N)$ depends non-trivially only on the z -component of \vec{q}_N , we take $\vec{q}_N = (0, 0, q_{N,z})$ throughout and use the notation $E_N^{(0)}(q_{N,z})$ when we discuss $E_N^{(0)}(\vec{q}_N)$. Throughout this paper, we use E_{so} and $1/k_{\text{so}}$ as energy and length units,

$$E_{\text{so}} = \frac{\hbar^2 k_{\text{so}}^2}{2m}. \quad (30)$$

III. TWO-BOSON SYSTEM

A. Binding energy

The two-body binding energies depend on the dimensionless parameters $a_s k_{\text{so}}$, $\tilde{\delta}/E_{\text{so}}$, and Ω/E_{so} . For $\Omega = 0$, i.e., in the absence of spin-orbit coupling, the total spin projection operator $\hat{\Sigma}_{2,z}$ commutes with $\hat{H}_{2,\text{rel}}$. This means that the associated M_z projection quantum number is a good quantum number and that the different spin channels are decoupled. Assuming that the eigenenergies for the case without spin-orbit coupling are known, the two-body eigenenergies for $\Omega = 0$ can be obtained analytically (see Appendix A). In the zero-range limit, one finds that the system supports up to three two-boson bound states. The binding energy is in this $\Omega = 0$ case measured with respect to the minimum of the respective non-interacting relative dispersion curve. If we instead measured the binding energy of the $\Omega = 0$ system with respect to the absolute minimum of the entire set of non-interacting relative dispersion curves (which is how the two-atom threshold energy of the system with finite Raman coupling Ω is defined), then we obtain the binding energies shown in Figs. 1(b), 1(d), and 1(f) for the lowest two-boson state ($n = 0$), the first excited two-boson state ($n = 1$), and the second excited two-boson state ($n = 2$), respectively. These binding energies, calculated with respect to the incorrect threshold, can be interpreted as being those for infinitesimally small but finite Ω .

For finite Ω , M_z is not a good quantum number any more and the eigenstates are non-trivial superpositions of the four product spin states. Thus, the binding energies

$\bar{E}_{2,\text{binding}}^{(n)}(\tilde{\delta})$ in the presence of spin-orbit coupling have, in general, to be determined numerically. As discussed in Sec II B, the two-body binding energies $\bar{E}_{2,\text{binding}}^{(n)}(\tilde{\delta})$ are obtained by calculating the eigenenergies of the Hamiltonian $\hat{H}_{2,\text{rel}}$ for various generalized detunings $\tilde{\delta}$ and by measuring the energies relative to the lowest two-atom threshold energy $\bar{E}_{2,\text{rel,th}}(\tilde{\delta})$ with the same $\tilde{\delta}$. Figures 1(a), 1(c), and 1(e) show contour plots of the negative of the binding energy $\bar{E}_{2,\text{binding}}^{(n)}(\tilde{\delta})$ for $n = 0$, $n = 1$, and $n = 2$, respectively, for $\Omega = 2E_{\text{so}}$ as functions of $(a_s k_{\text{so}})^{-1}$ and $\tilde{\delta}/E_{\text{so}}$. It is expected that the spin-orbit coupling has the most pronounced effect on the eigenstates when the binding is weak. To focus on the relatively weak binding regime, the range of the $(a_s k_{\text{so}})^{-1}$ values is different in Figs. 1(a)-1(f).

Comparison of the left and right columns of Fig. 1 shows that the “shapes” of the contours for the first and second excited states for $\Omega = 2E_{\text{so}}$ [Figs. 1(c) and 1(e)] are quite similar to those for infinitesimally small Ω [Figs. 1(d) and 1(f)]. The binding energies of the first and second excited states are smaller for $\Omega = 2E_{\text{so}}$ than for infinitesimally small Ω . For example, for $\tilde{\delta} = 0$, Fig. 1(c) shows that the first excited state starts to be bound at $(a_s k_{\text{so}})^{-1} \approx 1.1$ while Fig. 1(d) shows that it starts to be bound at $(a_s k_{\text{so}})^{-1} \approx 1$. While the spin-orbit coupling ($\Omega = 2E_{\text{so}}$) reduces the binding of the first excited and second excited states compared to the case with infinitesimally small Ω , the binding of the ground state is enhanced by the finite spin-orbit coupling.

A key feature of Fig. 1(a) is that the two-boson system supports a bound state on the negative s -wave scattering length side. The s -wave interacting system without spin-orbit coupling, in contrast, does not support a bound state on the negative s -wave scattering length side [see Fig. 1(b)]. This implies that the spin-orbit coupling leads to an enhancement of the binding of the two-boson ground state. For $\Omega = 2E_{\text{so}}$, this enhancement is largest for a finite $\tilde{\delta}$, i.e., the critical generalized detuning is approximately equal to $1.7E_{\text{so}}$ for all $a_s k_{\text{so}}$ included in Fig. 1(a). For $\tilde{\delta} = 1.7E_{\text{so}}$ and $\Omega = 2E_{\text{so}}$, the smallest $(a_s k_{\text{so}})^{-1}$ value for which the two-boson system supports a bound state is equal to -1.016 . Assuming $(k_{\text{so}})^{-1} = 4,000a_0$ [57], this corresponds to $a_s = -3,937a_0$. This estimate shows that the enhancement of the two-body binding energy due to the 1D spin-orbit coupling is sizable in the equal scattering lengths case considered in our work. Although the experimentally more relevant unequal scattering lengths scenario requires separate calculations, the qualitative behavior is expected to be similar to that discussed here for the identical scattering lengths case.

To gain a deeper understanding of the shape of the contours in Figs. 1(a), it is helpful to analyze the lowest non-interacting relative dispersion relationship $\bar{E}_{2,\text{rel,ni}}^{(0)}(q_{1,z}, \tilde{\delta})$ [see Eq. (11)]. Figure 2(a) shows $\bar{E}_{2,\text{rel,ni}}^{(0)}(q_{1,z}, \tilde{\delta})$ for three different generalized detunings

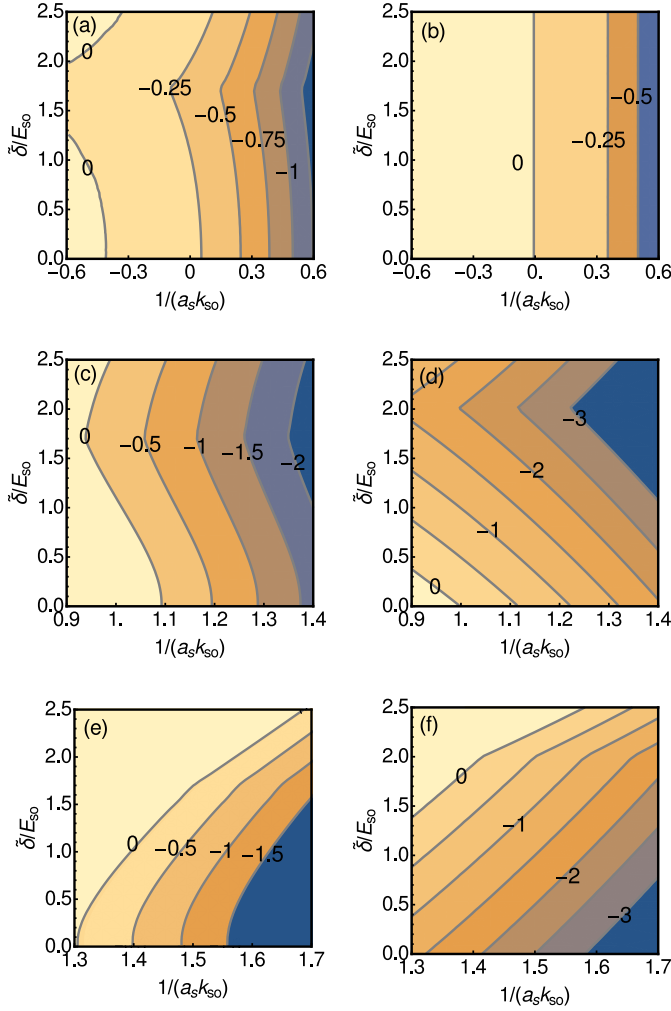


FIG. 1: (Color online) The contours show the negative of the two-boson binding energy, in units of E_{so} , as functions of $(a_s k_{\text{so}})^{-1}$ and $\tilde{\delta}/E_{\text{so}}$ for $\Omega = 2E_{\text{so}}$ [panels (a), (c), and (e)] and infinitesimally small Ω [panels (b), (d), and (f)]. The panels in the first row, second row, and third row show the negative of the binding energy of the energetically lowest-lying two-boson state ($n = 0$), of the first excited two-boson state ($n = 1$), and of the second excited two-boson state ($n = 2$). Note the different ranges of the x -axis in panels (a)-(f).

$\tilde{\delta}$. For $\tilde{\delta} = 0$ [the black solid line in Fig. 2(a)], $\bar{E}_{2,\text{rel,ni}}^{(0)}(q_{1,z}, \tilde{\delta})$ has two global minima at finite $q_{1,z}$. For $0 < \tilde{\delta} < 1.697E_{\text{so}}$ (not shown), a local minimum exists at $q_{1,z} = 0$ in addition to the two global minima at finite $q_{1,z}$. For $\tilde{\delta} = 1.697E_{\text{so}}$ [the red dashed line in Fig. 2(a)], the minimum at $q_{1,z} = 0$ is degenerate with the two minima at finite $q_{1,z}$; thus, $\bar{E}_{2,\text{rel,ni}}^{(0)}(q_{1,z}, \tilde{\delta})$ has three global minima. For $\tilde{\delta} > 1.697E_{\text{so}}$ [the blue dotted line in Fig. 2(a)], $\bar{E}_{2,\text{rel,ni}}^{(0)}(q_{1,z}, \tilde{\delta})$ has one global minimum that is located at $q_{1,z} = 0$. For fixed $\tilde{\delta}$, the minimum of $\bar{E}_{2,\text{rel,ni}}^{(0)}(q_{1,z}, \tilde{\delta})$ yields the threshold energy

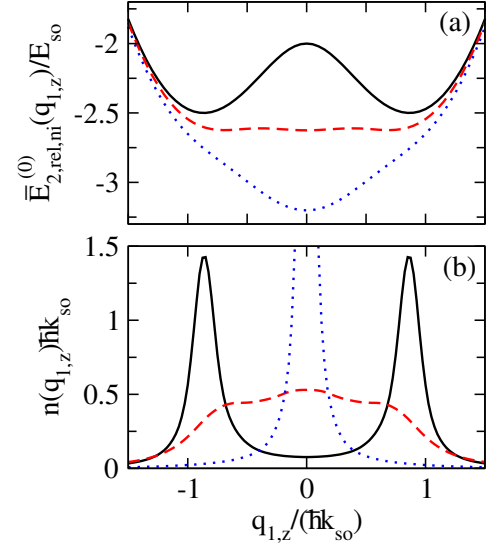


FIG. 2: (Color online) Correlations between (a) the lowest non-interacting relative dispersion curve and (b) the relative momentum distribution for the ground state with $\Omega = 2E_{\text{so}}$ and $(a_s k_{\text{so}})^{-1} = -0.321$. For both panels, the black solid, red dashed, and blue dotted lines correspond to $\tilde{\delta} = 0, 1.7E_{\text{so}}$, and $2.5E_{\text{so}}$, respectively.

$\bar{E}_{2,\text{rel,th}}^{(0)}(\tilde{\delta})$. Thus, as $\tilde{\delta}$ increases, the degeneracy of the threshold energy goes from two for $\tilde{\delta} < 1.697E_{\text{so}}$ to three for $\tilde{\delta} = 1.697E_{\text{so}}$, to one for $\tilde{\delta} > 1.697E_{\text{so}}$. Figure 1(a) indicates that the generalized detuning at which the degeneracy of the threshold energy is maximal is approximately equal to the critical detuning $\tilde{\delta}_{\text{cr}}$ at which the binding energy is largest. The same conclusion also holds in the three-boson system in the presence of 1D spin-orbit coupling (see Sec. IV).

In the weakly bound regime, the structural properties of the bound states are expected to reflect the behavior of the associated non-interacting relative dispersion curves. As an example, we consider the relative momentum distribution $n(q_{1,z})$ along the z -direction for various generalized detunings. The relative momentum distribution $n(q_{1,z})$ is defined through

$$n(q_{1,z}) = \sum_{\sigma} \int \Phi_{\text{rel},\sigma}^*(\vec{q}'_1) \delta(q'_{1,z} - q_{1,z}) \Phi_{\text{rel},\sigma}(\vec{q}'_1) d\vec{q}'_1 \quad (31)$$

where $\Phi_{\text{rel},\sigma}$ is the momentum space wave function associated with the spin component σ ($\sigma = |\uparrow\uparrow\rangle, |\uparrow\downarrow\rangle, |\downarrow\uparrow\rangle$, and $|\downarrow\downarrow\rangle$) of the eigenstate of the relative Hamiltonian $\bar{H}_{2,\text{rel}}$ and $\delta(q'_{1,z} - q_{1,z})$ is the Dirac delta function.

Figure 2(b) shows $n(q_{1,z})$ for the ground state for $\Omega = 2E_{\text{so}}$ and $(a_s k_{\text{so}})^{-1} = -0.321$ [same as in Fig. 1(a)]. For $\tilde{\delta} = 0$ [black solid line in Fig. 2(b)], $n(q_{1,z})$ has two distinct peaks located at finite $q_{1,z}$. Due to the spin-momentum locking, the ground state is primarily a superposition of two spin contributions, namely, $|\uparrow\downarrow\rangle$ and $|\downarrow\uparrow\rangle$. For $\tilde{\delta} = 1.7E_{\text{so}}$ [red dashed line in Fig. 2(b)], $n(q_{1,z})$ has three momentum peaks, two at finite $q_{1,z}$ and one at

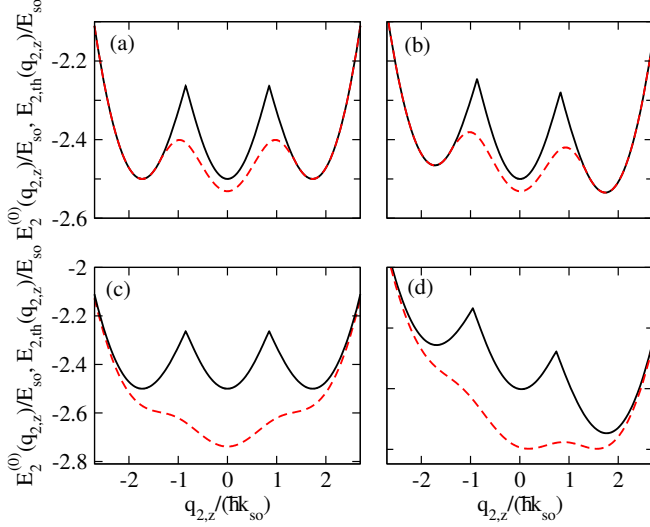


FIG. 3: (Color online) The ground state energy $E_2^{(0)}(q_{2,z})$ of $\hat{H}_N(q_{2,z})$ (red dashed lines) and the threshold energy $E_{2,th}(q_{2,z})$ (black solid lines) for $\Omega = 2E_{so}$ and various $(a_s k_{so})^{-1}$ and δ/E_{so} combinations. Panels (a) and (b) correspond to $(a_s k_{so})^{-1} = -0.321$. Panels (c) and (d) correspond to $(a_s k_{so})^{-1} = 0.0113$. Panels (a) and (c) correspond to $\delta = 0$. Panel (b) and (d) correspond to $\delta = 0.04E_{so}$ and $\delta = 0.21E_{so}$, respectively.

vanishing $q_{1,z}$. In this case, the ground state has significant weights for the $|\uparrow\downarrow\rangle$, $|\downarrow\uparrow\rangle$, and $|\downarrow\downarrow\rangle$ components. For $\tilde{\delta} = 2.5E_{so}$ [blue dotted line in Fig. 2(b)], the ground state has one peak located at vanishing $q_{1,z}$ and consists predominantly of the $|\downarrow\downarrow\rangle$ spin component. Comparing the curves in Figs. 2(a) and 2(b) for the same generalized detuning, it can be seen that the $q_{1,z}$ values for which $n(q_{1,z})$ reaches a maximum are correlated with those for which the corresponding lowest relative dispersion curve reaches a minimum.

B. Total ground state energy

Given the ground state energy $\bar{E}_{2,rel}^{(0)}(\tilde{\delta})$ of the relative Hamiltonian $\hat{H}_{2,rel}$, the ground state energy $E_2^{(0)}(q_{2,z})$ of the full Hamiltonian $\hat{H}_N(q_{2,z})$ is obtained using Eq. (24). Dashed and solid lines in Fig. 3 show the ground state energy $E_2^{(0)}(q_{2,z})$ and the threshold energy $E_{2,th}(q_{2,z})$, respectively, as a function of $q_{2,z}$ for $\Omega = 2E_{so}$ and various $(a_s k_{so})^{-1}$ and δ/E_{so} combinations. Figures 3(a) and 3(b) cover the weakly bound regime while Figs. 3(c) and 3(d) cover the more strongly bound regime. For $(a_s k_{so})^{-1} = -0.321$ and $\delta = 0$ [Fig. 3(a)], the threshold energy $E_{2,th}(q_{2,z})$ has three global minima, two at finite $q_{2,z}$ and one at $q_{2,z} = 0$. In this case, the ground state energy $E_2^{(0)}(q_{2,z})$ has two local minima at finite $q_{2,z}$ and one global minimum at $q_{2,z} = 0$. The former minima correspond to scattering states and the latter min-

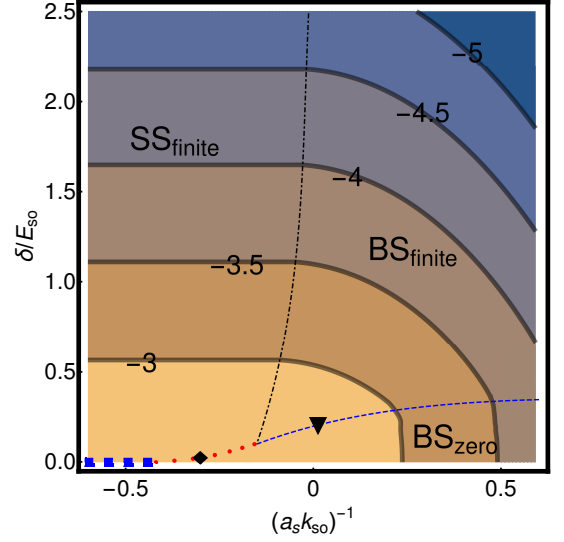


FIG. 4: (Color online) “Phase diagram” for the total ground state as functions of $(a_s k_{so})^{-1}$ and δ/E_{so} for $\Omega = 2E_{so}$. The contours show the total ground state energy $E_2^{(0)}(q_{2,z})/E_{so}$. The black dot-dashed line, blue dashed line, red dotted line, and the blue squares separate the three phases SS_{finite} , BS_{finite} , and BS_{zero} from each other (see text for details). The diamond and triangle mark the parameter combinations corresponding to Figs. 3(b) and 3(d), respectively.

imum to a bound state. For a non-zero bare detuning δ , both $E_{2,th}(q_{2,z})$ and $E_2^{(0)}(q_{2,z})$ are “tilted” and asymmetric with respect to $q_{2,z} = 0$. For $(a_s k_{so})^{-1} = -0.321$ and $\delta = 0.04E_{so}$ [Fig. 3(b)], the minimum of $E_2^{(0)}(q_{2,z})$ at $q_{2,z} = 1.739\hbar k_{so}$ is degenerate with the minimum at $q_{2,z} = 0$. The minimum at $q_{2,z} = 0$ corresponds to a bound state while the minimum at $q_{2,z} = 1.739\hbar k_{so}$ corresponds to a scattering state. For $(a_s k_{so})^{-1} = -0.321$ and $\delta > 0.04E_{so}$ (not shown), both $E_{2,th}(q_{2,z})$ and $E_2(q_{2,z})$ possess a global minimum at $q_{2,z} \approx 1.7\hbar k_{so}$. In this case, the global minimum of $E_2(q_{2,z})$ corresponds to a scattering state.

Figures 3(c) and 3(d) show the results for $(a_s k_{so})^{-1} = 0.0113$, i.e., the more strongly bound regime. For $\delta = 0$ [Fig. 3(c)], the ground state energy $E_2^{(0)}(q_{2,z})$ has one global minimum at $q_{2,z} = 0$. For $\delta = 0.21E_{so}$ [Fig. 3(d)], in contrast, the ground state energy $E_2^{(0)}(q_{2,z})$ has two degenerate global minima, one at $q_{2,z} \approx 0$ and the other at $q_{2,z} \approx 1.7\hbar k_{so}$. Compared to the case shown in Fig. 3(b), the minimum closest to $1.7\hbar k_{so}$ corresponds to a bound state instead of a scattering state. For even larger δ , $E_2^{(0)}(q_{2,z})$ has a non-degenerate global minimum that corresponds to a bound state at $q_{2,z} \approx 1.7\hbar k_{so}$.

Figure 3 indicates that for each $(a_s k_{so})^{-1}$, there exists a bare detuning δ for which the critical generalized total momentum $q_{2,z,cr}$ jumps from a value close to zero to a value close to $1.7\hbar k_{so}$. Depending on the value of $(a_s k_{so})^{-1}$, the global minimum of $E_2^{(0)}(q_{2,z})$ corresponds

either to a scattering state or to a bound state. Thus, we can identify different “phases” for fixed Ω/E_{so} , which categorize the total ground state. Figure 4 shows the “phase diagram” for the total ground state as functions of $(a_s k_{\text{so}})^{-1}$ and δ/E_{so} for $\Omega = 2E_{\text{so}}$. For this Ω/E_{so} , the total ground state falls in one of the following three phases. $\text{SS}_{\text{finite}}$: The ground state is a scattering state with $q_{z,\text{cr},z} \neq 0$. $\text{BS}_{\text{finite}}$: The ground state is a bound state with $q_{z,\text{cr},z} \approx 1.7\hbar k_{\text{so}}$. BS_{zero} : The ground state is a bound state with $q_{z,\text{cr},z} \approx 0$. The phases $\text{SS}_{\text{finite}}$ and $\text{BS}_{\text{finite}}$ have no analogy in the two-body system without spin-orbit coupling.

The region encircled by the blue squares, the red dotted line, the black dot-dashed line, and the upper and left edge of the figure corresponds to the phase $\text{SS}_{\text{finite}}$. The region encircled by the lower and right edge of the figure, the blue dashed line, and the red dotted line corresponds to the phase BS_{zero} . The region encircled by the blue dashed line, the right and upper edge of the figure, and the black dot-dashed line corresponds to the phase $\text{BS}_{\text{finite}}$. Along the red dotted line [Fig. 3(b) corresponds to such a situation], the total ground state is two-fold degenerate: one state corresponds to a scattering state with $q_{2,z} \approx 1.7\hbar k_{\text{so}}$ and the other to a bound state with $q_{2,z} \approx 0$. Along the blue dashed line [Fig. 3(d) corresponds to such a situation], the total ground state is two-fold degenerate: both states correspond to bound states but with different $q_{2,z}$, one has $q_{2,z} \approx 1.7\hbar k_{\text{so}}$ and the other $q_{2,z} \approx 0$. Along the blue squares, the total ground state is three-fold degenerate: one state corresponds to a scattering state with $q_{2,z} = 0$ and the other two to bound states with $q_{2,z} = \pm 1.739\hbar k_{\text{so}}$. Along the black dot-dashed line, the total ground state is one-fold degenerate and has a total momentum $q_{2,z} \approx 1.7\hbar k_{\text{so}}$. For $\delta \rightarrow \infty$, the black dot-dashed line in Fig. 4 is characterized by $(a_s k_{\text{so}})^{-1} = 0$, i.e., the role of Ω decreases with increasing δ .

IV. THREE-BOSON SYSTEM

The three-boson properties depend on $a_s k_{\text{so}}$, $\tilde{\delta}/E_{\text{so}}$, Ω/E_{so} , and κ_*/k_{so} . The latter is the three-body parameter associated with Efimov physics. Throughout this section, we use $R_0/r_0 = \sqrt{8}$ and fix the height of the three-body potential such that the lowest three-boson state at unitarity in the absence of spin-orbit coupling is characterized by $\kappa_* r_0 = 0.0152$. This state can be considered an Efimov state, i.e., upon variation of a_s it follows Efimov’s radial scaling law quite accurately. For example, the binding energy of the next excited state is 515.29 times smaller than the energy of the state we are considering at unitarity. This ratio is within 0.1% of the scaling factor of Efimov’s zero-range theory. Throughout this section, we fix k_{so} (and correspondingly E_{so}) and vary $\tilde{\delta}$ and Ω . Specifically, we choose k_{so} such that it is comparable to κ_* , $k_{\text{so}} = 1.32\kappa_*$ and $E_{\text{so}} = -0.871E_*$. Due to the close match of the energy scales, this param-

eter combination is expected to lead to significant modification of, for example, the momentum distribution of the Efimov trimer near unitarity, i.e., near $|a_s|^{-1} \approx 0$.

A. Binding energy

We start our discussion of the three-boson binding energy by considering the case for $\Omega = 0$. As for the two-boson system, the M_z quantum number of the three-boson system is conserved when Ω is equal to zero. Since we have three bosons with pseudospin-1/2, the M_z quantum number can take four different values, namely $-3/2, -1/2, 1/2$, and $3/2$. Thus, for vanishing Ω , each energy curve in the “normal” Efimov scenario turns into an energy manifold consisting of four decoupled states. If we measure the binding energies of these fixed M_z states with respect to the scattering threshold for the corresponding M_z channel, the binding energies of these states are the same as in the absence of spin-orbit coupling (see Appendix A). If we instead measure the binding energies for the $\Omega = 0$ system with respect to the absolute minimum of all non-interacting relative dispersion curves, i.e., the lowest scattering threshold among the four different M_z channels, the binding energies depend, in general, on $\tilde{\delta}$ (see Appendix A). As discussed in Sec. III in the context of the two-boson system, even though these binding energies are calculated with respect to the incorrect threshold, they can be interpreted as being those for infinitesimally small but finite Ω . The binding energies for infinitesimally small Ω are shown in Figs. 5(b), 5(d), 5(f), and 5(h) for the lowest three-boson state ($n = 0$), the first excited three-boson state ($n = 1$), the second excited three-boson state ($n = 2$), and the third excited three-boson state ($n = 3$), respectively. The binding energy of the ground state is independent of the generalized detuning $\tilde{\delta}$ while the binding energies of the three excited states in the lowest energy manifold depend on $\tilde{\delta}$.

For finite Ω , the M_z quantum number is not conserved any more. In this case, the three-boson binding energies $\bar{E}_{3,\text{binding}}^{(n)}(\tilde{\delta})$ need to be determined numerically. Figures 5(a), 5(c), 5(e), and 5(g) show the negative of the binding energies $\bar{E}_{3,\text{binding}}^{(n)}(\tilde{\delta})$ for $n = 0, n = 1, n = 2$, and $n = 3$, respectively, for $\Omega = 2E_{\text{so}}$ as functions of $(a_s k_{\text{so}})^{-1}$ and $\tilde{\delta}/E_{\text{so}}$. Comparison of the binding energies for $\Omega = 2E_{\text{so}}$ (left column of Fig. 5) and those for infinitesimally small Ω (right column of Fig. 5) shows that the “shapes” of the contours in the same row are quite similar for $n = 1 - 3$ but not for $n = 0$. For the same $(a_s k_{\text{so}})^{-1}$ and $\tilde{\delta}/E_{\text{so}}$, the binding energies of the excited states for finite Ω are smaller than those for infinitesimally small Ω . In contrast, the binding of the ground state is enhanced due to the presence of the spin-orbit coupling [compare Figs. 5(a) and 5(b)]. For example, the $\tilde{\delta} = 0$ system with infinitesimally small Ω supports a bound state for $(a_s k_{\text{so}})^{-1} \geq -0.504$ while that with $\Omega = 2E_{\text{so}}$ supports a bound state for $(a_s k_{\text{so}})^{-1} \geq -1.304$.

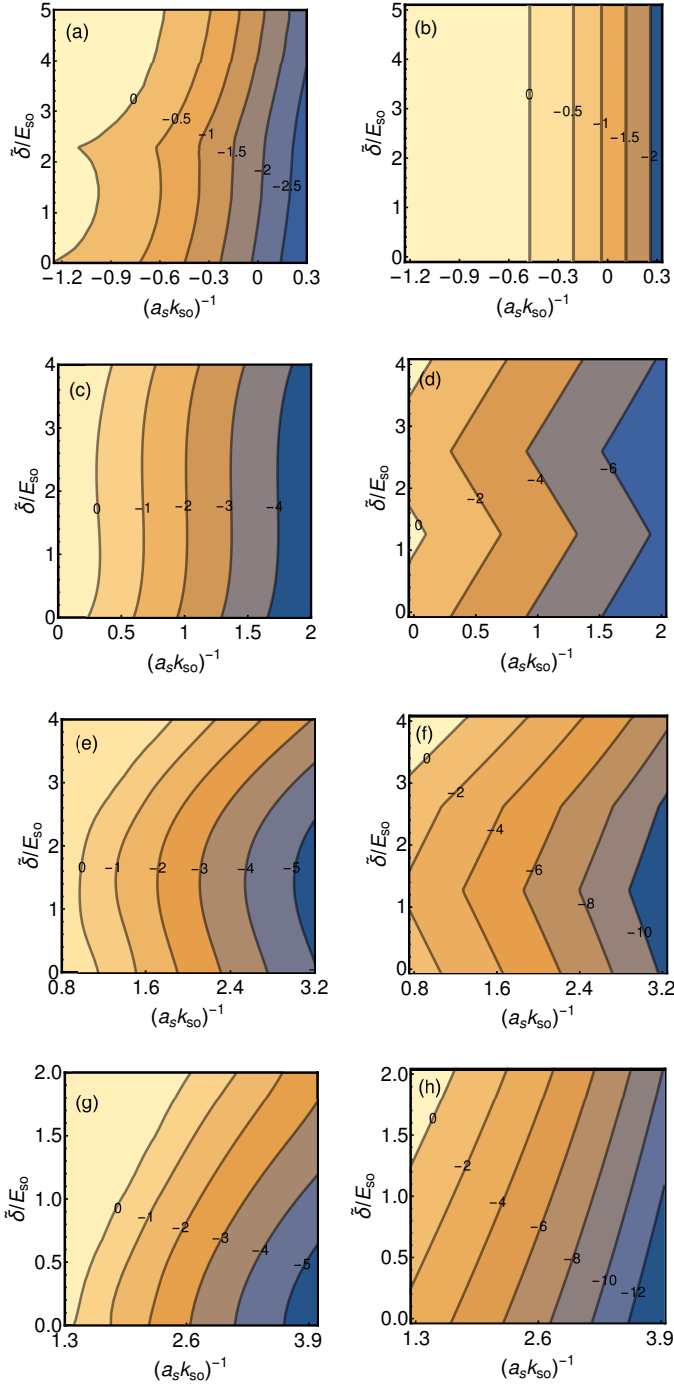


FIG. 5: (Color online) The contours show the negative of the three-boson binding energy, in units of E_{so} , as functions of $(a_s k_{so})^{-1}$ and $\tilde{\delta}/E_{so}$ for $k_{so}/\kappa_* = 1.32$ and $\Omega = 2E_{so}$ [panels (a), (c), (e), and (g)] and infinitesimally small Ω [panels (b), (d), (f), and (h)]. Panels in the first, second, third, and fourth row show the negative of the binding energy for the three-boson states with $n = 0, 1, 2$, and 3 , respectively. Note the different ranges of the x -axis in panels (a)-(h). The four states $n = 0 - 3$ correspond to the lowest Efimov manifold. Applying the generalized radial scaling law [41], these energy plots also describe higher-lying Efimov manifolds.

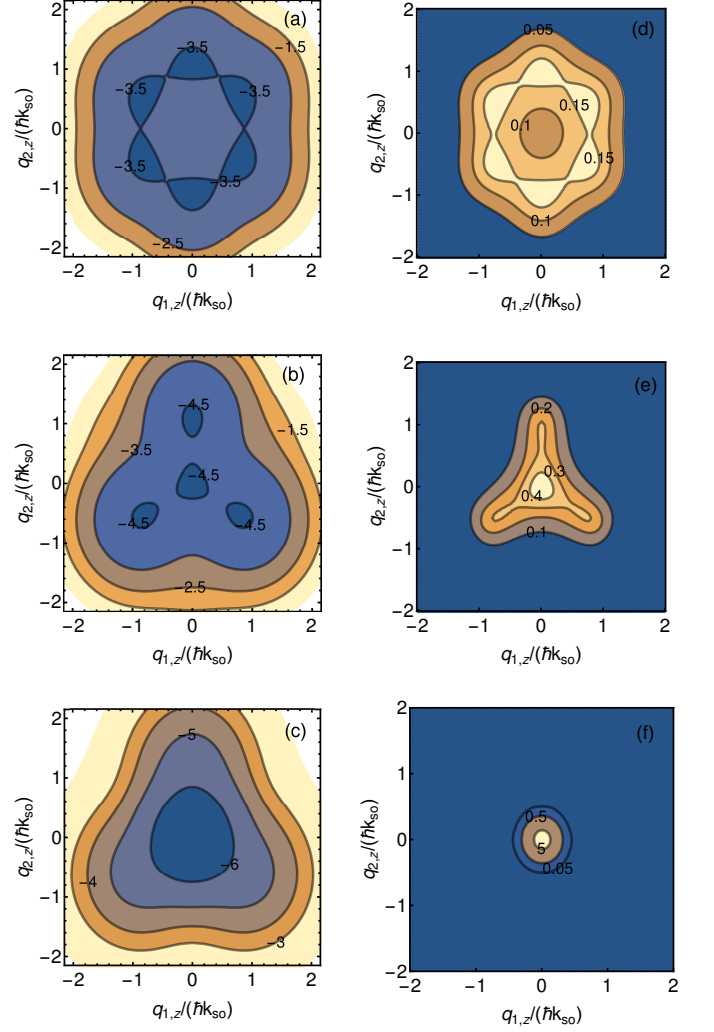


FIG. 6: (Color online) Correlations between the lowest non-interacting relative dispersion curve and the relative momentum distribution for the ground state for $\Omega = 2E_{so}$ and $(a_s k_{so})^{-1} = -0.96$. Panels (a), (b), and (c) show the lowest non-interacting relative dispersion curves for $\tilde{\delta} = 0, 2.27E_{so}$, and $3.5E_{so}$, respectively. Panels (d), (e), and (f) show the relative momentum distributions for the ground state for $\tilde{\delta} = 0, 2.27E_{so}$, and $3.5E_{so}$, respectively. Note that the contours in panels (a)-(e) are equally spaced while those in panel (f) are not.

Figure 5(a) shows that the binding energy for $\Omega = 2E_{so}$ is enhanced the most for $\tilde{\delta} \approx 0$. This implies that the critical generalized detuning $\tilde{\delta}_{cr}$ for $\Omega = 2E_{so}$ is equal to zero. In addition, Fig. 5(a) displays a somewhat weaker enhancement for $\tilde{\delta} \approx 2.27E_{so}$. For infinitesimally small Ω [see Fig. 5(b)], in contrast, no such dependence on $\tilde{\delta}$ is observed; in this case, a bound state is supported for $(a_s k_{so})^{-1} \geq -0.504$ for all $\tilde{\delta}$.

To gain more insights into the weakly bound regime, we look at the lowest non-interacting relative dispersion curve $\bar{E}_{3,rel,ni}^{(0)}(q_{1,z}, q_{2,z}, \tilde{\delta})$ and the relative momentum distribution $n(q_{1,z}, q_{2,z})$ of the three-boson ground state.

The relative momentum distribution is defined through

$$n(q_{1,z}, q_{2,z}) = \sum_{\sigma} \int \Phi_{\text{rel},\sigma}^*(\vec{q}'_1, \vec{q}'_2) \delta(q'_{1,z} - q_{1,z}) \times (32) \\ \delta(q'_{2,z} - q_{2,z}) \Phi_{\text{rel},\sigma}(\vec{q}'_1, \vec{q}'_2) d\vec{q}'_1 d\vec{q}'_2,$$

where σ runs over the eight possible spin configurations. Figures 6(a), 6(b), and 6(c) show $\bar{E}_{3,\text{rel,ni}}^{(0)}(q_{1,z}, q_{2,z}, \tilde{\delta})$ as functions of $q_{1,z}$ and $q_{2,z}$ for $\Omega = 2E_{\text{so}}$ and three different $\tilde{\delta}$. For $\tilde{\delta} = 0$ [Fig. 6(a)], $\bar{E}_{3,\text{rel,ni}}^{(0)}(q_{1,z}, q_{2,z}, \tilde{\delta})$ has six degenerate global minima located away from $(q_{1,z}, q_{2,z}) = (0, 0)$. For finite $\tilde{\delta}$, a local minimum appears at $(q_{1,z}, q_{2,z}) = (0, 0)$ and the degeneracy of the six minima located at $(q_{1,z}, q_{2,z}) \neq (0, 0)$ is broken. Three minima turn into global minima while the other three turn into local minima. For $\tilde{\delta} = 2.27E_{\text{so}}$ [Fig. 6(b)], the energy associated with the local minimum located at $(q_{1,z}, q_{2,z}) = (0, 0)$ is degenerate with the energies associated with the global minima located at $(q_{1,z}, q_{2,z}) \neq (0, 0)$. For this $\tilde{\delta}$, the global minimum of $\bar{E}_{3,\text{rel,ni}}^{(0)}(q_{1,z}, q_{2,z}, \tilde{\delta})$ is four-fold degenerate. For larger $\tilde{\delta}$ [Fig. 6(c)], the global minimum of $\bar{E}_{3,\text{rel,ni}}^{(0)}(q_{1,z}, q_{2,z}, \tilde{\delta})$ is one-fold degenerate and located at $(q_{1,z}, q_{2,z}) = (0, 0)$. In summary, as $\tilde{\delta}$ increases from 0 to $2.27E_{\text{so}}$ to larger values, the number of global minima of $\bar{E}_{3,\text{rel,ni}}^{(0)}(q_{1,z}, q_{2,z}, \tilde{\delta})$ changes from six to three to four to one. Correspondingly, the binding energy of the ground state takes on a global maximum for $\tilde{\delta}$ equal to 0 and a local maximum for $\tilde{\delta}$ approximately equal to $2.27E_{\text{so}}$. As in the two-boson system, the enhancement of the binding of the ground state is correlated with the degeneracy of the global minimum of the non-interacting relative dispersion curves.

Figures 6(d)-6(f) show $n(q_{1,z}, q_{2,z})$ for the same parameters as those used in Figs. 6(a)-6(c) and $(a_s k_{\text{so}})^{-1} = -0.96$. For this scattering length, the three-boson threshold is given by the three-atom threshold for all $\tilde{\delta}$ values, i.e., the corresponding two-boson system does not support a bound state. Comparison between the left and the right columns of Fig. 6 shows that the number of peaks of $n(q_{1,z}, q_{2,z})$ is equal to the number of global minima of $\bar{E}_{3,\text{rel,ni}}^{(0)}(q_{1,z}, q_{2,z}, \tilde{\delta})$. The values of $q_{1,z}$ and $q_{2,z}$ for which $n(q_{1,z}, q_{2,z})$ is maximal are, to a very good approximation, identical to those for which $\bar{E}_{3,\text{rel,ni}}^{(0)}(q_{1,z}, q_{2,z}, \tilde{\delta})$ is minimal.

The spin and the momentum in spin-orbit coupled systems are locked. Using this together with the fact that the total wave function has to be symmetric under the exchange of any two bosons, we can, in a first order approximation, assign spin configurations to the global minima in Fig. 6. For a single-particle system with 1D spin-orbit coupling, a spin-up configuration prefers to have a negative momentum along the z -direction to lower the energy while a spin-down configuration prefers to have a positive momentum to lower the energy. Thus, a pair of parallel spins prefers to have vanishing relative momentum and finite center-of-mass momentum while a pair of anti-parallel spins prefers to have a finite relative momentum

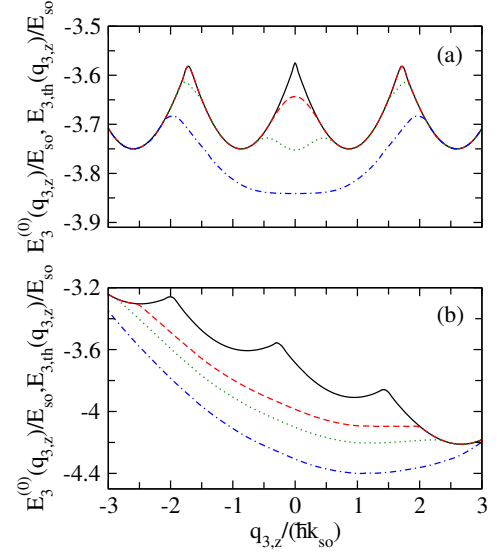


FIG. 7: (Color online) The ground state energy $E_3^{(0)}(q_{3,z})$ of $\hat{H}_3(q_{3,z})$ and the threshold energy $E_{3,\text{th}}(q_{3,z})$ for $\Omega = 2E_{\text{so}}$ and various $(a_s k_{\text{so}})^{-1}$ and δ/E_{so} combinations. The black solid lines correspond to $E_{3,\text{th}}(q_{3,z})$. The red dashed, green dotted, and blue dot-dashed lines in panel (a) show $E_3^{(0)}(q_{3,z})$ for $\delta = 0$ and $(a_s k_{\text{so}})^{-1} = -1.1, -1.02$, and -0.9 , respectively. The red dashed, green dotted, and blue dot-dashed lines in panel (b) show $E_3^{(0)}(q_{3,z})$ for $\delta = 0.35E_{\text{so}}$ and $(a_s k_{\text{so}})^{-1} = -0.8, -0.72$, and -0.6 , respectively.

and vanishing center-of-mass momentum. Global minima in Fig. 6 that are shifted away from $(0, 0)$ are associated with anti-parallel spin configurations. For $\tilde{\delta} = 0$ [Fig. 6(d)], $n(q_{1,z}, q_{2,z})$ has six peaks located away from $(q_{1,z}, q_{2,z}) = (0, 0)$; this indicates that the ground state is primarily a superposition of the six spin states that contain anti-parallel spin pairs, namely $|\uparrow\uparrow\downarrow\rangle, |\uparrow\downarrow\uparrow\rangle, |\downarrow\uparrow\uparrow\rangle, |\uparrow\downarrow\downarrow\rangle, |\downarrow\downarrow\uparrow\rangle$, and $|\downarrow\downarrow\downarrow\rangle$. For $\tilde{\delta} > 0$, the ground state prefers to have more spin-down particles than spin-up particles. For $\tilde{\delta} = 2.27E_{\text{so}}$ [Fig. 6(e)], $n(q_{1,z}, q_{2,z})$ has four peaks, three are located at $(q_{1,z}, q_{2,z}) \neq (0, 0)$ and one at $(q_{1,z}, q_{2,z}) = (0, 0)$; this indicates that the ground state is primarily a superposition of the spin configurations $|\uparrow\downarrow\downarrow\rangle, |\downarrow\downarrow\uparrow\rangle, |\downarrow\uparrow\downarrow\rangle$, and $|\downarrow\downarrow\downarrow\rangle$. For $\tilde{\delta} = 3.5E_{\text{so}}$ [Fig. 6(f)], $n(q_{1,z}, q_{2,z})$ has one peak located at $(q_{1,z}, q_{2,z}) = (0, 0)$; this indicates that the ground state primarily consists of three spin-down spins, i.e., the dominant spin configuration is $|\downarrow\downarrow\downarrow\rangle$.

B. Total ground state energy

This section discusses the total ground state energy $E_3^{(0)}(q_{3,z})$ of $\hat{H}_3(q_{3,z})$, which is obtained from $\bar{E}_{3,\text{rel}}^{(0)}(\tilde{\delta})$ using Eq. (24). Figure 7 shows examples for $\Omega = 2E_{\text{so}}$ and various $(a_s k_{\text{so}})^{-1}$ and δ combinations. For these parameter combinations, the three-boson threshold is given

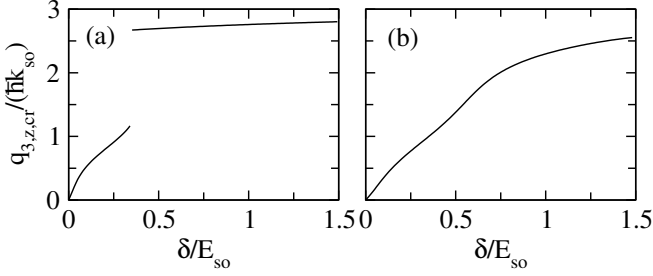


FIG. 8: The critical center-of-mass momentum $q_{3,z,cr}$ of the three-boson ground state as a function of δ/E_{so} for $\Omega = 2E_{so}$ and (a) $(a_s k_{so})^{-1} = -0.72$ and (b) $(a_s k_{so})^{-1} = -0.3$.

by the three-atom threshold (i.e., two-boson bound states do not exist). Correspondingly, the three-boson threshold, shown by black solid lines in Figs. 7(a) and 7(b) for $\delta = 0$ and $\delta = 0.35E_{so}$, is independent of the value of $(a_s k_{so})^{-1}$. For vanishing δ [Fig. 7(a)], the scattering threshold $E_{3,th}(q_{3,z})$ has four global minima that are located at $q_{3,z} = \pm 0.866\hbar k_{so}$ and $q_{3,z} = \pm 2.598\hbar k_{so}$. For $\delta = 0.35E_{so}$ [Fig. 7(b)], the scattering threshold $E_{3,th}(q_{3,z})$ is “tilted” and has one global minimum that is located at $q_{3,z} = 2.671\hbar k_{so}$. For both panels in Fig. 7, the total ground state energy decreases (becomes more negative) for decreasing $(a_s k_{so})^{-1}$. Moreover, for both panels the total ground state corresponds to a scattering state for the most negative $(a_s k_{so})^{-1}$ and to a bound state for $(a_s k_{so})^{-1}$ values larger than some critical value. As $(a_s k_{so})^{-1}$ changes for fixed δ/E_{so} , the degeneracy of the total ground state changes. For example, for vanishing δ [Fig. 7(a)], the total ground state is a four-fold degenerate scattering state located at finite $q_{3,z}$ for $(a_s k_{so})^{-1} = -1.1$ (red dashed line) and a one-fold degenerate bound state located at vanishing $q_{3,z}$ for $(a_s k_{so})^{-1} = -0.9$ (blue dot-dashed line). For $(a_s k_{so})^{-1} = -1.02$ (green dotted line), the total ground state is five-fold degenerate: four scattering states located at finite $q_{3,z}$ and one bound state located at vanishing $q_{3,z}$. For $\delta = 0.35E_{so}$ [Fig. 7(b)], the total ground state corresponds to a scattering state located at $q_{3,z} = 2.671\hbar k_{so}$ for $(a_s k_{so})^{-1} = -0.8$ (red dashed line) and a bound state located at $q_{3,z} \approx 1.187\hbar k_{so}$ for $(a_s k_{so})^{-1} = -0.6$ (blue dot-dashed line). For $(a_s k_{so})^{-1} = -0.72$ (green dotted line), the bound state located at $q_{3,z} \approx 1.166\hbar k_{so}$ is degenerate with the scattering state located at $q_{3,z} = 2.671\hbar k_{so}$.

Figures 8(a) and 8(b) show the critical generalized total momentum $q_{3,z,cr}$ as a function of δ/E_{so} for $(a_s k_{so})^{-1} = -0.72$ and $(a_s k_{so})^{-1} = -0.3$, respectively. For the range of δ/E_{so} considered here ($0 < \delta < 1.5E_{so}$), the three-boson threshold is equal to the three-atom threshold for $(a_s k_{so})^{-1} = -0.72$ and equal to the atom-dimer threshold for $(a_s k_{so})^{-1} = -0.3$. For $(a_s k_{so})^{-1} = -0.72$ and $0 < \delta < 0.35E_{so}$, $q_{3,z,cr}$ increases continuously from 0 to $1.166\hbar k_{so}$. In this regime, the total ground state corresponds to a bound state. For $\delta = 0.35E_{so}$, the critical generalized total momentum $q_{3,z,cr}$ jumps from

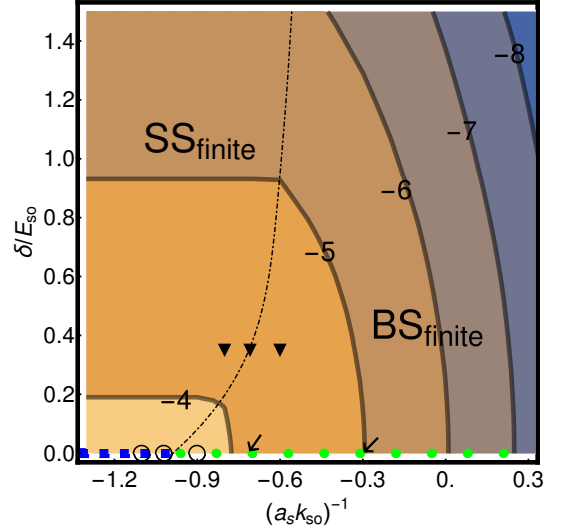


FIG. 9: (Color online) “Phase diagram” for the total ground state as functions of $(a_s k_{so})^{-1}$ and δ/E_{so} for $\Omega = 2E_{so}$. The contours show the total ground state energy $E_3^{(0)}(q_{3,z})/E_{so}$. The black dot-dashed line, the green circles, and the blue squares separate the two phases SS_{finite} and BS_{finite} from each other. The open circles and triangles mark the parameter combinations corresponding to Figs. 7(a) and 7(b). The arrows mark the scattering lengths corresponding to Figs. 8(a) and 8(b).

$q_{3,z} = 1.166\hbar k_{so}$ to $q_{3,z} = 2.671\hbar k_{so}$. For $\delta > 0.35E_{so}$, $q_{3,z,cr}$ increases very slowly. In this regime, the total ground state corresponds to a scattering state. For $(a_s k_{so})^{-1} = -0.3$ [Fig. 8(b)], the total ground state corresponds to a bound state for all δ considered. In this case, $q_{3,z,cr}$ increases continuously from 0 to $2.56\hbar k_{so}$ as δ increases from 0 to $1.49E_{so}$. Thus, for the parameter combinations considered in this work, the critical generalized total momentum $q_{3,z,cr}$ of the three-boson system varies continuously with respect to δ if the total ground state corresponds to a bound state and changes discontinuously if the total ground state jumps from a bound state to a scattering state.

We repeat the analysis illustrated in Figs. 7 and 8 for other $(a_s k_{so})^{-1}$ and δ/E_{so} combinations and summarize the results in the “phase diagram” for the total ground state in Fig. 9 as functions of $(a_s k_{so})^{-1}$ and δ/E_{so} for $\Omega = 2E_{so}$. For this Ω/E_{so} , the total ground state falls in one of the following two phases. SS_{finite} : The total ground state is a scattering state with $q_{3,z,cr} \neq 0$. BS_{finite} : The total ground state is a bound state with $q_{3,z,cr} \neq 0$. The region encircled by the blue squares, black dot-dashed line, and the upper and left edge of the figure corresponds to the phase SS_{finite} . The region encircled by the green circles, the right and upper edge of the figure, and the black dot-dashed line corresponds to the phase BS_{finite} . Along the black dot-dashed line [the green dotted line in Fig. 7(b) corresponds to such a situation], the total ground state is two-fold degenerate:

a bound state located at finite $q_{3,z,\text{cr}}$ and a scattering state located at finite $q_{3,z,\text{cr}}$. Along the green circles [the blue dot-dashed line in Fig. 7(a) corresponds to such a situation], the total ground state is a one-fold degenerate bound state with vanishing $q_{3,z,\text{cr}}$. Along the blue squares, the total ground state corresponds to a four-fold degenerate scattering state located at finite $q_{3,z,\text{cr}}$. In the phase $\text{BS}_{\text{finite}}$, $q_{3,z,\text{cr}}$ of the total ground state changes smoothly with δ/E_{so} [see Fig. 8(b)]. When the system crosses the black dot-dashed line, $q_{3,z,\text{cr}}$ changes discontinuously [see Fig. 8(a)]. As pointed out in the context of studies of fermionic systems [47, 48, 64–69], the phase diagrams shown in Figs. 4 and 9 can provide useful input to understand pairing mechanisms and dynamical properties of few-body clusters embedded in a Bose gas at zero temperature in the presence of 1D spin-orbit coupling.

V. CONCLUSIONS

The binding energy $\bar{E}_{3,\text{binding}}^{(n)}$ of the three-boson system in the presence of 1D spin-orbit coupling and short-range two-body s -wave interactions depends on five independent parameters, namely, the spin-orbit coupling strength k_{so} , the Raman coupling Ω , the generalized detuning $\tilde{\delta}$, the two-body s -wave scattering length a_s , and the three-body parameter κ_* . Using the continuous scale invariance of the system [38, 40, 41], one parameter can be chosen as unit and thereby “scaled away”. In this work, k_{so}^{-1} and E_{so} were chosen as length and energy units and all the results were represented in terms of dimensionless parameters. The dimensionless binding energy $\bar{E}_{3,\text{binding}}^{(n)}/E_{\text{so}}$ depends on four independent dimensionless parameters, namely, Ω/E_{so} , $\tilde{\delta}/E_{\text{so}}$, $a_s k_{\text{so}}$, and κ_*/k_{so} . According to the generalized radial scaling law [41], once the full parameter-dependence of the dimensionless binding energy surfaces $\bar{E}_{3,\text{binding}}^{(n)}/E_{\text{so}}$ are mapped out for one energy manifold, one can radially rescale the binding energy surfaces in the $(\bar{E}_{3,\text{binding}}^{(n)}/E_{\text{so}}, \Omega/E_{\text{so}}, \tilde{\delta}/E_{\text{so}}, a_s k_{\text{so}}, \kappa_*/k_{\text{so}})$ space by discrete scaling factors to obtain the entire spectrum.

This work mapped out the three-boson binding energy surfaces for the lowest universal energy manifold in a subspace that is characterized by $\Omega = 2E_{\text{so}}$ and $\kappa_* \approx 0.758k_{\text{so}}$. For the parameter combinations considered, the two- and three-boson systems share some trends despite the fact that the three-boson system depends on κ_*/k_{so} while the two-boson system does not. For example, the shapes of the energy surfaces for $\Omega = 2E_{\text{so}}$ are similar to those for infinitesimally small Ω . For the two-boson system, the binding energy of the ground state is enhanced while the binding energies of the first and second excited states are weakened in the presence of 1D spin-orbit coupling. Similarly, for the three-boson system, the binding energy of the ground state in the lowest energy manifold is enhanced while the binding energies of the first, second, and third excited states are weakened

in the presence of 1D spin-orbit coupling. The enhancement of the binding energies of the ground state of the two- and three-boson systems is correlated with the degeneracy of the lowest scattering threshold; this is consistent with the density-of-state argument presented in Ref. [47] for two spin-orbit coupled fermions. The modification of the binding energies due to the spin-orbit coupling is associated with a modification of the critical scattering lengths at which dimers and trimers merge with the lowest scattering threshold. Taking advantage of Feshbach resonance tuning [70], the critical scattering lengths can be measured by monitoring atom losses in cold atom experiments [6–11]. The enhanced spin-orbit coupling induced binding is also expected to play a role in the context of many-body physics. For example, a flow-enhanced pairing induced by the 1D spin-orbit coupling in a Fermi gas is discussed in Ref. [47].

In the weakly bound regime, the relative momentum distributions of the dimer and trimer show rich structures in the presence of 1D spin-orbit coupling. These structures are correlated with the structures of the corresponding lowest relative dispersion curves. Due to spin-momentum locking, the weakly bound states have various mixtures of different spin configurations. The characteristics of the relative momentum distribution and spin structure are expected to be measurable in dedicated cold atom experiments.

Due to the breaking of the Galilean invariance in 1D spin-orbit coupled systems, the eigenenergies of the full Hamiltonian depend non-trivially on the generalized total momentum. This is in contrast to the corresponding systems without spin-orbit coupling. We determined the “phase diagram” of the total ground state of two- and three-boson systems. In these phase diagrams, the phase boundaries separate phases that are characterized by different generalized total momenta. These phase diagrams provide guidance for many-body studies. The generalized total momentum of 1D spin-orbit coupled systems, realized using the Raman laser scheme in cold atom systems [57, 71, 72], can be measured using time-of-flight imaging. In contrast to the generalized total momentum, the total mechanical momentum of the total ground state vanishes regardless of the values of the spin-orbit coupling parameters.

In the future, it will be interesting to explore the analogous physics for systems consisting of three fermions, away and in the vicinity of a two-body p -wave resonance. Since the dimer and trimer energies depend on the generalized total momentum, it would also be interesting to study three-body systems in the presence of spin-orbit coupling and an external harmonic trap. For these systems, states with different total generalized momentum are coupled.

VI. ACKNOWLEDGEMENT

Support by the National Science Foundation through grant number PHY-1806259 is gratefully acknowledged. This work used the Extreme Science and Engineering Discovery Environment (XSEDE), which is supported by NSF Grant No. OCI-1053575, and the OU Supercomputing Center for Education and Research (OSCAR) at the University of Oklahoma (OU).

Appendix A: Analytical solutions for $\Omega = 0$

This section provides analytical solutions for interacting systems with $\Omega = 0$, $\tilde{\delta} \geq 0$, and $k_{\text{so}} \neq 0$ (throughout we assume $\tilde{\delta} \geq 0$; the negative $\tilde{\delta}$ case can be treated analogously). For $\Omega = 0$, there exists no coupling between the different spin states and the relative dispersion curves of the non-interacting system and the eigenstates of the interacting system can be labeled by the product spin states, i.e., by the M_z projection quantum number. The eigenstates of the interacting system with $\Omega = 0$, $\tilde{\delta} \geq 0$, and $k_{\text{so}} \neq 0$ can be determined analytically provided the solutions of the corresponding interacting system for $\Omega = \delta = k_{\text{so}} = 0$ are known. Although the $\Omega = 0$ Hamiltonian with $k_{\text{so}} \neq 0$ is an artificial construct, its solutions provide a good deal of guidance for the $\Omega \neq 0$ Hamiltonian.

We start with the two-boson system interacting through a zero-range two-body potential with positive s -wave scattering length a_s . Denoting the relative wave function of the system with $\Omega = \delta = k_{\text{so}} = 0$ by $\psi_{2,\text{sr}}(|\vec{\rho}_1|)$ and the corresponding relative eigenenergy by $E_{2,\text{sr}}$ (“sr” stands for “short-range”), three symmetric eigenstates of the two-boson system with $k_{\text{so}} \neq 0$ and $\tilde{\delta} \geq 0$ can be constructed,

$$\Psi_{2,-1} = \psi_{2,\text{sr}}(|\vec{\rho}_1|) \exp\left(\frac{i}{\hbar} \vec{q}_2 \cdot \vec{\rho}_2\right) |\downarrow\downarrow\rangle, \quad (\text{A1})$$

$$\Psi_{2,1} = \psi_{2,\text{sr}}(|\vec{\rho}_1|) \exp\left(\frac{i}{\hbar} \vec{q}_2 \cdot \vec{\rho}_2\right) |\uparrow\uparrow\rangle, \quad (\text{A2})$$

and

$$\Psi_{2,0} = \frac{\psi_{2,\text{sr}}(|\vec{\rho}_1|)}{\sqrt{2}} \exp\left(\frac{i}{\hbar} \vec{q}_2 \cdot \vec{\rho}_2\right) \times [\exp(-ik_{\text{so}}\rho_{1,z}) |\uparrow\downarrow\rangle + \exp(ik_{\text{so}}\rho_{1,z}) |\downarrow\uparrow\rangle]. \quad (\text{A3})$$

Here, the first subscript of Ψ denotes the particle number and the second subscript the M_z quantum number. The corresponding eigenenergies of \hat{H}_2 are

$$E_{2,-1} = E_{2,\text{sr}} - \tilde{\delta} + \frac{\vec{q}_2^2}{2\mu_2}, \quad (\text{A4})$$

$$E_{2,1} = E_{2,\text{sr}} + \tilde{\delta} + \frac{\vec{q}_2^2}{2\mu_2}, \quad (\text{A5})$$

and

$$E_{2,0} = E_{2,\text{sr}} - 2E_{\text{so}} + \frac{\vec{q}_2^2}{2\mu_2}, \quad (\text{A6})$$

respectively.

For $\Omega = 0$, the binding energy is obtained by referencing the eigenenergy relative to the atom-atom threshold energy that is associated with a state that has the same M_z projection quantum number as the state considered. Doing so yields a binding energy of $|E_{2,\text{sr}}|$ for all three two-boson states; these bound states exist provided $\psi_{2,\text{sr}}$ describes a bound state.

Next, we consider the three-particle system. For $\Omega = \tilde{\delta} = k_{\text{so}} = 0$, the energies of three identical bosons with zero- or short-range two-body interactions have been—building on the seminal work by Efimov [1]—studied extensively. Denoting the relative three-boson eigen state for $\Omega = \tilde{\delta} = k_{\text{so}} = 0$ by $\psi_{3,\text{sr}}(\vec{\rho}_1, \vec{\rho}_2)$ and the corresponding eigen energy by $E_{3,\text{sr}}$ (the state considered can be any one of the Efimov states for, at this point, unspecified scattering length), four fully symmetric eigen states of the Hamiltonian \hat{H}_3 with finite k_{so} and vanishing Ω can be constructed,

$$\Psi_{3,3/2} = \psi_{3,\text{sr}}(\vec{\rho}_1, \vec{\rho}_2) \exp\left(\frac{i}{\hbar} \vec{q}_3 \cdot \vec{\rho}_3\right) |\uparrow\uparrow\uparrow\rangle, \quad (\text{A7})$$

$$\Psi_{3,-3/2} = \psi_{3,\text{sr}}(\vec{\rho}_1, \vec{\rho}_2) \exp\left(\frac{i}{\hbar} \vec{q}_3 \cdot \vec{\rho}_3\right) |\downarrow\downarrow\downarrow\rangle, \quad (\text{A8})$$

$$\begin{aligned} \Psi_{3,1/2} = & \frac{\psi_{3,\text{sr}}(\vec{\rho}_1, \vec{\rho}_2)}{\sqrt{3}} \exp\left(\frac{i}{\hbar} \vec{q}_3 \cdot \vec{\rho}_3\right) \times \\ & \left[\exp\left(-\frac{i4}{3} k_{\text{so}} z_{12,3}\right) |\uparrow\uparrow\downarrow\rangle + \right. \\ & \exp\left(-\frac{i4}{3} k_{\text{so}} z_{13,2}\right) |\uparrow\downarrow\uparrow\rangle + \\ & \left. \exp\left(-\frac{i4}{3} k_{\text{so}} z_{23,1}\right) |\downarrow\uparrow\uparrow\rangle \right], \quad (\text{A9}) \end{aligned}$$

and

$$\begin{aligned} \Psi_{3,-1/2} = & \frac{\psi_{3,\text{sr}}(\vec{\rho}_1, \vec{\rho}_2)}{\sqrt{3}} \exp\left(\frac{i}{\hbar} \vec{q}_3 \cdot \vec{\rho}_3\right) \times \\ & \left[\exp\left(\frac{i4}{3} k_{\text{so}} z_{12,3}\right) |\downarrow\downarrow\uparrow\rangle + \right. \\ & \exp\left(\frac{i4}{3} k_{\text{so}} z_{13,2}\right) |\downarrow\uparrow\downarrow\rangle + \\ & \left. \exp\left(\frac{i4}{3} k_{\text{so}} z_{23,1}\right) |\uparrow\downarrow\downarrow\rangle \right]. \quad (\text{A10}) \end{aligned}$$

Here, $z_{ij,k}$ is defined as $(r_{i,z} + r_{j,z})/2 - r_{k,z}$, with $r_{i,z}$ denoting the z -component of the i th position vector \vec{r}_i . The corresponding eigenenergies are

$$E_{3,3/2} = E_{3,\text{sr}} + \frac{3\tilde{\delta}}{2} + \frac{\vec{q}_3^2}{2\mu_3}, \quad (\text{A11})$$

	$0 \leq \tilde{\delta} \leq 2E_{\text{so}}$	$2E_{\text{so}} < \tilde{\delta}$
$M_z \approx 1$	$ E_{2,\text{sr}} - 2E_{\text{so}} - \tilde{\delta}$ for $(a_s)^{-1} \geq \sqrt{2\mu_1(2E_{\text{so}} + \tilde{\delta})}/\hbar$	$ E_{2,\text{sr}} - 2E_{\text{so}} - \tilde{\delta}$ for $(a_s)^{-1} \geq \sqrt{2\mu_1(2E_{\text{so}} + \tilde{\delta})}/\hbar$
$M_z \approx -1$	$ E_{2,\text{sr}} - 2E_{\text{so}} + \tilde{\delta}$ for $(a_s)^{-1} \geq \sqrt{2\mu_1(2E_{\text{so}} - \tilde{\delta})}/\hbar$	$ E_{2,\text{sr}} $ for $(a_s)^{-1} \geq 0$
$M_z \approx 0$	$ E_{2,\text{sr}} $ for $(a_s)^{-1} \geq 0$	$ E_{2,\text{sr}} + 2E_{\text{so}} - \tilde{\delta}$ for $(a_s)^{-1} \geq \sqrt{2\mu_1(\tilde{\delta} - 2E_{\text{so}})}/\hbar$

TABLE I: Two-boson binding energies for infinitesimally small Raman coupling strength Ω and generalized detuning $\tilde{\delta}$ greater or equal to zero. Column 1 lists the two-boson state considered (the M_z quantum numbers are approximate since Ω is assumed to be finite). Columns 2 to 3 list the corresponding binding energies. It is assumed that the two-boson system interacts through a zero-range potential. For $\Omega = \delta = k_{\text{so}} = 0$, a single bound state with energy $E_{2,\text{sr}}$ [binding energy $|E_{2,\text{sr}}| = \hbar^2/(2\mu_1 a_s^2)$] is supported for positive a_s .

	$0 \leq \tilde{\delta}/E_{\text{so}} \leq 8/3, a_s \leq 0$	$8/3 < \tilde{\delta}/E_{\text{so}}, a_s \leq 0$
$M_z \approx 3/2$	$ E_{3,\text{sr}} - 8E_{\text{so}}/3 - 2\tilde{\delta}$ for $ E_{3,\text{sr}} \geq 2\tilde{\delta} + 8E_{\text{so}}/3$	$ E_{3,\text{sr}} - 3\tilde{\delta}$ for $ E_{3,\text{sr}} \geq 3\tilde{\delta}$
$M_z \approx -3/2$	$ E_{3,\text{sr}} - 8E_{\text{so}}/3 + \tilde{\delta}$ for $ E_{3,\text{sr}} \geq 8E_{\text{so}}/3 - \tilde{\delta}$	$ E_{3,\text{sr}} $
$M_z \approx 1/2$	$ E_{3,\text{sr}} - \tilde{\delta}$ for $ E_{3,\text{sr}} \geq \tilde{\delta}$	$ E_{3,\text{sr}} + 8E_{\text{so}}/3 - 2\tilde{\delta}$ for $ E_{3,\text{sr}} \geq 2\tilde{\delta} - 8E_{\text{so}}/3$
$M_z \approx -1/2$	$ E_{3,\text{sr}} $	$ E_{3,\text{sr}} + 8E_{\text{so}}/3 - \tilde{\delta}$ for $ E_{3,\text{sr}} \geq \tilde{\delta} - 8E_{\text{so}}/3$

TABLE II: Three-boson binding energies for infinitesimally small Raman coupling strength Ω and generalized detuning $\tilde{\delta}$ greater or equal to zero. Column 1 lists the three-boson state considered (the M_z quantum numbers are approximate since Ω is assumed to be finite). Columns 2 and 3 list the corresponding binding energies (the entries apply to any energy of the three-boson Efimov plot) assuming two-body zero-range interactions with negative a_s . The energy of the three-boson system with zero-range interactions for $\Omega = \delta = k_{\text{so}} = 0$ is denoted by $E_{3,\text{sr}}$. For $\Omega = \delta = k_{\text{so}} = 0$, the two-boson system supports a single bound state with energy $E_{2,\text{sr}}$ for positive a_s but not for negative a_s . To obtain the three-boson binding energies for positive a_s , the quantity $-|E_{2,\text{sr}}|$ has to be added to the entries given in columns 2 and 3.

$$E_{3,-3/2} = E_{3,\text{sr}} - \frac{3\tilde{\delta}}{2} + \frac{\vec{q}_3^2}{2\mu_3}, \quad (\text{A12})$$

$$E_{3,1/2} = E_{3,\text{sr}} - \frac{8E_{\text{so}}}{3} + \frac{\tilde{\delta}}{2} + \frac{\vec{q}_3^2}{2\mu_3}, \quad (\text{A13})$$

and

$$E_{3,-1/2} = E_{3,\text{sr}} - \frac{8E_{\text{so}}}{3} - \frac{\tilde{\delta}}{2} + \frac{\vec{q}_3^2}{2\mu_3}. \quad (\text{A14})$$

Equations (A7)-(A14) apply to every three-boson state, i.e., for each s -wave scattering length a given three-boson state $\psi_{3,\text{sr}}$ is “split” into four states. As in the two-boson case, the binding energy for $\Omega = 0$ is obtained by referencing the eigen energy relative to the three-boson threshold energy that is associated with a state that has the same M_z projection quantum number as the state

considered. Assuming two-body zero-range s -wave interactions, doing so yields a binding energy of $|E_{3,\text{sr}}|$ for $a_s < 0$ and a binding energy of $|E_{3,\text{sr}} - E_{2,\text{sr}}|$ for $a_s > 0$ for all four three-boson states (these bound states exist provided the state $\psi_{3,\text{sr}}$ describes a bound state).

An infinitesimally small Ω introduces couplings between the different product spin states. As a consequence, M_z is no longer a good quantum number and the interacting states for infinitesimally small Ω have a finite overlap with the state(s) that is (are) associated with the lowest two- or three-boson thresholds (lowest energy of *all* the non-interacting relative dispersion curves). To get a first sense of how this impacts the binding energies, Tables I and II summarize the binding energies for infinitesimally small Ω , calculated using the $\Omega = 0$ energies reported above and referencing the energies relative to the lowest two- and three-boson threshold, respectively. These binding energies are shown in Figs. 1 and 5 of the main text.

[1] V. Efimov, Energy levels arising from resonant two-body forces in a three-body system, Phys. Lett. B **33**, 563

(1970).

- [2] V. Efimov, Weakly-bound states of three resonantly-interacting particles, *Yad. Fiz.* **12**, 1080-91 (1970).
- [3] V. Efimov, Level spectrum of three resonantly interacting particles, *Sov. Phys. JETP Lett.* **16**, 34 (1972).
- [4] V. Efimov, Energy levels of three resonantly interacting particles, *Nucl. Phys. A* **210**, 157 (1973).
- [5] E. Braaten and H.-W. Hammer, Universality in few-body systems with large scattering length, *Phys. Rep.* **428**, 259 (2006).
- [6] T. Kraemer, M. Mark, P. Waldburger, J. G. Danzl, C. Chin, B. Engeser, A. D. Lange, K. Pilch, A. Jaakkola, H.-C. Nägerl, and R. Grimm, Evidence for Efimov quantum states in an ultracold gas of caesium atoms, *Nature (London)* **440**, 315 (2006).
- [7] M. Zaccanti, B. Deissler, C. D'Errico, M. Fattori, M. Jona-Lasinio, S. Müller, G. Roati, M. Inguscio, G. Modugno, Observation of an Efimov spectrum in an atomic system, *Nat. Phys.* **5**, 586 (2009).
- [8] F. Ferlaino and R. Grimm, Trend: Forty years of Efimov physics: How a bizarre prediction turned into a hot topic, *Physics* **3**, 9 (2010).
- [9] F. Ferlaino, A. Zenesini, M. Berninger, B. Huang, H.-C. Nägerl, and R. Grimm, Efimov Resonances in Ultracold Quantum Gases, *Few-Body Syst.* **51**, 113 (2011).
- [10] M. Berninger, A. Zenesini, B. Huang, W. Harm, H.-C. Nägerl, F. Ferlaino, R. Grimm, P. S. Julienne, and J. M. Hutson, Universality of the Three-Body Parameter for Efimov States in Ultracold Cesium, *Phys. Rev. Lett.* **107**, 120401 (2011).
- [11] B. Huang, L. A. Sidorenkov, R. Grimm, and J. M. Hutson, Observation of the Second Triatomic Resonance in Efimov's Scenario, *Phys. Rev. Lett.* **112**, 190401 (2014).
- [12] M. Kunitski, S. Zeller, J. Voigtsberger, A. Kalinin, L. P. H. Schmidt, M. Schöffler, A. Czasch, W. Schöllkopf, R. E. Grisenti, T. Jahnke, D. Blume, R. Dörner, Observation of the Efimov state of the helium trimer, *Science* **348**, 551 (2015).
- [13] T. Lompe, T. B. Ottenstein, F. Serwane, A. N. Wenz, G. Zürn, S. Jochim, Radio-Frequency Association of Efimov Trimers, *Science* **330**, 940 (2010).
- [14] S. Nakajima, M. Horikoshi, T. Mukaiyama, P. Naidon, and M. Ueda, Measurement of an Efimov Trimer Binding Energy in a Three-Component Mixture of ^6Li , *Phys. Rev. Lett.* **106**, 143201 (2011).
- [15] R. D. Amado and F. C. Greenwood, There Is No Efimov Effect for Four or More Particles, *Phys. Rev. D* **7**, 2517 (1973).
- [16] S. K. Adhikari and A. C. Fonseca, Four-body Efimov effect in a Born-Oppenheimer model, *Phys. Rev. D* **24**, 416 (1981).
- [17] L. Platter, H.-W. Hammer, and U.-G. Meißner, Four-boson system with short-range interactions, *Phys. Rev. A* **70**, 052101 (2004).
- [18] J. von Stecher, J. P. D'Incao, and C. H. Greene, Signatures of universal four-body phenomena and their relation to the Efimov effect, *Nat. Phys.* **5**, 417 (2009).
- [19] J. von Stecher, Weakly bound cluster states of Efimov character, *J. Phys. B* **43**, 101002 (2010).
- [20] A. N. Nicholson, *N*-Body Efimov States from Two-Particle Noise, *Phys. Rev. Lett.* **109**, 073003 (2012).
- [21] M. Gattobigio and A. Kievsky, Universality and scaling in the *N*-body sector of Efimov physics, *Phys. Rev. A* **90**, 012502 (2014).
- [22] Y. Yan and D. Blume, Energy and structural properties of *N*-boson clusters attached to three-body Efimov states: Two-body zero-range interactions and the role of the three-body regulator, *Phys. Rev. A* **92**, 033626 (2015).
- [23] P. Naidon and S. Endo, Efimov Physics: a review, *Rep. Prog. Phys.* **80**, 056001 (2017).
- [24] C. H. Greene, P. Giannakeas, and J. Pérez-Ríos, Universal few-body physics and cluster formation, *Rev. Mod. Phys.* **89**, 035006 (2017).
- [25] J. Levinsen, M. M. Parish, and G. M. Bruun, Impurity in a Bose-Einstein Condensate and the Efimov Effect, *Phys. Rev. Lett.* **115**, 125302 (2015).
- [26] M. Sun, H. Zhai, and X. Cui, Visualizing the Efimov Correlation in Bose Polarons, *Phys. Rev. Lett.* **119**, 013401 (2017).
- [27] M. J. Gullans, S. Diehl, S. T. Rittenhouse, B. P. Ruzic, J. P. D'Incao, P. Julienne, A. V. Gorshkov, and J. M. Taylor, Efimov States of Strongly Interacting Photons, *Phys. Rev. Lett.* **119**, 233601 (2017).
- [28] V. E. Colussi, J. P. Corson, and J. P. D'Incao, Dynamics of Three-Body Correlations in Quenched Unitary Bose Gases, *Phys. Rev. Lett.* **120**, 100401 (2018).
- [29] S. M. Yoshida, S. Endo, J. Levinsen, and M. M. Parish, Universality of an Impurity in a Bose-Einstein Condensate, *Phys. Rev. X* **8**, 011024 (2018).
- [30] M. Sun and X. Cui, Efimov physics in the presence of a Fermi sea, *Phys. Rev. A* **99**, 060701(R) (2019).
- [31] S. Jonsell, H. Heiselberg, and C. J. Pethick, Universal Behavior of the Energy of Trapped Few-Boson Systems with Large Scattering Length, *Phys. Rev. Lett.* **89**, 250401 (2002).
- [32] M. Stoll and T. Köhler, Production of three-body Efimov molecules in an optical lattice, *Phys. Rev. A* **72**, 022714 (2005).
- [33] F. Werner and Y. Castin, Unitary Quantum Three-Body Problem in a Harmonic Trap, *Phys. Rev. Lett.* **97**, 150401 (2006).
- [34] J. Portegies and S. Kokkelmans, Efimov Trimers in a Harmonic Potential, *Few-Body Syst.* **51**, 219 (2011).
- [35] D. Blume, Few-body physics with ultracold atomic and molecular systems in traps, *Rep. Prog. Phys.* **75**, 4 (2012).
- [36] S. Tölle, H.-W. Hammer and B. Ch. Metsch, Convergence properties of the effective theory for trapped bosons, *J. Phys. G: Nuclear and Particle Physics* **40**, 055004 (2013).
- [37] J. Levinsen, P. Massignan, and M. M. Parish, Efimov Trimers under Strong Confinement, *Phys. Rev. X* **4**, 031020 (2014).
- [38] Z.-Y. Shi, X. Cui, and H. Zhai, Universal Trimers Induced by Spin-Orbit Coupling in Ultracold Fermi Gases, *Phys. Rev. Lett.* **112**, 013201 (2014).
- [39] X. Cui and W. Yi, Universal Borromean Binding in Spin-Orbit-Coupled Ultracold Fermi Gases, *Phys. Rev. X* **4**, 031026 (2014).
- [40] Z.-Y. Shi, H. Zhai, and X. Cui, Efimov physics and universal trimers in spin-orbit-coupled ultracold atomic mixtures, *Phys. Rev. A* **91**, 023618 (2015).
- [41] Q. Guan and D. Blume, Three-Boson Spectrum in the Presence of 1D Spin-Orbit Coupling: Efimovs Generalized Radial Scaling Law, *Phys. Rev. X* **8**, 021057 (2018).
- [42] J. P. Vyasanakere and V. B. Shenoy, Bound states of two spin-1/2 fermions in a synthetic non-Abelian gauge field, *Phys. Rev. B* **83**, 094515 (2011).
- [43] J. P. Vyasanakere, S. Zhang, and V. B. Shenoy, BCS-

- BEC crossover induced by a synthetic non-Abelian gauge field, Phys. Rev. B **84**, 014512 (2011).
- [44] J. P. Vyasanakere and V. B. Shenoy, Rashbons: properties and their significance, New J. Phys. **14**, 043041 (2012).
 - [45] Z. Yu, Short-range correlations in dilute atomic Fermi gases with spin-orbit coupling, Phys. Rev. A **85**, 042711 (2012).
 - [46] X. Cui, Mixed-partial-wave scattering with spin-orbit coupling and validity of pseudopotentials, Phys. Rev. A **85**, 022705 (2012).
 - [47] J. P. Vyasanakere and V. B. Shenoy, Flow-enhanced pairing and other unusual effects in Fermi gases in synthetic gauge fields, Phys. Rev. A **88**, 033609 (2013).
 - [48] L. Dong, L. Jiang, H. Hu, and H. Pu, Finite-momentum dimer bound state in a spin-orbit-coupled Fermi gas, Phys. Rev. A **87**, 043616 (2013).
 - [49] Y. Wu and Z. Yu, Short-range asymptotic behavior of the wave functions of interacting spin-1/2 fermionic atoms with spin-orbit coupling: A model study, Phys. Rev. A **87**, 032703 (2013).
 - [50] Q. Guan and D. Blume, Scattering framework for two particles with isotropic spin-orbit coupling applicable to all energies, Phys. Rev. A **94**, 022706 (2016).
 - [51] X. Cui, Multichannel molecular state and rectified short-range boundary condition for spin-orbit-coupled ultracold fermions near p-wave resonances, Phys. Rev. A **95**, 030701(R) (2017).
 - [52] S.-J. Wang and C. H. Greene, General formalism for ultracold scattering with isotropic spin-orbit coupling, Phys. Rev. A **91**, 022706 (2015).
 - [53] R. Li and L. Yin, Pair condensation in a dilute Bose gas with Rashba spin-orbit coupling, New J. Phys. **16**, 053013 (2014).
 - [54] Z. Xu, Z. Yu, and S. Zhang, Evidence for correlated states in a cluster of bosons with Rashba spin-orbit coupling, New J. Phys. **18**, 025002 (2016).
 - [55] D. Luo and L. Yin, BCS-pairing state of a dilute Bose gas with spin-orbit coupling, Phys. Rev. A **96**, 013609 (2017).
 - [56] Q. Gu and L. Yin, Spin-orbit-coupling-induced resonance in an ultracold Bose gas, Phys. Rev. A **98**, 013617 (2018).
 - [57] Y.-J. Lin, K. Jiménez-García, and I. B. Spielman, Spin-orbit-coupled Bose-Einstein condensates, Nature (London) **471**, 83 (2011).
 - [58] Y. Suzuki and K. Varga, *Stochastic Variational Approach to Quantum-Mechanical Few-Body Problems*, 1st ed. (Springer-Verlag Berlin Heidelberg, 1998).
 - [59] J. Mitroy, S. Bubin, W. Horiuchi, Y. Suzuki, L. Adamowicz, W. Cencek, K. Szalewicz, J. Komasa, D. Blume, and K. Varga, Theory and application of explicitly correlated Gaussians, Rev. Mod. Phys. **85**, 693 (2013).
 - [60] Q. Guan, One-, two-, and three-body systems with spin-orbit coupling, Ph.D. thesis, Washington State University (2017).
 - [61] H. Zhai, Degenerate quantum gases with spin-orbit coupling: a review, Rep. Prog. Phys. **78**, 026001 (2015).
 - [62] R. Feynman, Forces in Molecules, Phys. Rev. **56**, 340 (1939).
 - [63] A. Kievsky and M. Gattobigio, Universal nature and finite-range corrections in elastic atom-dimer scattering below the dimer breakup threshold, Phys. Rev. A **87**, 052719 (2013).
 - [64] Z.-Q. Yu and H. Zhai, Spin-Orbit Coupled Fermi Gases across a Feshbach Resonance, Phys. Rev. Lett. **107**, 195305 (2011).
 - [65] H. Zhai, Spin-Orbit Coupled Quantum Gases, Int. J. Mod. Phys. B **26**, 1230001 (2012).
 - [66] S.-G. Peng, X.-J. Liu, H. Hui, and K. Jiang, Momentum-resolved radio-frequency spectroscopy of a spin-orbit-coupled atomic Fermi gas near a Feshbach resonance in harmonic traps, Phys. Rev. A **86**, 063610 (2012).
 - [67] X.-J. Liu and H. Hu, Inhomogeneous Fulde-Ferrell superfluidity in spin-orbit-coupled atomic Fermi gases, Phys. Rev. A **87**, 051608(R) (2013).
 - [68] X.-J. Liu and H. Hu, Topological Fulde-Ferrell superfluid in spin-orbit-coupled atomic Fermi gases, Phys. Rev. A **88**, 023622 (2013).
 - [69] L. Jiang, E. Tiesinga, X.-J. Liu, H. Hu, and H. Pu, Spin-orbit-coupled topological Fulde-Ferrell states of fermions in a harmonic trap, Phys. Rev. A **90**, 053606 (2014).
 - [70] C. Chin, R. Grimm, P. Julienne, and E. Tiesinga, Feshbach resonances in ultracold gases, Rev. Mod. Phys. **82**, 1225 (2010).
 - [71] V. Galitski and I. B. Spielman, Spin-orbit coupling in quantum gases, Nature (London) **494**, 49 (2013).
 - [72] N. Goldman, G. Juzeliūnas, P. Öhberg, and I. B. Spielman, Light-induced gauge fields for ultracold atoms, Rep. Prog. Phys. **77**, 126401 (2014).