

Binding of muonated hydrogen molecules on the occasion of the Born-Oppenheimer approximation 90th anniversary

A.J.C. Varandas*, J. da Providência[†] and J.P. da Providência[‡]

(June 1, 2018)

Abstract

The stability of four fermionic particles with unit charge, of which, two are positively, and two negatively charged, is discussed. Except for using the simplest approximation of a single Gaussian orbital per particle, the problem is exactly solved variationally and, by varying the masses to simulate molecular di-hydrogen, mono-muonated di-hydrogen and di-muonated di-hydrogen, employed to illustrate the celebrated Born-Oppenheimer approximation on the occasion of its 90th anniversary. It is suggested that it is valid only for di-hydrogen.

1 Introduction

The understanding of Physics and Chemistry bears on a hierarchy of approximations, with the one carrying the names of Born and Oppenheimer [1] (BO) being most celebrated. At the dusk of its ninetieth anniversary, we wish to illustrate the relevance of the BO approximation by considering a four-fermionic model, treated beyond such an approximation, although preserving its spirit.

*School of Physics and Physical Engineering, Qufu Normal University, 273165 Qufu, China, and Chemistry Centre and Department of Chemistry, University of Coimbra, 3004-535 Coimbra, Portugal

[†]Department of Physics, University of Coimbra, P 3004-516 Coimbra, Portugal (providencia@teor.fis.uc.pt)

[‡]Department of Physics, University of Beira Interior, P-6201-001 Covilhã, Portugal (joaodaprovidencia@daad-alumni.de)

Great interest in μ -mesonic molecules arose in connection with cold fusion processes. Muons are leptons, like electrons, but are about 200 times heavier. If an electron is replaced by a muon in a hydrogen molecule, the nuclei become about 200 times closer [3], and when the nuclei are so near to each other, the probability of nuclear fusion increases enormously.

Our aim is to understand the stability of the μ -mesonic molecules on the basis of simple models satisfying the important requirement of consistently describing atoms and molecules of hydrogen. By consistent description we mean that the schematic model wave function of the μ -mesonic molecule should contain as factors the schematic model wave functions of the atoms, at least for some particular value of parameters specifying correlations between electrons and protons, or between muons and protons, belonging to distinct atoms.

It should be noted at this point that the idea of allocating wave-functions to nuclei as well as electrons is not new, with the reader being addressed to the literature [8, 9, 10] for details. Subtleties have to be considered, namely due to the fact that some translation of the molecule is included unless special steps are taken to exclude it [11], a point that will be addressed later in the subsection titled “centre of mass correction”. A further remark to note that the beyond Born-Oppenheimer approximation here discussed makes no attempt to perform dynamics on potential-energy surfaces.

All calculations here reported will be performed in atomic units (a.u.): of length, $a_0 = 0.529177$ nm; of energy, $E_h = 27.211652$ eV.

2 Preliminary

The Hamiltonian of the mono-muonic hydrogen molecule reads,

$$H = -\frac{1}{2}\nabla_1^2 - \frac{1}{2\mu}\nabla_2^2 - \frac{1}{2M}\nabla_3^2 - \frac{1}{2M}\nabla_4^2 + \frac{1}{|\mathbf{r}_1 - \mathbf{r}_2|} + \frac{1}{|\mathbf{r}_3 - \mathbf{r}_4|} \\ - \frac{1}{|\mathbf{r}_1 - \mathbf{r}_3|} - \frac{1}{|\mathbf{r}_1 - \mathbf{r}_4|} - \frac{1}{|\mathbf{r}_2 - \mathbf{r}_3|} - \frac{1}{|\mathbf{r}_2 - \mathbf{r}_4|},$$

where μ is the muon mass, M is the proton mass, and the electron mass is 1 in atomic units, which are here used. We describe the mono-muonic hydrogen molecule by a two-center model assuming that the electron orbits around one of the protons, and the muon orbits around the other proton. We further assume that the orbitals of the electron, the proton to it associated, and of the muon and proton to it associated are, respectively,

$$e^{-\alpha(\mathbf{r}-\mathbf{c}/2)^2}, e^{-\beta(\mathbf{r}-\mathbf{c}/2)^2}, e^{-\gamma(\mathbf{r}+\mathbf{c}/2)^2}, e^{-\beta'(\mathbf{r}+\mathbf{c}/2)^2},$$

where \mathbf{c} is a constant vector. The wave function we consider is the symmetrized product of these orbitals,

$$\Phi(\mathbf{r}_1, \mathbf{r}_2, \mathbf{r}_3, \mathbf{r}_4) = \mathcal{S} \left(e^{-\alpha(\mathbf{r}_1 - \mathbf{c}/2)^2} e^{-\gamma(\mathbf{r}_2 + \mathbf{c}/2)^2} e^{-\beta(\mathbf{r}_3 - \mathbf{c}/2)^2} e^{-\beta'(\mathbf{r}_4 + \mathbf{c}/2)^2} \right),$$

where \mathcal{S} is the symmetrizing operator,

$$\mathcal{S} \Psi(\mathbf{r}_1, \mathbf{r}_2, \mathbf{r}_3, \mathbf{r}_4) = \Psi(\mathbf{r}_1, \mathbf{r}_2, \mathbf{r}_3, \mathbf{r}_4) + \Psi(\mathbf{r}_2, \mathbf{r}_1, \mathbf{r}_3, \mathbf{r}_4) + \Psi(\mathbf{r}_1, \mathbf{r}_2, \mathbf{r}_4, \mathbf{r}_3) + \Psi(\mathbf{r}_2, \mathbf{r}_1, \mathbf{r}_4, \mathbf{r}_3).$$

and the parameters α , γ , β , β' and $c = |\mathbf{c}|$ are all variationally determined. Thence, the form and symmetry adopted for the wave-function are assumed to have enough flexibility for closely approaching maximum stability for the species under scrutiny. The relevant expectation values are expressed by integrals over the coordinates of the four point particles, which are products of integrals involving at most two particles at a time.

If, in our model, we replace the muon mass by the electron mass, a model for the hydrogen molecule (di-hydrogen) is obtained. Instead, if the electron mass is replaced by the muon mass, a model for the di-muonated hydrogen molecule is obtained. Moreover, if the muon and the proton masses are replaced by the electron mass, a model for the positronium molecule [4, 5, 6, 6] is obtained.

We recall that [12]

$$J(r') = \int d^3\mathbf{r} \frac{e^{-r^2}}{\sqrt{(\mathbf{r} - \mathbf{r}')^2}} = \pi^{3/2} \frac{\text{erf}(r')}{r'}.$$

3 Rayleigh quotients

In order to compute its expectation value, it is convenient to express the Hamiltonian H as a sum of terms,

$$H = K_{ee} + K_{PP} + V_{ee} + V_{PP} + V_{eP},$$

where

$$\begin{aligned} K_{ee} &= -\frac{1}{2}\nabla_1^2 - \frac{1}{2\mu}\nabla_2^2, & K_{PP} &= -\frac{1}{2M}\nabla_3^2 - \frac{1}{2M}\nabla_4^2, \\ V_{ee} &= \frac{1}{|\mathbf{r}_1 - \mathbf{r}_2|}, & V_{PP} &= \frac{1}{|\mathbf{r}_3 - \mathbf{r}_4|}, \\ V_{eP} &= -\frac{1}{|\mathbf{r}_1 - \mathbf{r}_3|} - \frac{1}{|\mathbf{r}_1 - \mathbf{r}_4|} - \frac{1}{|\mathbf{r}_2 - \mathbf{r}_3|} - \frac{1}{|\mathbf{r}_2 - \mathbf{r}_4|}. \end{aligned}$$

Here, the index e stands for lepton and the index P for proton, so that, for instance, K_{ee} is the kinetic energy of the two lepton (electron, muon) subsystem and K_{PP} is the kinetic energy of the two proton subsystem. In the following, the relevant Rayleigh **quotients** are expressed in terms of the integrals listed in the Appendix. We obtain

$$\begin{aligned}
\frac{\langle \Phi | K_{ee} | \Phi \rangle}{\langle \Phi | \Phi \rangle} &= \frac{\frac{1}{2} I_{KD}^{ee}(\alpha, \gamma) + \frac{1}{2\mu} I_{KD}^{ee}(\gamma, \alpha) + (\frac{1}{2} + \frac{1}{2\mu}) I_{KE}^{ee}(\alpha, \gamma)}{I_{ND}^{ee}(\alpha, \gamma) + I_{DE}^{ee}(\alpha, \gamma)}, \\
\frac{\langle \Phi | K_{PP} | \Phi \rangle}{\langle \Phi | \Phi \rangle} &= \frac{1}{2M} \frac{I_{KD}^{PP}(\beta, \beta') + I_{KD}^{PP}(\beta', \beta) + 2I_{KE}^{PP}(\beta, \beta')}{I_{ND}^{PP}(\beta, \beta') + I_{NE}^{PP}(\beta, \beta')}, \\
\frac{\langle \Phi | V_{ee} | \Phi \rangle}{\langle \Phi | \Phi \rangle} &= \frac{I_{VD}^{ee}(\alpha, \gamma) + I_{VE}^{ee}(\alpha, \gamma)}{I_{ND}^{ee}(\alpha, \gamma) + I_{NE}^{ee}(\alpha, \gamma)}, \\
\frac{\langle \Phi | V_{PP} | \Phi \rangle}{\langle \Phi | \Phi \rangle} &= \frac{I_{VD}^{PP}(\beta, \beta') + I_{VE}^{PP}(\beta, \beta')}{I_{ND}^{PP}(\beta, \beta') + I_{NE}^{PP}(\beta, \beta')}, \\
\frac{\langle \Phi | V_{eP} | \Phi \rangle}{\langle \Phi | \Phi \rangle} &= -\frac{\mathcal{N}_{eP}}{\mathcal{D}_{eP}}.
\end{aligned}$$

where

$$\begin{aligned}
\mathcal{N}_{eP} &= I_{VDD}^{ePD}(\alpha, \beta') I_{NDD}^{eP}(\gamma, \beta) + I_{VDD}^{ePD}(\gamma, \beta) I_{NDD}^{eP}(\alpha, \beta') \\
&+ I_{VDD}^{ePS}(\alpha, \beta) I_{NDD}^{eP}(\gamma, \beta') + I_{VDD}^{ePS}(\gamma, \beta') I_{NDD}^{eP}(\alpha, \beta) \\
&+ 2I_{VDE}^{eP}(\alpha, \beta, \beta') I_{NDE}^{eP}(\gamma, \beta', \beta) + 2I_{VDE}^{eP}(\gamma, \beta', \beta) I_{NDE}^{eP}(\alpha, \beta, \beta') \\
&+ 2I_{VED}^{eP}(\alpha, \gamma, \beta) I_{NED}^{eP}(\gamma, \alpha, \beta') + 2I_{VED}^{eP}(\gamma, \alpha, \beta') I_{NED}^{eP}(\alpha, \gamma, \beta) \\
&+ 4I_{VEE}^{eP}(\alpha, \gamma, \beta, \beta') I_{NEE}^{eP}(\alpha, \gamma, \beta, \beta'),
\end{aligned}$$

and

$$\begin{aligned}
\mathcal{D}_{eP} &= I_{NDD}^{eP}(\alpha, \beta) I_{NDD}^{eP}(\gamma, \beta') + I_{NDE}^{eP}(\alpha, \beta, \beta') I_{NDE}^{eP}(\gamma, \beta', \beta) \\
&+ I_{NED}^{eP}(\alpha, \gamma, \beta) I_{NED}^{eP}(\gamma, \alpha, \beta') + I_{VEE}^{eP}(\alpha, \gamma, \beta, \beta') I_{NEE}^{eP}(\gamma, \alpha, \beta', \beta).
\end{aligned}$$

4 Results

In order to describe two interacting hydrogen atoms, we replace, in the Hamiltonian, the muon mass μ by 1, and in order to describe two interacting di-muonated hydrogen atoms, we replace the electron mass, equal to 1, by the muon mass μ . Following a procedure similar to the one described elsewhere [6, 7], we obtain in the former case:

- Binding energy of two hydrogen atoms: -0.125949 a.u.;

- If $1.626 < c < 1.627$, the energy of the hydrogen molecule is: -0.936496 a.u.;
- If $c \rightarrow \infty$, the energy of the hydrogen molecule approaches -0.810547 a.u.;
- Distance between the centres in the hydrogen molecule: 1.626 a.u.;
- Radius of the electron orbit in the atoms of the hydrogen molecule: 1.50 a.u.;
- Radius of the proton orbit in the atoms of the hydrogen molecule: 0.229 a.u.;

The results so obtained are graphically summarized in Figure 1.

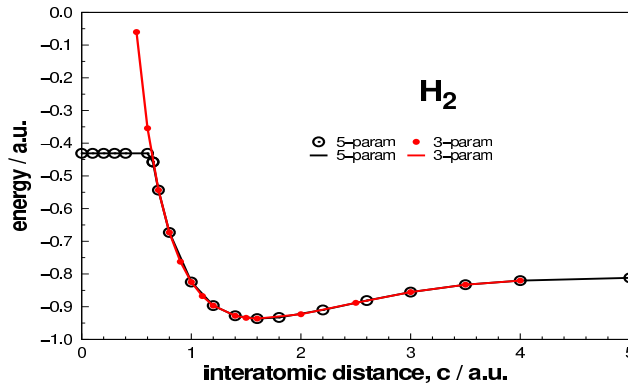


Figure 1: Di-hydrogen (hydrogen) molecule: energy vs bond distance. The attraction between the atomic centers shows up for $c > 0.5$. atomic units are used.

Similarly, for two interacting muonic hydrogen atoms, we replace in the Hamiltonian the electron rest mass (1 a.u.) by the muon mass μ , yielding:

- Binding energy of two muonic hydrogen atoms: -7.6337 a.u.;
- If $0.0142 < c < 0.0143$, the energy of the di-muonic hydrogen molecule is: -106.059 a.u.;
- If $c \rightarrow \infty$, the energy of the di-muonic hydrogen molecule approaches -98.4153 a.u.;
- Distance between the centres in the muonic hydrogen molecule: 0.0142 a.u.;
- Radius of the muon orbit in the atoms of the muonic hydrogen molecule: 0.0112 a.u.;
- Radius of the proton orbit in the atoms of the muonic hydrogen molecule: 0.0065 a.u.;

with the results shown in Figure 2.

In the description of the hydrogen molecule (H_2), it is natural to take $\alpha = \gamma$, $\beta = \beta'$. As summarized above, the radius of the electron orbital is predicted to be almost one order of magnitude larger than the radius of the proton orbital it surrounds. In agreement with the conventional BO approximation, we may then replace the orbital of that proton by a delta function. In turn, the radius of the muon orbital is only slightly larger than the radius of the proton orbital it surrounds, and hence it is not reliable to replace the orbital of that proton by a delta function. Thence, the BO approximation is not expected to be reliable for both the mono- and di-muonated di-hydrogen molecules, as observed in [7]. Indeed, even if it might be valid for treating a single hydrogen atom it is no longer true when combined with a muonated proton since for this the proton-to-muon mass ratio is only about 10 [6]. A chemical bond

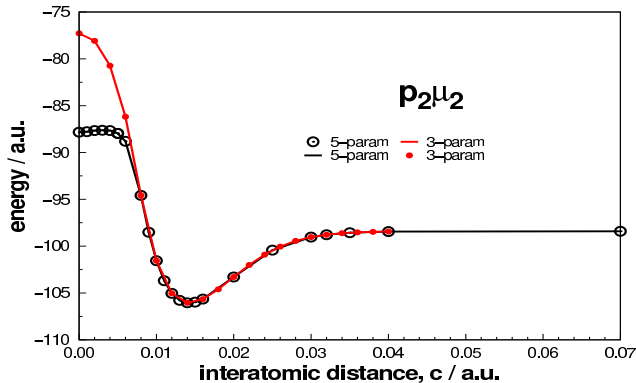


Figure 2: Di-muonated di-hydrogen (hydrogen) molecule: energy vs separation distance. The onset for attraction between the atomic centers shows up for $c > 0.006$ Symbols and units as in Fig. 1.

between a normal hydrogen atom and a muonated hydrogen atom does not exist because there is no binding energy for the mono-muonated di-hydrogen molecule, as shown in Figure 3. This might be expected, in agreement with the discussion in [7], because the chemical bond is the manifestation of a resonance effect which does not occur for the mono-muonated hydrogen. In the cases of the di-hydrogen and hydrogen di-muonated, the four wave-functions $\Phi(\mathbf{r}_1, \mathbf{r}_2, \mathbf{r}_3, \mathbf{r}_4)$, $\Phi(\mathbf{r}_2, \mathbf{r}_1, \mathbf{r}_4, \mathbf{r}_3)$, $\Phi(\mathbf{r}_2, \mathbf{r}_1, \mathbf{r}_3, \mathbf{r}_4)$ and $\Phi(\mathbf{r}_1, \mathbf{r}_2, \mathbf{r}_4, \mathbf{r}_3)$ have the same energy. So, there exists a linear combination of them which dramatically lowers the energy and another one which raises it. Note that $\Phi(\mathbf{r}_1, \mathbf{r}_2, \mathbf{r}_3, \mathbf{r}_4)$ is equivalent to $\Phi(\mathbf{r}_2, \mathbf{r}_1, \mathbf{r}_4, \mathbf{r}_3)$, while $\Phi(\mathbf{r}_2, \mathbf{r}_1, \mathbf{r}_3, \mathbf{r}_4)$ is equivalent to $\Phi(\mathbf{r}_1, \mathbf{r}_2, \mathbf{r}_4, \mathbf{r}_3)$. In the case of the hydrogen mono-muonated,

the wave-functions $\Phi(\mathbf{r}_1, \mathbf{r}_2, \mathbf{r}_3, \mathbf{r}_4)$, $\Phi(\mathbf{r}_2, \mathbf{r}_1, \mathbf{r}_4, \mathbf{r}_3)$ have different energies from the the wave functions $\Phi(2, 1, 3, 4)$, $\Phi(1, 2, 4, 3)$ and the difference is important because the muon mass is much larger than the electron mass. So, the respective energy increase and decrease are not significant, and no resonance effect occurs. Note further that to describe di-positronium, one must consider $\mu = M = 1$. It is also natural to take $\alpha = \gamma = \beta = \beta'$. A final remark to emphasize that if we wish to apply the conventional BO approximation we just let $\beta, \beta' \rightarrow \infty$. It then appears that the present calculations go beyond the BO approximation, which is so unless the orbital of the heavy particles are constrained to delta functions. Indeed, in the conventional BO approximation, the protons are kept fixed while in the present calculations we keep fixed the atomic centers around which positively and negatively charged particles describe their orbitals.

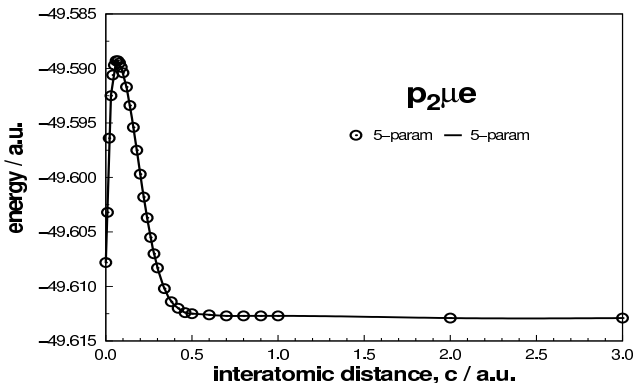


Figure 3: The energy of mono-muonic molecule without CM corrections. For $c = 0$, the energy is -49.6078 a.u.. For $c = \infty$, the energy is -49.6129 a.u..

Regarding Figures 1 and 3, the following considerations are in order. In the description of H_2 and the di-muonated di-hydrogen molecules, one expects that $\alpha = \gamma$ and $\beta = \beta'$. Indeed this is what happens if the distance between the atomic centers is not too small. However, for small distance between the atomic centers, the energy is lowered for $\alpha \neq \gamma$ and $\beta \neq \beta'$. By breaking a symmetry, effective correlations are introduced which, very often, lower the energy [13]. It may also be noted that, according to the famous Gell-Mann and Brueckner theory of the high density electron gas [14], further important correlations must be considered at very small interatomic distances. Thus, significant quantitative meaning cannot be attributed to the curves in Figures 1, 2 and 3 for values of $c < 0.5$, $c < 0.005$ and $c < 0.06$, or so, respectively for di-hydrogen, di-muonated hydrogen and mono-muonated

hydrogen, on account of the strong correlations, leading to the screening of the interaction, which arise there and were not taken into account in the present work,

Since the equilibrium bond distance is very much reduced in the di-muonated hydrogen molecule, the corresponding moment of inertia is accordingly much reduced. Thus, such a molecule can hardly be expected to exhibit a rotational spectrum, because this would not be supported by the binding potential.

For non-muonic hydrogen and di-muonic hydrogen, the spin component of the wave function is antisymmetric, both for leptons and protons, and hence is given by

$$s_{\uparrow}(\sigma_1)s_{\downarrow}(\sigma_2) - s_{\uparrow}(\sigma_2)s_{\downarrow}(\sigma_1)$$

for the leptons, and by

$$s_{\uparrow}(\sigma_3)s_{\downarrow}(\sigma_4) - s_{\uparrow}(\sigma_4)s_{\downarrow}(\sigma_3)$$

for the protons. Here, by $s_{\uparrow}(\sigma)$ and by $s_{\downarrow}(\sigma)$, with $\sigma = \pm 1$, we denote the spin eigenvectors for spin up and spin down states, respectively. For mono-muonic hydrogen, the spin components of the wave function is antisymmetric only for protons, and hence is given by any one of the following possibilities

$$s_{\uparrow}(\sigma_1)s_{\uparrow}(\sigma_2), \quad s_{\downarrow}(\sigma_2)s_{\downarrow}(\sigma_1), \quad s_{\uparrow}(\sigma_1)s_{\downarrow}(\sigma_2), \quad -s_{\uparrow}(\sigma_2)s_{\downarrow}(\sigma_1),$$

for the leptons, and by

$$s_{\uparrow}(\sigma_3)s_{\downarrow}(\sigma_4) - s_{\uparrow}(\sigma_4)s_{\downarrow}(\sigma_3)$$

for the protons.

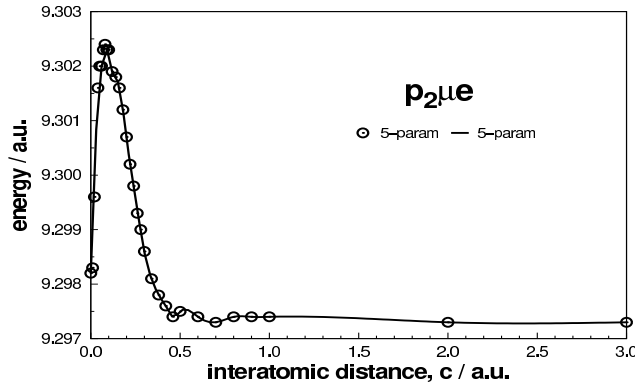


Figure 4: The center of mass energy of the mono-muonic molecule.

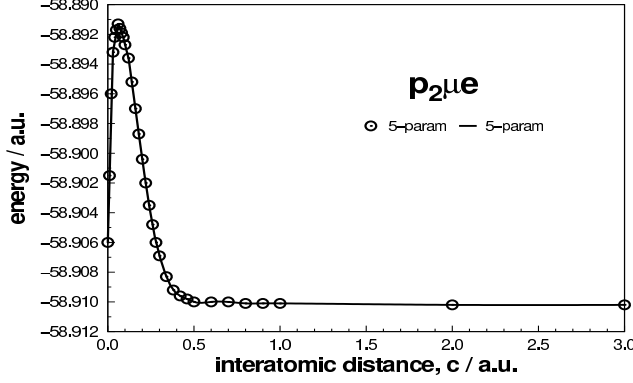


Figure 5: The energy of mono-muonic molecule with CM correction. For $c = 0$, the energy is -59.906 a.u.. For $c = \text{infy}$, the energy is -58.9106 a.u..

Center of mass correction

The Hamiltonian in Eq. (1) has translation symmetry, that is, it commutes with the total momentum,

$$\mathbf{P} = -i\nabla_1 - i\nabla_2\mu - i\nabla_3M - i\nabla_4M.$$

Recall that the mass of the electron is 1 a.u. Then, we may define the internal (intrinsic) Hamiltonian as

$$H_{int} = H - \frac{\mathbf{P}^2}{2M_{tot}},$$

where $M_{tot} = 1 + \mu + 2M$ is the total mass. The Hamiltonian H_{int} depends only on the relative coordinates and respective momenta and describes the molecular dynamics with respect to the reference frame at which the molecule center of mass (CM) is at rest. It depends only on the internal variables, since it commutes with the CM coordinate

$$\mathbf{R} = \frac{1}{M_{total}}(\mathbf{r}_1 + \mathbf{r}_2\mu + \mathbf{r}_3M + \mathbf{r}_4M).$$

We have

$$\mathbf{P}^2 = -\sum_{i=1}^4 \nabla_i^2 - \sum_{i,j=1}^4 \nabla_i \cdot \nabla_j.$$

To compute the expectation value of the CM energy, we need the following expressions

$$\begin{aligned} \frac{\langle \Phi | (-\sum_{i=1}^4 \nabla_i^2) | \Phi \rangle}{\langle \Phi | \Phi \rangle} &= \frac{I_{KD}^{ee}(\alpha, \gamma) + I_{KD}^{ee}(\gamma, \alpha) + 2I_{KE}^{ee}(\alpha, \gamma)}{I_{ND}^{ee}(\alpha, \gamma) + I_{NE}^{ee}(\alpha, \gamma)} \\ &+ \frac{I_{KD}^{PP}(\beta, \beta') + I_{KD}^{PP}(\beta', \beta) + 2I_{KE}^{PP}(\beta, \beta')}{I_{ND}^{PP}(\beta, \beta') + I_{NE}^{PP}(\beta, \beta')} \end{aligned}$$

$$\frac{\langle \Phi | (-\sum_{i,j=1}^4 \nabla_i \cdot \nabla_j) | \Phi \rangle}{\langle \Phi | \Phi \rangle} = \frac{2I_{p1p2E}^{ee}(\alpha, \gamma)}{I_{ND}^{ee}(\alpha, \gamma) + I_{NE}^{ee}(\alpha, \gamma)} + \frac{2I_{p1p2E}^{PP}(\beta, \beta')}{I_{ND}^{PP}(\beta, \beta') + I_{NE}^{PP}(\beta, \beta')},$$

where $I_{p1p2E}^{ee}(\alpha, \gamma)$ and $I_{p1p2E}^{PP}(\beta, \beta')$ are given in the Appendix. Figure 5 illustrates the CM energy correction for the mono-muonated molecule, which is seen to fluctuate very little. Indeed, it remains almost constant. The expectation value of H is contaminated by the CM

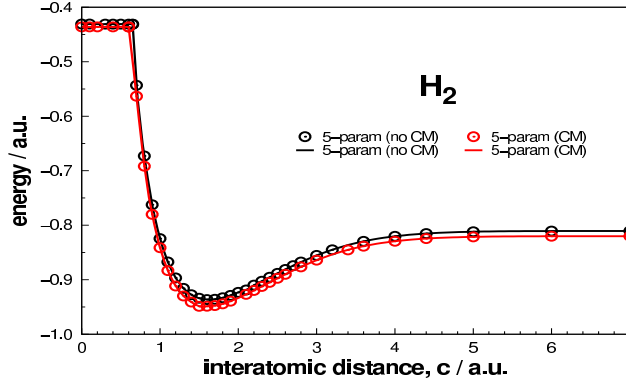


Figure 6: Upper curve: the energy of H_2 molecule, without CM corrections. Lower curve the energy of the H_2 molecule with CM correction.

energy, while the expectation value of H_{int} is not. We notice that in the case of mono-muonic hydrogen, the contaminating contribution of the CM energy, although significant, is almost independent of c , as Figure 5 illustrates. We remark that, in the case of the mono-muonic hydrogen, the minimum of the expectation value of H is about -49.613 a.u. both for $c = 0$ and for $c = 0.3$. This means that, for $0 < c < 0.3$ the system is not properly described by any one of these configurations. The appropriate description is then provided by a resonance between those configurations. A similar observation applies to the expectation value of H_{int} , which is -58.91 a.u. for $c = 0$ and -58.9 a.u. for $c = 0.28$ a.u. (see Figures 3 and 5). It seems very likely that the resonance effect will lead to a weak binding between the non-muonic hydrogen atom and the muonic hydrogen atom, since the expectation values of H and H_{int} for $c = 0$ almost coincide with the respective values for $c = \infty$. In the resonant state, the two protons are very close to each other, which is related to the catalytic property of the muon for fusion reactions. In the case of non-muonic hydrogen, the contaminating contribution of the CM energy is extremely small; see Figure 6. On the other hand, in the case of di-muonic hydrogen, the contaminating contribution of the CM energy fluctuates a lot with c , (see Figures 2 and 7). Nevertheless, the binding energy is not strongly affected by the CM

energy. Indeed, the calculated binding energy is 7.63 a.u. if the CM correction is not taken into account and is 7.38 a.u. otherwise.

5 Outline

It appeared timely to consider three four-particle molecules amongst the simplest that one may conceive to illustrate the meaning of the Born-Oppenheimer approximation at the occasion of its ninetieth anniversary. By considering molecular di-hydrogen and two of its relatives where one or both electrons are replaced by a negative muon, the radii of all particles relative to the center-of-mass around which they move immediately suggests that such an approximation is valid only in the case of the unsubstituted di-hydrogen molecule due to the large proton-to-electron mass ratio.

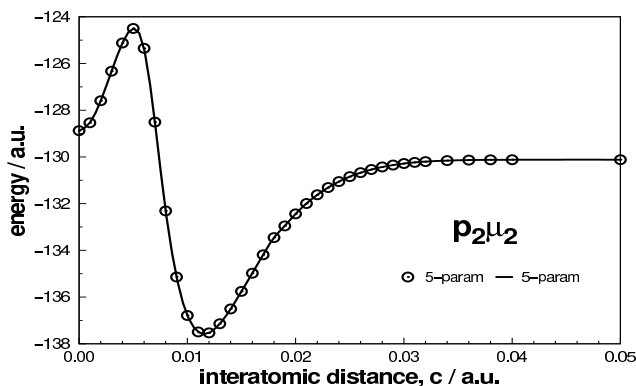


Figure 7: The energy of di-muonic molecule , with CM corrections. Minimization was performed after subtracting the CM energy.

Acknowledgments

This work has the support of Fundação para a Ciência e a Tecnologia, Portugal, via Coimbra Chemistry Centre through project PEst-OE/QUI/UI0313/2014 and via CFisUC under the projects No. UID/FIS/04564/2016 and POCI-01-0145-FEDER-029912.

Appendix

The following integrals will be used

$$I_{VD}^{ee}(\alpha, \gamma) := \int \int d^3\mathbf{r}_1 d^3\mathbf{r}_2 \frac{e^{-\alpha(\mathbf{r}_1 - \frac{\mathbf{c}}{2})^2 - \gamma(\mathbf{r}_2 + \frac{\mathbf{c}}{2})^2}}{\sqrt{(\mathbf{r}_1 - \mathbf{r}_2)^2}} = \frac{\pi^3}{(\alpha\gamma)^{3/2}c} \operatorname{erf}\left(\frac{\sqrt{\alpha\gamma}c}{\sqrt{\alpha + \gamma}}\right).$$

$$I_{VE}^{ee}(\alpha, \gamma) = \int \int d^3\mathbf{r}_1 d^3\mathbf{r}_2 \frac{e^{-\frac{1}{2}(\alpha(\mathbf{r}_1 - \frac{\mathbf{c}}{2})^2 + \gamma(\mathbf{r}_1 + \frac{\mathbf{c}}{2})^2) - \frac{1}{2}(\alpha(\mathbf{r}_2 - \frac{\mathbf{c}}{2})^2 + \gamma(\mathbf{r}_2 + \frac{\mathbf{c}}{2})^2)}}{\sqrt{(\mathbf{r}_1 - \mathbf{r}_2)^2}} = \frac{8\pi^{5/2}e^{-\frac{\alpha\gamma c^2}{\alpha + \gamma}}}{(\alpha + \gamma)^{5/2}}$$

$$I_{VDD}^{PD}(\alpha, \beta') = \int \int d^3\mathbf{r}_1 d^3\mathbf{r}_2 \frac{e^{-\alpha(\mathbf{r}_1 - \frac{\mathbf{c}}{2})^2 - \beta'(\mathbf{r}_2 + \frac{\mathbf{c}}{2})^2}}{\sqrt{(\mathbf{r}_1 - \mathbf{r}_2)^2}} = \frac{\pi^3}{\alpha^{3/2}\beta'^{3/2}c} \operatorname{erf}\left(\frac{\sqrt{\alpha\beta'}c}{\sqrt{\beta' + \alpha}}\right)$$

$$I_{VDD}^{PS}(\gamma, \beta') = \int \int d^3\mathbf{r}_1 d^3\mathbf{r}_2 \frac{e^{-\gamma(\mathbf{r}_1 - \frac{\mathbf{c}}{2})^2 - \beta'(\mathbf{r}_2 - \frac{\mathbf{c}}{2})^2}}{\sqrt{(\mathbf{r}_1 - \mathbf{r}_2)^2}} = \frac{2\pi^{5/2}}{\beta'\gamma\sqrt{\gamma + \beta'}}$$

$$I_{VDE}^P(\alpha, \beta, \beta') = \int \int d^3\mathbf{r}_1 d^3\mathbf{r}_2 \frac{e^{-\alpha(\mathbf{r}_1 - \frac{\mathbf{c}}{2})^2 - \frac{\beta}{2}(\mathbf{r}_2 + \frac{\mathbf{c}}{2})^2 - \frac{\beta'}{2}(\mathbf{r}_2 - \frac{\mathbf{c}}{2})^2}}{\sqrt{(\mathbf{r}_1 - \mathbf{r}_2)^2}} \\ = \frac{4\pi^3 e^{-\frac{\beta\beta'c^2}{2(\beta + \beta')}}}{\alpha^{3/2}\beta\sqrt{2(\beta + \beta')}c} \operatorname{erf}\left(\frac{\beta\sqrt{\alpha}c}{\sqrt{(\beta + \beta')(2\alpha + \beta + \beta')}}\right).$$

$$I_{VEE}^P(\alpha, \gamma, \beta, \beta') = \int \int d^3\mathbf{r}_1 d^3\mathbf{r}_2 \frac{e^{-\frac{\alpha}{2}(\mathbf{r}_1 - \frac{\mathbf{c}}{2})^2 - \frac{\gamma}{2}(\mathbf{r}_1 + \frac{\mathbf{c}}{2})^2 - \frac{\beta}{2}(\mathbf{r}_2 - \frac{\mathbf{c}}{2})^2 - \frac{\beta'}{2}(\mathbf{r}_2 + \frac{\mathbf{c}}{2})^2}}{\sqrt{(\mathbf{r}_1 - \mathbf{r}_2)^2}} \\ = \frac{8\pi^3 e^{-\frac{\alpha\gamma c^2}{2(\alpha + \gamma)} - \frac{\beta\beta'c^2}{2(\beta + \beta')}}}{(\alpha\beta' - \gamma\beta)\sqrt{(\beta + \beta')(\alpha + \gamma)}} \operatorname{erf}\left(\frac{\alpha\beta' - \gamma\beta}{\sqrt{2(\alpha + \gamma)(\beta + \beta')(\beta + \beta' + \alpha + \gamma)}}\right)$$

$$I_{KD}^{ee}(\alpha, \gamma) = \int \int d^3\mathbf{r}_1 d^3\mathbf{r}_2 (\nabla_1 e^{-\frac{1}{2}\alpha(\mathbf{r}_1 - \frac{\mathbf{c}}{2})^2}) \cdot (\nabla_1 e^{-\frac{1}{2}\alpha(\mathbf{r}_1 - \frac{\mathbf{c}}{2})^2}) e^{-\alpha(\mathbf{r}_2 + \frac{\mathbf{c}}{2})^2} \\ = \frac{3}{2} \frac{\pi^3 \alpha}{(\alpha\gamma)^{3/2}}, \quad I_{KD}^{ee}(\gamma, \alpha) = \frac{3}{2} \frac{\pi^3 \gamma}{(\alpha\gamma)^{3/2}}$$

$$I_{KE}^{ee}(\alpha, \gamma) = \int \int d^3\mathbf{r}_1 d^3\mathbf{r}_2 (\nabla_1 e^{-\frac{1}{2}\alpha(\mathbf{r}_1 - \frac{\mathbf{c}}{2})^2}) \cdot (\nabla_1 e^{-\frac{1}{2}\gamma(\mathbf{r}_1 + \frac{\mathbf{c}}{2})^2}) e^{-\frac{1}{2}(\alpha(\mathbf{r}_2 - \frac{\mathbf{c}}{2})^2 + \gamma(\mathbf{r}_2 + \frac{\mathbf{c}}{2})^2)} \\ = \left(\frac{3}{(\alpha + \gamma)} - \frac{\alpha\gamma c^2}{(\alpha + \gamma)^2}\right) \frac{8\pi^3 \alpha\gamma}{(\alpha + \gamma)^3} e^{-\alpha\gamma c^2 / (\alpha + \gamma)}$$

$$I_{ND}^{ee}(\alpha, \gamma) = \alpha^2 \int \int d^3\mathbf{r}_1 d^3\mathbf{r}_2 e^{-\alpha(\mathbf{r}_1 - \frac{\mathbf{c}}{2})^2} e^{-\gamma(\mathbf{r}_2 + \frac{\mathbf{c}}{2})^2} = \frac{\pi^3}{(\alpha\gamma)^{3/2}} = \frac{\pi^3}{(\beta\beta')^{3/2}}$$

$$I_{NE}^{ee}(\alpha, \gamma) = \int \int d^3\mathbf{r}_1 d^3\mathbf{r}_2 e^{-\frac{1}{2}\alpha((\mathbf{r}_1 - \frac{\mathbf{c}}{2})^2 + \gamma(\mathbf{r}_1 + \frac{\mathbf{c}}{2})^2) + \alpha(\mathbf{r}_2 - \frac{\mathbf{c}}{2})^2 + \gamma(\mathbf{r}_2 + \frac{\mathbf{c}}{2})^2} = \frac{8\pi^3 e^{-\frac{\alpha\gamma c^2}{\alpha + \gamma}}}{(\alpha + \gamma)^3}$$

$$I_{NDD}^P(\alpha, \beta) = \int \int d^3\mathbf{r}_1 d^3\mathbf{r}_2 e^{-\alpha(\mathbf{r}_1 - \frac{\mathbf{c}}{2})^2 - \beta(\mathbf{r}_2 + \frac{\mathbf{c}}{2})^2} = \frac{\pi^3}{\alpha^{3/2}\beta^{3/2}}$$

$$I_{NDE}^P(\alpha, \beta, \beta') = \int \int d^3\mathbf{r}_1 d^3\mathbf{r}_2 e^{-\alpha(\mathbf{r}_1 - \frac{\mathbf{c}}{2})^2 - \frac{\beta}{2}(\mathbf{r}_2 + \frac{\mathbf{c}}{2})^2 - \frac{\beta'}{2}(\mathbf{r}_2 - \frac{\mathbf{c}}{2})^2} = \frac{2^{3/2}\pi^3 e^{-\frac{\beta\beta'c^2}{2(\beta + \beta')}}}{(\alpha(\beta + \beta'))^{3/2}}$$

$$I_{NEE}^{eP}(\alpha, \gamma, \beta, \beta') = \int \int d^3\mathbf{r}_1 d^3\mathbf{r}_2 e^{-\frac{\alpha}{2}(\mathbf{r}_1 - \frac{\mathbf{c}}{2})^2 - \frac{\gamma}{2}(\mathbf{r}_1 + \frac{\mathbf{c}}{2})^2 - \frac{\beta}{2}(\mathbf{r}_2 - \frac{\mathbf{c}}{2})^2 - \frac{\beta'}{2}(\mathbf{r}_2 + \frac{\mathbf{c}}{2})^2} = \frac{8\pi^3 e^{-\frac{\alpha\gamma c^2}{2(\alpha+\gamma)} - \frac{\beta\beta' c^2}{2(\beta+\beta')}}}{((\beta + \beta')(\alpha + \gamma))^{(3/2)}}$$

$$I_{p_1 p_2 E}^{ee}(\alpha, \gamma) = \int \int d^3\mathbf{r}_1 d^3\mathbf{r}_2 e^{-\frac{1}{2}(\alpha(\mathbf{r}_2 - \mathbf{c}/2)^2 + \gamma(\mathbf{r}_1 + \mathbf{c}/2)^2)} (-\nabla_1 \cdot \nabla_2) e^{-\frac{1}{2}(\alpha(\mathbf{r}_1 - \mathbf{c}/2)^2 + \gamma(\mathbf{r}_2 + \mathbf{c}/2)^2)}$$

$$= \frac{8\pi^3 \gamma^2 \alpha^2 c^2}{(\gamma + \alpha)^5} \exp\left(-\frac{\gamma\alpha c^2}{\gamma + \alpha}\right),$$

The following functions are also needed

$$I_{VD}^{PP}(x, y) = I_{VD}^{ee}(x, y), \quad I_{KD}^{PP}(x, y) = I_{KD}^{ee}(x, y), \quad I_{VE}^{PP}(x, y) = I_{VE}^{ee}(x, y),$$

$$I_{KE}^{PP}(x, y) = I_{KE}^{ee}(x, y), \quad I_{NE}^{PP}(x, y) = I_{NE}^{ee}(x, y), \quad I_{p_1 p_2}^{PP}(x, y) = I_{p_1 p_2}^{ee}(x, y),$$

$$I_{ND}^{PP}(x, y) = I_{ND}^{ee}(x, y), \quad I_{NED}^{PP}(x, y, z) = I_{NDE}^{ee}(x, z, y), \quad I_{VED}^{PP}(x, y, z) = I_{VDE}^{ee}(z, x, y),$$

with the ones below being the same as the ones previously defined with other arguments,

$$I_{VDD}^{ePP}(\gamma, \beta), \quad I_{VDD}^{ePS}(\gamma, \beta'), \quad I_{VDE}^P(\gamma, \beta', \beta), \quad I_{VED}^P(\gamma, \alpha, \beta'), \quad I_{KD}^{ee}(\gamma, \alpha), \quad I_{KD}^{PP}(\beta', \beta).$$

References

- [1] M. Born and J. R. Oppenheimer, “Zur quantentheorie der moleken”. Ann. Phys. **84** (1927), 457-484
- [2] J. D. Jackson, “A Personal Adventure in Muon-Catalyzed Fusion”, Physics in Perspective, **12** (2010), 7488.
- [3] S. Cohen, D.L. Judd, R.J. Riddell Jr., “ μ -mesonic molecules. 2. Molecular-Ion Formation and Nuclear Catalysis”. Phys. Rev. **119** (1960) 397-411.
- [4] J. A. Wheeler, “Polyelectrons”, Ann. N. Y. Acad. Sci. **48** (1946) 219-238.
- [5] C. G. Bao and T. Y. Shi, “Lowest open channels, bound states, and narrow resonances of dipositronium”, Phys. Rev. A **67** (2003) 042505.
- [6] A.J.C. Varandas, M. Brajczewska, J. da Providência and J. P. da Providência, “Orbitals of the dipositronium” Chem. Phys. Lett. **610-611** (2014) 167-172.

- [7] A. J. C. Varandas, J. da Providência, M. Brajczewska and J. P. da Providência, “On dipositronium and molecular hydrogen: similarities and differences” *Eur. Phys. J. D* **69** (2015) 114.
- [8] M. Tachikawa, K. Mori, H. Nakai and K. Iguchi, “An rxtension of ab initio molecular orbital theory to nuclear motion”, *Chem. Phys. Lett.* **290**. 437 (1998).
- [9] H. Nakai, “Simultaneous Determination of Nuclear and Electronic Wave Functions without Borm-Openheimer: Approximation Ab Inition NO+MO/HF Theory”, *Int. J. Quant. Chem.* **80**, 511 (2001).
- [10] E. Mátyus, “Pre-Born Openheimer molecular structure theory”, *Mol. Phys.*, **117**, 590 (2019).
- [11] K. Sodeyama, K. Miamoto and H. Nakay, “Non-Borm Openheimer effects predicted by translation free nuclear orbitals plus molecular orbital method”, *Chem. Phys. Lett.* **421**, 72 (2006).
- [12] M. Abramowitz and I.A. Stegun, *Handbook of Mathematical Functions: with Formulas, Graphs, and Mathematical Tables*, Dover Books on Mathematics, 1965.
- [13] R. E. Peierls, *J. Phys. A, Math. Gen.* “Spontaneously broken symmetries” **24** (1991) 5273.
- [14] M. Gell-Mann and K. A. Brueckner, “Correlation Energy of an Electron Gas at High Density” *Phys. Rev.* **106** (1957) 364.