

On the Design of Paired Comparison Experiments with Application

Eric Nyarko*

University of Ghana,
Department of Statistics and Actuarial Science,
Box LG 115, Legon-Accra

Abstract

In practice, paired comparison experiments involving pairs of either full or partial profiles are frequently used. When all attributes have a general common number of levels, the problem of finding optimal designs is considered in the presence of a second-order interactions model. The D -optimal designs for the second-order interactions model in this setting have both types of pairs in which either all attributes have different levels or approximately half of the attributes are different. The proposed optimal designs can be used as a benchmark to compare any design for estimating main effects and two and three attribute interactions. A practical situation that incorporates the corresponding second-order interactions is covered.

Keywords: Full profile; Interactions; Optimal design; Paired comparisons; Partial profile; Profile strength

AMS 2000 Subject Classifications: Primary: 62K05; Secondary: 62J15, 62K15

1 Introduction

Paired comparisons are similar to experiments with two options (alternatives), which are widely used in many fields of application such as health economics, transportation economics, education and marketing to study people's or consumers' preferences toward new products or services where behaviors of interest typically involve quantitative or qualitative responses (see e.g.,

*corresponding author. E-mail: ericnyarko@ug.edu.gh, nyarkoeric5@gmail.com

Scheffé, 1952, Green and Srinivasan, 1990, Graßhoff et al., 2003). The present paper draws on this situation of paired comparisons (so called conjoint analysis where responses are usually assessed on a rating scale or discrete choice experiment) as frequently encountered in practice.

Typically, in paired comparison experiments, respondents trade-off one alternative against the other (in a hypothetical or occasional real setting) which is generated by an experimental design, and are described by a number of attributes. Usually, in applications one may be interested in main effects as well as interactions between the attributes. For example, Bradley and El-Helbawy (1976) considered an analysis of a factorial experiment on coffee preferences, where main effects plus two-attribute interactions plus three-attribute interactions were of special interest (see also El-Helbawy and Bradley, 1978, Louviere et al., 2000). An experiment in a food manufacturing research where interactions between three ingredients: a milk product, a starch product and an emulsifier were of interest can be found (Lewis and Tuck, 1985). A study that investigates the extent to which the policy of prioritizing life-extending end-of-life treatments over other types of treatment is consistent with the stated preferences of members of the general public, and which incorporates the corresponding situation of second-order (or three-attribute) interactions can be found (Shah et al., 2015). Moreover, Elrod et al. (1992) considered main effects and up to four-attribute interactions for a study on student's preferences for rental apartments. The present paper where any of three of the attributes interact is motivated by the aforementioned works.

Due to the limited cognitive ability to process information in applications, a paired comparison task including many attributes may result in respondent decisions that do not reflect their actual preferences. A way to overcome these behaviors is to simplify the paired comparison task by holding the levels of some of the attributes constant in every pair. The profiles in such pair are called partial profiles, and the number of attributes that are allowed with potentially different levels in the partial profiles is called the profile strength (e.g., see Green, 1974, Graßhoff et al., 2003, Chrzan, 2010, Kessels et al., 2011).

In this paper we introduce an appropriate model for the situation of full and partial profiles and derive optimal designs in the presence of second-order (or three-attribute) interactions. We consider the case when the alternatives are specified by general common number of level-attributes. A practical situation of interest that incorporates the corresponding second-order interactions is also considered. In the statistical literature, work on determining the structure of the optimal designs by the two-level situation when the first- and last-levels of the attributes were effects-coded as 1 and -1 , respectively

has been investigated by van Berkum (1987) in the case of full profiles and by Schwabe et al. (2003) in the case of partial profiles in a main-effects and two-attribute interactions setup. Corresponding results when the common number of the attribute levels is larger than two have been obtained (see Graßhoff et al., 2003) in a first-order interactions setup for both full and partial profiles. Here, we treat the case of three-attribute interactions when the common number of the attribute levels is larger than two and provide a detailed proof (see Nyarko, 2019, arXiv). The two-level situation has been investigated by Nyarko and Schwabe (2019) in the case of both full and partial profiles.

It is worthwhile mentioning that the invariant designs considered in this paper possess large number of comparisons. However, these designs can serve as a benchmark to judge the efficiency of competing designs as well as a starting point to construct exact designs or fractions which share the property of optimality and can be realized with a reasonable number of comparisons.

The remainder of the paper is organized as follows. A general model is introduced in Section 2 for linear paired comparisons which is related to experiments with two options. This is followed by a three-attribute interactions model for full and partial profiles in Section 3 and optimal designs are characterized in Section 4. A practical situation of importance is considered in Section 5 and the final Section 6 offers some conclusions.

2 General setting

In any experimental situation the outcome of the experiment depends on some factors (attributes), say, K of influence. In this setting the dependence can be described by a vector of regression functions \mathbf{f} . In what follows we define a single alternative by $\mathbf{i} = (i_1, \dots, i_K)$ where i_k is the component of the k th attribute, $k = 1, \dots, K$. Any utility (not observe) $\tilde{Y}_n(\mathbf{i})$ of the single alternative $\mathbf{i} = (i_1, \dots, i_K)$ subject to a block effect μ_n and a random error $\tilde{\varepsilon}_n$, which is assumed to be uncorrelated with constant variance and zero mean can be formalized by a general linear model

$$\tilde{Y}_n(\mathbf{i}) = \mu_n + \mathbf{f}(\mathbf{i})^\top \boldsymbol{\beta} + \tilde{\varepsilon}_n, \quad (1)$$

where the index n denotes the n th presentation, $n = 1, \dots, N$, and the alternative \mathbf{i} is chosen from a set $\mathcal{I} = \{1, \dots, v\}^K$. Here the vector of known regression functions \mathbf{f} describe the form of the functional relationship between the alternative \mathbf{i} and the corresponding mean response $E(\tilde{Y}_n(\mathbf{i})) = \mu_n + \mathbf{f}(\mathbf{i})^\top \boldsymbol{\beta}$, and $\boldsymbol{\beta}$ is the unknown parameter vector of interest. Usually in order to make statistical inference on the unknown parameters several pairs are

presented to get rid of the influence of the block effect μ_n due to a variety of unobservable influences. Then actual differences of the latent utilities are observed for the alternatives presented in a pair.

More specifically, unlike in standard experimental designs where there is a possibility of only a single or direct observation, in paired comparison experiments the utilities for the alternatives are usually not directly observed. Only observations $Y_n(\mathbf{i}, \mathbf{j}) = \tilde{Y}_n(\mathbf{i}) - \tilde{Y}_n(\mathbf{j})$ are available for comparing pairs (\mathbf{i}, \mathbf{j}) of alternatives \mathbf{i} and \mathbf{j} which are chosen from the design region $\mathcal{X} = \mathcal{I} \times \mathcal{I}$. In that case the utilities for the alternatives are properly described by the linear paired comparison model

$$Y_n(\mathbf{i}, \mathbf{j}) = (\mathbf{f}(\mathbf{i}) - \mathbf{f}(\mathbf{j}))^\top \boldsymbol{\beta} + \varepsilon_n, \quad (2)$$

where $\mathbf{f}(\mathbf{i}) - \mathbf{f}(\mathbf{j})$ is the derived regression function and the random errors $\varepsilon_n(\mathbf{i}, \mathbf{j}) = \tilde{\varepsilon}_n(\mathbf{i}) - \tilde{\varepsilon}_n(\mathbf{j})$ associated with the different pairs (\mathbf{i}, \mathbf{j}) are assumed to be uncorrelated with constant variance and zero mean. Here, the block effects μ_n are immaterial.

The performance of the statistical analysis based on a paired comparison experiment depends on the pairs in the preference task that are presented. The choice of such pairs $(\mathbf{i}_1, \mathbf{j}_1), \dots, (\mathbf{i}_N, \mathbf{j}_N)$ is called a design of size N . The quality of such a design is measured by its information matrix

$$\mathbf{M}((\mathbf{i}_1, \mathbf{j}_1), \dots, (\mathbf{i}_N, \mathbf{j}_N)) = \sum_{n=1}^N \mathbf{M}((\mathbf{i}_n, \mathbf{j}_n)), \quad (3)$$

where $\mathbf{M}((\mathbf{i}, \mathbf{j})) = (\mathbf{f}(\mathbf{i}) - \mathbf{f}(\mathbf{j}))(\mathbf{f}(\mathbf{i}) - \mathbf{f}(\mathbf{j}))^\top$ is the so-called elemental information of a single pair (\mathbf{i}, \mathbf{j}) .

In this paper we restrict our attention to approximate or continuous designs ξ (e.g., see Kiefer, 1959) which are defined as discrete probability measures on the design region \mathcal{X} of all pairs (\mathbf{i}, \mathbf{j}) . Moreover, every approximate design ξ which assigns only rational weights $\xi(\mathbf{i}, \mathbf{j})$ to all pairs (\mathbf{i}, \mathbf{j}) in its support points can be realized as an exact design ξ_N of size N consisting of the pairs $(\mathbf{i}_1, \mathbf{j}_1), \dots, (\mathbf{i}_N, \mathbf{j}_N)$. Note that for an exact design $\xi_N = ((\mathbf{i}_1, \mathbf{j}_1), \dots, (\mathbf{i}_N, \mathbf{j}_N))$ the normalized information matrix $\mathbf{M}(\xi_N)$ coincides with the information matrix $\mathbf{M}(\xi)$ of the corresponding approximate design ξ .

Optimality criteria for approximate designs ξ are functionals of $\mathbf{M}(\xi)$. As a scalar measure of design quality here we consider the criterion of D -optimality. An approximate design ξ^* is D -optimal if it maximizes the determinant of the information matrix, that is, if $\det \mathbf{M}(\xi^*) \geq \det \mathbf{M}(\xi)$ for every approximate design ξ on \mathcal{X} .

Example 1. One-way layout (general levels)

For illustrative purposes we first consider the situation of just a single-attribute ($K = 1$) (e.g., see Graßhoff et al., 2004) which may vary only over v levels, and adopt the standard parameterization of effects-coding. In this setting, the effects of each single level $i = 1, \dots, v$ has parameters β_i . Hence,

$$\tilde{Y}_n(i) = \mu_n + \beta_i + \tilde{\epsilon}_n, \quad (4)$$

with $i \in \mathcal{I} = \{1, \dots, v\}$, where μ_n denotes the block effect, $n = 1, \dots, N$, and $\tilde{\epsilon}_n$ the random error is assumed to be uncorrelated with constant variance and zero mean. For effects-coding the regression function \mathbf{f} is given by $\mathbf{f}(i) = \mathbf{e}_i$, $i = 1, \dots, v-1$ and $\mathbf{f}(v) = -\mathbf{1}_{v-1}$, respectively, where \mathbf{e}_i is the i th unit vector of length $v-1$ and $\mathbf{1}_m$ denotes a vector of length m with all entries equal to 1. This parameterization is an indication that suitable identifiability condition has to be imposed on the effects, $\sum_{i=1}^v \beta_i = 0$. In particular, for this identifiability condition the parameter relating to the last level v can be recovered from the other levels, $\beta_v = -\sum_{i=1}^{v-1} \beta_i$. Hence,

$$\tilde{Y}_n(i) = \mu_n + \mathbf{f}(i)^\top \boldsymbol{\beta} + \tilde{\epsilon}_n, \quad (5)$$

where the reduced parameter vector $\boldsymbol{\beta} = (\beta_1, \dots, \beta_{v-1})^\top$.

Then for paired comparisons an observation of the effects $\beta_i - \beta_j$ of level i compared to level j can be characterized by the response

$$Y_n(i, j) = (\mathbf{f}(i) - \mathbf{f}(j))^\top \boldsymbol{\beta} + \varepsilon_n = \beta_i - \beta_j + \varepsilon_n, \quad (6)$$

where $\mathbf{f}(i, j) = \mathbf{e}_i - \mathbf{e}_j$, $\mathbf{f}(i, v) = \mathbf{e}_i + \mathbf{1}_{v-1}$, $\mathbf{f}(v, i) = -\mathbf{f}(i, v)$, for $i, j = 1, \dots, v-1$ and $\mathbf{f}(v, v) = \mathbf{0}$.

Note that the information matrix $\mathbf{M}((i, j)) = \frac{2}{v-1}(\mathbf{Id}_{v-1} + \mathbf{1}_{v-1}\mathbf{1}_{v-1}^\top)$ for $i \neq j$ where \mathbf{Id}_m denotes the m -dimensional identity matrix, while $\mathbf{M}((i, i)) = \mathbf{0}$ for $i = j$. Because pair (i, i) with identical levels results in zero information, it can be neglected. Hence, only pair (i, j) with different levels should be used and that, in particular, the design $\bar{\xi}$ which assigns equal weight $1/(v(v-1))$ to each of the pair (i, j) , $i \neq j$ is optimal with resulting information matrix

$$\mathbf{M}(\bar{\xi}) = \frac{2}{v-1}(\mathbf{Id}_{v-1} + \mathbf{1}_{v-1}\mathbf{1}_{v-1}^\top). \quad (7)$$

The corresponding information matrix $\mathbf{M}(\bar{\xi})$ has an inverse of the form

$$\mathbf{M}(\bar{\xi})^{-1} = \frac{v-1}{2}(\mathbf{Id}_{v-1} - \frac{1}{v}\mathbf{1}_{v-1}\mathbf{1}_{v-1}^\top). \quad (8)$$

This design $\bar{\xi}$ will serve as a starting point for constructing optimal designs in situations with more than one attribute later on. In particular, this concept developed for the single-attribute will be extended later on for describing the main-effects as well as the two- and the three-attribute interactions in the case of a couple of, say, K attributes $k = 1, \dots, K$.

It is worthwhile mentioning that under the indifference assumption of equal choice probabilities (see e.g. Grossmann et al., 2002) the designs considered in this paper carry over to the Bradley and Terry (1952) type choice experiments in which the probability of choosing \mathbf{i} from the pair (\mathbf{i}, \mathbf{j}) is given by $\exp[\mathbf{f}(\mathbf{i})^\top \boldsymbol{\beta}] / (\exp[\mathbf{f}(\mathbf{i})^\top \boldsymbol{\beta}] + \exp[\mathbf{f}(\mathbf{j})^\top \boldsymbol{\beta}])$. Specifically, this assumption simplifies the information matrix of the multinomial logit model which becomes proportional to the information matrix in the linear paired comparison model (see Großmann and Schwabe, 2015, Singh et al., 2015).

3 Second-order interactions model

In applications one may be interested in the utility estimates of both the main effects and interactions between the levels of the attributes. For that setting optimal designs have been derived (van Berkum, 1987, Graßhoff et al., 2003) in a two-attribute interactions setup. This paper considers a three-attribute interactions model. Corresponding results for the particular case of binary attributes can be found (Nyarko and Schwabe, 2019).

Following Nyarko and Schwabe (2019), we first start with the situation of full profiles. In that case each alternative is represented by level combinations in which all attributes are involved. For such alternatives we denote by $\mathbf{i} = (i_1, \dots, i_K)$ and $\mathbf{j} = (j_1, \dots, j_K)$ the first alternative and the second alternative, respectively, which are both elements of the set $\mathcal{I} = \{1, \dots, v\}^K$ where 1 and v represent the first and last level of each k th attribute, $k = 1, \dots, K$. Here (\mathbf{i}, \mathbf{j}) is an ordered pair of alternatives \mathbf{i} and \mathbf{j} which is chosen from the design region $\mathcal{X} = \mathcal{I} \times \mathcal{I}$. Note that for each attribute k the corresponding regression functions $\mathbf{f}_k = \mathbf{f} : \mathcal{X} \rightarrow \mathbf{R}^{v-1}$ coincide with that of the one-way attribute introduced in Example 1.

In the presence of main effects up to three-attribute interactions direct responses \tilde{Y}_n at alternative $\mathbf{i} = (i_1, \dots, i_K)$ can be modeled as

$$\begin{aligned} \tilde{Y}_n(\mathbf{i}) = & \mu_n + \sum_{k=1}^K \mathbf{f}(i_k)^\top \boldsymbol{\beta}_k + \sum_{k < \ell} (\mathbf{f}(i_k) \otimes \mathbf{f}(i_\ell))^\top \boldsymbol{\beta}_{k\ell} \\ & + \sum_{k < \ell < m} (\mathbf{f}(i_k) \otimes \mathbf{f}(i_\ell) \otimes \mathbf{f}(i_m))^\top \boldsymbol{\beta}_{k\ell m} + \tilde{\varepsilon}_n, \end{aligned} \quad (9)$$

for full profiles, where \otimes denotes the Kronecker product of vectors or matrices, $\beta_k = (\beta_{i_k}^{(k)})_{i_k=1,\dots,v-1}$ denotes the main effect of the k th attribute, $\beta_{k\ell} = (\beta_{i_k i_\ell}^{(k\ell)})_{i_k=1,\dots,v-1, i_\ell=1,\dots,v-1}$ is the two-attribute interaction of the k th and ℓ th attribute, and $\beta_{k\ell m} = (\beta_{i_k i_\ell i_m}^{(k\ell m)})_{i_k=1,\dots,v-1, i_\ell=1,\dots,v-1, i_m=1,\dots,v-1}$ is the three-attribute interaction of the k th, ℓ th and m th attribute. The vectors $(\beta_k)_{1 \leq k \leq K}$ of main effects, $(\beta_{k\ell})_{1 \leq k < \ell \leq K}$ of two-attribute interactions and $(\beta_{k\ell m})_{1 \leq k < \ell < m \leq K}$ of three-attribute interactions have dimensions $p_1 = K(v-1)$, $p_2 = (1/2)K(K-1)(v-1)^2$ and $p_3 = (1/6)K(K-1)(K-2)(v-1)^3$, respectively. Hence the parameter vector

$$\beta = ((\beta_k)_{k=1,\dots,K}^\top, (\beta_{k\ell})_{k<\ell}^\top, (\beta_{k\ell m})_{k<\ell<m}^\top)^\top, \quad (10)$$

has dimension $p = p_1 + p_2 + p_3 = K(v-1)(1 + (1/6)(K-1)(v-1)(3 + (K-2)(v-1)))$. These vector of parameters sum up to the complete parameter vector $\beta \in \mathbf{R}^p$. Here the corresponding p -dimensional vector of regression functions $\mathbf{f}: \mathcal{X} \rightarrow \mathbf{R}^p$ is given by

$$\begin{aligned} \mathbf{f}(\mathbf{i}) = & (\mathbf{f}(i_1)^\top, \dots, \mathbf{f}(i_K)^\top, \mathbf{f}(i_1)^\top \otimes \mathbf{f}(i_2)^\top, \dots, \mathbf{f}(i_{K-1})^\top \otimes \mathbf{f}(i_K)^\top, \\ & \mathbf{f}(i_1)^\top \otimes \mathbf{f}(i_2)^\top \otimes \mathbf{f}(i_3)^\top, \dots, \mathbf{f}(i_{K-2})^\top \otimes \mathbf{f}(i_{K-1})^\top \otimes \mathbf{f}(i_K)^\top)^\top. \end{aligned} \quad (11)$$

Also here in $\mathbf{f}(\mathbf{i})$, the first K components $\mathbf{f}(i_1), \dots, \mathbf{f}(i_K)$ are associated with the main effects and have $p_1 = K(v-1)$ parameters, the second components $\mathbf{f}(i_1) \otimes \mathbf{f}(i_2), \dots, \mathbf{f}(i_{K-1}) \otimes \mathbf{f}(i_K)$ are associated with the two-attribute interactions and have $p_2 = (1/2)K(K-1)(v-1)^2$ parameters, and the remaining components $\mathbf{f}(i_1) \otimes \mathbf{f}(i_2) \otimes \mathbf{f}(i_3), \dots, \mathbf{f}(i_{K-2}) \otimes \mathbf{f}(i_{K-1}) \otimes \mathbf{f}(i_K)$ are associated with the three-attribute interactions and have $p_3 = (1/6)K(K-1)(K-2)(v-1)^3$ parameters.

As was already pointed out, because of the limited cognitive to process information, in applications a preference task including many attributes may enhance respondent decisions that do not reflect their actual preferences. To overcome these behaviors, only partial profiles are presented within a single paired comparison. Specifically, in a partial profile every pair consists of alternatives which are described by a predefined number S of attributes, where the same set of attributes is used throughout both alternatives within a pair but with potentially different levels, and the remaining $K - S$ attributes are not shown and remain thus unspecified. The number S of attributes used in a partial profile is called the profile strength. For instance, if in an experimental situation for a total number of attributes $K = 11$ each at two levels, only $S = 4$ of the attributes are shown, while the remaining $K - S = 7$ attributes are not shown or officially set to 0, then the $S = 4$ of the attributes that are shown in the pairs of alternatives is the profile strength. Green

(1974) pointed out that in choosing a profile strength, it has to be taken into account: (a) the number of attributes to vary in each set of alternatives that will be presented to respondents; (b) the number of alternatives to present to respondents for evaluation; and (c) the type of utility (or paired comparison) model to apply in representing the respondent's evaluations. According to Schwabe et al. (2003), typically choosing up to a maximum number of four attributes as representative of the profile strength while there may be twenty or more attributes is enough to reduce cognitive burden as frequently encountered in practice (see Großmann, 2017, for example).

For a partial profile a direct observation may be described by model (9) when summation is taken only over those S attributes contained in the describing subset. This requires that the profile strength $S \geq 3$ is needed to ensure identifiability of the three-attribute interactions. In what follows, we introduce an additional level $i_k = 0$, which indicates that the corresponding k th attribute is not present in the partial profile. The corresponding regression functions are extended to $\mathbf{f}(0) = \mathbf{0}$. With this convention a direct observation can be described by (9) even for a partial profile \mathbf{i} from the set

$$\mathcal{I}^{(S)} = \{\mathbf{i}; i_k \in \{1, \dots, v\} \text{ for } S \text{ components and } i_k = 0 \text{ for } K - S \text{ components}\}, \quad (12)$$

of alternatives with profile strength S .

For observations in linear paired comparisons the resulting model is given by

$$\begin{aligned} Y_n(\mathbf{i}, \mathbf{j}) = & \sum_{k=1}^K (\mathbf{f}(i_k) - \mathbf{f}(j_k))^\top \boldsymbol{\beta}_k + \sum_{k < \ell} ((\mathbf{f}(i_k) \otimes \mathbf{f}(i_\ell)) - (\mathbf{f}(j_k) \otimes \mathbf{f}(j_\ell)))^\top \boldsymbol{\beta}_{k\ell} \\ & + \sum_{k < \ell < m} ((\mathbf{f}(i_k) \otimes \mathbf{f}(i_\ell) \otimes \mathbf{f}(i_m)) - (\mathbf{f}(j_k) \otimes \mathbf{f}(j_\ell) \otimes \mathbf{f}(j_m)))^\top \boldsymbol{\beta}_{k\ell m} + \varepsilon_n. \end{aligned} \quad (13)$$

The design region in this case can be specified as

$$\mathcal{X}^{(S)} = \{(\mathbf{i}, \mathbf{j}); i_k, j_k \in \{1, \dots, v\} \text{ for } S \text{ components and } i_k = j_k = 0 \text{ for exactly } K - S \text{ components}\}, \quad (14)$$

for the set of partial profiles with profile strength S . Notice that for full profiles each pair in the design region consists of alternatives where all attributes are shown.

4 Optimal designs

In the present setting we consider optimal designs for the three-attribute interactions paired comparison model (13) with corresponding regression functions $\mathbf{f}(\mathbf{i})$ given by (11). In what follows, we define d as the comparison depth (see Graßhoff et al., 2003), which describes the number of attributes in which the two alternatives presented differ, $d = 1, \dots, S$ (see Nyarko, 2020, p. 9, for example).

For this situation the design region $\mathcal{X}^{(S)}$ in (14) can be partitioned into disjoint sets

$$\mathcal{X}_d^{(S)} = \{(\mathbf{i}, \mathbf{j}) \in \mathcal{X}^{(S)}; i_k \neq j_k \text{ for exactly } d \text{ components}\}. \quad (15)$$

These sets constitute the orbits with respect to permutations of both the levels $i_k, j_k = 1, \dots, v$ within the attributes as well as among attributes $k = 1, \dots, K$, themselves.

Note that the D -criterion is invariant with respect to those permutations, which induce a linear reparameterization (see Schwabe, 1996, p. 17). As a result, it is sufficient to look for optimality in the class of invariant designs (see Kiefer, 1959, p. 282-284, for detailed discussion).

Denote by $\bar{\xi}_d$ the uniform approximate design which assigns equal weights to each individual distinct (pair) design points in $\mathcal{X}_d^{(S)}$, $\bar{\xi}_d(\mathbf{i}, \mathbf{j}) = \frac{1}{N_d}$ where $N_d = \binom{K}{S} \binom{S}{d} v^S (v-1)^d$ is the number of the distinct design points. Notice that for the associated identical (pair) design points in $\mathcal{X}^{(S)}$ there is no information available. It can be demonstrated that in this case, the corresponding uniform design $\bar{\xi}_d$ on the set $\mathcal{X}_d^{(S)}$ has an information matrix having a block diagonal structure. To begin with, we first note that $\mathbf{M} = \frac{2}{v-1}(\mathbf{Id}_{v-1} + \mathbf{1}_{v-1} \mathbf{1}_{v-1}^\top)$ is the information matrix of the one-way layout in (7). Here, \mathbf{Id}_m is the identity matrix of order m for every m . In the following, the two functions $h_1(d)$ and $h_2(d)$ are identical to the corresponding terms for the main-effects and two-attribute interactions models (e.g., see Graßhoff et al., 2003).

Lemma 1. *Let $d \in \{0, \dots, S\}$. The uniform design $\bar{\xi}_d$ on the set $\mathcal{X}_d^{(S)}$ of comparison depth d has diagonal information matrix*

$$\mathbf{M}(\bar{\xi}_d) = \begin{pmatrix} h_1(d)\mathbf{Id}_{p_1} \otimes \mathbf{M} & \mathbf{0} & \mathbf{0} \\ \mathbf{0} & h_2(d)\mathbf{Id}_{p_2} \otimes \mathbf{M} \otimes \mathbf{M} & \mathbf{0} \\ \mathbf{0} & \mathbf{0} & h_3(d)\mathbf{Id}_{p_3} \otimes \mathbf{M} \otimes \mathbf{M} \otimes \mathbf{M} \end{pmatrix}$$

where

$$h_1(d) = \frac{d}{K}, \quad h_2(d) = \frac{d}{2vK(K-1)}(2Sv - 2S - dv - v + 2) \text{ and}$$

$$h_3(d) = \frac{d}{4v^2K(K-1)(K-2)}(3S^2 + 3S^2v^2 - 6S^2v - 3Sdv^2 + 3Sdv - 6Sv^2 + 15Sv - 9S + d^2v^2 + 3dv^2 - 6dv + 2v^2 - 6v + 6).$$

Proof. The quantities $h_1(d)$ and $h_2(d)$ are identical to the terms in Graßhoff et al. (2003). For $h_3(d)$ we proceed by first noting that the auxiliary terms $\sum_{i=1}^v \mathbf{f}(i)\mathbf{f}(i)^\top = \frac{v-1}{2}\mathbf{M}$ and $\sum_{i \neq j} \mathbf{f}(i)\mathbf{f}(j)^\top = -\frac{v-1}{2}\mathbf{M}$.

For the three-attribute interactions, we consider attributes k , ℓ and m , say, and distinguish between pairs in which all three attributes are distinct, pairs in which two of these attributes k and ℓ , say, have distinct levels in the alternatives while the same level is presented in both alternatives for the remaining attribute and, finally, pairs in which only one of the attributes, say, k has distinct levels in the alternatives while the same level is presented in both alternatives for the two remaining attributes:

$$\begin{aligned} & \sum_{i_k \neq j_k} \sum_{i_\ell \neq j_\ell} \sum_{i_m \neq j_m} (\mathbf{f}(i_k) \otimes \mathbf{f}(i_\ell) \otimes \mathbf{f}(i_m) - \mathbf{f}(j_k) \otimes \mathbf{f}(j_\ell) \otimes \mathbf{f}(j_m)) \\ & \quad \cdot (\mathbf{f}(i_k) \otimes \mathbf{f}(i_\ell) \otimes \mathbf{f}(i_m) - \mathbf{f}(j_k) \otimes \mathbf{f}(j_\ell) \otimes \mathbf{f}(j_m))^\top \\ &= \sum_{i_k=1}^v \sum_{j_k \neq i_k} \sum_{i_\ell=1}^v \sum_{j_\ell \neq i_\ell} \sum_{i_m=1}^v \sum_{j_m \neq i_m} (\mathbf{f}(i_k)\mathbf{f}(i_k)^\top \otimes \mathbf{f}(i_\ell)\mathbf{f}(i_\ell)^\top \otimes \mathbf{f}(i_m)\mathbf{f}(i_m)^\top \\ & \quad + \mathbf{f}(j_k)\mathbf{f}(j_k)^\top \otimes \mathbf{f}(j_\ell)\mathbf{f}(j_\ell)^\top \otimes \mathbf{f}(j_m)\mathbf{f}(j_m)^\top \\ & \quad - \mathbf{f}(i_k)\mathbf{f}(j_k)^\top \otimes \mathbf{f}(i_\ell)\mathbf{f}(j_\ell)^\top \otimes \mathbf{f}(i_m)\mathbf{f}(j_m)^\top \\ & \quad - \mathbf{f}(j_k)\mathbf{f}(i_k)^\top \otimes \mathbf{f}(j_\ell)\mathbf{f}(i_\ell)^\top \otimes \mathbf{f}(j_m)\mathbf{f}(i_m)^\top) \\ &= 2(v-1)^3 \sum_{i_k=1}^v \mathbf{f}(i_k)\mathbf{f}(i_k)^\top \otimes \sum_{i_\ell=1}^v \mathbf{f}(i_\ell)\mathbf{f}(i_\ell)^\top \otimes \sum_{i_m=1}^v \mathbf{f}(i_m)\mathbf{f}(i_m)^\top \\ & \quad - 2 \sum_{i_k \neq j_k} \mathbf{f}(i_k)\mathbf{f}(j_k)^\top \otimes \sum_{i_\ell \neq j_\ell} \mathbf{f}(i_\ell)\mathbf{f}(j_\ell)^\top \otimes \sum_{i_m \neq j_m} \mathbf{f}(i_m)\mathbf{f}(j_m)^\top \\ &= \frac{1}{4}v(v-1)^3(v^2 - 3v + 3)\mathbf{M} \otimes \mathbf{M} \otimes \mathbf{M}, \end{aligned} \tag{16}$$

also

$$\begin{aligned}
& \sum_{i_k \neq j_k} \sum_{i_\ell \neq j_\ell} \sum_{i_m = j_m} (\mathbf{f}(i_k) \otimes \mathbf{f}(i_\ell) \otimes \mathbf{f}(i_m) - \mathbf{f}(j_k) \otimes \mathbf{f}(j_\ell) \otimes \mathbf{f}(j_m)) \\
& \quad \cdot (\mathbf{f}(i_k) \otimes \mathbf{f}(i_\ell) \otimes \mathbf{f}(i_m) - \mathbf{f}(j_k) \otimes \mathbf{f}(j_\ell) \otimes \mathbf{f}(j_m))^\top \\
&= \sum_{i_k=1}^v \sum_{j_k \neq i_k} \sum_{i_\ell=1}^v \sum_{j_\ell \neq i_\ell} \sum_{i_m=1}^v \sum_{j_m=i_m} (\mathbf{f}(i_k)\mathbf{f}(i_k)^\top \otimes \mathbf{f}(i_\ell)\mathbf{f}(i_\ell)^\top \otimes \mathbf{f}(i_m)\mathbf{f}(i_m)^\top \\
& \quad + \mathbf{f}(j_k)\mathbf{f}(j_k)^\top \otimes \mathbf{f}(j_\ell)\mathbf{f}(j_\ell)^\top \otimes \mathbf{f}(j_m)\mathbf{f}(j_m)^\top \\
& \quad - \mathbf{f}(i_k)\mathbf{f}(j_k)^\top \otimes \mathbf{f}(i_\ell)\mathbf{f}(j_\ell)^\top \otimes \mathbf{f}(i_m)\mathbf{f}(j_m)^\top \\
& \quad - \mathbf{f}(j_k)\mathbf{f}(i_k)^\top \otimes \mathbf{f}(j_\ell)\mathbf{f}(i_\ell)^\top \otimes \mathbf{f}(j_m)\mathbf{f}(i_m)^\top) \\
&= 2(v-1)^2 \sum_{i_k=1}^v \mathbf{f}(i_k)\mathbf{f}(i_k)^\top \otimes \sum_{i_\ell=1}^v \mathbf{f}(i_\ell)\mathbf{f}(i_\ell)^\top \otimes \sum_{i_m=1}^v \mathbf{f}(i_m)\mathbf{f}(i_m)^\top \\
& \quad - 2 \sum_{i_k \neq j_k} \mathbf{f}(i_k)\mathbf{f}(j_k)^\top \otimes \sum_{i_\ell \neq j_\ell} \mathbf{f}(i_\ell)\mathbf{f}(j_\ell)^\top \otimes \sum_{i_m=j_m} \mathbf{f}(i_m)\mathbf{f}(j_m)^\top \\
&= \frac{1}{4}v(v-1)^3(v-2)\mathbf{M} \otimes \mathbf{M} \otimes \mathbf{M}, \tag{17}
\end{aligned}$$

and

$$\begin{aligned}
& \sum_{i_k \neq j_k} \sum_{i_\ell = j_\ell} \sum_{i_m = j_m} (\mathbf{f}(i_k) \otimes \mathbf{f}(i_\ell) \otimes \mathbf{f}(i_m) - \mathbf{f}(j_k) \otimes \mathbf{f}(j_\ell) \otimes \mathbf{f}(j_m)) \\
& \quad \cdot (\mathbf{f}(i_k) \otimes \mathbf{f}(i_\ell) \otimes \mathbf{f}(i_m) - \mathbf{f}(j_k) \otimes \mathbf{f}(j_\ell) \otimes \mathbf{f}(j_m))^\top \\
&= \sum_{i_k=1}^v \sum_{j_k \neq i_k} \sum_{i_\ell=1}^v \sum_{j_\ell=i_\ell} \sum_{i_m=1}^v \sum_{j_m=i_m} (\mathbf{f}(i_k)\mathbf{f}(i_k)^\top \otimes \mathbf{f}(i_\ell)\mathbf{f}(i_\ell)^\top \otimes \mathbf{f}(i_m)\mathbf{f}(i_m)^\top \\
& \quad + \mathbf{f}(j_k)\mathbf{f}(j_k)^\top \otimes \mathbf{f}(j_\ell)\mathbf{f}(j_\ell)^\top \otimes \mathbf{f}(j_m)\mathbf{f}(j_m)^\top \\
& \quad - \mathbf{f}(i_k)\mathbf{f}(j_k)^\top \otimes \mathbf{f}(i_\ell)\mathbf{f}(j_\ell)^\top \otimes \mathbf{f}(i_m)\mathbf{f}(j_m)^\top \\
& \quad - \mathbf{f}(j_k)\mathbf{f}(i_k)^\top \otimes \mathbf{f}(j_\ell)\mathbf{f}(i_\ell)^\top \otimes \mathbf{f}(j_m)\mathbf{f}(i_m)^\top) \\
&= 2(v-1) \sum_{i_k=1}^v \mathbf{f}(i_k)\mathbf{f}(i_k)^\top \otimes \sum_{i_\ell=1}^v \mathbf{f}(i_\ell)\mathbf{f}(i_\ell)^\top \otimes \sum_{i_m=1}^v \mathbf{f}(i_m)\mathbf{f}(i_m)^\top \\
& \quad - 2 \sum_{i_k \neq j_k} \mathbf{f}(i_k)\mathbf{f}(j_k)^\top \otimes \sum_{i_\ell=j_\ell} \mathbf{f}(i_\ell)\mathbf{f}(j_\ell)^\top \otimes \sum_{i_m=j_m} \mathbf{f}(i_m)\mathbf{f}(j_m)^\top \\
&= \frac{1}{4}v(v-1)^3\mathbf{M} \otimes \mathbf{M} \otimes \mathbf{M}, \tag{18}
\end{aligned}$$

respectively.

Now for the given attributes k, ℓ and m the pairs with distinct levels in the three attributes occur $\binom{K-3}{S-3} \binom{S-3}{d-3} v^{S-3} (v-1)^{d-3}$ times in $\mathcal{X}_d^{(S)}$,

while those which differ in two attributes occur $\binom{3}{2} \binom{K-3}{S-3} \binom{S-3}{d-2} v^{S-3} (v-1)^{d-2}$ times in $\mathcal{X}_d^{(S)}$. Finally, those which differ only in one attribute occur $\binom{3}{1} \binom{K-3}{S-3} \binom{S-3}{d-1} v^{S-3} (v-1)^{d-1}$ times in $\mathcal{X}_d^{(S)}$. As a consequence, the diagonal elements for the three-attribute interactions are given by

$$\begin{aligned}
& \frac{1}{N_d} \left(\frac{1}{4} \binom{K-3}{S-3} \binom{S-3}{d-3} v^{S-2} (v-1)^d (v^2 - 3v + 3) \mathbf{M} \otimes \mathbf{M} \otimes \mathbf{M} \right. \\
& \quad + \frac{3}{4} \binom{K-3}{S-3} \binom{S-3}{d-2} v^{S-2} (v-1)^{d+1} (v-2) \mathbf{M} \otimes \mathbf{M} \otimes \mathbf{M} \\
& \quad \left. + \frac{3}{4} \binom{K-3}{S-3} \binom{S-3}{d-1} v^{S-2} (v-1)^{d+2} (v-1)^3 \mathbf{M} \otimes \mathbf{M} \otimes \mathbf{M} \right) \\
&= \left(\frac{d(d-1)(d-2)}{4v^2 K(K-1)(K-2)} (v^2 - 3v + 3) \right. \\
& \quad + \frac{3(S-d)d(d-1)}{4v^2 K(K-1)(K-2)} (v-1)(v-2) \\
& \quad \left. + \frac{3(S-d)(S-d-1)d}{4v^2 K(K-1)(K-2)} (v-1)^2 \right) \mathbf{M} \otimes \mathbf{M} \otimes \mathbf{M} \\
&= \frac{d}{4v^2 K(K-1)(K-2)} (3S^2 + 3S^2 v^2 - 6S^2 v - 3Sdv^2 + 3Sdv - 6Sv^2 \\
& \quad + 15Sv - 9S + d^2 v^2 + 3dv^2 - 6dv + 2v^2 - 6v + 6) \mathbf{M} \otimes \mathbf{M} \otimes \mathbf{M},
\end{aligned}$$

in the information matrix. It should be noted that the off-diagonal elements all vanish because the terms in the corresponding entries sum up to zero due to the effects-type coding. \square

Note that for $d = 0$ all pairs have identical attributes ($\mathbf{i} = \mathbf{j}$), $h_r(0) = 0$ for $r = 1, 2, 3$, and the information is zero. Hence, the comparison depth $d = 0$ can be neglected. Further, invariant designs $\bar{\xi}$ can be written as a convex combination of uniform designs on the comparison depths d with positive weights $w_d \geq 0$, $\sum_{d=1}^S w_d = 1$. In this case the information matrix of the corresponding invariant design $\bar{\xi}$ also has the following diagonal structure:

Lemma 2. *Let $\bar{\xi}$ be an invariant design on $\mathcal{X}^{(S)}$. Then $\bar{\xi}$ has diagonal information matrix*

$$\mathbf{M}(\bar{\xi}) = \begin{pmatrix} h_1(\bar{\xi}) \mathbf{Id}_{p_1} \otimes \mathbf{M} & \mathbf{0} & \mathbf{0} \\ \mathbf{0} & h_2(\bar{\xi}) \mathbf{Id}_{p_2} \otimes \mathbf{M} \otimes \mathbf{M} & \mathbf{0} \\ \mathbf{0} & \mathbf{0} & h_3(\bar{\xi}) \mathbf{Id}_{p_3} \otimes \mathbf{M} \otimes \mathbf{M} \otimes \mathbf{M} \end{pmatrix}$$

where $h_r(\bar{\xi}) = \sum_{d=1}^S w_d h_r(d)$, $r = 1, 2, 3$.

We now consider optimal designs for the main effects, the two-attribute interaction and the three-attribute interaction terms in the corresponding information matrix $\mathbf{M}(\bar{\xi}_d)$ by maximizing the diagonal entries $h_r(d)$ for $r = 1, 2, 3$. The resulting designs optimize every invariant design criterion (see Nyarko and Schwabe, 2019). In the following, we mention that the optimal designs of Results 1 and 2 can be recovered from the results of Graßhoff et al. (2003) for two-attribute interactions model. However, the result obtain for the three-attribute interactions is novel. Notice that D -optimality, which is discussed in (Kiefer, 1959, Section 4), refers to minimizing the determinant $\det \mathbf{M}(\bar{\xi}_d)^{-1}$ of the parameter estimates. In particular, D -optimal of the parameter vector of the main effects, two and three-attribute interaction effects as before is $p_1 = K(v-1)$, $p_2 = (1/2)K(K-1)(v-1)^2$ and $p_3 = (1/6)K(K-1)(K-2)(v-1)^3$, respectively.

Result 1. *The uniform design $\bar{\xi}_S$ on the largest possible comparison depth S is D -optimal for the vector of main effects $(\beta_1 \dots, \beta_K)^\top$.*

This means that for the main effects only those pairs of alternatives should be used which differ in all attributes subject to the profile strength.

For two-attribute interactions the number of the attributes subject to the profile strength S with distinct levels for the uniform design $\bar{\xi}_S$ does not provide enough information. For example, the corresponding function $h_2(S) = 0$ for the case $v = 2$. As a consequence, only those pairs of alternatives should be used which differ in approximately half of the profile strength. In particular, one has to consider the following formula for calculating the optimal intermediate comparison depth $d_1^* = S - 1 - \lfloor \frac{S-2}{v} \rfloor$ where $\lfloor q \rfloor$ denotes the integer part of the decimal expansion for q , satisfying $\lfloor q \rfloor \leq q < \lfloor q \rfloor + 1$.

Result 2. *The uniform design $\bar{\xi}_{d_1^*}$ is D -optimal for the vector of two-attribute interaction effects $(\beta_{k\ell})_{k < \ell}^\top$.*

In the following Table 1, we note that the values of d_2^* were obtained by first calculating the values of $h_3(d)$ and determining the maximum. It is worthwhile mentioning that for very moderate values of v ($v = 2$, for example) the optimal comparison depth $d_2^* = S$ but this is not true for the case when $S = K = 3$. Moreover, for sufficiently large values of v ($v = 20$, for example) the optimal comparison depth $d_2^* = S - 2$.

Theorem 1. (a) *For $S = 3$ the uniform design $\bar{\xi}_1$ is D -optimal for the vector of three-attribute interaction effects $(\beta_{k\ell m})_{k < \ell < m}^\top$.*
(b) *For $S \geq 4$ the uniform design $\bar{\xi}_{d_2^*}$ is D -optimal for the vector of three-attribute interaction effects $(\beta_{k\ell m})_{k < \ell < m}^\top$.*

Proof. (a) Optimality is achieved when h_3 is maximized. For $S = 3$ we get $h_3(1) = (v^2 - 2v + 1)/4v^2p_3$ which establishes the result in this case.

(b) For $S \geq 4$ note that h_3 is a polynomial of degree 3 in the comparison depth d with positive leading coefficient. If we extend h_3 to a function defined on the real line, then it is point symmetric with respect to $((Sv - S - v + 2)/v, h_3((Sv - S - v + 2)/v))$ and attains its local minimum at $d_{3,\min} = (Sv - S - v + 2)/v + \sqrt{9Sv + 3v^2 - 9S - 18v + 18}/(3v)$. The result of $h_3(d_{3,\min})$ is equal to $c(3Sv^2 - 3Sv - 3S - d_{3,\min}v^2 - 3v^2 + 6v)$ for some suitable positive constant c depending on both K and S . Inserting the solution for $d_{3,\min}$ into the last factor yields $3Sv^2 - 3Sv - 3S - d_{3,\min}v^2 - 3v^2 + 6v = 2Sv^2 - 2Sv - 3S - v\sqrt{Sv + v^2/3 - S - 2v + 2} - 2v^2 + 4v > 0$ for $S \geq 4$ and $v \geq 2$. Hence, $h_3(d_{3,\max}) > 0$ and, by symmetry, the value of h_3 at the local maximum $d_{3,\max} = (Sv - S - v + 2)/v - \sqrt{9Sv + 3v^2 - 9S - 18v + 18}/(3v)$ is equal to $h_3(d_{3,\max}) < h_3(S)$ which proves that the global maximum of h_3 is attained at $d \leq S$ for $0 \leq d \leq S$. \square

Table 1: Values of the optimal comparison depths d_2^* of the D -optimal uniform designs $\bar{\xi}_{d_2^*}$ for the three-attribute interactions in the case of full profiles ($S = K$) and v -levels

K	v									
	2	3	4	5	6	7	8	9	10	20
3	1	1	1	1	1	1	1	1	1	1
4	4	1	2	2	2	2	2	2	2	2
5	5	2	2	3	3	3	3	3	3	3
6	6	6	3	3	3	4	4	4	4	4
7	7	7	7	4	4	4	4	5	5	5
8	8	8	8	5	5	5	5	5	6	6
9	9	9	9	9	6	6	6	6	6	7
10	10	10	10	10	6	7	7	7	7	8

The numerical results presented in Table 1 means that those pairs of alternatives should be used which differ in the comparison depth d_2^* subject to the profile strength S . It is worth pointing out that by using a single comparison depth, it is possible to identify or estimate all the parameters of the corresponding three-attribute interactions model according to some criterion like the D -criterion. According to the Kiefer-Wolfowitz equivalence theorem (Kiefer and Wolfowitz, 1960), a design ξ^* is D -optimal if the variance function defined as $V((\mathbf{i}, \mathbf{j}), \xi) = (\mathbf{f}(\mathbf{i}) - \mathbf{f}(\mathbf{j}))^\top \mathbf{M}(\xi)^{-1} (\mathbf{f}(\mathbf{i}) - \mathbf{f}(\mathbf{j}))$, whenever $\mathbf{M}(\xi)$ is non-singular is bounded by the number of model parameters defined

as $p = p_1 + p_2 + p_3$, $V((\mathbf{i}, \mathbf{j}), \xi^*) \leq p$. This variance function plays an important role for the D -criterion.

For invariant designs $\bar{\xi}$ the value of the variance function evaluated at comparison depth d may be denoted by $V(d, \bar{\xi})$, say, where $V(d, \bar{\xi}) = V((\mathbf{i}, \mathbf{j}), \bar{\xi})$ on $\mathcal{X}_d^{(S)}$. It can be shown that in this case the variance function $V(d, \bar{\xi})$ of the invariant design $\bar{\xi}$ has the following structure.

Theorem 2. *For every invariant design $\bar{\xi}$ the variance function $V(d, \bar{\xi})$ is given by*

$$V(d, \bar{\xi}) = d(v-1) \left(\frac{1}{h_1(\bar{\xi})} + \frac{v-1}{4vh_2(\bar{\xi})} (2Sv - 2S - dv - v + 2) + \frac{(v-1)^2}{24v^2h_3(\bar{\xi})} \lambda(d) \right),$$

where

$$\begin{aligned} \lambda(d) = & 3S^2 + 3S^2v^2 - 6S^2v - 3Sdv^2 + 3Sdv - 6Sv^2 + 15Sv - 9S + d^2v^2 \\ & + 3dv^2 - 6dv + 2v^2 - 6v + 6. \end{aligned}$$

Proof. First we note that

$$\mathbf{M}(\bar{\xi})^{-1} = \begin{pmatrix} \frac{1}{h_1(\bar{\xi})} \mathbf{Id}_{p_1} & \mathbf{0} & \mathbf{0} \\ \mathbf{0} & \frac{1}{h_2(\bar{\xi})} \mathbf{Id}_{p_2} & \mathbf{0} \\ \mathbf{0} & \mathbf{0} & \frac{1}{h_3(\bar{\xi})} \mathbf{Id}_{p_3} \end{pmatrix},$$

for the inverse of the information matrix of the design $\bar{\xi}$.

Now, by Lemma 2 of Graßhoff et al. (2003) it is sufficient to note that for the k -th main effects the variance function is given by

$$(\mathbf{f}(i_k) - \mathbf{f}(j_k))^\top \mathbf{M}^{-1} (\mathbf{f}(i_k) - \mathbf{f}(j_k)) = v - 1. \quad (19)$$

Further for the regression function associated with the two-attribute interactions of the attributes k and ℓ , say, we obtain

$$\begin{aligned} & (\mathbf{f}(i_k) \otimes \mathbf{f}(i_\ell) - \mathbf{f}(j_k) \otimes \mathbf{f}(j_\ell))^\top \mathbf{M}^{-1} \otimes \mathbf{M}^{-1} (\mathbf{f}(i_k) \otimes \mathbf{f}(i_\ell) - \mathbf{f}(j_k) \otimes \mathbf{f}(j_\ell)) \\ &= \mathbf{f}(i_k)^\top \mathbf{M}^{-1} \mathbf{f}(i_k) \cdot \mathbf{f}(i_\ell)^\top \mathbf{M}^{-1} \mathbf{f}(i_\ell) + \mathbf{f}(j_k)^\top \mathbf{M}^{-1} \mathbf{f}(j_k) \cdot \mathbf{f}(j_\ell)^\top \mathbf{M}^{-1} \mathbf{f}(j_\ell) \\ &\quad - \mathbf{f}(i_k)^\top \mathbf{M}^{-1} \mathbf{f}(j_k) \cdot \mathbf{f}(i_\ell)^\top \mathbf{M}^{-1} \mathbf{f}(j_\ell) - \mathbf{f}(j_k)^\top \mathbf{M}^{-1} \mathbf{f}(i_k) \cdot \mathbf{f}(j_\ell)^\top \mathbf{M}^{-1} \mathbf{f}(i_\ell) \\ &= \begin{cases} \frac{(v-1)^2(v-2)}{2v} & \text{for } i_k \neq j_k, i_\ell \neq j_\ell \\ \frac{(v-1)^3}{2v} & \text{for } i_k \neq j_k, i_\ell = j_\ell \text{ or } i_k = j_k, i_\ell \neq j_\ell. \end{cases} \quad (20) \end{aligned}$$

Accordingly, for the regression function associated with the interaction of the attributes k , ℓ and m , say, we obtain

$$\begin{aligned}
& (\mathbf{f}(i_k) \otimes \mathbf{f}(i_\ell) \otimes \mathbf{f}(i_m) - \mathbf{f}(j_k) \otimes \mathbf{f}(j_\ell) \otimes \mathbf{f}(j_m))^\top \mathbf{M}^{-1} \otimes \mathbf{M}^{-1} \otimes \mathbf{M}^{-1} \\
& \quad \cdot (\mathbf{f}(i_k) \otimes \mathbf{f}(i_\ell) \otimes \mathbf{f}(i_m) - \mathbf{f}(j_k) \otimes \mathbf{f}(j_\ell) \otimes \mathbf{f}(j_m)) \\
& = \mathbf{f}(i_k)^\top \mathbf{M}^{-1} \mathbf{f}(i_k) \cdot \mathbf{f}(i_\ell)^\top \mathbf{M}^{-1} \mathbf{f}(i_\ell) \cdot \mathbf{f}(i_m)^\top \mathbf{M}^{-1} \mathbf{f}(i_m) \\
& \quad + \mathbf{f}(j_k)^\top \mathbf{M}^{-1} \mathbf{f}(j_k) \cdot \mathbf{f}(j_\ell)^\top \mathbf{M}^{-1} \mathbf{f}(j_\ell) \cdot \mathbf{f}(j_m)^\top \mathbf{M}^{-1} \mathbf{f}(j_m) \\
& \quad - \mathbf{f}(i_k)^\top \mathbf{M}^{-1} \mathbf{f}(j_k) \cdot \mathbf{f}(i_\ell)^\top \mathbf{M}^{-1} \mathbf{f}(j_\ell) \cdot \mathbf{f}(i_m)^\top \mathbf{M}^{-1} \mathbf{f}(j_m) \\
& \quad - \mathbf{f}(j_k)^\top \mathbf{M}^{-1} \mathbf{f}(i_k) \cdot \mathbf{f}(j_\ell)^\top \mathbf{M}^{-1} \mathbf{f}(i_\ell) \cdot \mathbf{f}(j_m)^\top \mathbf{M}^{-1} \mathbf{f}(i_m) \\
& = \begin{cases} \frac{(v-1)^3(v^2-3v+3)}{4v^2} & \text{for } i_k \neq j_k, i_\ell \neq j_\ell, i_m \neq j_m \\ \frac{(v-1)^4(v-2)}{4v^2} & \text{for } i_k \neq j_k, i_\ell \neq j_\ell, i_m = j_m \\ \frac{(v-1)^5}{4v^2} & \text{for } i_k \neq j_k, i_\ell = j_\ell, i_m = j_m. \end{cases} \quad (21)
\end{aligned}$$

Now for a pair of alternatives $(\mathbf{i}, \mathbf{j}) \in \mathcal{X}_d^{(S)}$ of comparison depth d : there are exactly d attributes of the main effects for which i_k and j_k differ, there are $\frac{1}{2}d(d-1)$ two-attribute interaction terms for which $(i_k i_\ell)$ and $(j_k j_\ell)$ differ in all two attributes k and ℓ , there are $d(S-d)$ two-attribute interaction terms for which $(i_k i_\ell)$ and $(j_k j_\ell)$ differ in exactly one attribute k or ℓ , there are $\frac{1}{6}d(d-1)(d-2)$ three-attribute interaction terms for which $(i_k i_\ell i_m)$ and $(j_k j_\ell j_m)$ differ in all three attributes k , ℓ and m , there are $\frac{1}{2}(S-d)d(d-1)$ three-attribute interaction terms for which $(i_k i_\ell i_m)$ and $(j_k j_\ell j_m)$ differ in exactly two of the associated three attributes and finally, there are $\frac{1}{2}(S-d)(S-d-1)d$ three-attribute interaction terms for which $(i_k i_\ell i_m)$ and $(j_k j_\ell j_m)$ differ in exactly one of the associated three attributes. As a consequence, we

obtain

$$\begin{aligned}
V(d, \bar{\xi}) &= (\mathbf{f}(\mathbf{i}) - \mathbf{f}(\mathbf{j}))^\top \mathbf{M}(\bar{\xi})^{-1} (\mathbf{f}(\mathbf{i}) - \mathbf{f}(\mathbf{j})) \\
&= \frac{d(v-1)}{h_1(\bar{\xi})} + \frac{d(d-1)}{2} \frac{(v-1)^2(v-2)}{2vh_2(\bar{\xi})} + d(S-d) \frac{(v-1)^3}{2vh_2(\bar{\xi})} \\
&\quad + \frac{d(d-1)(d-2)}{6} \frac{(v-1)^3(v^2-3v+3)}{4v^2h_3(\bar{\xi})} \\
&\quad + \frac{(S-d)d(d-1)}{2} \frac{(v-1)^4(v-2)}{4v^2h_3(\bar{\xi})} \\
&\quad + \frac{(S-d)(S-d-1)d}{2} \frac{(v-1)^5}{4v^2h_3(\bar{\xi})} \\
&= \frac{d(v-1)}{h_1(\bar{\xi})} + \frac{d(v-1)^2}{4vh_2(\bar{\xi})} ((d-1)(v-2) + 2(S-d)(v-1)) \\
&\quad + \frac{d(v-1)^3}{24v^2h_3(\bar{\xi})} \left((d-1)(d-2)(v^2-3v+3) \right. \\
&\quad \quad \quad + 3(S-d)(d-1)(v-1)(v-2) \\
&\quad \quad \quad \left. + 3(S-d)(S-d-1)(v-1)^2 \right) \\
&= \frac{d(v-1)}{h_1(\bar{\xi})} + \frac{d(v-1)^2}{4vh_2(\bar{\xi})} (2Sv - 2S - dv - v + 2) \\
&\quad + \frac{d(v-1)^3}{24v^2h_3(\bar{\xi})} (3S^2v^2 - 6S^2v - 6Sv^2 + 3S^2 - 3Sdv^2 + 3Sdv \\
&\quad \quad \quad + 3dv^2 + 15Sv - 9S + d^2v^2 - 6dv + 2v^2 - 6v + 6),
\end{aligned}$$

for $(\mathbf{i}, \mathbf{j}) \in \mathcal{X}_d^{(S)}$ which proves the proposed formula. \square

In the case of a single comparison depth it can be shown that the corresponding invariant design $\bar{\xi}$ has the following structure.

Corollary 1. *For a uniform design $\bar{\xi}_{d'}$ on a single comparison depth d' the variance function is given by*

$$V(d, \bar{\xi}_{d'}) = \frac{d}{d'} \left(p_1 + p_2 \frac{2Sv - 2S - dv - v + 2}{2Sv - 2S - d'v - v + 2} + p_3 \frac{\lambda(d)}{\lambda(d')} \right).$$

Here d is the comparison depth of the design $\bar{\xi}_d$ defined in Lemma 1. It is worth noting that if $d = d'$, then by the Kiefer-Wolfowitz equivalence theorem (Kiefer and Wolfowitz, 1960) the corresponding variance function $V(d, \bar{\xi}_{d'})$ will be equal to the total number of the model parameters $p = p_1 + p_2 + p_3$.

The following result gives an upper bound on the number of comparison depths required for a D -optimal design.

Theorem 3. *The D -optimal design $\bar{\xi}^*$ for the three-attribute interactions model is supported on, at most, three different comparison depths S , d^* and $d^* + 1$.*

Proof. According to a corollary of Kiefer-Wolfowitz equivalence theorem (Kiefer and Wolfowitz, 1960, p. 364) for the D -optimal design $\bar{\xi}^*$ the variance function $V(d, \bar{\xi}^*)$ is equal to the number of parameters p for all d . By Theorem 2 the variance function is a cubic polynomial in the comparison depth d with positive leading coefficient. The variance function $V(d, \bar{\xi}^*)$ may thus be equal to p for, at most, three different values $d_1 < d_2 < d_3$ of d , say. Now, by the Kiefer-Wolfowitz equivalence theorem (Kiefer and Wolfowitz, 1960) itself $V(d, \bar{\xi}^*) \leq p$ for all $d = 0, 1, \dots, S$.

We now make use of the analytic tool of the Kiefer-Wolfowitz equivalence theorem to establish the D -optimality of the design $\bar{\xi}^*$ by direct maximization of $\ln(\det(\mathbf{M}(w_{d^*}^* \bar{\xi}_{d^*}^* + (1 - w_{d^*}^*) \bar{\xi}_S)))$ (e.g., see Kiefer and Wolfowitz, 1960).

By Lemma 1 the entries of the information matrix $\mathbf{M}(\bar{\xi}^*, w_S^*)$ are specified by

$$\begin{aligned} h_1(\bar{\xi}^*, w_S^*) &= w_S^* h_1(S) + (1 - w_S^*) h_1(d^*) \\ &= \frac{Sv - S + Sw_S^* + 2w_S^* v - 3w_S^* - 2v + 3}{Kv}, \end{aligned}$$

$$h_2(\bar{\xi}^*, w_S^*) = w_S^* h_2(K) + (1 - w_S^*) h_2(d^*) = \frac{\lambda_1}{2K(K-1)v^2},$$

where

$$\begin{aligned} \lambda_1 &= S^2 v^2 - 2S^2 v - Sv^2 - S^2 w_S^* - Sw_S^* v + 2w_S^* v^2 + S^2 + 3Sv + 2Sw_S^* \\ &\quad - 2v^2 - 5w_S^* v - 2S + 5v + 3w_S^* - 3, \end{aligned}$$

and

$$h_3(\bar{\xi}^*, w_S^*) = w_S^* h_3(S) + (1 - w_S^*) h_3(d^*) = \frac{\lambda_2}{4K(K-1)(K-2)v^3},$$

$$\begin{aligned} \lambda_2 &= S^3 v^3 - 3S^3 v^2 - 3S^2 v^3 + 3S^3 v + S^3 w_S^* + 9S^2 v^2 + 2Sv^3 - 4Sw_S^* v^2 - S^3 \\ &\quad - 9S^2 v - 3S^2 w_S^* - 2Sv^2 + 9Sw_S^* v + 6w_S^* v^2 + 3S^2 - 3Sv - 3Sw_S^* - 6v^2 \\ &\quad - 15w_S^* v + 3S + 15v + 9w_S^* - 9. \end{aligned}$$

Now, since the determinant of the information matrix $\mathbf{M}(\bar{\xi}^*, w_S^*)$ is proportional to $h_1(\bar{\xi}^*, w_S^*)^{p_1} h_2(\bar{\xi}^*, w_S^*)^{p_2} h_3(\bar{\xi}^*, w_S^*)^{p_3}$, we thus obtain

$$\begin{aligned} \ln \det(\mathbf{M}(\bar{\xi}^*, w_S^*)) &= c + K(v-1) \cdot \ln(Sv - S + Sw_S^* + 2w_S^* v - 3w_S^* - 2v + 3) \\ &\quad + \frac{K(K-1)(v-1)^2 \cdot \ln \lambda_1}{2} + \frac{K(K-1)(K-2)(v-1)^3 \cdot \ln \lambda_2}{6}, \end{aligned}$$

where c is a constant independent of the weight w_S^* . Taking derivatives with respect to w_S^* we obtain

$$\begin{aligned} \frac{\partial}{\partial w_S^*} \ln \det(\mathbf{M}(\bar{\xi}^*, w_S^*)) &= K(v-1) \cdot \left(\frac{S+2v-3}{Sv-S+S w_S^*+2w_S^*v-3w_S^*-2v+3} \right) \\ &+ \frac{K(K-1)(v-1)^2}{2\lambda_1} \cdot (-S^2 - Sv + 2S + 2v^2 - 5v + 3) \\ &+ \frac{K(K-1)(K-2)(v-1)^3}{6\lambda_2} \cdot (S^3 - 4Sv^2 - 3S^2 - 3S + 9Sv + 6v^2 - 15v + 9) \end{aligned}$$

which has root $w_S^* = 1 - w_{d^*}^*$. This root gives a maximum for the determinant. The design $\bar{\xi}^*$ is thus D -optimal when we consider the particular case of the reduced design region $\mathcal{X}_S \cup \mathcal{X}_{d^*}$.

Again, by inserting the corresponding functions $h_1(\bar{\xi}^*, w_S^*)$, $h_2(\bar{\xi}^*, w_S^*)$ and $h_3(\bar{\xi}^*, w_S^*)$ into the representation of the variance function $V(S, d, \bar{\xi}^*, w_S^*)$ in Theorem 2, we obtain

$$V(S, d^*, \bar{\xi}^*, w_S^*) = V(S, d^*, d^* + 1, \bar{\xi}^*, w_S^*) \leq p.$$

Hence, S, d^* and $d^* + 1$ are integer solutions for the maximum of the variance function which shows the D -optimality of the design in view of the equivalence theorem by Kiefer and Wolfowitz (1960). \square

For Results 1, 2 and Theorem 1 on parts of the parameter vector, the D -optimal design for the complete parameter vector may depend on the profile strength S as can be seen by the numerical examples for the case of arbitrary levels, $v \geq 2$ presented in Table 2. We note that for the case $v = 2$, $S = K = 3$ of full profiles and complete interactions the D -optimal design which is given explicitly in Nyarko and Schwabe (2019) indicate that all three comparison depths are needed for D -optimality.

For $S \geq 4$ numerical computations indicate that at most two different comparison depths S and d^* may be required for D -optimality. Because it is generally difficult to specify an explicit formula for calculating d^* , the following Table 2 shows the corresponding optimal designs with their optimal comparison depths d^* in boldface and their corresponding weights $w_{d^*}^*$ for various choices of attributes K between 4 and 10 and levels $v = 2, \dots, 8$. Entries of the form $(d^*, w_{d^*}^*)$ indicate that invariant designs $\bar{\xi}^* = w_{d^*}^* \bar{\xi}_{d^*}^* + (1 - w_{d^*}^*) \bar{\xi}_S$ have to be considered, while for single entries d^* the optimal design $\bar{\xi}^* = \bar{\xi}_{d^*}^*$ has to be considered which is uniform on the optimal comparison depth d^* . In particular, for the case $S = K = 4$ of full profiles where $v = 2$ the corresponding invariant design depends on the optimal comparison depths $d^* = 2$

and $S = 4$ with optimal weights $w_{d^*}^* = 0.857$ and $w_{d^*}^* = 0.143$, respectively. The optimality of the designs in Table 2 has been checked numerically by virtue of the Kiefer-Wolfowitz equivalence theorem. The values of the normalized variance function $V(d, \bar{\xi}^*)/p$ are recorded in Table 3, where maximal values less than or equal to 1 establish optimality.

Table 2: Optimal designs with intermediate comparison depths d^* in boldface and optimal weights $w_{d^*}^*$ of the form $(d^*, w_{d^*}^*)$ for the case of full profiles ($S = K$) and v -levels

	v							
K	2	3	4	5	6	7	8	
4	(2 , 0.857)	2	2	2	2	2	2	
5	(2 , 0.833)	(2 , 0.667)	3	3	3	3	3	
6	(3 , 0.732)	(3 , 0.789)	3	4	4	4	4	
7	(3 , 0.697)	(4 , 0.322)	4	4	4	5	5	
8	(3 , 0.644)	4	(5 , 0.425)	5	5	5	5	
9	(4 , 0.577)	5	5	6	6	6	6	
10	(4 , 0.538)	5	6	6	7	7	7	

Table 3: Values of the variance function $V(d, \bar{\xi}^*)$ for $\bar{\xi}^*$ from Table 2 in the case of full profiles ($S = K$) and v -levels (boldface **1** corresponds to the optimal comparison depths d^*)

K	v	d									
		1	2	3	4	5	6	7	8	9	10
4	2	0.875	1	0.875	1						
	3	0.813	1	0.938	1						
	4	0.793	1	0.953	0.983						
	5	0.783	1	0.962	0.980						
	6	0.777	1	0.968	0.980						
	7	0.773	1	0.973	0.981						
	8	0.770	1	0.976	0.982						
5	2	0.760	1	0.960	0.880	1					
	3	0.723	1	1	0.954	1					
	4	0.689	0.967	1	0.952	0.987					
	5	0.666	0.951	1	0.961	0.981					
	6	0.653	0.941	1	0.968	0.980					
	7	0.644	0.934	1	0.972	0.981					
	8	0.638	0.929	1	0.976	0.982					
6	2	0.701	0.983	1	0.906	0.855	1				
	3	0.624	0.921	1	0.968	0.932	1				
	4	0.591	0.895	1	0.993	0.963	0.997				
	5	0.576	0.882	0.997	1	0.972	0.992				
	6	0.560	0.865	0.987	1	0.976	0.989				
	7	0.550	0.854	0.981	1	0.979	0.988				
	8	0.543	0.846	0.977	1	0.982	0.988				
7	2	0.615	0.917	1	0.956	0.879	0.863	1			
	3	0.553	0.860	0.988	1	0.963	0.941	1			
	4	0.519	0.822	0.965	1	0.981	0.962	0.997			
	5	0.498	0.800	0.952	1	0.992	0.974	0.993			
	6	0.487	0.787	0.944	1	0.999	0.983	0.995			
	7	0.479	0.777	0.937	0.997	1	0.985	0.994			
	8	0.471	0.768	0.929	0.994	1	0.987	0.993			
8	2	0.559	0.872	1	1	0.945	0.884	0.884	1		
	3	0.490	0.792	0.948	1	0.990	0.958	0.948	1		
	4	0.462	0.759	0.924	0.993	1	0.980	0.969	1		
	5	0.442	0.732	0.902	0.981	1	0.988	0.977	0.995		
	6	0.429	0.716	0.889	0.974	1	0.994	0.982	0.994		
	7	0.421	0.706	0.880	0.970	1	0.997	0.987	0.995		
	8	0.415	0.698	0.874	0.960	1	1	0.991	0.996		
9	2	0.504	0.811	0.962	1	0.969	0.910	0.868	0.883	1	
	3	0.437	0.726	0.894	0.972	1	0.969	0.946	0.946	1	
	4	0.414	0.696	0.872	0.965	1	0.994	0.977	0.971	1	
	5	0.397	0.674	0.853	0.953	0.995	1	0.989	0.981	1	
	6	0.384	0.657	0.836	0.940	0.989	1	0.992	0.985	0.996	
	7	0.376	0.645	0.825	0.932	0.985	1	0.995	0.988	0.995	
	8	0.370	0.637	0.817	0.927	0.982	1	0.997	0.990	0.996	
10	2	0.462	0.763	0.932	1	0.997	0.956	0.905	0.874	0.896	1
	3	0.395	0.669	0.843	0.938	1	0.972	0.953	0.938	0.947	1

As was already pointed out, the corresponding designs (Table 2) possess large number of comparisons. For the case of binary attributes ($v = 2$) the designs in Table 2 when $K = 4, 5$ and 6 , for instance, consist of 96, 320 and 1280 pairs, respectively. In this situation it is possible to construct a design for estimating main effects and two and three attribute interactions. For example, if $K = 3$, $v = 2$ and $d^* = 1$, the paired comparison design consists of 24 pairs presented in the following Table 4:

Table 4: Design for estimating main effects plus two plus three attribute interactions of $K = 3$ two-level attributes

n	Pair ($\mathbf{i}_n, \mathbf{j}_n$)
1	$((1, 1, 1, 1, 1, 1), (2, 1, 1, 2, 2, 1, 2))$
2	$((1, 2, 1, 2, 1, 2, 2), (2, 2, 1, 1, 2, 2, 1))$
3	$((1, 1, 1, 1, 1, 1), (2, 1, 1, 2, 2, 1, 2))$
4	$((1, 2, 1, 2, 1, 2, 2), (2, 2, 1, 1, 2, 2, 1))$
5	$((1, 1, 2, 1, 2, 2, 2), (2, 1, 2, 2, 1, 2, 1))$
6	$((1, 2, 2, 2, 2, 1, 1), (2, 2, 2, 1, 1, 1, 2))$
7	$((1, 1, 2, 1, 2, 2, 2), (2, 1, 2, 2, 1, 2, 1))$
8	$((1, 2, 2, 2, 2, 1, 1), (2, 2, 2, 1, 1, 1, 2))$
9	$((1, 1, 1, 1, 1, 1), (1, 2, 1, 2, 1, 2, 2))$
10	$((1, 1, 2, 1, 2, 2, 2), (1, 2, 2, 2, 2, 1, 1))$
11	$((1, 1, 1, 1, 1, 1), (1, 2, 1, 2, 1, 2, 2))$
12	$((1, 1, 2, 1, 2, 2, 2), (1, 2, 2, 2, 2, 1, 1))$
13	$((2, 1, 1, 2, 2, 1, 2), (2, 2, 1, 1, 2, 2, 1))$
14	$((2, 1, 2, 2, 1, 2, 1), (2, 2, 2, 1, 1, 1, 2))$
15	$((2, 1, 1, 2, 2, 1, 2), (2, 2, 1, 1, 2, 2, 1))$
16	$((2, 1, 2, 2, 1, 2, 1), (2, 2, 2, 1, 1, 1, 2))$
17	$((1, 1, 1, 1, 1, 1), (1, 1, 2, 1, 2, 2, 2))$
18	$((2, 1, 1, 2, 2, 1, 2), (2, 1, 2, 2, 1, 2, 1))$
19	$((1, 1, 1, 1, 1, 1), (1, 1, 2, 1, 2, 2, 2))$
20	$((2, 1, 1, 2, 2, 1, 2), (2, 1, 2, 2, 1, 2, 1))$
21	$((1, 2, 1, 2, 1, 2, 2), (1, 2, 2, 2, 2, 1, 1))$
22	$((2, 2, 1, 1, 2, 2, 1), (2, 2, 2, 1, 1, 1, 2))$
23	$((1, 2, 1, 2, 1, 2, 2), (1, 2, 2, 2, 2, 1, 1))$
24	$((2, 2, 1, 1, 2, 2, 1), (2, 2, 2, 1, 1, 1, 2))$

For convenience in notation, in the final design, the effects-coded levels 1 and -1 are indicated by the first and last levels of the attributes, respectively. It should be noted that the design contains repeated pairs, which is as a result of the large number of the observations. This design is used to

assess university students satisfaction with online teaching and psychological pressure on learning during the COVID-19 pandemic in Section 5.

5 Application

In this section we consider a practical situation where up to three factor interaction is of interest. In particular, we employ the design presented in Table 4 to assess university students satisfaction with online teaching and psychological pressure on learning during the COVID-19 pandemic. The JMP Pro (Version 16.0) statistical software was used to analyzed the responses of 150 students of the University of Ghana who were intercepted on the university campus in the month of August 2021 (Fig. 1). These results were further classified according to levels of psychological pressure on learning (Fig. 2, Fig. 3 and Fig.4). The Log-Worth and the corresponding P-values of the various factors (or attributes) are also reported in the order of importance. In most of the cases, the three factor interactions perform well and important.

Source	LogWorth	P-Value
Timely access to teaching schedule information	20.297	0.00000
Teaching methods and arrangements	12.104	0.00000
Teaching methods and arrangements*Instructors preparation*Timely access to teaching schedule information	4.945	0.00001
Teaching methods and arrangements*Instructors preparation	3.942	0.00011
Teaching methods and arrangements*Timely access to teaching schedule information	2.291	0.00511
Instructors' preparation	1.975	0.01059
Instructors' preparation*Timely access to teaching schedule information	0.201	0.62998

Figure 1: Effect summary of university students satisfaction with online teaching during the COVID-19 pandemic

Source	LogWorth	P-Value
Teaching methods and arrangements	3.547	0.00028
Teaching methods and arrangements*Instructors preparation*Timely access to teaching schedule information	3.042	0.00091
Timely access to teaching schedule information	2.184	0.00655
Teaching methods and arrangements*Timely access to teaching schedule information	1.726	0.01880
Teaching methods and arrangements*Instructors preparation	0.958	0.11020
Instructors' preparation	0.594	0.25495
Instructors' preparation*Timely access to teaching schedule information	0.452	0.35296

Figure 2: Effect summary of students experiencing little psychological pressure during COVID-19 pandemic








Source	LogWorth		P-Value
Timey access to teaching schedule information	13.083		0.00000
Teaching methods and arrangements	6.308		0.00000
Teaching methods and arrangements*Instructors preparation*Timely access to teaching schedule information	3.398		0.00040
Teaching methods and arrangements*Instructors preparation	3.282		0.00052
Teaching methods and arrangements*Timely access to teaching schedule information	1.226		0.05937
Instructors' preparation	0.787		0.16315
Instructors' preparation*Timely access to teaching schedule information	0.117		0.76428

Figure 3: Effect summary of students experiencing lots of psychological pressure during COVID-19 pandemic








Source	LogWorth		P-Value
Timey access to teaching schedule information	6.714		0.00000
Teaching methods and arrangements	3.754		0.00018
Instructors' preparation	1.316		0.04826
Teaching methods and arrangements*Instructors preparation	0.604		0.24906
Teaching methods and arrangements*Timely access to teaching schedule information	0.337		0.46057
Teaching methods and arrangements*Instructors preparation*Timely access to teaching schedule information	0.291		0.51223
Instructors' preparation*Timely access to teaching schedule information	0.131		0.74034

Figure 4: Effect summary of students experiencing no psychological pressure during COVID-19 pandemic

6 Discussion

For paired comparisons where the alternatives are described by an analysis of variance model with main effects only optimal designs require that the paired alternatives show distinct levels in all attributes (see Graßhoff et al., 2004). In a two-attribute interactions model pairs have to be used for an optimal design in which approximately $(v-1)/v$ of the attributes are distinct and $1/v$ of the attributes coincide (see Graßhoff et al., 2003). Here it is shown that in a three-attribute interactions model one has to consider both types of pairs in which either all attributes have distinct levels or approximately $(v-1)/(v+1)$ of the attributes are distinct and $2/(v+1)$ of the attributes coincide to obtain a D -optimal design for the whole parameter vector (see Nyarko, 2019, arXiv). The resulting optimal designs for the particular situation of $v = 2$ levels for each attribute have been obtained (Nyarko and Schwabe, 2019). Optimal designs may be concentrated on one, two or three different comparison depths depending on the number of levels and attributes. The so obtained designs can serve as a benchmark to judge the efficiency of any competing design as

well as a starting point to construct fractions (or exact designs) which share the property of optimality and can be realized with a reasonable number of comparisons. A practical situation of importance is explored where the design enables identification of main effects and two and three attribute interactions (see e.g., Louviere et al., 2000, Shah et al., 2015).

Acknowledgement

This work was partially supported by Grant - Doctoral Programmes in Germany, 2016/2017 (57214224) - of the German Academic Exchange Service (DAAD).

References

- R. A. Bradley and A. T. El-Helbawy. Treatment contrasts in paired comparisons: Basic procedures with application to factorials. *Biometrika*, 63: 255–262, 1976.
- R. A. Bradley and M. E. Terry. Rank analysis of incomplete block designs: I. The method of paired comparisons. *Biometrika*, 39:324–345, 1952.
- K. Chrzan. Using partial profile choice experiments to handle large numbers of attributes. *International Journal of Market Research*, 52:827–840, 2010.
- A. T. El-Helbawy and R. A. Bradley. Treatment contrasts in paired comparisons: Large-sample results, applications, and some optimal designs. *Journal of the American Statistical Association*, 73:831–839, 1978.
- T. Elrod, J. J. Louviere, and K. S. Davey. An empirical comparison of ratings-based and choice-based conjoint models. *Journal of Marketing Research*, 29:368–377, 1992.
- U. Graßhoff, H. Großmann, H. Holling, and R. Schwabe. Optimal paired comparison designs for first-order interactions. *Statistics*, 37:373–386, 2003.
- U. Graßhoff, H. Großmann, H. Holling, and R. Schwabe. Optimal designs for main effects in linear paired comparison models. *Journal of Statistical Planning and Inference*, 126:361–376, 2004.
- P. E. Green. On the design of choice experiments involving multifactor alternatives. *Journal of Consumer Research*, 1:61–68, 1974.

- P. E. Green and V. Srinivasan. Conjoint analysis in marketing: New developments with implications for research and practice. *Journal of Marketing*, 54:3–19, 1990.
- H. Großmann. Partial-profile choice designs for estimating main effects and interactions of two-level attributes from paired comparison data. *Journal of Statistical Theory and Practice*, 11:236–253, 2017.
- H. Großmann and R. Schwabe. Design for discrete choice experiments. In Dean, A., Morris, M., Stufken, J. and Bingham, D. (Eds.), *Handbook of Design and Analysis of Experiments*, pages 787–831. Chapman and Hall/CRC, Boca Raton, 2015.
- H. Grossmann, H. Holling, and R. Schwabe. Advances in optimum experimental design for conjoint analysis and discrete choice models. *Advances in econometrics*, 16:93–118, 2002.
- R. Kessels, B. Jones, and P. Goos. Bayesian optimal designs for discrete choice experiments with partial profiles. *Journal of Choice Modelling*, 4: 52–74, 2011.
- J. Kiefer. Optimum experimental designs. *Journal of the Royal Statistical Society: Series B*, 21:272–304, 1959.
- J. Kiefer and J. Wolfowitz. The equivalence of two extremum problems. *Canadian Journal of Mathematics*, 12:363–366, 1960.
- S. Lewis and M. Tuck. Paired comparison designs for factorial experiments. *Journal of the Royal Statistical Society: Series C (Applied Statistics)*, 34: 227–234, 1985.
- J. J. Louviere, D. A. Hensher, and J. D. Swait. *Stated choice methods: Analysis and application*. Cambridge University Press, Cambridge, 2000.
- E. Nyarko. Optimal paired comparison experiments for second-order interactions, 2019.
- E. Nyarko. Optimal 2^K paired comparison designs for third-order interactions. *Statistical Papers*, 2020. doi: 10.1007/s00362-020-01174-4.
- E. Nyarko and R. Schwabe. Optimal designs for second-order interactions in paired comparison experiments with binary attributes. *Journal of Statistical Theory and Practice*, 13, 2019. ISSN 1559-8608. doi: 10.1007/s42519-019-0051-x.

- H. Scheffé. An analysis of variance for paired comparisons. *Journal of the American Statistical Association*, 47:381–400, 1952.
- R. Schwabe. *Optimum designs for multi-factor models*. Springer, New York, 1996.
- R. Schwabe, U. Graßhoff, H. Großmann, and H. Holling. Optimal 2^K paired comparison designs for partial profiles. In *PROBASTAT 2002, Proceedings of the Fourth International Conference on Mathematical Statistics, Smolenice 2002, Tatra Mountains Mathematical Publications*, 26:79–86, 2003.
- K. K. Shah, A. Tsuchiya, and A. J. Wailoo. Valuing health at the end of life: a stated preference discrete choice experiment. *Social science & medicine*, 124:48–56, 2015.
- R. Singh, F.-S. Chai, and A. Das. Optimal two-level choice designs for any number of choice sets. *Biometrika*, 102:967–973, 2015.
- E. E. M. van Berkum. *Optimal paired comparison designs for factorial experiments*. CWI Tract 31, Amsterdam, 1987.