

Aggregating Votes with Local Differential Privacy: Usefulness, Soundness vs. Indistinguishability

Shaowei Wang, Jiachun Du
seawellwang@tencent.com
Tencent Games

Wei Yang*, Xinrong Diao, Zichun Liu,
Yiwen Nie, Liusheng Huang*, Hongli Xu
University of Science and Technology of China
* Corresponding Authors

ABSTRACT

Voting plays a central role in bringing crowd wisdom to collective decision making, meanwhile data privacy has been a common ethical/legal issue in eliciting preferences from individuals. This work studies the problem of aggregating individual's voting data under the local differential privacy setting, where usefulness and soundness of the aggregated scores are of major concern. One naive approach to the problem is adding Laplace random noises, however, it makes aggregated scores extremely fragile to new types of strategic behaviors tailored to the local privacy setting: data amplification attack and view disguise attack. The data amplification attack means an attacker's manipulation power is amplified by the privacy-preserving procedure when contributing a fraud vote. The view disguise attack happens when an attacker could disguise malicious data as valid private views to manipulate the voting result.

In this work, after theoretically quantifying the estimation error bound and the manipulating risk bound of the Laplace mechanism, we propose two mechanisms improving the usefulness and soundness simultaneously: the weighted sampling mechanism and the additive mechanism. The former one interprets the score vector as probabilistic data. Compared to the Laplace mechanism for Borda voting rule with d candidates, it reduces the mean squared error bound by half and lowers the maximum magnitude risk bound from $+\infty$ to $O(\frac{d^3}{n\epsilon})$. The latter one randomly outputs a subset of candidates according to their total scores. Its mean squared error bound is optimized from $O(\frac{d^5}{n\epsilon^2})$ to $O(\frac{d^4}{n\epsilon^2})$, and its maximum magnitude risk bound is reduced to $O(\frac{d^2}{n\epsilon})$. Experimental results validate that our proposed approaches averagely reduce estimation error by 50% and are more robust to adversarial attacks.

CCS CONCEPTS

• Security and privacy → Privacy protections.

KEYWORDS

privacy, vote, security, aggregation, election

1 INTRODUCTION

Collective decision making is widely adopted by governing organizations and commercial service providers, which benefits from the wisdom of crowd via aggregating individual preferences. For example, during an election for social choice, a profile of ranking data from voters is summarized to determine the final preference

ordering over several options; when online service providers are choosing the next movement, millions of users' preference data are aggregated to measure relative popularity between alternative treatments.

The mapping from many individual preferences to a single resulting ordering is called the voting rule. An intuitive and fundamental class of voting rule is positional voting rule, the general idea of which is assigning each candidate a score according to its position/rank in each voter's preference. Examples of positional voting rule include the Borda counts [7], plurality voting and Nauru voting [59]. Specifically in Borda voting, the i -th candidate in a vote scores $d - i$ points, where d is the number of options or candidates. If 4 voters' preferences over 5 candidates are:

voter 1 : $A_3 A_2 A_1 A_4 A_5$; voter 2 : $A_2 A_3 A_5 A_4 A_1$;

voter 3 : $A_5 A_2 A_3 A_4 A_1$; voter 4 : $A_1 A_2 A_5 A_3 A_4$,

following the rule of Borda counts, the candidate A_3 scores 10 points, and the candidate A_2 wins the voting with highest 13 points.

Privacy is a basic requirement in secured voting systems [34], as providing secrecy of votes could avoid leaking personal preferences and help to elicit honest responses, especially when voting on sensitive topics. Privacy threats not only come from parties outside the voting system, but also come from the administrator, the counter or other voters who might want to infer certain voters' votes. Secure multi-party computation [11] alleviates these problems by securely aggregating scores, but is still fragile to collusion between the counter and other voters, and may have efficiency issues for large-scale online voting systems involving millions of voters. Differential privacy [22] could also be employed for privacy preserving voting, which ensures distinguishability of results no matter any single vote presents or not in the voting profile. However, it relies on the existence of a trustful data curator/counter for all voters.

Another paradigm to privacy preserving voting is local differential privacy, which sanitizes the vote locally and independently on the voter's side, and ensures up to $\exp(\epsilon)$ distinguishability on outputting probabilities no matter what the true vote a voter holds. Local privacy has the advantages of being information-theoretically rigid, computationally efficient and operationally flexible. The voter has full controllability during the privacy preserving procedure without the trust of any parties, the counter/administrator is also tolerable to voters' unsynchronized opt-out, withdrawal and modification actions on votes. These advantages make local differential privacy the best fit for recently enacted General Data Protection Regulation (GDPR [67]) in the European Union, which emphasizes data owner's controllability on contribution, storage, analysis and transfer of their data.

A straight-forward way to realize local differential privacy for voting data is adding Laplace random noises. After representing votes in a score form as in Table 1, Laplace noises of scale $\frac{\epsilon}{\Delta}$ are independently added to each score in a vote, here the ϵ is privacy level and the Δ is the maximum absolute difference between any two scored votes. If d is odd, we have $\Delta = \frac{d-1}{2}$ for Borda voting. For example, the scored vote $v^{(1)}$ possibly becomes:

$$\tilde{v}^{(1)} = [26.6, -45.2, 6.3, -7.3, -1.5],$$

after adding Laplace noises of scale $\frac{1.0}{12}$. In order to reach the criterion of local differential privacy, the (unbiased) private view \tilde{v} might far deviate from the true vote v . The expected deviation of the private view here is $\mathbb{E}[|\tilde{v} - v|_2^2] = \frac{2d\Delta^2}{\epsilon^2}$. This formula indicates preserving privacy comes at the cost of data usefulness, improving which is the central focus in the current local privacy literature (e.g., in [9, 20, 41, 42]).

Table 1: An example of 4 scored votes on 5 candidates in Borda voting.

	A_1	A_2	A_3	A_4	A_5
$v^{(1)}$	2	3	4	1	0
$v^{(2)}$	0	4	3	1	2
$v^{(3)}$	0	3	2	1	4
$v^{(4)}$	4	3	1	0	2
total score	6	13	10	3	8
average score	1.5	3.25	2.5	0.75	2.0

1.1 Privacy Induced Attacks

For voting or other data aggregation systems whose results have critical consequences, the soundness of the system against to strategic participants is also fundamental. We observe that local privacy preservation comes at the cost of also the soundness. The power of adversarial attacks (e.g., vote fraud) might be amplified by the privacy preserving procedure, disguising as private views also makes adversaries much easier to manipulate the voting result.

Data amplification attack. In the case that an adversary could contribute fraud data but is unable to skip the privacy preserving procedure, the effects that the fraud data can have on the result might be amplified due to the intrinsic randomness nature of privacy preservation. A more rigid level of privacy preservation means the private view will have more randomness, and hence have more (maximum or expected) magnitude. Take the Laplace approach as an example, in the non-private setting (e.g., $\epsilon = +\infty$), the magnitude of one vote is $|v| = \sum_{j \in [1, d]} (d-j) = \frac{d(d-1)}{2} = 10$, but the maximum magnitude of a private view \tilde{v} becomes infinite as Laplace random noises are unbounded. The expected magnitude of the private view is a function of privacy level as follows:

$$\mathbb{E}[|\tilde{v}|] = \frac{\Delta}{\epsilon} \cdot \frac{e^{\epsilon/\Delta} - e^{(1-d)\epsilon/\Delta}}{e^{\epsilon/\Delta} - 1} + \frac{d(d-1)}{2}.$$

Although local differential privacy ensures indistinguishability on outputs of any possible votes, hence the constructive power of one vote on the voting result is diminished, but its deconstructive power is amplified.

View disguise attack. In the case that an adversary has direct control on the private view sent to the aggregator, the adversary will be able to disguise a malicious private view as an ordinary (randomized) one, and thus make constructive/deconstructive changes to the aggregation result. The domain of private views is broader than the true data and grows with the level of privacy, hence an adversary's constructive/deconstructive power becomes larger. For example, in the non-private setting, the domain of a scored vote is bounded by $[0, d-1]^d$, while in the Laplace approach, the domain of the private view is scaled to $[-\infty, +\infty]^d$. Even though we can filter out private views that are extremely unlikely to be observed, the filtered domain $[-\tilde{\Theta}(\frac{1}{\epsilon}), +\tilde{\Theta}(\frac{1}{\epsilon})]$ also grows with the level of privacy preservation (see Section 4.3 for detail). Compared to selecting a value from the domain of scored votes in the non-private setting, an adversary is easier to manipulate the election result by selecting a value from the (filtered) domain of private views.

1.2 Our Contributions

As a remedy to above issues in the naive approach to local differential private vote aggregation, this work aims to develop novel mechanisms improving the usefulness and soundness. The main content and contributions of this work are summarized as follows:

- I. We identify soundness issues due to privacy preservation in local private data aggregation systems and categorize them as data amplification/view disguise attack based on an adversary's controllability over the privacy preserving procedure. The data amplification attack captures an adversary's deconstructive power on the aggregation result by contributing fraudulent data. The view disguise attack captures an adversary's constructive/deconstructive power on the aggregation result by directly disguising private views. Formal quantified metrics are defined (in Section 3) to measure the power of adversarial attacks and the soundness of local private voting systems.
- II. We present thorough analyses of Laplace mechanism for local private vote aggregation (in Section 4, partially in former paragraphs), including sensitivity bounds of general positional voting rules, error bounds of estimated votes, and risk bounds under strategic attacks.
- III. A novel alternative to the Laplace approach: the weighted sampling mechanism, is proposed for general positional voting rules (in Section 5). The mechanism samples an option with a probability mass proportional to its score and then applies well-studied local private methods on the categorical option. For Borda counts, this mechanism reduces estimation error bound from $\sim \frac{d^5}{2n\epsilon^2}$ to $\sim \frac{d^5}{4n\epsilon^2}$, and reduces the maximum manipulation risk bound from $+\infty$ to $O(\frac{d^3}{n\epsilon})$, compared to the Laplace mechanism.
- IV. Given that the weighted sampling mechanism works unsatisfactorily in the high privacy regime, we further propose the additive mechanism (in Section 6), which samples a subset of candidates according to the summation of their scores. The sampling problem underlying the mechanism is a strict case of the weighted random sampling problem [28], we provide a recursive algorithm as a solution. The additive

mechanism has estimation error bound of $O(\frac{d^4}{n\epsilon^2})$, and expected/maximum manipulation risk bounds both at $O(\frac{d^2}{n\epsilon})$.

- V. We discuss the interaction/trade-off between usefulness, soundness, truthfulness and indistinguishability in local private data aggregation (in Section 7). Quantified relation between estimation error bound and manipulation risk bound is built, which shows optimizing usefulness usually benefits soundness.
- VI. Experiments on extensive voting scenarios are conducted (i.e., in Section 8) to validate the usefulness and soundness of proposed mechanisms. Results demonstrate that estimation errors decrease by 1/2 and manipulation risks are also significantly reduced, when compared to the existing approaches.

2 RELATED WORK

Security requirements in voting systems cover many aspects, such as privacy, verifiability and soundness. Here we review some representative works on the privacy/anonymity/soundness in the area of electronic voting and computational social choice, then retrospect recent works on privacy preserving data analyses within the differential privacy framework.

2.1 Security in Voting Systems

2.1.1 Privacy/Anonymity. Since the seminal work of Chaum [12], plenty of cryptographic schemes have contributed to keeping voters or (and) votes secret in electronic voting systems. Schemes based on homomorphic encryption operate on encrypted votes to compute the sum/average of votes without knowing plain-text of votes (e.g., ElGamal encryption in [38, 53], Paillier encryption in [60, 71], and [39, 56]), hence keeps votes private from the vote counter or adversaries. Further combining cryptographic techniques with anonymous channels (e.g., the mixnet in [1, 8, 46, 55]) that randomly shuffle a bundle of messages from voters, votes (or ciphertexts) are then unlinkable to source voters. Having one single vote counter in a voting system is intolerant to failures or attacks, several works hence then multiple authorities secret sharing on decryption key [18] to improve robustness of the system. In case of multiple authorities, the secrecy of every vote could be improved by decomposing them into several parts, each part is then sent to some authorities (e.g., in [5, 14, 17]). Consequently, corrupted authorities less than a threshold number are unable to derive complete information of a vote.

Another line of works that could be employed for privacy preserving voting systems is data perturbation, which uses techniques of generalization (e.g., k -anonymity [62] in [10, 74]) and randomization (e.g., Gaussian noise adding [23], randomized response [70] and differential privacy [22]) to hide the exact values of each vote and the voting result. Compared to cryptographic techniques provide computational secrecy and anonymity of votes/voters, data perturbation approaches are usually much more efficient for implementations. Among them, classic privacy notions and techniques like k -anonymity and Gaussian noise adding have shown to be risky for adversaries with prior knowledge [43, 48, 50].

2.1.2 Soundness. Consider strategic behaviors in voting systems like vote manipulation, fraud and bribery, many works have contributed to finding counter-measures for various voting rules. One approach is putting restrictions on voters' preference. Specifically, works of [21, 29, 30, 52] show that voting with single peak preference and quasilinear preference is truthful and non-manipulatable. Another approach is ensuring computational hardness of finding constructive/deconstructive manipulation strategies (e.g., in [3, 15, 32, 57]). However, for positional voting rules considered in this work, there exist simple greedy algorithms finding strategic votes that manipulate the result in polynomial time [2]. There are also some works propose to introduce randomness to the voting process (e.g., sampling voter at random) for mitigating manipulation attacks, but the usefulness of the voting result is severely harmed [35]. As a comparison, this work introduces randomness to votes for the purpose of privacy preserving and demonstrates that local differential privacy helps to defend against vote manipulation but makes the voting result more vulnerable to fraudulent votes, when compared to non-private settings (see Section 7.2 for discussion).

2.2 Differential Privacy

2.2.1 Differential Private Data Analyses. As the state-of-the-art data perturbation notion and technique for databases, differential privacy [22] in the centralized setting ensures information-theoretical privacy. For numerical outputs such as counts and histogram, injecting Laplace random noises [24] is the most popular mechanism (e.g., in [37, 47, 72]). For categorical outputs such as choosing a winning candidate, exponential mechanism [51] satisfies differential privacy by randomly selecting a category with a probability according to its utility loss (e.g., in [6, 61]). For more complex data analyses and mining tasks (e.g., classification learning, clustering), a sequence combination of Laplace and exponential mechanism needs to be used (e.g., in [13, 49]).

Despite the functionality of data privacy preservation, differential privacy also has a close relation to stability [25, 40], and could avoid false discovery in scientific experiments [26, 27, 36]. Since the outputting results are almost indistinguishable when any single individual's data present or not, the exponential mechanism is shown to be sound to data manipulation and data fraud [51]. However, due to the discrepancy in soundness performance between unbounded and bounded differential privacy [45], local differential private data aggregation is fragile to data fraud attacks (see Section 7.2 for further discussion).

2.2.2 Local Private Data Aggregation. When defining neighboring datasets as any pairs of values individuals may hold, differential privacy is preserved in the local setting [20] (LDP). Because of the solidness of privacy guarantee and flexibility for deployment, LDP has gained massive attention from both industry and academy. Giant internet service providers are collecting user preference (e.g., browser's homepage) and usage records (e.g., typed words) from their users in the local differential privacy manner, such as Google [31, 33], Apple [64, 65], and Microsoft [19]. Research works have explored local private data analyses and modeling tasks on various kinds of data, such as distribution estimation on categorical data [4, 41] and set-valued data [58, 69], joint distribution estimation and

Table 2: List of notations.

Notation	Description
\mathbf{A}	The set of candidates/options
d	The number of candidates/options
n	The number of voters/participants
\mathbf{w}	A voting rule's score vector
$v^{(i)}$	A scored vote of voter i that is a permutation of \mathbf{w}
\mathbb{D}_v	The set of possible permutations of \mathbf{w}
$\tilde{v}^{(i)}$	An estimator (private view) of the scored vote $v^{(i)}$
$\mathbb{D}_{\tilde{v}}$	The set of all possible private views
θ	Average scores of candidates.
$\tilde{\theta}$	Estimator of average scores.
ϵ	The privacy budget

frequent itemset mining on multidimensional data [16, 73], mean estimation on numerical data [20]. There are also theoretical contributions to give lower error bounds of local private data analyses (e.g., in [20, 42, 66]).

Existing works on local differential privacy focus mostly on the usefulness aspect, some of which may also consider computational and communicational efficiency. This work calls for attention to the soundness aspect in local private data analyses, which is severe in real-world systems (e.g., the RAPOR of Google [31] and iOS/macOS data collection of Apple [63]) where there are malicious and adversarial clients.

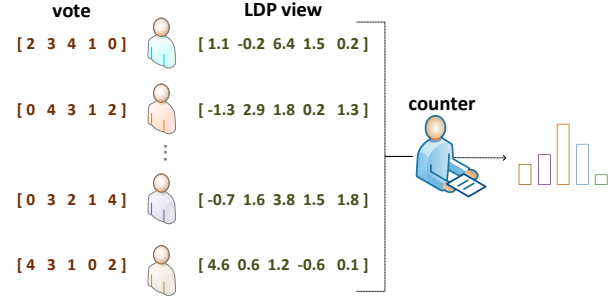
It's worth noting that for some specific voting rules, such as plurality/k-approval voting (see Section 3), the scored vote can be directly seen as categorical/set-valued data and then processed with existing approaches (e.g., in [41, 58, 69]). This work intends to deal with positional voting with the arbitrary design of score vector. The local private vote aggregation problem can also be cast as the multi-dimensional mean estimation problem, one approach to which is adding Laplace noises to every score (see detail in Section 4), another is first randomly sampling one (data-independent) candidate without knowing the vote and then adding Laplace noises to the candidate's points (e.g., in [54, 68]). However, the latter approach assumes independence of each vote and can't obtain an unbiased estimator of a whole vote, hence is beyond discussions of this work.

3 PRELIMINARIES

This section formally introduces definitions of positional voting, local differential privacy and the model of local private vote aggregation. Usefulness and robustness metrics are also defined in this section. We summarize notations throughout this work in Table 2.

3.1 Positional Voting

A vote π is a linear ordering over all candidates $\mathbf{A} = \{A_1, A_2, \dots, A_d\}$, where the relation $>$ between two candidates is the preference of a voter. In positional voting, the j -th candidate π_j in a vote is assigned by a score of w_j . For reasonable positional voting rules, the score vector $\mathbf{w} = \{w_1, w_2, \dots, w_d\}$ is non-increasing, which means $w_j \geq w_{j+1}$. Examples of score vector for popular positional voting rules with 5 candidates are as follows:

**Figure 1: Demonstration of vote aggregation with ϵ -LDP.**

- Borda: $\{4, 3, 2, 1, 0\}$;
- Nauru: $\{1/1, 1/2, 1/3, 1/4, 1/5\}$;
- Plurality: $\{1, 0, 0, 0, 0\}$;
- Anti-plurality: $\{1, 1, 1, 1, 0\}$;
- k-Approval: $\{1, 1, 0, 0, 0\}$ ($k = 2$).

For the simplicity of reference, we rewrite the voter i 's vote $\pi^{(i)}$ as numerical scores for each candidate: $v^{(i)} = [v_1^{(i)}, v_2^{(i)}, \dots, v_d^{(i)}]$, where $v_j^{(i)}$ is the score of candidate A_j .

3.2 Local Differential Privacy

The local differential private notion ensures bounded distinguishability in outputs for any two possible inputs, hence blocks adversaries from inferring much information from outputs. Let \mathcal{D}_π denote the domain of votes, which represents all possible orderings over candidates \mathbf{A} , let \mathcal{M} denote a randomized mechanism, and $\mathcal{D}_\mathcal{M}$ denote the output domain of the mechanism, Definition 3.1 formally defines local differential privacy.

Definition 3.1 (ϵ -LDP). A randomized mechanism \mathcal{M} satisfies local ϵ -differential privacy iff for any possible vote pair $\pi, \pi' \in \mathcal{D}_\pi$, and any possible output $t \in \mathcal{D}_\mathcal{M}$,

$$\mathbb{P}[\mathcal{M}(\pi) = t] \leq \exp(\epsilon) \cdot \mathbb{P}[\mathcal{M}(\pi') = t].$$

Here the parameter ϵ is called the privacy budget, which controls the level of privacy preservation. Practical values for ϵ range between $[0.01, 3.0]$.

3.3 Aggregation Model

Consider n voters $N = \{1, 2, \dots, n\}$, the voter i holds a vote $\pi^{(i)}$ (or a scored vote $v^{(i)}$), for the purpose of privacy preservation, the voter sanitizes $\pi^{(i)}$ to get the private view $\tilde{v}^{(i)}$ by running a ϵ -LDP mechanism \mathcal{M} locally and independently. The private view $\tilde{v}^{(i)}$ from a meaningful mechanism is an estimator of the true scored vote $v^{(i)}$, hence the counter in the voting system could estimate the actual average scores $\theta = \frac{1}{n} \sum v^{(i)}$ as:

$$\tilde{\theta} = \frac{1}{n} \sum \tilde{v}^{(i)}. \quad (1)$$

Figure 1 demonstrates the above procedures of local private vote aggregation. In adversarial environments, the counter may filter out some potential malicious private views.

3.4 Performance Metrics

Usefulness metrics. Estimators of average scores $\tilde{\theta}$ given by different mechanisms have varied accuracy, here we use three usefulness metrics:

- mean squared error: $\text{err}_{\text{MSE}} = \mathbb{E}[|\tilde{\theta} - \theta|_2^2]$;
- total variation error: $\text{err}_{\text{TVE}} = \mathbb{E}[|\tilde{\theta} - \theta|_1]$;
- maximum absolute error: $\text{err}_{\text{MAE}} = \mathbb{E}[\max_{j \in [1, d]} |\tilde{\theta}_j - \theta_j|]$.

Since average scores eventually determine one winning candidate, let $j_{\max} = \arg \max_{j \in [1, d]} \theta_j$ denote the candidate's index with maximum average score in true average scores θ , and $\tilde{j}_{\max} = \arg \max_{j \in [1, d]} \tilde{\theta}_j$ denote the winning candidate's index in the estimated average scores $\tilde{\theta}$, we define following metrics:

- accuracy of winner: $\text{accuracy}_{\text{AOW}} = \mathbb{E}[\tilde{j}_{\max} = j_{\max}]$;
- loss of winner: $\text{err}_{\text{LOW}} = \mathbb{E}[\theta_{j_{\max}} - \tilde{\theta}_{\tilde{j}_{\max}}]$.

Soundness metrics. To measure an adversary's deconstructive power of data amplification attack by contributing one extra vote v , we use following metrics:

- maximum magnitude: $\text{risk}_{\text{MM}} = \max_{\tilde{v} \in \mathcal{D}_{\tilde{v}}} \frac{|\tilde{v}|_1}{n}$;
- expected magnitude: $\text{risk}_{\text{EM}} = \mathbb{E}[\frac{|\tilde{v}|_1}{n}]$.

These two metrics measure maximum possible/expected absolute difference that one single private view can make to average scores respectively.

For further measuring an adversary's constructive/deconstructive power of view disguise attack by controlling one private view \tilde{v} , we define the diameter of the output space $\mathcal{D}_{\tilde{v}}$ that an adversary could choose a value from as follows:

- domain diameter: $\text{risk}_{\text{DD}} = \max_{\tilde{v}, \tilde{v}' \in \mathcal{D}_{\tilde{v}}} |\tilde{v} - \tilde{v}'|_1$.

4 LAPLACE MECHANISM

4.1 Design

For numerical values like scored votes, the Laplace mechanism is the most popular approach to (local) differential privacy. The scale of the Laplace noises is calibrated to the privacy budget ϵ and the sensitivity Δ of the vote as in Algorithm 1. Lemma 4.1 gives exact bound of the sensitivity Δ for all positional voting rules, Theorem 4.2 gives formal ϵ -LDP guarantee.

LEMMA 4.1. *For any positional voting rules with non-increasing score vector \mathbf{w} , the sensitivity of scored votes is:*

$$\Delta = \max_{v, v' \in \mathbb{D}_v} |v - v'|_1 = \sum_{j \in [1, d]} |w_j - w_{d-j+1}|.$$

PROOF. Given that every $v \in \mathbb{D}_v$ is a permutation of the score vector \mathbf{w} , we have $\Delta = \max_{v \in \mathbb{D}_v} |\mathbf{w} - v|_1$. Consider any scored vote v , if there exist two indexes j, j' that $j < j'$ and $v_j > v_{j'}$, we denote \vec{v} the scored vote that swapped and only swapped v_j and $v_{j'}$ in the scored vote v , then we have:

$$\begin{aligned} & |\mathbf{w} - v|_1 - |\mathbf{w} - \vec{v}|_1 \\ &= |w_j - v_j| + |w_{j'} - v_{j'}| - |w_j - v_{j'}| - |w_{j'} - v_j| \\ &= (|w_j - v_j| - |w_{j'} - v_j|) - (|w_j - v_{j'}| - |w_{j'} - v_{j'}|) \\ &\leq 0, \end{aligned}$$

since $f(x) = |w_j - x| - |w_{j'} - x|$ is a non-increasing function for $x \in \mathbb{R}$ when $w_j > w_{j'}$. By iteratively swapping values that $v_j > v_{j'}$ ($j < j'$) in any scored vote v , when \vec{v} is the reverse of \mathbf{w} , we finally have $|\mathbf{w} - v|_1 \leq \sum_{j \in [1, d]} |w_j - w_{d-j+1}|$. \square

THEOREM 4.2. *Algorithm 1 satisfies ϵ -LDP.*

PROOF. Because every vote π is mapped to one scored vote $v \in \mathbb{D}_v$, to prove $\mathbb{P}[\mathcal{M}(\pi) = t] \leq \exp(\epsilon) \cdot \mathbb{P}[\mathcal{D}_{\mathcal{M}}(\pi') = t]$ holds for any π and π' , it's enough to show $\Pr[\tilde{v} = t \mid v] \leq \exp(\epsilon) \cdot \Pr[\tilde{v} = t \mid v']$ holds for any input scored votes v, v' and output $t \in \mathbb{D}_{\tilde{v}}$. By definition of a Laplace random variable $\Pr[\text{Lap}(s) = x] = \frac{1}{2s} \exp(-\frac{|x|}{s})$, we have:

$$\Pr[\tilde{v} = t \mid v] = \frac{\epsilon^d}{2^d \Delta^d} \exp(-\frac{\epsilon \cdot |t - v|_1}{\Delta}),$$

$$\text{hence } \frac{\Pr[\tilde{v} = t \mid v]}{\Pr[\tilde{v} = t \mid v']} = \exp(\frac{\epsilon \cdot (|t - v'|_1 - |t - v|_1)}{\Delta}) \leq \exp(\epsilon). \quad \square$$

Algorithm 1 Laplace mechanism

Input: A scored vote $v \in \mathbb{D}_v$, privacy budget ϵ and the score vector \mathbf{w} of the voting rule.

Output: An unbiased private view $\tilde{v} \in \mathbb{R}^m$ that satisfies ϵ -LDP.

- 1: \triangleright Compute sensitivity
 - 2: $\Delta \leftarrow \sum_{j \in [1, d]} |w_j - w_{d-j+1}|$
 - 3: \triangleright Randomization by adding Laplace noises
 - 4: **for** $j \leftarrow 1$ **to** d **do**
 - 5: $\tilde{v}_j \leftarrow v_j + \text{Lap}(\frac{\Delta}{\epsilon})$
 - 6: **end for**
 - 7: **return** $\tilde{v} = \{\tilde{v}_1, \tilde{v}_2, \dots, \tilde{v}_d\}$
-

4.2 Usefulness Analyses

The usefulness bound of the average score estimator (refer to Equation 1) given by Laplace mechanism is analyzed in Theorem 4.3, proof of which is a simple application of Laplace random variables' variance formulation.

THEOREM 4.3. *The mean squared error of average score estimator given by the Laplace mechanism in Algorithm 1 is:*

$$\text{err}_{\text{MSE}} = \frac{2d \cdot (\sum_{j \in [1, d]} |w_j - w_{d-j+1}|)^2}{n\epsilon^2}.$$

4.3 Soundness Analyses

Consider the average score estimator $\tilde{\theta}$ given by the Laplace mechanism, its risks under data amplification attack and view disguise attack are presented in Theorem 4.4, proof of which is omitted as being almost trivial.

THEOREM 4.4. *The risks of Laplace mechanism under adversarial attacks are:*

$$\begin{aligned} \text{risk}_{\text{MM}} &= +\infty; \\ \text{risk}_{\text{EM}} &= \sum_{j \in [1, d]} \frac{\Delta}{\epsilon} \exp(-\frac{|w_j| \epsilon}{\Delta}) + |w_j|; \\ \text{risk}_{\text{DD}} &= +\infty. \end{aligned}$$

These bounds show that the maximum possible risk of the Laplace mechanism is infinite and the expected risk grow linearly with $\frac{1}{\epsilon}$. Consequently, imposing a stringent level of privacy harms soundness of the voting result. One possible solution to restrict the unlimited maximum possible risk is filtering out private views that are extreme unlikely observed. For example, we may define the allowable output area (with threshold probability β) as:

$$\tilde{\mathcal{D}}_p = \{\tilde{v} \mid \tilde{v} \in \mathcal{R}^m, \Pr[\tilde{v}|v] \geq \beta \text{ for some } v \in \mathcal{D}_v\}.$$

For Laplace mechanism, it is equivalent to:

$$\{\tilde{v} \mid \tilde{v} \in \mathcal{R}^d, |\tilde{v}-v| \leq \frac{\Delta(\log(1/\beta) + d \log(\Delta/\epsilon))}{\epsilon} \text{ for some } v \in \mathcal{D}_v\}.$$

As a result, even if we can filter out outliers of private views, the diameter or volume of the allowable output area, which determines maximum possible risks, also grows with $\frac{1}{\epsilon}$.

5 WEIGHTED SAMPLING MECHANISM

5.1 Design

Another common technique achieving ϵ -LDP for numerical vectors is selecting one (data-dependent) option according to its corresponding value (e.g., for set-valued data [58], for probabilistic data [44]), and then sanitizing the selected option. This paradigm transforms the numerical ϵ -LDP problem to well-studied categorical one.

The naive sampling strategy for a scored vote v would be sampling the candidate j with a probability of $\frac{|v_j|}{|v|_1}$ as in [44, 58]. Intuitively, the sampling probability should not be related to the absolute magnitude of v_j , since adding a constant value to the vector should not change sampling probabilities. Hence we propose a general and flexible weighted sampling strategy with an intercept value c in Algorithm 2. The state-of-the-art binary randomized response mechanism [20, 41] is used as the base randomizer for later ϵ -LDP protection on the selected categorical candidate. The weighed sampling masses $\mathbf{m} = \{m_1, m_2, \dots, m_d\}$ are the vector of sampling probabilities for each rank, we assume $m_j \geq 0.0$ and $\sum_{j \in [1, d]} m_j = 1.0$.

Formal ϵ -LDP guarantee of the algorithm is presented in Theorem 5.1, unbiasedness of the private view \tilde{v} to the scored vote v is described in Lemma 5.2 (see Appendix 10.1 for proof).

THEOREM 5.1. *Algorithm 2 satisfies ϵ -LDP.*

PROOF. Note that the probabilistic rank selection sub-process at line 1 to 7 in Algorithm 2 uses no information of π , hence consumes no privacy budget. The only step directly uses information of π is at line 10, which maps the rank j^* to an index π_{j^*} of candidates, thus in order to prove the final private view satisfies ϵ -LDP, it's enough to show that for any $\pi_{j^*}, \pi'_{j^*} \in [1, d]$, the corresponding probabilities $\Pr[\tilde{v} = t]$ have up to $\exp(\epsilon)$ discrepancy.

Another observation is that \tilde{v} is derived from the vector \tilde{B} without directly using information about π , hence we only need to prove resulting vectors \tilde{B} is ϵ -LDP for any $\pi_{j^*}, \pi'_{j^*} \in [1, d]$. Follow

Algorithm 2 Weighted sampling mechanism

Input: A vote π , privacy budget ϵ , score vector \mathbf{w} of the voting rule and weighed sampling masses \mathbf{m} .

Output: An unbiased private view $\tilde{v} \in \mathbb{R}^d$ that satisfies ϵ -LDP.

```

1:  $\triangleright$  Select one rank
2:  $r \leftarrow \text{UniformRandom}(0.0, 1.0)$ 
3:  $j^* \leftarrow 0$ 
4: while  $r \geq 0.0$  do
5:    $j^* \leftarrow j^* + 1$ 
6:    $r \leftarrow r - m_{j^*}$ 
7: end while
8:  $\triangleright$  Randomization by binary randomized response
9:  $B \leftarrow \{0\}^d$ 
10:  $B_{\pi_{j^*}} \leftarrow 1$ 
11: for  $j \leftarrow 1$  to  $d$  do
12:    $r \leftarrow \text{UniformRandom}(0.0, 1.0)$ 
13:   if  $r < \frac{1}{\sqrt{\exp(\epsilon)+1}}$  then
14:      $\tilde{B}_j \leftarrow 1 - B_j$ 
15:   end if
16: end for
17:  $\triangleright$  Derive unbiased scores
18: for  $j \leftarrow 1$  to  $d$  do
19:    $\tilde{v}_j \leftarrow \frac{(\sqrt{\exp(\epsilon)+1}) \cdot \tilde{B}_j - 1}{\sqrt{\exp(\epsilon)-1}} \cdot \frac{w_{j^*} - c}{m_{j^*}} + c$ 
20: end for
21: return  $\tilde{v} = \{\tilde{v}_1, \tilde{v}_2, \dots, \tilde{v}_d\}$ 

```

the proof sketch in [31], we have:

$$\begin{aligned} \frac{\Pr[\tilde{B} = T | \pi_{j^*}]}{\Pr[\tilde{B} = T | \pi'_{j^*}]} &= \frac{\sqrt{\exp(\epsilon) \cdot [T_{\pi_{j^*}} = 1] + \epsilon \cdot [T_{\pi'_{j^*}} = 0]}}{\sqrt{\exp(\epsilon) \cdot [T_{\pi_{j^*}} = 0] + \epsilon \cdot [T_{\pi'_{j^*}} = 1]}} \\ &\leq \frac{\sqrt{\exp(\epsilon) \cdot 2}}{\sqrt{\exp(\epsilon) \cdot 0}} \leq \exp(\epsilon). \end{aligned}$$

□

LEMMA 5.2. *The private view \tilde{v} given by Algorithm 2 is an unbiased estimation of the scored vote v .*

5.2 Usefulness Analyses

The accuracy/usefulness of the weighted sampling mechanism depends on the choice of its parameters, including the design of the sampling masses \mathbf{m} and the intercept value c . Lemma 5.3 formulates the score estimator's error bounds as a function of these parameters (see Appendix 10.2 for proof), the error can be decomposed into two parts, the first part $\frac{1}{n} \sum_{j \in [1, d]} \frac{(w_j - c)^2}{m_j}$ is the variance due to weighted sampling, the second part $\frac{1}{n} \frac{d\sqrt{e^\epsilon}}{(\sqrt{e^\epsilon}-1)^2} \sum_{j \in [1, d]} \frac{(w_j - c)^2}{m_j}$ is the variance due to binary randomized response. Further in Theorem 5.4, we establish achievable error bounds via choosing optimal sampling and interception parameters.

Compared to error bounds of Laplace mechanism in Theorem 4.3, when privacy budget is low (e.g., when $e^\epsilon \approx \epsilon + 1$), the factor related to the score vector of a voting rule is improved from $(\sum_{j \in [1, d]} |w_j - w_{d-j+1}|)^2$ to $2(\sum_{j \in [1, d]} |w_j - w_{\lceil \frac{d}{2} \rceil}|)^2$. For the simplicity of notation,

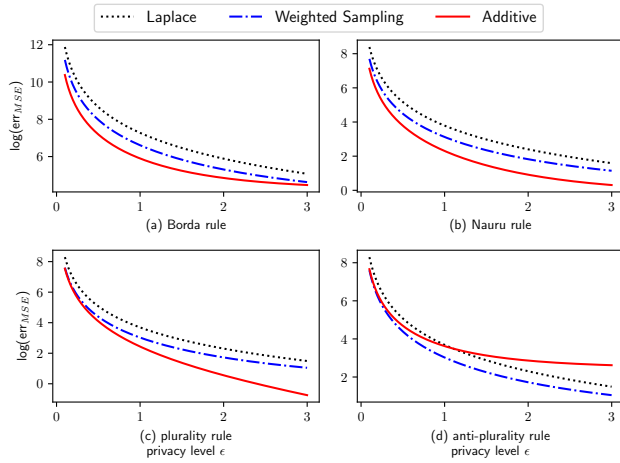


Figure 2: Theoretical mean squared estimation error of Laplace, weighted sampling and additive mechanism with Borda, Nauru, plurality and anti-plurality voting rules over 5 candidates.

we define:

$$\Omega_{\mathbf{w}} = \sum_{j \in [1, d]} |w_j - w_{\lceil \frac{d}{2} \rceil}|.$$

LEMMA 5.3. *The mean squared error of average score estimator given by the Laplace mechanism in Algorithm 2 with sampling masses \mathbf{m} and intercept value c is:*

$$\text{err}_{\text{MSE}} = \frac{1}{n} \left(1 + \frac{d\sqrt{e^\epsilon}}{(\sqrt{e^\epsilon} - 1)^2} \right) \sum_{j \in [1, d]} \frac{(w_j - c)^2}{m_j}.$$

THEOREM 5.4. *The mean squared error of average score estimator given by the Laplace mechanism in Algorithm 2 is bounded as follows:*

$$\min_{\mathbf{m} \in \mathbb{R}, c \in \mathbb{R}} \text{err}_{\text{MSE}} \leq \frac{1}{n} \left(1 + \frac{d\sqrt{e^\epsilon}}{(\sqrt{e^\epsilon} - 1)^2} \right) \cdot \left(\sum_{j \in [1, d]} |w_j - w_{\lceil \frac{d}{2} \rceil}| \right)^2,$$

corresponding sampling masses \mathbf{m}^* = $\left[\frac{|w_1 - c^*|}{\sum_{j \in [1, d]} |w_j - c^*|}, \frac{|w_2 - c^*|}{\sum_{j \in [1, d]} |w_j - c^*|}, \dots, \frac{|w_d - c^*|}{\sum_{j \in [1, d]} |w_j - c^*|} \right]$, where the normalization factor $\sum_{j \in [1, d]} |w_j - c^*|$ is $\sum_{j \in [1, d]} |w_j - c^*|$, and the intercept value c^* is median(\mathbf{w}) or $w_{\lceil \frac{d}{2} \rceil}$ or $w_{\lfloor \frac{d}{2} \rfloor + 1}$.

PROOF. The proof follows two steps, the first step (in Lemma 5.3) writes the mean squared error as a function of sampling masses \mathbf{m} and the intercept value c , the second step finds optimal parameters by solving following equivalent problem:

$$\begin{aligned} & \min_{\mathbf{m}, c} \sum_{j \in [1, d]} \frac{(w_j - c)^2}{m_j} \\ & \text{s.t. } m_j \geq 0.0 \text{ for } j \in [1, d] \\ & \sum_{j \in [1, d]} m_j = 1. \end{aligned}$$

When fixing the variable c , the sub-problem $\min_{\mathbf{m}} \sum_{j \in [1, d]} \frac{(w_j - c)^2}{m_j}$ has closed-form solution of $m_j =$

$\frac{|w_j - c|}{\sum_{j \in [1, d]} |w_j - c|}$. Consequently the optimizing problem becomes:

$$\min_c \left(\sum_{j \in [1, d]} |w_j - c| \right)^2,$$

which is minimized when c is the median value of the vector \mathbf{w} or $w_{\lceil \frac{d}{2} \rceil}$ or $w_{\lfloor \frac{d}{2} \rfloor + 1}$. Substitute the optimal parameters of \mathbf{m} and c into the formula in Lemma 5.3, we have:

$$\text{err}_{\text{MSE}} \leq \frac{1}{n} \left(1 + \frac{d\sqrt{e^\epsilon}}{(\sqrt{e^\epsilon} - 1)^2} \right) \cdot \left(\sum_{j \in [1, d]} |w_j - \text{median}(\mathbf{w})| \right)^2.$$

□

5.3 Soundness Analyses

Consider a private view \tilde{v} from the weighted sampling mechanism, its risks to the voting result are presented in Lemma 10.1 (see Appendix 10.3 for proof). Specifically, with parameters for optimal usefulness (see the former subsection), risk bounds of weighted sampling mechanism are presented in Theorem 5.5. Comparing to the Laplace mechanism, the maximum difference risk and the domain diameter risk are shrunk from $+\infty$ to limited values that grow with $\frac{\sqrt{\exp(\epsilon)}}{\sqrt{\exp(\epsilon)} - 1}$. Numerical comparison on expected magnitude risks of the Laplace mechanism and weighted sampling mechanism for Borda voting are presented in Figure 3.

THEOREM 5.5. *The manipulation risks of weighted sampling mechanism with intercept value $c = \lceil \frac{d}{2} \rceil$ and sampling masses $\mathbf{m} = \left\{ \frac{|w_1 - c|}{\Omega_{\mathbf{w}}}, \frac{|w_2 - c|}{\Omega_{\mathbf{w}}}, \dots, \frac{|w_d - c|}{\Omega_{\mathbf{w}}} \right\}$ are:*

$$\begin{aligned} \text{risk}_{\text{MM}} &= \frac{d}{n} \max \left[\left| \frac{-\sqrt{e^\epsilon} \Omega_{\mathbf{w}}}{\sqrt{e^\epsilon} - 1} + c \right|, \left| \frac{\sqrt{e^\epsilon} \Omega_{\mathbf{w}}}{\sqrt{e^\epsilon} - 1} + c \right| \right]; \\ \text{risk}_{\text{EM}} &= \sum_{j \in [1, d]} m_j [w_j > c] \frac{(\sqrt{e^\epsilon} + d - 1)t'_+ + (\sqrt{e^\epsilon}(d - 1) + 1)f'_+}{n \cdot (\sqrt{e^\epsilon} + 1)} \\ &\quad + \sum_{j \in [1, d]} m_j [w_j < c] \frac{(\sqrt{e^\epsilon} + d - 1)t'_- + (\sqrt{e^\epsilon}(d - 1) + 1)f'_-}{n \cdot (\sqrt{e^\epsilon} + 1)}; \\ \text{risk}_{\text{DD}} &= \frac{2\sqrt{e^\epsilon} d}{\sqrt{e^\epsilon} - 1} \Omega_{\mathbf{w}}. \end{aligned}$$

Where the t'_+ and t'_- denote $\left| \frac{\sqrt{e^\epsilon}}{\sqrt{e^\epsilon} - 1} \Omega_{\mathbf{w}} + c \right|$ and $\left| -\frac{\sqrt{e^\epsilon}}{\sqrt{e^\epsilon} - 1} \Omega_{\mathbf{w}} + c \right|$ respectively, the f'_+ and f'_- denote $\left| \frac{-1}{\sqrt{e^\epsilon} - 1} \Omega_{\mathbf{w}} + c \right|$ and $\left| \frac{1}{\sqrt{e^\epsilon} - 1} \Omega_{\mathbf{w}} + c \right|$ respectively.

6 ADDITIVE MECHANISM

The usefulness/soundness performance of the Laplace mechanism and the weighted sampling mechanism largely depend on the $\Delta_{\mathbf{w}} = \sum_{j \in [1, d]} |w_j - w_{d-j+1}|$ and $\Omega_{\mathbf{w}} = \sum_{j \in [1, d]} |w_j - w_{\lceil \frac{d}{2} \rceil}|$. When $w_{\lceil \frac{d}{2} \rceil}$ is relatively close to w_d (e.g., in k -Approval voting and Reciprocal voting), the difference between $\Omega_{\mathbf{w}}$ and $\Delta_{\mathbf{w}}$ will be insignificant. As opposed to the sampling then randomized response paradigm in the weighted sampling mechanism, here we propose an end-to-end approach: the additive mechanism.

6.1 Design

Let $C^k = \{S \mid S \subseteq C \text{ and } |S| = k\}$ denote the set of candidate subsets that have size of k , let $\mathbf{w}_{\max}^k = \sum_{j \in [1, k]} w_j$ denote the maximum total weights of one subset, let $\mathbf{w}_{\min}^k = \sum_{j \in [d-k+1, d]} w_j$ denote the minimum total weights of one subset, the additive mechanism is presented in Definition 6.1.

By its name, the additive mechanism randomly responses with a subset of candidates S with a probability linear to their total scores $\sum_{C_j \in S} v_j$. The mechanism is a novel mutant of the popular exponential mechanism for achieving differential privacy, which usually responses with a probability proportional to the **exponential** of candidates' scores. In additive mechanism, the probability is proportional to the **additive** summary of candidates' scores, which is designed for deriving an unbiased estimation of average scores.

Definition 6.1 (Additive Mechanism). In a ϵ -LDP positional voting system, where the candidate is C and the scored vector is \mathbf{w} , take a scored vote v as input, the additive mechanism randomly outputs an $S \in C^k$ according to following probability design:

$$\Pr[S|v] = \frac{\sum_{C_j \in S} v_j - \mathbf{w}_{\min}^k}{\mathbf{w}_{\max}^k - \mathbf{w}_{\min}^k} \cdot \frac{\exp(\epsilon) - 1}{\Phi} + \frac{1}{\Phi},$$

where the normalizer is $\Phi = \binom{d}{k} \frac{\frac{k}{n}(e^\epsilon - 1) \sum_{j \in [1, d]} w_j - e^\epsilon \mathbf{w}_{\min}^k + \mathbf{w}_{\max}^k}{\mathbf{w}_{\max}^k - \mathbf{w}_{\min}^k}$. The estimator of the scored vote v is ($j \in [1, d]$):

$$\tilde{v}_j = a_k \cdot [C_j \in S] - b_k,$$

where $a_k = [\sum_{j' \in [1, d]} w_{j'}(e^\epsilon - 1) - \frac{d}{k} e^\epsilon \mathbf{w}_{\min}^k + \frac{d}{k} \mathbf{w}_{\max}^k] \frac{d-1}{(d-k)(e^\epsilon - 1)}$, and $b_k = [\frac{(k-1)(e^\epsilon - 1)}{d-1} \sum_{j' \in [1, d]} w_{j'} - e^\epsilon \mathbf{w}_{\min}^k + \mathbf{w}_{\max}^k] \frac{d-1}{(d-k)(e^\epsilon - 1)}$.

After giving formal ϵ -LDP guarantee and unbiasedness guarantee of the additive mechanism in Theorem 6.2 (see Appendix 10.5 for proof) and Lemma 6.3 respectively, we turn to consider efficient implementation of the additive mechanism, a naive sampling approach would have $\binom{d}{k}$ computational costs. Actually, selecting a subset of size k from d options in additive mechanism is a stricter case of weighted reservoir sampling [28], where each option is randomly selected with given marginal weights (probabilities), but no restriction is put on joint probabilities of selected options. We here present a recursive implementation in Algorithm 3 (see Appendix 10.6), which decomposes subsets in C^k into $d - k + 1$ groups according to the topmost rank of candidates in a subset, then randomly choose one group and transform to a sub-problem of selecting $k - 1$ weighted options. The computational complexity of the recursive algorithm is $O(d \cdot k)$.

THEOREM 6.2. *The additive mechanism satisfies ϵ -LDP.*

LEMMA 6.3. *The private view \tilde{v} given by additive mechanism is an unbiased estimation of the scored vote v .*

PROOF. Consider the probability that an option C_j shows in the output S when input scored vote is v :

$$\begin{aligned} & \sum_{S \in C^k \text{ and } C_j \in S} \Pr[S|v] \\ &= \binom{d-1}{k-1} \left(\frac{v_j - \mathbf{w}_{\min}^k}{\mathbf{w}_{\max}^k - \mathbf{w}_{\min}^k} \cdot \frac{\exp(\epsilon) - 1}{\Phi} + \frac{1}{\Phi} \right) \\ &+ \sum_{j' \in [1, d] \text{ and } j' \neq j} \binom{d-2}{k-2} \left(\frac{v_{j'} - \mathbf{w}_{\min}^k}{\mathbf{w}_{\max}^k - \mathbf{w}_{\min}^k} \cdot \frac{e^\epsilon - 1}{\Phi} \right) \\ &= \left(\frac{d-1}{k-1} v_j + \frac{d-2}{k-2} [(\sum_{j' \in [1, d]} \mathbf{w}_{j'}) - v_j] - \mathbf{w}_{\min}^k \right) \cdot \frac{e^\epsilon - 1}{\Phi} + \frac{\binom{d-1}{k-1}}{\Phi} \\ &= \frac{\binom{d-1}{k-1}}{\binom{d}{k}} \frac{(d-k)(e^\epsilon - 1) v_j + \frac{(k-1)(e^\epsilon - 1)}{d-1} \sum_{j' \in [1, d]} \mathbf{w}_{j'} - e^\epsilon \mathbf{w}_{\min}^k + \mathbf{w}_{\max}^k}{\frac{k}{d} \sum_{j' \in [1, d]} \mathbf{w}_{j'}(e^\epsilon - 1) - e^\epsilon \mathbf{w}_{\min}^k + \mathbf{w}_{\max}^k}. \end{aligned}$$

Consequently, $v_j = a_k \cdot \mathbb{E}[C_j \in S] - b_k$, where $a_k = [\sum_{j' \in [1, d]} \mathbf{w}_{j'}(e^\epsilon - 1) - \frac{d}{k} e^\epsilon \mathbf{w}_{\min}^k + \frac{d}{k} \mathbf{w}_{\max}^k] \frac{d-1}{(d-k)(e^\epsilon - 1)}$, and $b_k = [\frac{(k-1)(e^\epsilon - 1)}{d-1} \sum_{j' \in [1, d]} \mathbf{w}_{j'} - e^\epsilon \mathbf{w}_{\min}^k + \mathbf{w}_{\max}^k] \frac{d-1}{(d-k)(e^\epsilon - 1)}$. Hence $\mathbb{E}[a_k \cdot [C_j \in S] - b_k]$ is an unbiased estimation of v_j . \square

6.2 Usefulness Analyses

The estimation error bound of the additive mechanism is given in Theorem 6.4. The formulation of the bound has a dependence on the score vector of a voting rule. In Borda voting, we have $\sum_{j' \in [1, d]} \hat{w}_{j'} = O(d^2)$ when $\epsilon = O(1)$, hence the mean squared error bound is $O(\frac{d^4}{\epsilon^2})$. As a comparison, the mean squared error bounds of the Laplace mechanism and weighted sampling mechanism are $O(\frac{d^5}{\epsilon^2})$.

For better illustration, we depict numerical bound of the additive mechanism for Borda rule in Figure 2, along with a comparison with the Laplace and weighed sampling mechanism. The numerical results show average 75% error reduction compared to the Laplace mechanism, and average 40% error reduction compared to the weighted sampling mechanism.

THEOREM 6.4. *The mean squared error $\mathbb{E}[|\tilde{\theta} - \theta|_2^2]$ of average score estimator given by the additive mechanism is bounded as follows:*

$$\frac{(\sum_{j' \in [1, d]} \hat{w}_{j'})^2 - \sum_{j' \in [1, d]} \hat{w}_{j'}^2}{n(e^\epsilon - 1)^2},$$

where $\hat{w}_j = \mathbf{w}_j(e^\epsilon - 1) - e^\epsilon \mathbf{w}_d + \mathbf{w}_1$.

PROOF. The parameter $k = 1$ is near to optimal for many voting rules except extremal cases of score vector \mathbf{w} (e.g., of plurality voting). Hence to characterize the usefulness performance of additive mechanism, we only need to analyze the case when $k = 1$. Given that $a_1 = \sum_{j' \in [1, d]} \mathbf{w}_{j'} - \frac{e^\epsilon d}{e^\epsilon - 1} \mathbf{w}_d + \frac{d}{e^\epsilon - 1} \mathbf{w}_1$, $b_1 = -\frac{e^\epsilon}{e^\epsilon - 1} \mathbf{w}_d + \frac{1}{e^\epsilon - 1} \mathbf{w}_1$, and $\Pr[C_j \in S|v] = \frac{v_j(e^\epsilon - 1) - e^\epsilon \mathbf{w}_d + \mathbf{w}_1}{\sum_{j' \in [1, d]} \mathbf{w}_{j'}(e^\epsilon - 1) - e^\epsilon d \mathbf{w}_d + d \mathbf{w}_1}$. The variance of Bernoulli variable $[C_j \in S]$ is $\Pr[C_j \in S|v](1 - \Pr[C_j \in S|v])$, then the variance of $\tilde{v}_j = a_1[C_j \in S] - b_1$ is:

$$(a_1)^2 \Pr[C_j \in S|v](1 - \Pr[C_j \in S|v]).$$

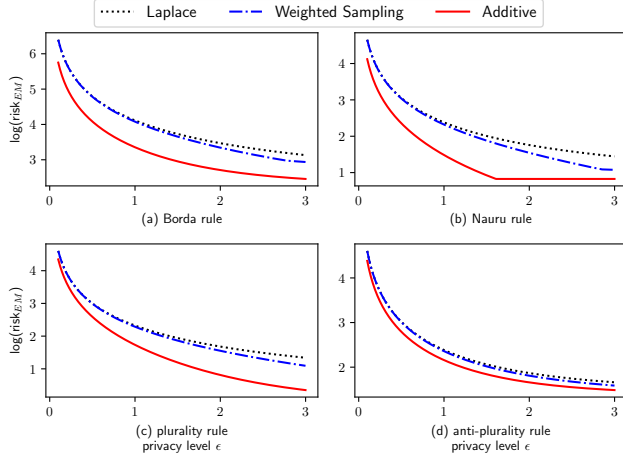


Figure 3: Theoretical expected magnitude risks of Laplace, weighted sampling and additive mechanism with Borda, Nauru, plurality and anti-plurality rules over 5 candidates.

Consequently, the total variance $E[\tilde{v} - v_2^2]$ is $\frac{(\sum_{j' \in [1, d]} \hat{w}_{j'})^2 - \sum_{j' \in [1, d]} \hat{w}_{j'}^2}{(e^\epsilon - 1)^2}$. \square

6.3 Soundness Analyses

The adversarial risks of additive mechanism are presented in Theorem 6.5. When applying parameter $k = 1$ for the Borda rule, we have $a_1 = O(\frac{d}{\epsilon})$ and $b_1 = O(\frac{d}{\epsilon})$, hence the risk bounds of risk_{MM} and risk_{EM} are both $O(\frac{d^2}{\epsilon})$, the risk bound of risk_{DD} is $O(\frac{d}{\epsilon})$. As a comparison, in the weighted sampling mechanism, the risk bounds of risk_{MM} and risk_{EM} are $O(\frac{d^3}{\epsilon})$, the risk bound of risk_{DD} is $O(\frac{d^3}{\epsilon})$. Figure 3 presents numerical results of these risks in additive mechanism comparing with the Laplace and weighted sampling mechanisms. In most cases, additive mechanism reduces 70% expected magnitude.

THEOREM 6.5. *The manipulation risks of additive mechanism are:*

$$\begin{aligned} \text{risk}_{MM} &= \frac{k|a_k - b_k| + (d - k)|b_k|}{n}; \\ \text{risk}_{EM} &= \frac{k|a_k - b_k| + (d - k)|b_k|}{n}; \\ \text{risk}_{DD} &\leq 2k|a_k|. \end{aligned}$$

PROOF. For any intermediate result of subset $S \in C^k$, the corresponding private view $\tilde{v} = \{\tilde{v}_1, \tilde{v}_2, \dots, \tilde{v}_d\}$ contains number of k of $a_k - b_k$ and number $d - k$ of $-b_k$, hence both risk_{MM} and risk_{EM} are $\frac{|a_k - b_k| + (d - 1)|b_k|}{n}$. Consider risk_{DD} , for any paired intermediate results $S, S' \in C^k$, their corresponding private views differ in at most $2k$ positions, the magnitude of each difference is $|a_k|$, hence the maximum possible total differences are $2k|a_k|$. \square

7 DISCUSSION

7.1 Usefulness vs. Indistinguishability

The privacy budget of ϵ -LDP controls distinguishability in probabilistic outputs, thus limits mutual information between the private view and the scored vote. Vote data, as numerical data with fixed and exclusive ordinal values, could be treated as numerical data (e.g., in Laplace mechanism) or categorical data (e.g., in weighted sampling mechanism), its mean squared error suffers a factor of $\theta(\frac{1}{\epsilon^2})$ when $\epsilon = O(1)$, which is the same as numerical data or categorical data (e.g., lower bounds in [20]). Extra factor in mean squared error that is determined by the scored vector of a voting rule and the concrete design of an ϵ -LDP mechanism. As numerical error bounds in Figure 2 demonstrated, for most voting rules, the error of weighted sampling mechanism is about 50% of the Laplace mechanism's, while the additive mechanism is about 25%.

7.2 Soundness vs. Indistinguishability

Since the probabilistic outputs are almost indistinguishable regardless of the value of the manipulated/true vote, a more rigid level of privacy protection in ϵ -LDP has the advantage of limiting an adversary's constructive power, hence the resulting scores are less led by preferences of the manipulated vote. However, when an adversary could falsely contribute an extra vote to the voting system, a more rigorous level of privacy means a larger magnitude of the private view, thus the expected amount of scores an adversary added to the resulting scores is amplified. As shown in the soundness analyses of Laplace mechanism and our proposed mechanisms, the expected magnitude of private view is linear to $\frac{1}{\epsilon}$, the deconstructive power of every voter (or a possible adversary) gets larger due to the noises injecting for privacy preservation. A desirable property of the additive mechanism is that the maximum possible magnitude of private view equals the expected magnitude, meanwhile the Laplace and weighted sampling mechanisms don't hold. In voting systems for business decision making, a possible counter-measure to the data amplification attack is broadening survey population, increasing number of voters decreases the relative magnitude of one possibly adversarial vote.

Consider the cases of view disguise attack that an adversary directly sends a fraud private view, the ability/power of the adversary is closely related to the domain of the private view, from which the adversary could choose a value to destroy or reform the final result. The private view's domain of Laplace mechanism spreads to \mathcal{R}^d , in the weighted sampling mechanism or the additive mechanism, the domain is reduced to $[-\Theta(\frac{1}{\epsilon}), \Theta(\frac{1}{\epsilon})]^d$. These results suggest that a higher level of privacy preservation empowers higher ability that an adversary could manipulate the voting result. As counter-measures, imposing a lower level of privacy protection or bringing in more voters could strengthen the soundness of a voting system. Another approach is putting soundness metric into the design of ϵ -LDP mechanism, for example, risk bounds of the additive mechanism are much better than the Laplace and weighted sampling mechanism's.

Another interesting aspect of soundness is the difference between the centralized differential privacy model and the local differential privacy model. Centralized differential privacy (of the

unbounded differential privacy [45] notion) assumes all votes have been collected by a trustable database curator, and ensures probability distribution of the final scores of candidates be almost indistinguishable, regardless of whether one single vote is in the database. Consequently, one fraudulent vote can't significantly change the differentially private output in the probabilistic perspective, enforcing a more rigid level of unbounded differential privacy suppresses adversaries' fraud power/income, and is helpful for truthfulness in social welfare maximization [51]. There is also a notion of differential privacy defined by almost indistinguishable in outputs when one single vote changes value, and is termed bounded differential privacy [45]. The ϵ -unbounded differential privacy implies 2ϵ -bounded differential privacy, but not vice versa. Local differential privacy is equivalent to the bounded differential privacy defined on a single vote. The ϵ -LDP, unbounded and bounded differential privacy all put limitations on an adversary's data manipulation power/income, but ϵ -LDP/bounded differential privacy suffers from data fraud.

Inspired by the difference in soundness performance between unbounded differential privacy and bounded (or local) differential privacy, in order to improve soundness against fraudulent votes, the voting counter may force a probability of discard/opt-out probability \bar{p} for every vote, which is similar to data sampling for budget saving in unbounded differential privacy. Consequently, the expected difference a fraudulent vote can make to the final total scores is shrunk by a factor of \bar{p} . However, this can't change the expected difference a fraudulent vote can make to final average scores, such as soundness metrics of $risk_{MM}$ and $risk_{EM}$, since the expected number of available voters also shrinks by a factor of \bar{p} .

7.3 Usefulness vs. Soundness

Recall that the weighted sampling mechanism and additive mechanism improve usefulness and soundness metrics simultaneously, compared to the Laplace mechanism. Here we explore interactions between these two performance metrics. Consider the soundness metric of expected magnitude $risk_{EM}$ and the usefulness metric of mean squared error err_{MSE} , we have:

$$risk_{EM} \leq \frac{\sqrt{d \cdot n \cdot err_{MSE}} + \sum_{j \in [1, d]} |w_j|}{n},$$

which is derived as follows according to convexity of the square root:

$$\begin{aligned} \frac{E[|\tilde{v}|_1]}{n} &\leq \frac{E[|\tilde{v} - v|_1] + |v|_1}{n} \leq \frac{E[\sqrt{d \cdot |\tilde{v} - v|_2^2}] + \sum_{j \in [1, d]} |w_j|}{n} \\ &\leq \frac{\sqrt{d \cdot n \cdot E[|\tilde{\theta} - \theta|_2^2]} + \sum_{j \in [1, d]} |w_j|}{n}. \end{aligned}$$

This inequality implies that a mechanism with good usefulness performance usually has good soundness performance too.

In some scenarios that voting administrators pay much attention to soundness performance, they may put hard constraints on $risk_{DD}$. A natural question arises, how do soundness constraints affect the usefulness of the voting system? Here we give a negative result that ϵ -LDP mechanism (having unbiased estimator) may not even exist under these constraints. Based on Popoviciu's inequality

on variances, we have:

$$risk_{DD} \geq 2\sqrt{\frac{err_{MSE}}{n}}.$$

Given that err_{MSE} goes to infinity as $\epsilon \rightarrow 0$ when the number of voters n is fixed, constraints on $risk_{DD}$ become unsatisfied.

8 EXPERIMENTS

We now evaluate the usefulness and soundness performance of weighted sampling and additive mechanism, and compare them with the Laplace mechanism [24] and the original sampling-based approach in [44, 58].

8.1 Settings

Datasets. In order to thoroughly assess performance of mechanisms in extensive settings, we use synthetic datasets. In each vote aggregation simulation, each candidate C_j is assigned with a uniform random scale $\alpha_j \in [0.0, 1.0]$. Each voter's numerical preference $\beta_{(i,j)}$ on candidate C_j is an independent uniform random value $r_{(i,j)} \in [0.0, 1.0]$ multiplied by the scale $\alpha_j \in [0.0, 1.0]$, then the voter's ranking on candidates is determined by $\beta_{(i,j)}$. In these simulations, the number of candidates d ranges from 4 to 32, the number of voters n ranges from 1000 to 1 000 000.

Adversarial votes in the simulation of data amplification attack are uniform-randomly selected from the vote domain \mathcal{D}_v . The number of adversarial votes n' ranges from $n \cdot 0.1\%$ to $n \cdot 5.0\%$.

Adversarial private views in the simulation of view disguise attack are generated so that the 2nd rank candidate C_{j_2} (in the non-adversarial voting result) benefits most. That is, we assume the adversary has the prior knowledge of 1st and 2nd ranked candidates, and the adversarial private view \tilde{v} has maximum $\tilde{v}_{j_2} - \tilde{v}_{j_1}$ among the domain of private view. Specifically for the Laplace mechanism that the private view's domain is $[-\infty, +\infty]^d$, we use 95% confidence interval of the Laplace distribution as filtered domain, and assign $\tilde{v}_{j_2} = \log(\frac{1}{1-0.95})\Delta + w_1$, $\tilde{v}_{j_1} = -\log(\frac{1}{1-0.95})\Delta + w_d$. The number of adversarial private views n'' in simulations ranges from $n \cdot 0.1\%$ to $n \cdot 5.0\%$.

Information about simulation parameters is summarized in Table 3. Our experiments focus on the most popular Borda and Nauru voting rules. Every experimental result is the average value of 400 repeated simulations.

Table 3: Enumeration of experiment settings, the values in bold format are the default settings.

Parameter	Enumerated values
voting rule	Borda, Nauru
number of candidates d	4, 8, 16, 32
normal voters n	1000, 10000 , 1000000
adversarial votes n'	$n \cdot 0.1\%$, $n \cdot 1.0\%$, $n \cdot 5.0\%$
adversarial views n''	$n \cdot 0.1\%$, $n \cdot 1.0\%$, $n \cdot 5.0\%$
privacy budget ϵ	0.01, 0.1, 0.2, 0.4, 0.8, 1.0, 1.5, 2.0, 3.0

Evaluation Metrics. We use usefulness metrics in Section 3.4 to evaluate the performance of mechanisms in the non-adversarial and adversarial settings. Since the mean squared error and the soundness metrics of mechanisms are theoretically analyzed and numerically compared in former sections, hence their results are omitted.

8.2 Non-adversarial Results

Varying number of candidates. Simulated with $n = 10000$ voters, the total variation error and accuracy of winner results under the Borda rule with varying number of candidates are demonstrated in Figures 4 and 5 respectively (extra results can be found in Appendix 10.8). When compared to the Laplace mechanism, the weighted sampling mechanism averagely reduces err_{TVE} by 25%, while the additive mechanism averagely reduces err_{TVE} by 50%. The performance discrepancy between the weighted sampling and additive mechanism grows with the number of candidates, which confirms our theoretical analyses of mean squared error bounds.

Varying number of voters. Simulated with $d = 8$ candidates, experimental results with $n = 1000$ voters are demonstrated in Figures 8 and 10, experimental results with $n = 100\,000$ voters are demonstrated in Figures 9 and 11 (additional results can be found in Appendix 10.7). Comparing them with results on $n = 10000$ voters, it is observed that increasing the number of voters improves the usefulness performance significantly. The additive mechanism is also practical when there are relatively few voters (e.g., $n = 1000$), and achieve more 80% accuracy when $\epsilon \geq 1.0$. When the number of voters is 100 000, all mechanisms achieve nearly 100% accuracy of winner even when the privacy budget is low (e.g., $\epsilon < 1.0$).

8.3 Data Amplification Attack

Simulated with $d = 8$ candidates and $n = 10000$ benign voters, the total variation error err_{TVE} results under Borda rule with extra $n' = 0, 10, 100, 500$ adversarial votes are presented in Figure 6 (and also in Appendix 10.9). Results show that less than 1% adversarial votes won't have effective impacts on the voting result, but more than 5% adversarial votes will significantly harm the usefulness of the result. The weighted sampling and the additive mechanisms outperform the Laplace mechanism in all adversarial settings with fraudulent votes.

8.4 View Disguise Attack

Simulated with $d = 8$ candidates and $n = 10000$ benign voters, the total variation error err_{TVE} results under Borda rule with extra $n'' = 0, 10, 100, 500$ adversarial private views are presented in Figure 7 (and also in Appendix 10.10). Results show that less than 0.1% adversarial votes won't have effective impacts on the voting result, but more than 1% adversarial votes will significantly decrease the usefulness of the result. The weighted sampling and the additive mechanisms outperform the Laplace mechanism in all adversarial settings with disguised private views. Compared with results under data amplification attacks, the voting result is more sensitive to view disguise attack.

9 CONCLUSION

Considering adversarial behaviors existing in real-world local private data aggregation systems, this work pays attention to both the usefulness and soundness aspects of privacy preserving mechanisms. Adversarial behaviors tailed for the local privacy setting are classified into data amplification attack and view disguise attack, which are then quantitatively measured by their manipulation power over the aggregation result. In the context of vote aggregation, two optimized mechanisms: weighted sampling mechanism and additive mechanism, are proposed to improve usefulness and soundness upon the naive Laplace mechanism. Besides theoretical analyses showing a factor of d (or d^2) reduction in estimation error bounds and manipulation risk bounds for the Borda voting rule, their performance improvements are further validated by extensive experiments in both non-adversarial and adversarial scenarios. This work also discusses subtle relations among usefulness, soundness and indistinguishability, and calls for further researches solving dilemmas/conflicts between these fundamental requirements of practical local private data aggregation systems.

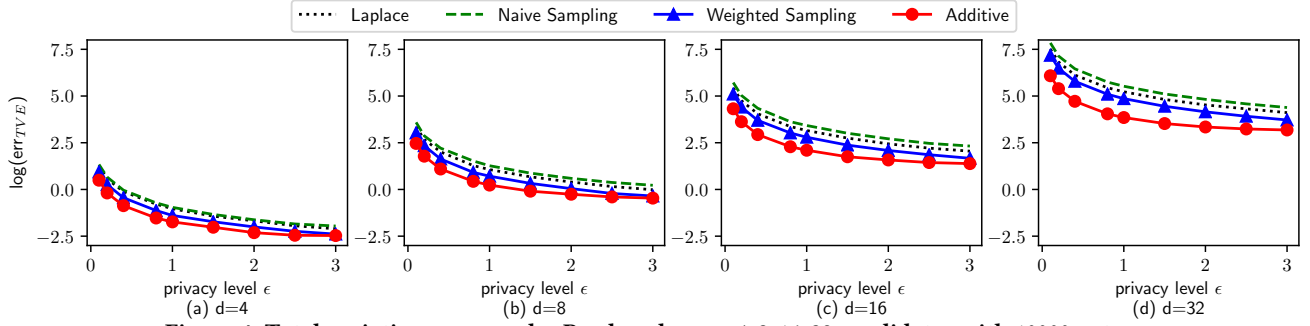


Figure 4: Total variation error under Borda rule over 4, 8, 16, 32 candidates with 10000 voters.

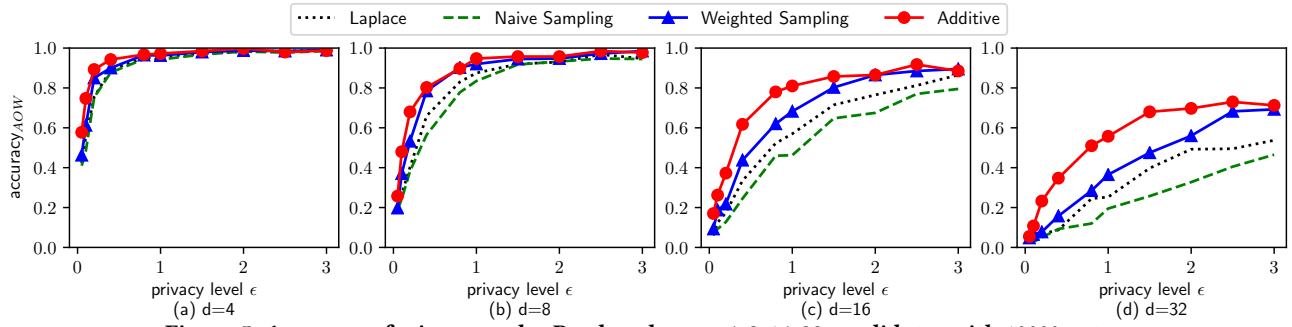


Figure 5: Accuracy of winner under Borda rule over 4, 8, 16, 32 candidates with 10000 voters.

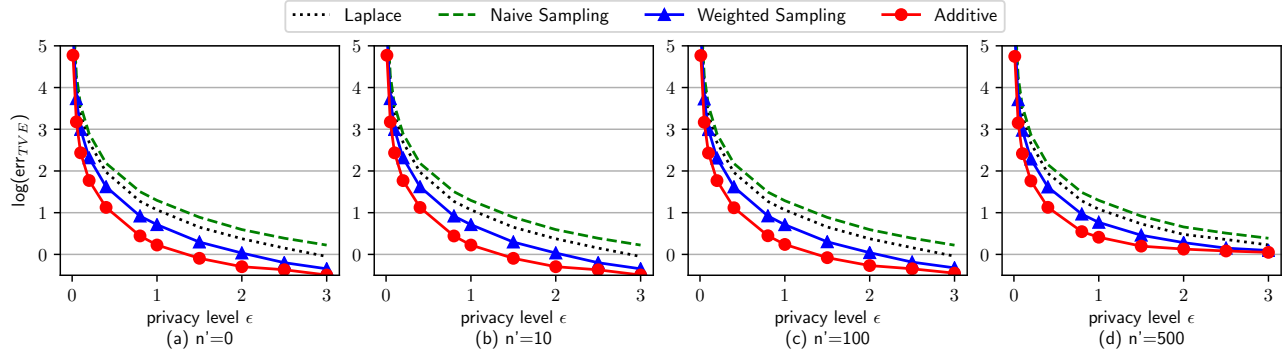


Figure 6: Total variation error under Borda rule with 10000 honest voters and $n' = 0, 10, 100, 500$ adversarial votes.

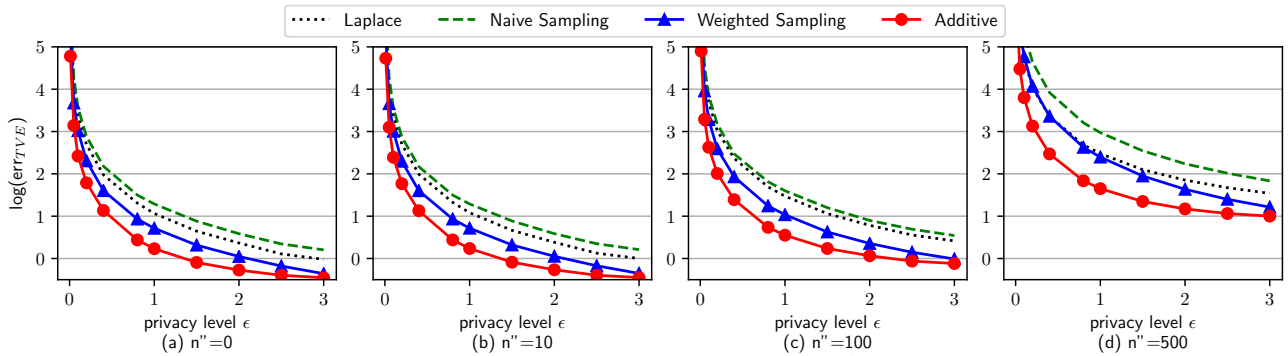


Figure 7: Total variation error under Borda rule with 10000 honest voters and $n' = 0, 10, 100, 500$ adversarial private views.

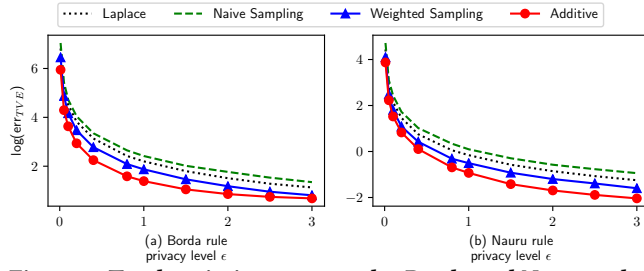


Figure 8: Total variation error under Borda and Nauru rules over 8 candidates with 1000 voters.

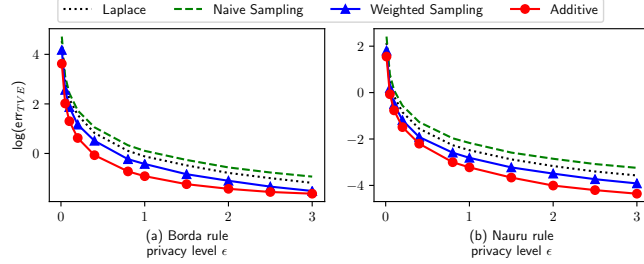


Figure 9: Total variation error under Borda and Nauru rules over 8 candidates with 100000 voters.

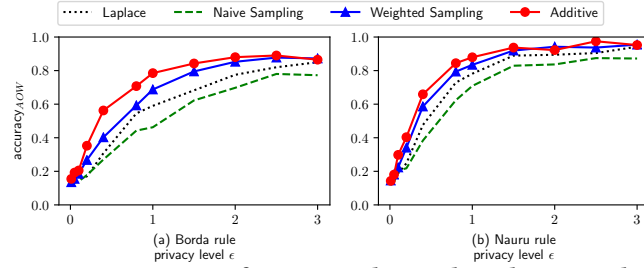


Figure 10: Accuracy of winner under Borda and Nauru rules over 8 candidates with 1000 voters.

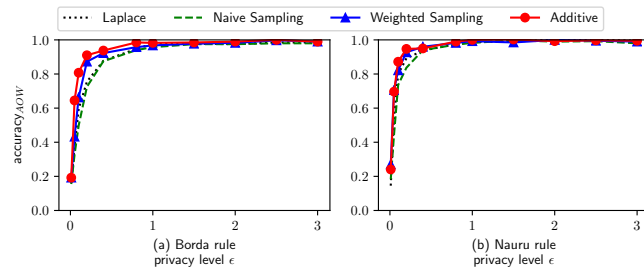


Figure 11: Accuracy of winner under Borda and Nauru rules over 8 candidates with 100000 voters.

REFERENCES

- [1] Masayuki Abe. 1998. Universally verifiable mix-net with verification work independent of the number of mix-servers. In *International Conference on the Theory and Applications of Cryptographic Techniques*. Springer, 437–447.
- [2] John J Bartholdi, Craig A Tovey, and Michael A Trick. 1989. The computational difficulty of manipulating an election. *Social Choice and Welfare* 6, 3 (1989), 227–241.
- [3] John J Bartholdi III, Craig A Tovey, and Michael A Trick. 1992. How hard is it to control an election? *Mathematical and Computer Modelling* 16, 8-9 (1992), 27–40.
- [4] Raef Bassily and Adam Smith. 2015. Local, private, efficient protocols for succinct histograms. In *Proceedings of the forty-seventh annual ACM symposium on Theory of computing*. ACM, 127–135.
- [5] Josh C Benaloh and Moti Yung. 1986. Distributing the power of a government to enhance the privacy of voters. In *PODC*, Vol. 86. 52–62.
- [6] Raghav Bhaskar, Srivatsan Laxman, Adam Smith, and Abhradeep Thakurta. 2010. Discovering frequent patterns in sensitive data. In *Proceedings of the 16th ACM SIGKDD international conference on Knowledge discovery and data mining*. ACM, 503–512.
- [7] Duncan Black, Robert Albert Newing, Iain McLean, Alistair McMillan, and Burt L Monroe. 1958. The theory of committees and elections. (1958).
- [8] Philippe Bulens, Damien Giry, Olivier Pereira, et al. 2011. Running Mixnet-Based Elections with Helios. *EVT/WOTE* 11 (2011).
- [9] Mark Bun, Jelani Nelson, and Uri Stemmer. 2018. Heavy hitters and the structure of local privacy. In *Proceedings of the 35th ACM SIGMOD-SIGACT-SIGAI Symposium on Principles of Database Systems*. ACM, 435–447.
- [10] Konstantinos Chatzikokolakis, Catuscia Palamidessi, and Prakash Panangaden. 2008. Anonymity protocols as noisy channels. *Information and Computation* 206, 2-4 (2008), 378–401.
- [11] David Chaum, Claude Crépeau, and Ivan Damgard. 1988. Multiparty unconditionally secure protocols. In *Proceedings of the twentieth annual ACM symposium on Theory of computing*. ACM, 11–19.
- [12] David L Chaum. 1981. Untraceable electronic mail, return addresses, and digital pseudonyms. *Commun. ACM* 24, 2 (1981), 84–90.
- [13] Rui Chen, Noman Mohammed, Benjamin CM Fung, Bipin C Desai, and Li Xiong. 2011. Publishing set-valued data via differential privacy. *Proceedings of the VLDB Endowment* 4, 11 (2011), 1087–1098.
- [14] Josh D Cohen and Michael J Fischer. 1985. *A robust and verifiable cryptographically secure election scheme*. Yale University. Department of Computer Science.
- [15] Vincent Conitzer, Tuomas Sandholm, and Jérôme Lang. 2007. When are elections with few candidates hard to manipulate? *Journal of the ACM (JACM)* 54, 3 (2007), 14.
- [16] Graham Cormode, Tejas Kulkarni, and Divesh Srivastava. 2018. Marginal release under local differential privacy. In *Proceedings of the 2018 International Conference on Management of Data*. ACM, 131–146.
- [17] Ronald Cramer, Matthew Franklin, Berry Schoenmakers, and Moti Yung. 1996. Multi-authority secret-ballot elections with linear work. In *International Conference on the Theory and Applications of Cryptographic Techniques*. Springer, 72–83.
- [18] Ronald Cramer, Rosario Gennaro, and Berry Schoenmakers. 1997. A secure and optimally efficient multi-authority election scheme. *European transactions on Telecommunications* 8, 5 (1997), 481–490.
- [19] Bolin Ding, Janardhan Kulkarni, and Sergey Yekhanin. 2017. Collecting telemetry data privately. In *Advances in Neural Information Processing Systems*. 3571–3580.
- [20] John C Duchi, Michael I Jordan, and Martin J Wainwright. 2013. Local privacy and statistical minimax rates. In *2013 IEEE 54th Annual Symposium on Foundations of Computer Science*. IEEE, 429–438.
- [21] Michael Dummett and Robin Farquharson. 1961. Stability in voting. *Econometrica: Journal of The Econometric Society* (1961), 33–43.
- [22] Cynthia Dwork. 2011. Differential privacy. *Encyclopedia of Cryptography and Security* (2011), 338–340.
- [23] Cynthia Dwork, Krishnamurthy Kenthapadi, Frank McSherry, Ilya Mironov, and Moni Naor. 2006. Our data, ourselves: Privacy via distributed noise generation. In *Annual International Conference on the Theory and Applications of Cryptographic Techniques*. Springer, 486–503.
- [24] Cynthia Dwork, Frank McSherry, Kobbi Nissim, and Adam Smith. 2006. Calibrating noise to sensitivity in private data analysis. In *Theory of cryptography conference*. Springer, 265–284.
- [25] Cynthia Dwork, Aaron Roth, et al. 2014. The algorithmic foundations of differential privacy. *Foundations and Trends® in Theoretical Computer Science* 9, 3–4 (2014), 211–407.
- [26] Cynthia Dwork, Weijie Su, and Li Zhang. 2015. Private false discovery rate control. *arXiv preprint arXiv:1511.03803* (2015).
- [27] Cynthia Dwork, Weijie J Su, and Li Zhang. 2018. Differentially Private False Discovery Rate Control. *arXiv preprint arXiv:1807.04209* (2018).
- [28] Pavlos S Efrimidis and Paul G Spirakis. 2006. Weighted random sampling with a reservoir. *Inform. Process. Lett.* 97, 5 (2006), 181–185.
- [29] Eithan Ephrati and Jeffrey S Rosenschein. 1991. The Clarke Tax as a Consensus Mechanism Among Automated Agents.. In *AAAI*, Vol. 91. 173–178.
- [30] Eithan Ephrati, Jeffrey S Rosenschein, et al. 1993. Multi-agent planning as a dynamic search for social consensus. In *IJCAI*, Vol. 93. 423–429.
- [31] Úlfar Erlingsson, Vasyl Pihur, and Aleksandra Korolova. 2014. Rappor: Randomized aggregatable privacy-preserving ordinal response. In *Proceedings of the 2014 ACM SIGSAC conference on computer and communications security*. ACM, 1054–1067.
- [32] Piotr Faliszewski, Edith Hemaspaandra, and Lane A Hemaspaandra. 2009. How hard is bribery in elections? *Journal of Artificial Intelligence Research* 35 (2009), 485–532.
- [33] Giulia Fanti, Vasyl Pihur, and Úlfar Erlingsson. 2016. Building a rappor with the unknown: Privacy-preserving learning of associations and data dictionaries. *Proceedings on Privacy Enhancing Technologies* 2016, 3 (2016), 41–61.
- [34] Atsushi Fujioka, Tatsuaki Okamoto, and Kazuo Ohta. 1992. A practical secret voting scheme for large scale elections. In *International Workshop on the Theory and Application of Cryptographic Techniques*. Springer, 244–251.
- [35] Allan Gibbard et al. 1977. Manipulation of schemes that mix voting with chance. *Econometrica* 45, 3 (1977), 665–681.
- [36] Moritz Hardt and Jonathan Ullman. 2014. Preventing false discovery in interactive data analysis is hard. In *2014 IEEE 55th Annual Symposium on Foundations of Computer Science*. IEEE, 454–463.
- [37] Michael Hay, Vibhor Rastogi, Gerome Miklau, and Dan Suciu. 2010. Boosting the accuracy of differentially private histograms through consistency. *Proceedings of the VLDB Endowment* 3, 1-2 (2010), 1021–1032.
- [38] Martin Hirt. 2010. Receipt-free K-out-of-L voting based on ElGamal encryption. In *Towards Trustworthy Elections*. Springer, 64–82.
- [39] Martin Hirt and Kazuo Sako. 2000. Efficient receipt-free voting based on homomorphic encryption. In *International Conference on the Theory and Applications of Cryptographic Techniques*. Springer, 539–556.
- [40] Prateek Jain, Vivek Kulkarni, Abhradeep Thakurta, and Oliver Williams. 2015. To drop or not to drop: Robustness, consistency and differential privacy properties of dropout. *arXiv preprint arXiv:1503.02031* (2015).
- [41] Peter Kairouz, Keith Bonawitz, and Daniel Ramage. 2016. Discrete Distribution Estimation under Local Privacy. In *International Conference on Machine Learning*. 2436–2444.
- [42] Peter Kairouz, Sewoong Oh, and Pramod Viswanath. 2014. Extremal mechanisms for local differential privacy. In *Advances in neural information processing systems*. 2879–2887.
- [43] Hillol Kargupta, Souptik Datta, Qi Wang, and Krishnamoorthy Sivakumar. 2003. On the Privacy Preserving Properties of Random Data Perturbation Techniques.. In *ICDM*, Vol. 3. Citeseer, 99–106.
- [44] Yusuke Kawamoto and Takao Murakami. 2018. Differentially Private Obfuscation Mechanisms for Hiding Probability Distributions. *arXiv preprint arXiv:1812.00939* (2018).
- [45] Daniel Kifer and Ashwin Machanavajjhala. 2011. No free lunch in data privacy. In *Proceedings of the 2011 ACM SIGMOD International Conference on Management of data*. ACM, 193–204.
- [46] Byoungcheon Lee, Colin Boyd, Ed Dawson, Kwangjo Kim, Jeongmo Yang, and Seungjae Yoo. 2003. Providing receipt-freeness in mixnet-based voting protocols. In *International Conference on Information Security and Cryptology*. Springer, 245–258.
- [47] Chao Li, Michael Hay, Vibhor Rastogi, Gerome Miklau, and Andrew McGregor. 2010. Optimizing linear counting queries under differential privacy. In *Proceedings of the twenty-ninth ACM SIGMOD-SIGACT-SIGART symposium on Principles of database systems*. ACM, 123–134.
- [48] Ninghui Li, Tiancheng Li, and Suresh Venkatasubramanian. 2007. t-closeness: Privacy beyond k-anonymity and l-diversity. In *2007 IEEE 23rd International Conference on Data Engineering*. IEEE, 106–115.
- [49] Ninghui Li, Wahbeh Qardaji, Dong Su, and Jianneng Cao. 2012. Privbasis: Frequent itemset mining with differential privacy. *Proceedings of the VLDB Endowment* 5, 11 (2012), 1340–1351.
- [50] Ashwin Machanavajjhala, Johannes Gehrke, Daniel Kifer, and Muthuramakrishnan Venkatasubramanian. 2006. l-diversity: Privacy beyond k-anonymity. In *22nd International Conference on Data Engineering (ICDE'06)*. IEEE, 24–24.
- [51] Frank McSherry and Kunal Talwar. 2007. Mechanism Design via Differential Privacy.. In *FOCS*, Vol. 7. 94–103.
- [52] Hervé Moulin. 1980. On strategy-proofness and single peakedness. *Public Choice* 35, 4 (1980), 437–455.
- [53] Yi Mu and Vijay Varadharajan. 1998. Anonymous secure e-voting over a network. In *Proceedings 14th Annual Computer Security Applications Conference (Cat. No. 98EX217)*. IEEE, 293–299.
- [54] Thông T Nguyễn, Xiaokui Xiao, Yin Yang, Siu Cheung Hui, Hyejin Shin, and Junbum Shin. 2016. Collecting and analyzing data from smart device users with local differential privacy. *arXiv preprint arXiv:1606.05053* (2016).
- [55] Choonsik Park, Kazutomo Itoh, and Kaoru Kurosawa. 1993. Efficient anonymous channel and all/nothing election scheme. In *Workshop on the Theory and*

- Application of Cryptographic Techniques*. Springer, 248–259.
- [56] Kun Peng, Riza Aditya, Colin Boyd, Ed Dawson, and Byoungcheon Lee. 2004. Multiplicative homomorphic e-voting. In *International Conference on Cryptology in India*. Springer, 61–72.
 - [57] Ariel D Procaccia and Jeffrey S Rosenschein. 2007. Junta distributions and the average-case complexity of manipulating elections. *Journal of Artificial Intelligence Research* 28 (2007), 157–181.
 - [58] Zhan Qin, Yin Yang, Ting Yu, Issa Khalil, Xiaokui Xiao, and Kui Ren. 2016. Heavy hitter estimation over set-valued data with local differential privacy. In *Proceedings of the 2016 ACM SIGSAC Conference on Computer and Communications Security*. ACM, 192–203.
 - [59] Benjamin Reilly. 2002. Social choice in the south seas: Electoral innovation and the borda count in the pacific island countries. *International Political Science Review* 23, 4 (2002), 355–372.
 - [60] Peter YA Ryan. 2008. Prêt à Voter with Paillier encryption. *Mathematical and Computer Modelling* 48, 9-10 (2008), 1646–1662.
 - [61] Thomas Steinke and Jonathan Ullman. 2017. Tight lower bounds for differentially private selection. In *2017 IEEE 58th Annual Symposium on Foundations of Computer Science (FOCS)*. IEEE, 552–563.
 - [62] Latanya Sweeney. 2002. k-anonymity: A model for protecting privacy. *International Journal of Uncertainty, Fuzziness and Knowledge-Based Systems* 10, 05 (2002), 557–570.
 - [63] Jun Tang, Aleksandra Korolova, Xiaolong Bai, Xueqiang Wang, and Xiaofeng Wang. 2017. Privacy loss in Apple’s implementation of differential privacy on MacOS 10.12. *arXiv preprint arXiv:1709.02753* (2017).
 - [64] Abhradeep Guha Thakurta, Andrew H Vyrros, Umesh S Vaishampayan, Gaurav Kapoor, Julien Freudiger, Vivek Rangarajan Sridhar, and Doug Davidson. 2019. Learning new words. US Patent App. 16/159,473.
 - [65] Abhradeep Guha Thakurta, Andrew H Vyrros, Umesh S Vaishampayan, Gaurav Kapoor, Julien Freudinger, Vipul Ved Prakash, Arnaud Legendre, and Steven Duplinsky. 2017. Emoji frequency detection and deep link frequency. US Patent 9,705,908.
 - [66] Jonathan Ullman. 2018. Tight lower bounds for locally differentially private selection. *arXiv preprint arXiv:1802.02638* (2018).
 - [67] Paul Voigt and Axel Von dem Bussche. 2017. The EU General Data Protection Regulation (GDPR). *A Practical Guide, 1st Ed., Cham: Springer International Publishing* (2017).
 - [68] Ning Wang, Xiaokui Xiao, Yin Yang, Jun Zhao, Siu Cheung Hui, Hyejin Shin, Junbum Shin, and Ge Yu. 2019. Collecting and Analyzing Multidimensional Data with Local Differential Privacy. In *Proceedings of IEEE ICDE*.
 - [69] Shaowei Wang, Liusheng Huang, Yiwen Nie, Pengzhan Wang, Hongli Xu, and Wei Yang. 2018. PrivSet: Set-Valued Data Analyses with Local Differential Privacy. In *IEEE INFOCOM 2018-IEEE Conference on Computer Communications*. IEEE, 1088–1096.
 - [70] Stanley L Warner. 1965. Randomized response: A survey technique for eliminating evasive answer bias. *J. Amer. Statist. Assoc.* 60, 309 (1965), 63–69.
 - [71] Zhe Xia, Steve A Schneider, James Heather, and Jacques Traoré. 2008. Analysis, Improvement, and Simplification of Prêt à Voter with Paillier Encryption.. In *EVT’08 Proceedings of the Conference on Electronic Voting Technology*.
 - [72] Jia Xu, Zhenjie Zhang, Xiaokui Xiao, Yin Yang, Ge Yu, and Marianne Winslett. 2013. Differentially private histogram publication. *The VLDB Journal* 22, 6 (2013), 797–822.
 - [73] Zhikun Zhang, Tianhao Wang, Ninghui Li, Shibo He, and Jiming Chen. 2018. Calm: Consistent adaptive local marginal for marginal release under local differential privacy. In *Proceedings of the 2018 ACM SIGSAC Conference on Computer and Communications Security*. ACM, 212–229.
 - [74] Quanyu Zhao and Yining Liu. 2016. E-Voting scheme using secret sharing and k-anonymity. In *International Conference on Broadband and Wireless Computing, Communication and Applications*. Springer, 893–900.

10 APPENDICES

10.1 Proof of Lemma 5.2

PROOF. We first prove that the numerical vector $\frac{(\sqrt{\exp(\epsilon)}+1) \cdot \tilde{B}-1}{\sqrt{\exp(\epsilon)}-1}$ is an unbiased estimation of the binary vector B . Considering an element \tilde{B}_j in \tilde{B} , we have:

$$\begin{aligned} & \mathbb{E}\left[\frac{(\sqrt{\exp(\epsilon)}+1) \cdot \tilde{B}_j - 1}{\sqrt{\exp(\epsilon)}-1}\right] \\ &= \frac{\sqrt{\exp(\epsilon)}}{\sqrt{\exp(\epsilon)}+1} \cdot \frac{(\sqrt{\exp(\epsilon)}+1) \cdot B_j - 1}{\sqrt{\exp(\epsilon)}-1} + \\ &+ \frac{1}{\sqrt{\exp(\epsilon)}+1} \cdot \frac{-(\sqrt{\exp(\epsilon)}+1) \cdot B_j + \sqrt{\exp(\epsilon)}}{\sqrt{\exp(\epsilon)}-1} \quad (2) \\ &= \frac{(\sqrt{\exp(\epsilon)}-1) \cdot (\sqrt{\exp(\epsilon)}+1) \cdot B_j}{(\sqrt{\exp(\epsilon)}+1) \cdot (\sqrt{\exp(\epsilon)}-1)} \\ &= B_j. \end{aligned}$$

Next, we want to prove that the vector $B \cdot \frac{\mathbf{w}_{j^*}-c}{m_j} + c$ is an unbiased estimation of the scored vote v_j defined by π as $v_{\pi_j} = \mathbf{w}_j$. Denote a vector B having only the j^* -th bit being 1 as $B^{[j^*]}$, by the definition of the vector B at line 9 and 10, we have:

$$\sum_{j^* \in [1, d]} \mathbf{w}_{j^*} \cdot B^{[\pi_{j^*}]} = \sum_{j^* \in [1, d]} v_{\pi_{j^*}} \cdot B^{[\pi_{j^*}]} = v.$$

Consequently, we have:

$$\begin{aligned} & \mathbb{E}\left[B \cdot \frac{\mathbf{w}_{j^*}-c}{m_j} + c\right] \\ &= \sum_{j^* \in [1, d]} m_{j^*} \cdot (B^{[\pi_{j^*}]} \cdot \frac{\mathbf{w}_{j^*}-c}{m_{j^*}} + c) \quad (3) \\ &= \left(\sum_{j^* \in [1, d]} \mathbf{w}_{j^*} \cdot B^{[\pi_{j^*}]}\right) - \left(\sum_{j^* \in [1, d]} B^{[\pi_{j^*}]} \cdot c\right) + c \\ &= v - c + c = v. \end{aligned}$$

Combining unbiasedness results of the randomized response sub-procedures in Equation 2 and the weighted sampling sub-procedure in Equation 2, we conclude that the \tilde{v}_j at line 19 is an unbiased estimation of v_j . \square

10.2 Proof of Lemma 5.3

PROOF. According to the score estimator's definition in Equation 1 and the independence of each \tilde{v} and the unbiasedness of \tilde{v} in Lemma 3, we have:

$$\begin{aligned} \mathbb{E}[|\tilde{\theta} - \theta|_2^2] &= \mathbb{E}\left[\frac{1}{n} \sum_{i \in [1, n]} \tilde{v}^{(i)} - \frac{1}{n} \sum_{i \in [1, n]} v^{(i)}\right]_2^2 \\ &= \frac{1}{n^2} \sum_{i \in [1, n]} \mathbb{E}[|\tilde{v}^{(i)} - v^{(i)}|_2^2] = \frac{1}{n^2} \sum_{j \in [1, d]} \mathbb{E}[(\tilde{v}_{\pi_j})^2] - (v_{\pi_j})^2. \quad (4) \end{aligned}$$

Consider the score estimator \tilde{v}_{π_j} of the j -th rank candidate C_{π_j} in a vote π , according to sampling strategy, the binary value B_{π_j} has probability m_j of being 1 (which happens when $j^* = j$) and has probability $1 - m_j$ of being 0. Further according to the rule of binary randomized response on B_{π_j} , the randomized bit \hat{B}_{π_j} has probability

$\frac{\sqrt{\exp(\epsilon)}}{\sqrt{\exp(\epsilon)}+1}$ of being 1 when $j^* = j$ and has probability $\frac{1}{\sqrt{\exp(\epsilon)}+1}$ of being 1 when $j^* \neq j$. Separately considering the random rank j^* , we have

$$\begin{aligned} & \mathbb{E}[(\tilde{v}_{\pi_j})^2] \\ &= \sum_{j^* \in [1, d]} m_{j^*} \left(\frac{[j^* = j] \sqrt{e^\epsilon}}{\sqrt{e^\epsilon} + 1} + \frac{[j^* \neq j]}{\sqrt{e^\epsilon} + 1} \right) \left(\frac{\sqrt{e^\epsilon}}{\sqrt{e^\epsilon} - 1} \cdot \frac{\mathbf{w}_{j^*} - c}{m_{j^*}} + c \right)^2 \\ &+ \sum_{j^* \in [1, d]} m_{j^*} \left(\frac{[j^* = j]}{\sqrt{e^\epsilon} + 1} + \frac{[j^* \neq j] \sqrt{e^\epsilon}}{\sqrt{e^\epsilon} + 1} \right) \left(\frac{-1}{\sqrt{e^\epsilon} - 1} \cdot \frac{\mathbf{w}_{j^*} - c}{m_{j^*}} + c \right)^2, \end{aligned}$$

summarizing over $j \in [1, d]$, we then have:

$$\begin{aligned} & \sum_{j \in [1, d]} \mathbb{E}[(\tilde{v}_{\pi_j})^2] \\ &= \sum_{j^* \in [1, d]} m_{j^*} \frac{\sqrt{e^\epsilon} + d - 1}{\sqrt{e^\epsilon} + 1} \left(\frac{\sqrt{e^\epsilon}}{\sqrt{e^\epsilon} - 1} \cdot \frac{\mathbf{w}_{j^*} - c}{m_{j^*}} + c \right)^2 \\ &+ \sum_{j^* \in [1, d]} m_{j^*} \frac{1 + (d-1)\sqrt{e^\epsilon}}{\sqrt{e^\epsilon} + 1} \left(\frac{-1}{\sqrt{e^\epsilon} - 1} \cdot \frac{\mathbf{w}_{j^*} - c}{m_{j^*}} + c \right)^2 \\ &= \frac{e^\epsilon + d \cdot \sqrt{e^\epsilon} - 2 \cdot \sqrt{e^\epsilon} + 1}{(\sqrt{e^\epsilon} - 1)^2} \sum_{j^* \in [1, d]} \frac{(\mathbf{w}_{j^*} - c)^2}{m_{j^*}} + \sum_{j^* \in [1, d]} \mathbf{w}_{j^*}^2. \quad (5) \end{aligned}$$

Combining results of Equation 5 and Equation 4, we have:

$$\mathbb{E}[|\tilde{\theta} - \theta|_2^2] = \frac{1}{n} \left(1 + \frac{d\sqrt{e^\epsilon}}{(\sqrt{e^\epsilon} - 1)^2} \right) \sum_{j \in [1, d]} \frac{(\mathbf{w}_j - c)^2}{m_j}. \quad (6)$$

\square

10.3 Lemma 10.1 on risk bounds of weighted sampling mechanism

LEMMA 10.1. The manipulation risks of weighted sampling mechanism with sampling masses \mathbf{m} and intercept constant c are:

$$\begin{aligned} risk_{MM} &= \frac{d}{n} \max_{j \in [1, d]} \max \left[\left| \frac{-1}{\sqrt{e^\epsilon} - 1} \cdot \frac{\mathbf{w}_j - c}{m_j} + c \right|, \left| \frac{\sqrt{e^\epsilon}}{\sqrt{e^\epsilon} - 1} \cdot \frac{\mathbf{w}_j - c}{m_j} + c \right| \right]; \\ risk_{EM} &= \frac{\sum_{j \in [1, d]} m_j [(\sqrt{e^\epsilon} + d - 1)t_j + (\sqrt{e^\epsilon}(d - 1) + 1)f_j]}{n \cdot (\sqrt{e^\epsilon} + 1)}; \\ risk_{DD} &= d \left(\max_{j^* \in [1, d], \hat{B}_j \in [0, 1]} g_{j^*, \hat{B}_j} - \min_{j^* \in [1, d], \hat{B}_j \in [0, 1]} g_{j^*, \hat{B}_j} \right). \end{aligned}$$

Where t_j denotes $\left| \frac{\sqrt{e^\epsilon}}{\sqrt{e^\epsilon} - 1} \cdot \frac{\mathbf{w}_j - c}{m_j} + c \right|$, f_j denotes $\left| \frac{-1}{\sqrt{e^\epsilon} - 1} \cdot \frac{\mathbf{w}_j - c}{m_j} + c \right|$ and g_{j^*, \hat{B}_j} denotes $\frac{[\hat{B}_j=1]\sqrt{e^\epsilon} - [\hat{B}_j=0]}{\sqrt{e^\epsilon} - 1} \cdot \frac{\mathbf{w}_{j^*} - c}{m_{j^*}}$.

PROOF. The proof contains three parts, each part deals with one of the risks in the theorem.

Part 1 on risk_{MM}: Recall that the maximum is taken over all possible $j^* \in [1, d]$ and $\hat{B} \in [0, 1]^d$. For a given rank j^* , apparently the maximum is achieved when \hat{B} is either $[0]^d$ or $[1]^d$, hence we have the result. Additionally, when the intercept value c is no less than 0, the results can be trimmed to $\frac{d}{n} \max_{j \in [1, d]} \left| \frac{\sqrt{e^\epsilon}}{\sqrt{e^\epsilon} - 1} \cdot \frac{\mathbf{w}_j - c}{m_j} + c \right|$.

Part 2 on risk_{EM}: Consider the conditional expectation $\mathbb{E}\left[\frac{|\tilde{v}|_1}{n} | j^*\right]$ given rank j^* , by the randomization subprocedure of binary randomized response, the randomized vector $\hat{B} = [0, 1]^d$ expectedly

has $\frac{\sqrt{e^\epsilon}+d-1}{\sqrt{e^\epsilon}+1}$ ones and $\frac{\sqrt{e^\epsilon}(d-1)+1}{\sqrt{e^\epsilon}+1}$ zeros. When \hat{B}_j is 1, one element $|\tilde{v}_j|$ is $|\frac{\sqrt{e^\epsilon}}{\sqrt{e^\epsilon}-1} \cdot \frac{w_{j^*}-c}{m_{j^*}} + c|$; when \hat{B}_j is 0, one element $|\tilde{v}_j|$ is $|\frac{-1}{\sqrt{e^\epsilon}-1} \cdot \frac{w_{j^*}-c}{m_{j^*}} + c|$. Consequently we have the result.

Part 3 on risk_{DD}: Consider one element j , we have $\max |\tilde{v}_j - \tilde{v}'_j|_1$ as follows:

$$\max \left| \frac{[\hat{B}_j=1]\sqrt{e^\epsilon} - [\hat{B}_j=0]}{\sqrt{e^\epsilon}-1} \cdot \frac{w_{j^*}-c}{m_{j^*}} - \frac{[\hat{B}'_j=1]\sqrt{e^\epsilon} - [\hat{B}'_j=0]}{\sqrt{e^\epsilon}-1} \cdot \frac{w_{j^*}-c}{m_{j^*}} \right|,$$

for any $j^*, j^+ \in [1, d]$, $\hat{B}_j, \hat{B}'_j \in [0, 1]$. Due to symmetry, the former formula is equivalent to: $\max_{j^* \in [1, d], \hat{B}_j \in [0, 1]} \frac{[\hat{B}_j=1]\sqrt{e^\epsilon} - [\hat{B}_j=0]}{\sqrt{e^\epsilon}-1} \cdot \frac{w_{j^*}-c}{m_{j^*}} - \min_{j^* \in [1, d], \hat{B}_j \in [0, 1]} \frac{[\hat{B}_j=1]\sqrt{e^\epsilon} - [\hat{B}_j=0]}{\sqrt{e^\epsilon}-1} \cdot \frac{w_{j^*}-c}{m_{j^*}}$, hence we have the result. \square

10.4 Proof of Theorem 5.5

PROOF. The proof contains three parts, each part deals with one of the risks in the theorem.

Part 1 on risk_{MM}: With the given sampling masses \mathbf{m} and interception value c , we can derive that $\frac{w_{j^*}-c}{m_{j^*}}$ is either $\Omega_{\mathbf{w}}$, $-\Omega_{\mathbf{w}}$ or 0, then we have the risk_{MM} as follows:

$$\frac{d}{n} \max \left[\left| \frac{-\sqrt{e^\epsilon}\Omega_{\mathbf{w}}}{\sqrt{e^\epsilon}-1} + c \right|, \left| \frac{\sqrt{e^\epsilon}\Omega_{\mathbf{w}}}{\sqrt{e^\epsilon}-1} + c \right|, \left| \frac{\Omega_{\mathbf{w}}}{\sqrt{e^\epsilon}-1} + c \right|, \left| \frac{-\Omega_{\mathbf{w}}}{\sqrt{e^\epsilon}-1} + c \right| \right].$$

Since $\sqrt{e^\epsilon} > 1$, hence $\max \left[\left| \frac{-\sqrt{e^\epsilon}\Omega_{\mathbf{w}}}{\sqrt{e^\epsilon}-1} + c \right|, \left| \frac{\sqrt{e^\epsilon}\Omega_{\mathbf{w}}}{\sqrt{e^\epsilon}-1} + c \right| \right]$ is no less than $\max \left[\left| \frac{\Omega_{\mathbf{w}}}{\sqrt{e^\epsilon}-1} + c \right|, \left| \frac{-\Omega_{\mathbf{w}}}{\sqrt{e^\epsilon}-1} + c \right| \right]$, consequently we have the final results.

Part 2 on risk_{EM}: When $w_j > c$, the $|\frac{\sqrt{e^\epsilon}}{\sqrt{e^\epsilon}-1} \cdot \frac{w_{j^*}-c}{m_{j^*}} + c|$ equals to t'_+ , and the $|\frac{-1}{\sqrt{e^\epsilon}-1} \cdot \frac{w_{j^*}-c}{m_{j^*}} + c|$ equals to the f'_+ ; When $w_j < c$, the $|\frac{\sqrt{e^\epsilon}}{\sqrt{e^\epsilon}-1} \cdot \frac{w_{j^*}-c}{m_{j^*}} + c|$ equals to t'_- , and the $|\frac{-1}{\sqrt{e^\epsilon}-1} \cdot \frac{w_{j^*}-c}{m_{j^*}} + c|$ equals to f'_- . Consequently we have the final results.

Part 3 on risk_{DD}: Recall that $g_{j^*, \hat{B}_j} = \frac{[\hat{B}_j=1]\sqrt{e^\epsilon} - [\hat{B}_j=0]}{\sqrt{e^\epsilon}-1} \cdot \frac{w_{j^*}-c}{m_{j^*}}$, where $\frac{w_{j^*}-c}{m_{j^*}}$ is either $\Omega_{\mathbf{w}}$, $-\Omega_{\mathbf{w}}$ or 0. When $\Omega_{\mathbf{w}} > 0$, the value of $\frac{w_{j^*}-c}{m_{j^*}}$ enumerates $[\Omega_{\mathbf{w}}, -\Omega_{\mathbf{w}}]$, further because $\sqrt{e^\epsilon} > 1$, we have:

$$\max_{j^* \in [1, d], \hat{B}_j \in [0, 1]} g_{j^*, \hat{B}_j} = \frac{\sqrt{e^\epsilon}}{\sqrt{e^\epsilon}-1} \Omega_{\mathbf{w}};$$

$$\min_{j^* \in [1, d], \hat{B}_j \in [0, 1]} g_{j^*, \hat{B}_j} = -\frac{\sqrt{e^\epsilon}}{\sqrt{e^\epsilon}-1} \Omega_{\mathbf{w}}.$$

Consequently we have the final results. \square

10.5 Proof of Theorem 6.2

PROOF. Since \tilde{v} is mapped from S , to prove the private view \tilde{v} satisfies ϵ -LDP, it's enough to show that the intermediate view S satisfies ϵ -LDP.

Firstly we need to prove $\Pr[S|v]$ is a valid probability distribution, that is $\Pr[S|v] \geq 0.0$ and $\sum_{S \in C^k} \Pr[S|v] = 1.0$ hold for any input $v \in \mathcal{D}_v$. Since $\sum_{C_{j'} \in S} v_{j'} \geq \mathbf{w}_{\min}^k$, we have $\Phi > 0$ and hence

$\Pr[S|v] \geq 0.0$. Now consider $\sum_{S \in C^k} \Pr[S|v]$, we have:

$$\begin{aligned} & \frac{\binom{d}{k}}{\Phi} + \sum_{S \in C^k} \sum_{C_{j'} \in S} \frac{v_{j'} - \mathbf{w}_{\min}^k}{\mathbf{w}_{\max}^k - \mathbf{w}_{\min}^k} \cdot \frac{\exp(\epsilon) - 1}{\Phi} \\ &= \frac{\binom{d}{k}}{\Phi} + \binom{d-1}{k-1} \sum_{C_{j'} \in C} \frac{v_{j'} - \mathbf{w}_{\min}^k}{\mathbf{w}_{\max}^k - \mathbf{w}_{\min}^k} \cdot \frac{\exp(\epsilon) - 1}{\Phi} \\ &= \frac{\binom{d}{k}}{\Phi} + \binom{d-1}{k-1} \frac{\sum_{j \in [1, d]} w_j - \mathbf{w}_{\min}^k}{\mathbf{w}_{\max}^k - \mathbf{w}_{\min}^k} \cdot \frac{\exp(\epsilon) - 1}{\Phi} \\ &= \frac{1}{\Phi} \binom{d}{k} \cdot \left(\frac{\sum_{j \in [1, d]} w_j - \mathbf{w}_{\min}^k}{\mathbf{w}_{\max}^k - \mathbf{w}_{\min}^k} \cdot (e^\epsilon - 1) + 1 \right) = 1. \end{aligned}$$

Secondly for any paired inputs $v, v' \in \mathcal{D}_v$ and any output values $S \in C^k$, we have:

$$\begin{aligned} \frac{\Pr[S|v]}{\Pr[S|v']} &\leq \frac{\max_{S \in C^k} \Pr[S|v]}{\min_{S \in C^k} \Pr[S|v']} \\ &\leq \left(\frac{\mathbf{w}_{\max}^k - \mathbf{w}_{\min}^k}{\mathbf{w}_{\max}^k - \mathbf{w}_{\min}^k} \cdot \frac{e^\epsilon - 1}{\Phi} + \frac{1}{\Phi} \right) / \left(\frac{\mathbf{w}_{\min}^k - \mathbf{w}_{\min}^k}{\mathbf{w}_{\max}^k - \mathbf{w}_{\min}^k} \cdot \frac{e^\epsilon - 1}{\Phi} + \frac{1}{\Phi} \right) \\ &\leq \exp(\epsilon). \end{aligned}$$

\square

10.6 Algorithm of additive mechanism

The algorithm implementation 3 for additive mechanism (in Definition 6.1) contains a core procedure: *additive_select*, which recursively select a top ranking position j^* from remaining positions $[1, d]$ (see Algorithm 4). The relative weights z_j in the algorithm are proportional to the probability that the candidate C_j will show in the private view S .

Algorithm 3 Additive mechanism

Input: A vote π , privacy budget ϵ , voting rule's score vector \mathbf{w} and parameter k .

Output: An unbiased private view $\tilde{v} \in \mathbb{R}^d$ that satisfies ϵ -LDP.

- 1: \triangleright Select k ranking positions
 - 2: **for** $j \in [1, d]$ **do**
 - 3: \triangleright Compute weights of presence for a ranking position
 - 4: $z_j \leftarrow \frac{w_j - \mathbf{w}_{\min}^k/k}{\mathbf{w}_{\max}^k - \mathbf{w}_{\min}^k} \cdot (e^\epsilon - 1) + \frac{1}{k}$
 - 5: **end for**
 - 6: $T \leftarrow \text{additive_select}(d, k, z)$
 - 7: \triangleright Deriving unbiased estimator
 - 8: $S \leftarrow \{\pi_j \mid j \in T\}$
 - 9: **for** $j \in [1, d]$ **do**
 - 10: $\tilde{v}_j \leftarrow [C_j \in S] \cdot a_k - b_k$
 - 11: **end for**
 - 12: **return** $\tilde{v} = \{\tilde{v}_1, \tilde{v}_2, \dots, \tilde{v}_d\}$
-

Algorithm 4 additive_select(d, k, \mathbf{w})

Input: The number of positions d , parameter k , and positions' weights \mathbf{z} .

Output: k ranking positions $T \subseteq [1, d]$.

```

1:  $\triangleright$  Compute probabilities of  $p_j = \Pr[\min(T) = j]$ 
2: for  $j \in [1, d - k + 1]$  do
3:    $p_j \leftarrow \binom{d-j}{k-1} \cdot (z_j + (\sum_{j' \in [j+1, d]} z_{j'} - z_j) \frac{k-1}{d-j})$ 
4: end for
5:  $\triangleright$  Select a minimum rank  $j^*$ 
6:  $j^* \leftarrow 0$ 
7: while  $r \geq 0.0$  do
8:    $j^* \leftarrow j^* + 1$ 
9:    $r \leftarrow r - \frac{p_{j^*}}{\sum_{j \in [1, d]} p_{j^*}}$ 
10: end while
11: for  $j \in [j^* + 1, d]$  do
12:    $z'_{j-j^*} = w_j + \frac{z_{j^*}}{k-1}$ 
13: end for
14:  $\triangleright$  Recursively select  $k - 1$  ranking positions
15:  $T' = \text{additive\_select}(d - j^*, k - 1, \mathbf{z}')$ 
16: return  $T = \{j^*\} \cup \{j + j^* \mid j \in T'\}$ 

```

10.7 Additional experimental results of varying number of voters

Results of maximum absolute error and loss of winner error under the Borda rule with $n = 1000$ votes are demonstrated in Figures 12 and 13 respectively. The maximum absolute error and loss of winner error results under the Borda rule with $n = 100000$ votes are demonstrated in Figures 14 and 15 respectively.

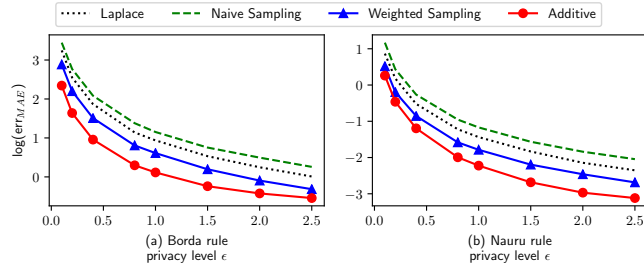


Figure 12: Maximum absolute error under Borda and Nauru rules over 8 candidates with 1000 voters.

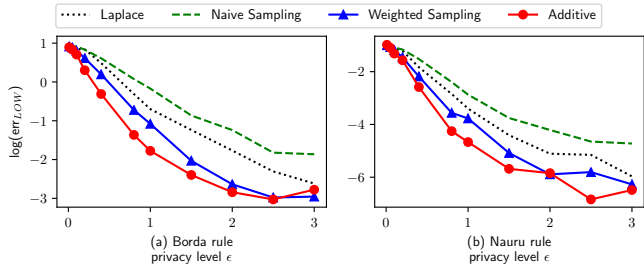


Figure 13: Loss of winner error under Borda and Nauru rules over 8 candidates with 1000 voters.

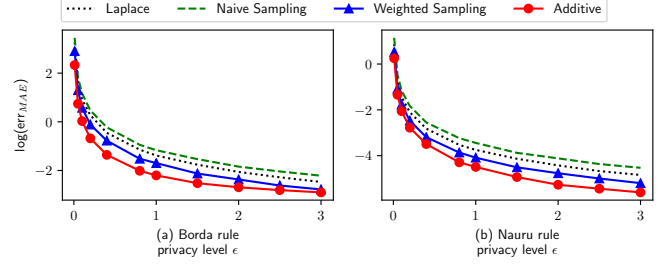


Figure 14: Maximum absolute error under Borda and Nauru rules over 8 candidates with 100000 voters.

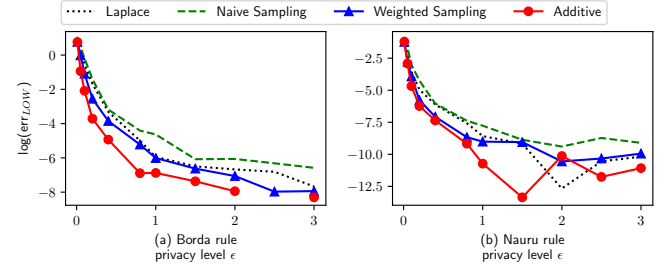


Figure 15: Loss of winner error under Borda and Nauru rules over 8 candidates with 100000 voters.

10.8 Additional experimental results of varying number of candidates

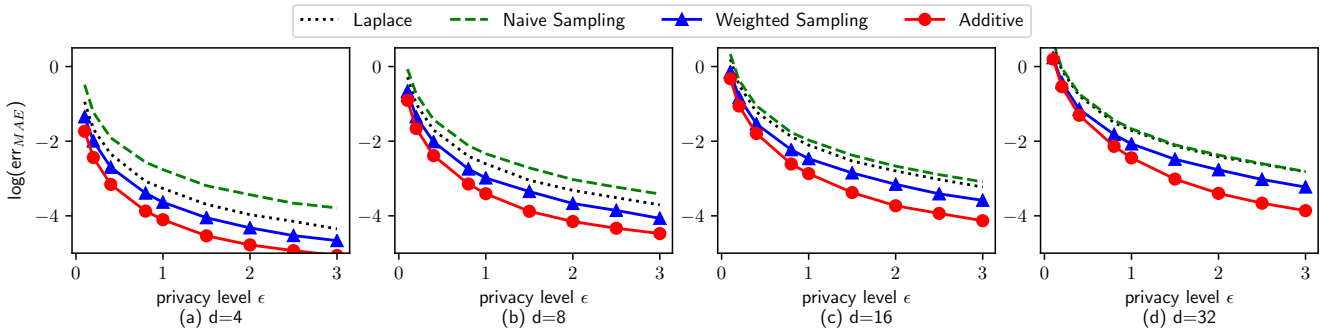
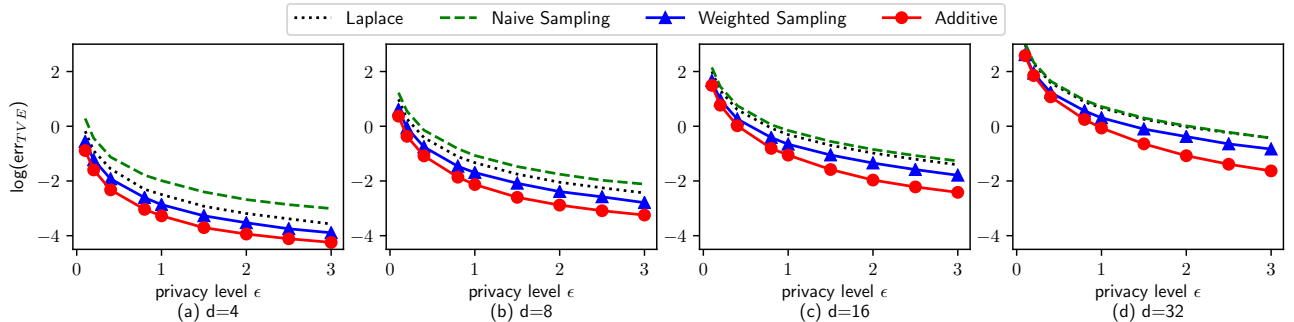
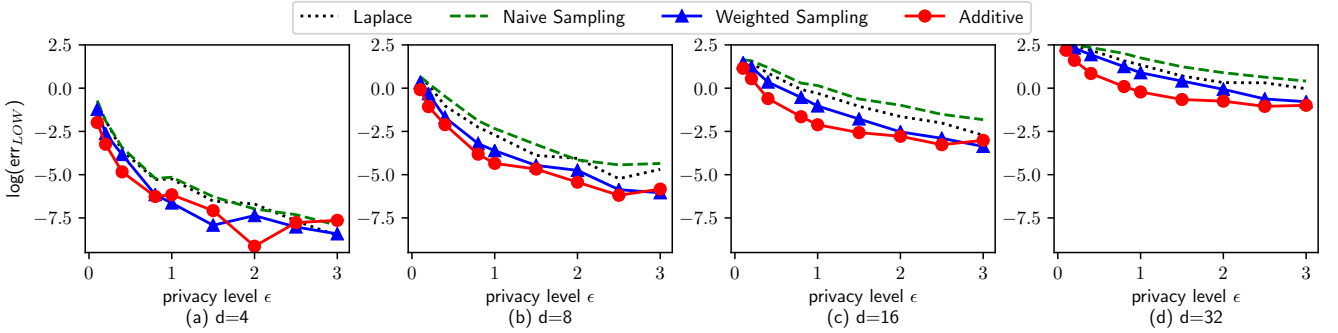
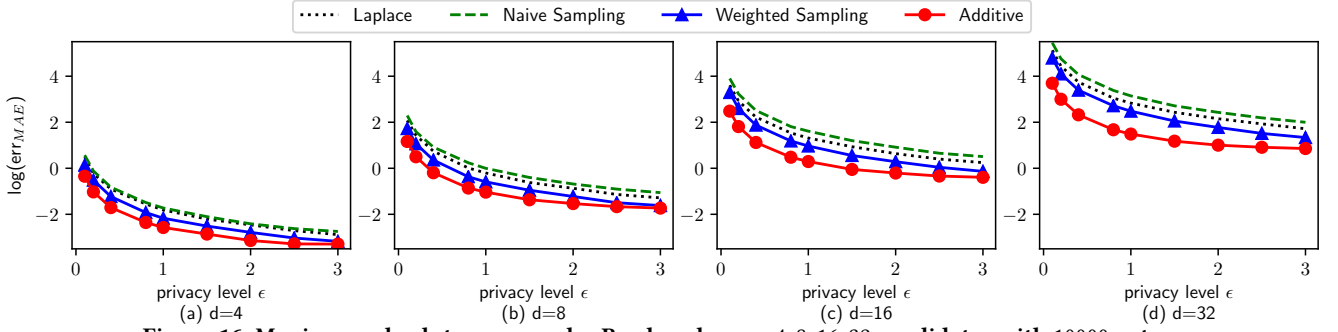
Results of maximum absolute error and loss of winner error under the Borda rule with varying number of candidates are demonstrated in Figures 16 and 17 respectively. The total variation error, maximum absolute error, accuracy of winner and loss of winner error results under the Nauru rule with varying number of candidates are demonstrated in Figures 18, 19, 20 and 21 respectively.

10.9 Additional experimental results of data amplification attacks

Results of maximum absolute error, accuracy of winner and loss of winner error under the Nauru rule with varying number of adversarial votes are demonstrated in Figures 22, 23 and 24 respectively. The total variation error, maximum absolute error, accuracy of winner and loss of winner error results under the Nauru rule with varying number of adversarial votes are demonstrated in Figures 25, 26, 27 and 28 respectively.

10.10 Additional experimental results of view disguise attacks

Results of maximum absolute error, accuracy of winner and loss of winner error under the Nauru rule with varying number of adversarial private views are demonstrated in Figures 29, 30 and 31 respectively. The total variation error, maximum absolute error, accuracy of winner and loss of winner error results under the Nauru rule with varying number of adversarial votes are demonstrated in Figures 32, 33, 34 and 35 respectively.



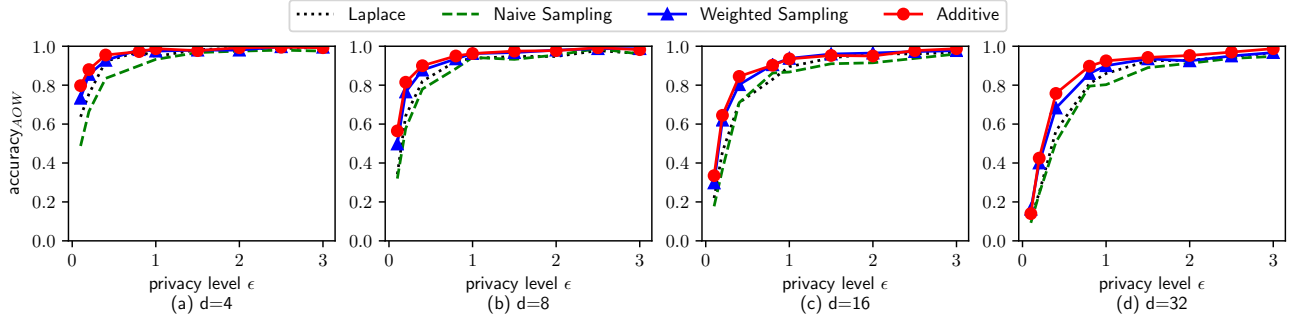


Figure 20: Accuracy of winner under Nauru rule over 4, 8, 16, 32 candidates with 10000 voters.

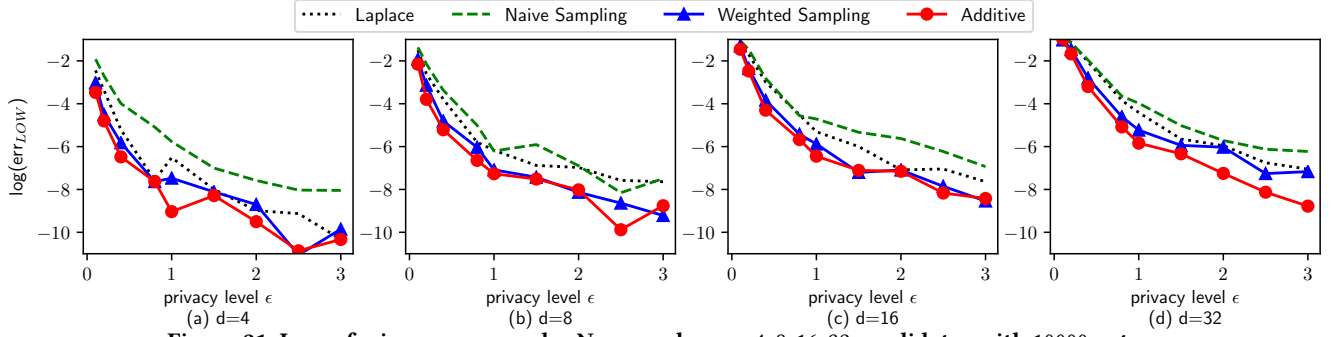


Figure 21: Loss of winner error under Nauru rule over 4, 8, 16, 32 candidates with 10000 voters.

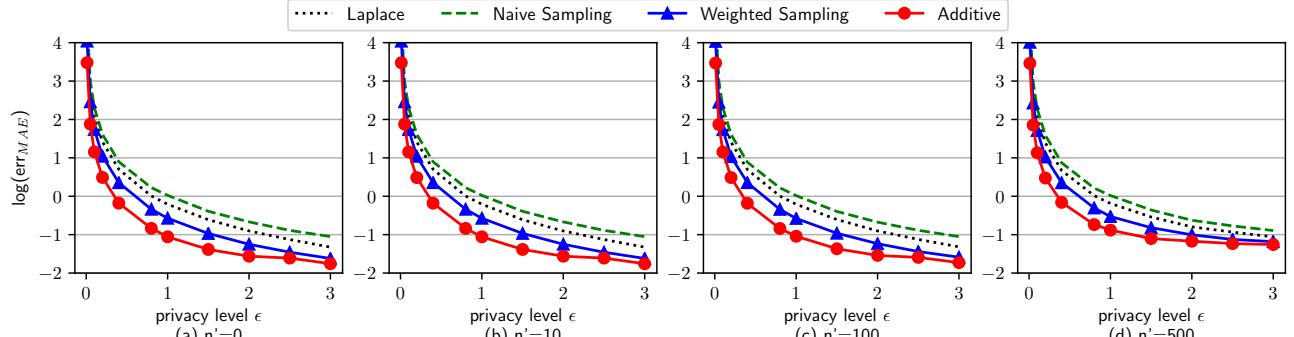


Figure 22: Maximum absolute error under Borda rule with 10000 honest voters and $n' = 0, 10, 100, 500$ adversarial votes

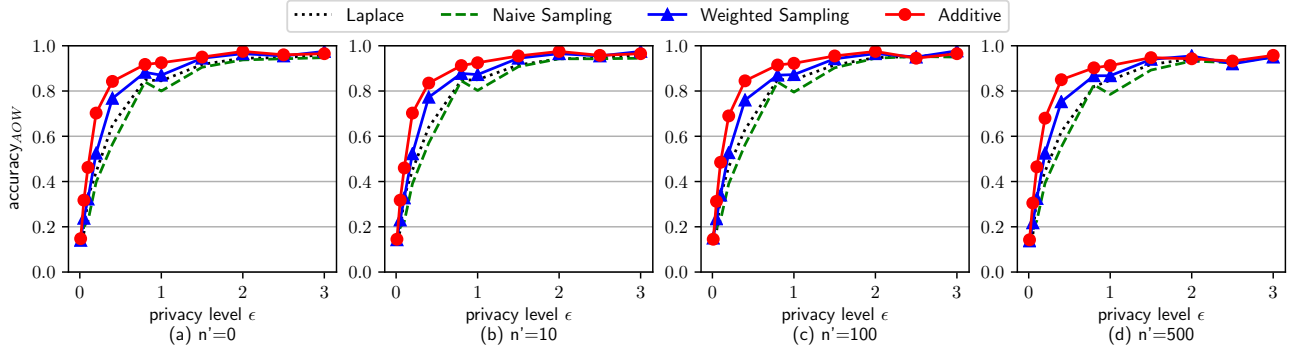


Figure 23: Accuracy of winner under Borda rule with 10000 honest voters and $n' = 0, 10, 100, 500$ adversarial votes.

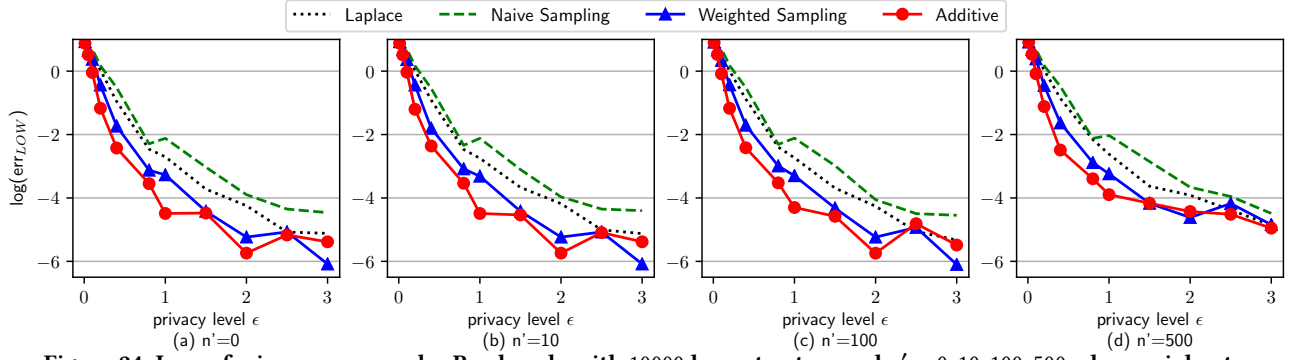


Figure 24: Loss of winner error under Borda rule with 10000 honest voters and $n' = 0, 10, 100, 500$ adversarial votes

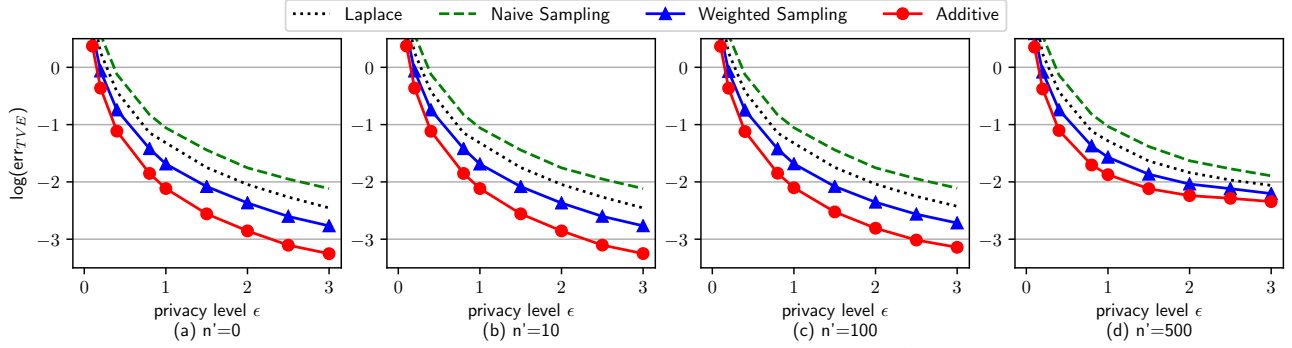


Figure 25: Total variation error under Nauru rule with 10000 honest voters and $n' = 0, 10, 100, 500$ adversarial votes.

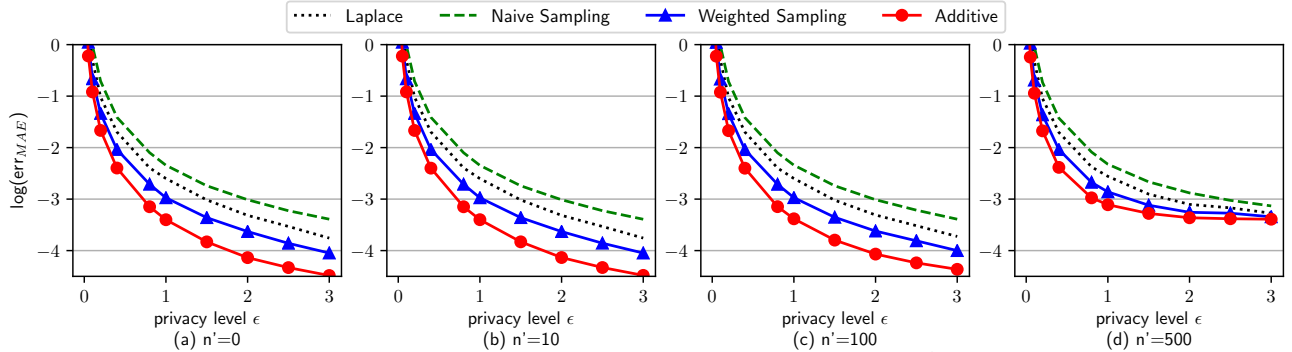


Figure 26: Maximum absolute error under Nauru rule with 10000 honest voters and $n' = 0, 10, 100, 500$ adversarial votes

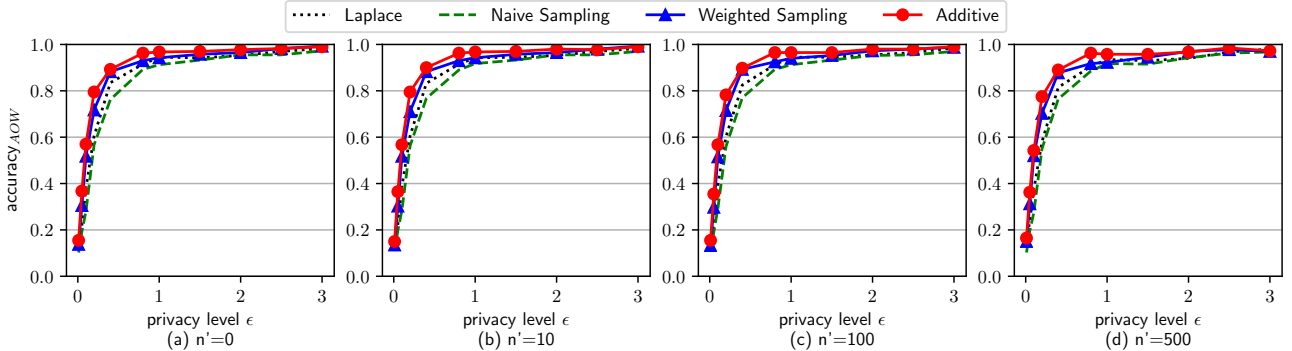


Figure 27: Accuracy of winner under Nauru rule with 10000 honest voters and $n' = 0, 10, 100, 500$ adversarial votes.

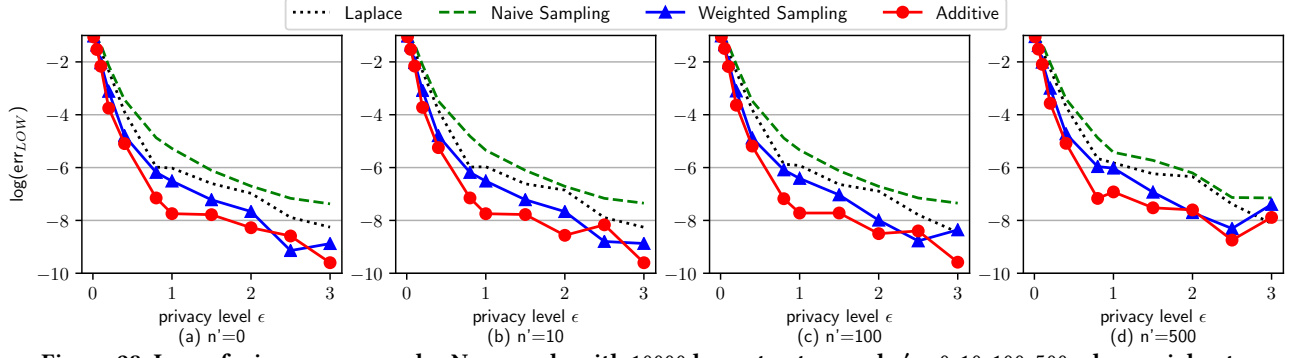


Figure 28: Loss of winner error under Nauru rule with 10000 honest voters and $n' = 0, 10, 100, 500$ adversarial votes

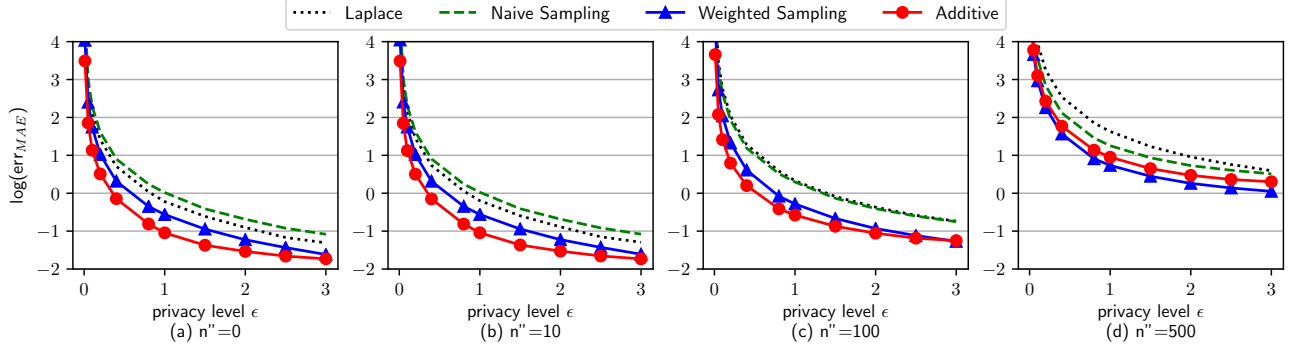


Figure 29: Maximum absolute error under Borda rule with 10000 honest voters and $n' = 0, 10, 100, 500$ adversarial private views.

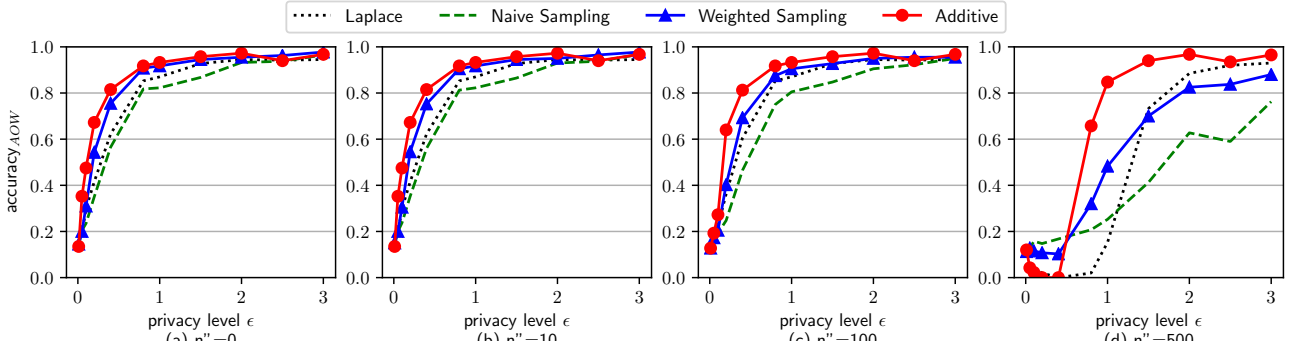


Figure 30: Accuracy of winner under Borda rule with 10000 honest voters and $n' = 0, 10, 100, 500$ adversarial private views.

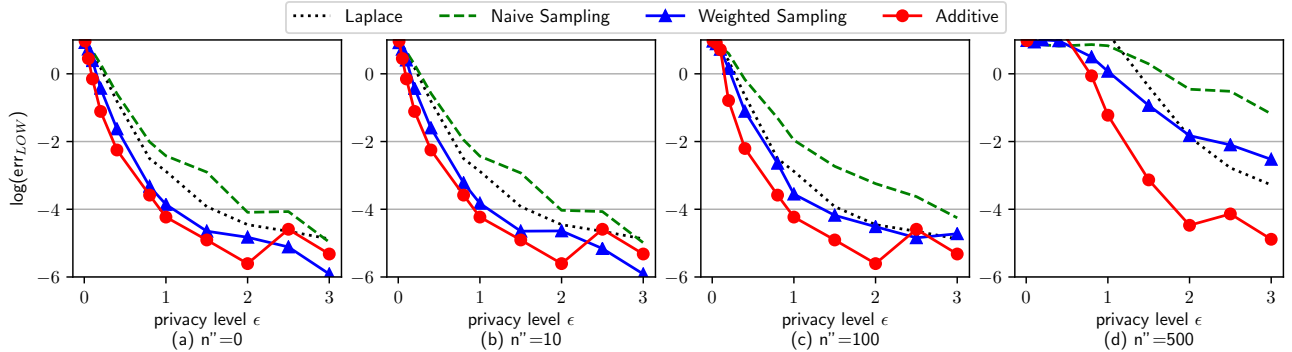


Figure 31: Loss of winner error under Borda rule with 10000 honest voters and $n' = 0, 10, 100, 500$ adversarial private views.

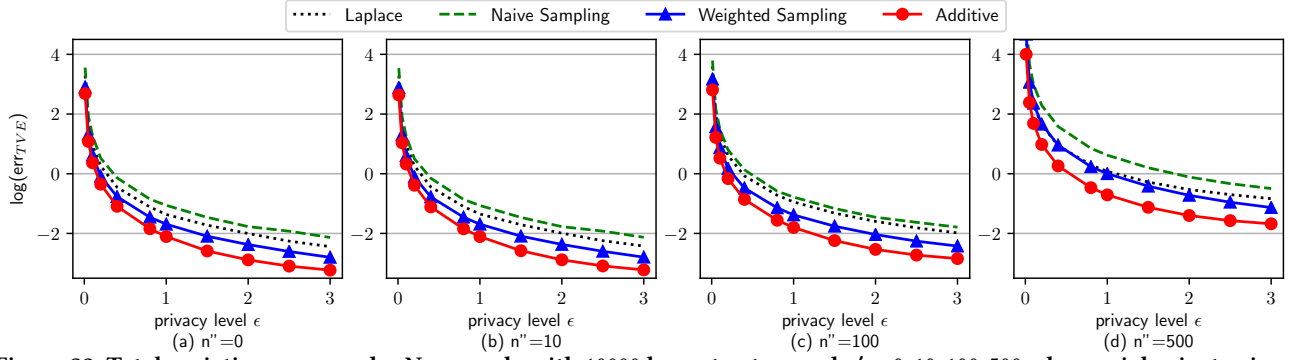


Figure 32: Total variation error under Nauru rule with 10000 honest voters and $n' = 0, 10, 100, 500$ adversarial private views.

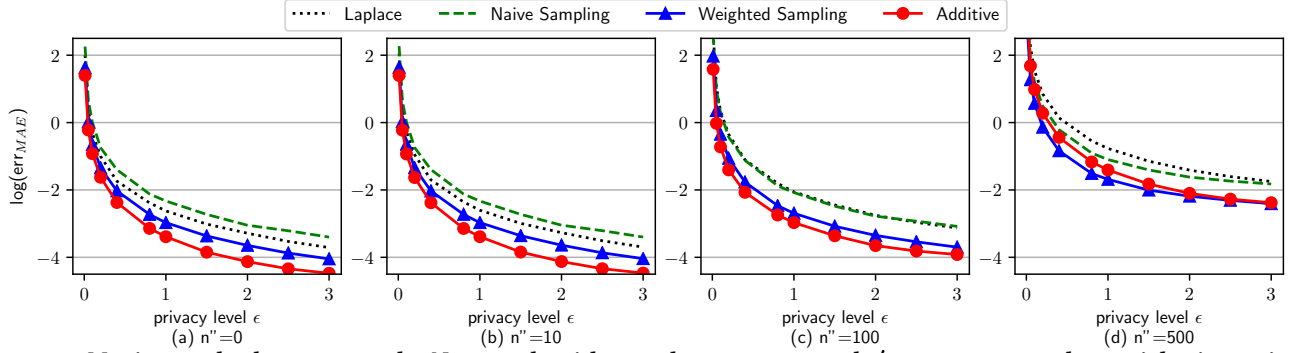


Figure 33: Maximum absolute error under Nauru rule with 10000 honest voters and $n' = 0, 10, 100, 500$ adversarial private views.

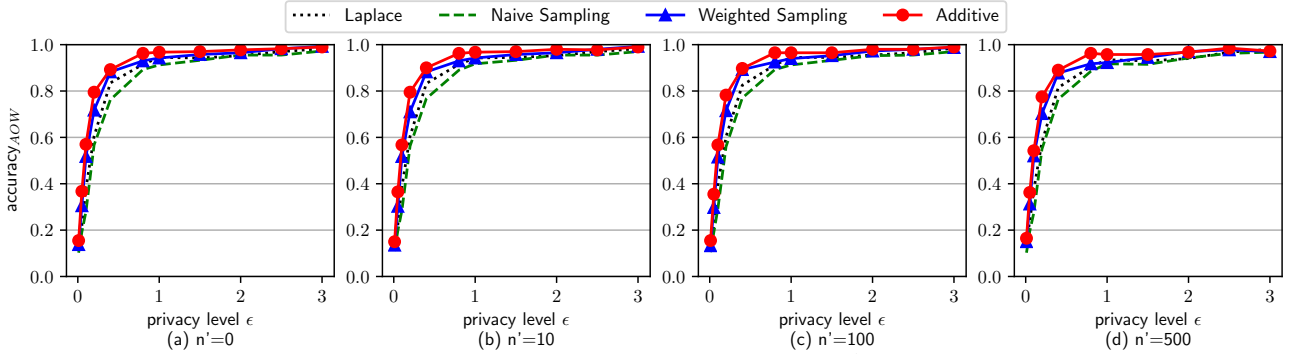


Figure 34: Accuracy of winner under Nauru rule with 10000 honest voters and $n' = 0, 10, 100, 500$ adversarial private views.

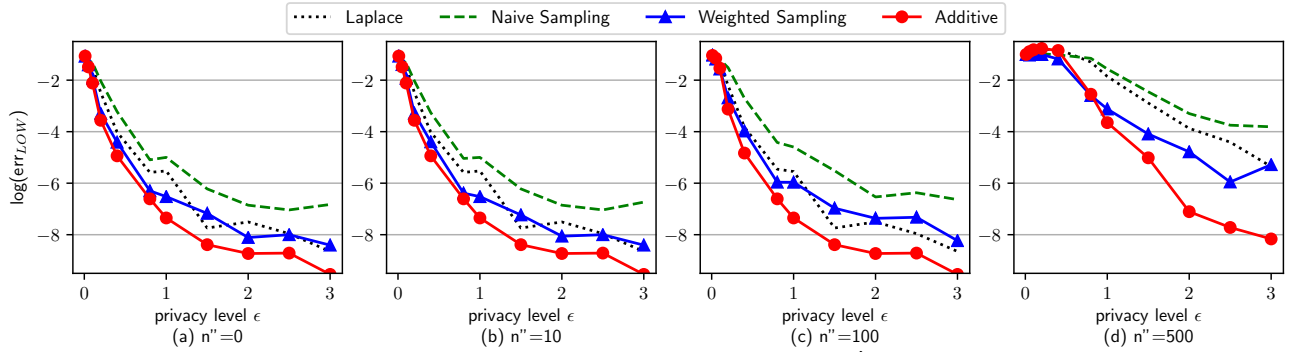


Figure 35: Loss of winner error under Nauru rule with 10000 honest voters and $n' = 0, 10, 100, 500$ adversarial private views.