

Multi-label Classification for Fault Diagnosis of Rotating Electrical Machines

Adrienn Dineva*, Amir Mosavi*, Mate Gyimesi, and Istvan Vajda

Institute of Automation, Kalman Kando Faculty of Electrical Engineering, Obuda University, 1034 Budapest, Hungary

Abstract: Primary importance is devoted to Fault Detection and Diagnosis (FDI) of electrical machine and drive systems in modern industrial automation. The widespread use of Machine Learning techniques has made it possible to replace traditional motor fault detection techniques with more efficient solutions that are capable of early fault recognition by using large amounts of sensory data. However, the detection of concurrent failures is still a challenge in the presence of disturbing noises or when the multiple faults cause overlapping features. The contribution of this work is to propose a novel methodology using multi-label classification method for simultaneously diagnosing multiple faults and evaluating the fault severity under noisy conditions. Performance of various multi-label classification models are compared. Current and vibration signals are acquired under normal and fault conditions. The applicability of the proposed method is experimentally validated under diverse fault conditions such as unbalance and misalignment.

Keywords: multiple fault detection, rotating electrical machines; drive systems, multi-label classification, machine learning, fault severity, fault classifiers

1. Introduction

Rotating electrical machines are responsible for converting a great amount of worldwide energy into mechanical energy [1-3]. Mobility, transportation, logistics, construction, production, agriculture, food, automation, and basically, any economical activities and industries directly or indirectly depend on rotating electrical machines [4-

6]. The rapidly evolving industries have suggested that we will be witnessing further increase this rate [7-12]. Furthermore, the increasing demand for the hybrid and electric vehicles, the rapid transition toward automated systems and micro and nano mechatronics devices, increasing interests for more efficient energy conversion systems, and emerging new robotics machines have been motivating further advancement in the rotating electrical machines [13-18].

One of the key factor of overall efficiency maximization covers the well-sized and high-efficient components [19-22]. Therefore, the reduction and prediction of faults occurring in electrical machines and drive systems such as electrical, thermal, mechanical faults of electrical machines are strongly suggested to be essential [23-29]. Classical solutions of fault diagnosis and identification (FDI) [30] are based on the complex mathematical models [25-29, 31], or dynamic models [32-37] of the processing system. Intelligent modernization has contributed to the widespread use of Machine Learning (ML) techniques in industrial applications [38-43]. As a result, the latest FDI systems demand more artificial intelligent solutions to incorporate multiple fault events or dynamically changing load profiles in case of incomplete or noisy measurements [44-49]. Commonly, the diagnosis and predictions is calculated through current signature analysis (MCSA) [50, 51], i.e., examining the output signals of the motor stator's current while running on a steady-state operating mood [52-56]. MCSA analyses the time-frequency decomposition of the current signals or by faults' frequencies in the frequency domain. MCSA works based on a single input source, and representing a simple, low-cost and non-invasive monitoring method [50, 57, 58]. An enhanced method of MCSA in case of multiphase electrical machines is called electrical signature analysis (ESA) [59].

Timely diagnosis of the complete rotating machinery system contributes to avoiding overpriced reparations and unexpected breakdowns. According to [60], the great majority of recent electric motor condition monitoring methods can be classified into three main categories. The first-class includes the detection of single faults by analyzing one or multiple parameters; the second class covers the detection of different faults with multiple parameters and processing techniques, and the last one contains the mixed techniques of various computing-intensive approaches to analyze *different electrical and mechanical*

parameters in order to detect multiple faults [61-64]. In contrast to conventional signal processing based fault detection techniques [65], recently a few attempts are made for the application of intelligent algorithms [66, 67] including new approaches to fault detection and isolation (FDI) [68] based on fuzzy logic, decision trees, neural networks, and further machine learning techniques [69-73]. However, most of them rely on the measurement and processing of vibration signals, which require at least one vibration sensor, which demands extra costs for its proper installation and maintenance [74-77]. In addition, a technician needs knowledge and a good amount of experience to correctly use such sensors [78-84]. However, the ESA reported to be able to reveal a large number of relations between the machine parameters [85-88]. Therefore, the ML techniques are highly suitable to support the processing of such extracted information.

There are some intelligent methods which have evolved in recent years with the purpose of improving fault diagnosis methods of electrical motor and drive systems associated with various fault events on the basis of current or vibration signature analysis. For instance, in [89] it has been shown that motor current signature analysis based Support Vector Machine classifier achieves better accuracy in case of gearbox multiple fault detection than decision trees. In [90] the authors state that hybridization of machine learning methods, e.g., adaptive neuro-fuzzy inference system (ANFIS) in combination with Classification and Regression Tree (CART) has the potential for fault diagnosis of induction motors. The proposed method also employs vibration and current signals and achieves nice performance, however, the method lacks the flexibility to easily fit with specific types of machines. Random Forest Classifier was developed for multi-class bearing faults in [91]. This work also employs input features extracted only from vibration signals.

An number of studies report the advantages of the wavelet transform in signal detection and fault feature identification (see, e.g. [92-96]). The decision tree's capability, with combination the well-studied wavelet technique also provides a possible tool for fault detection [97]. In [97], a large number of possible wavelets are analyzed in order to find the best match. The selection of a suitable wavelet function is still a challenge for the users for specific applications. The investigation of mechanical fault signatures of

misalignment and unbalance is carried out in [97], where the authors found that a multilayer perceptron model only with three layers is able to classify the faults. High accuracy is reported that is achieved by training the network on a large dataset. In [98] a Convolutional Neural Network (CNN) is successfully applied for fault classification. This approach relies on the S-transform of vibration signals into images displaying the time-frequency patterns in which the pattern recognition is performed. We can clearly observe that the common pattern recognition methods are relying on the assumption of a single fault scenario and only a limited number of work proposes flexible and comprehensive solutions for multiple fault detection. In the presence of multiple faults, the single fault recognition techniques' performance may be degraded. In addition, the other machines operating in the motor's environment or the coupled subsystems, etc., may introduce further noise components in the measured signal. As a result, it may occur that one of the fault or noise component obscure a particular fault feature and makes it impossible to recognize it. Its further consequence is that the fault isolation operations may become rather difficult.

Based on the above briefly summarized antecedents and state-of-the-art applications this research on the development of new condition monitoring and diagnostic methodology for electrical machines and drives are focused into the applicability of multi-label classification machine learning approaches for multiple fault detection under noisy conditions and also the simultaneous determination of fault severity. The contribution of this work is to propose a novel methodology using multi-label classification method for simultaneously diagnosing multiple faults and evaluating the fault severity under noisy conditions. Performance of various multi-label classification models are compared. Current and vibration signals are acquired under normal and fault conditions.

The rest of this paper organizes as follows: in Section II. we briefly introduce the latest multi-label classification methods, and we derive a new methodology for multi-fault diagnosis and severity assessment for rotating electrical machines and drive systems. Section III is devoted to the description of the experimental setup as well as the description of feature extraction and dataset preparation. Section IV presents the results

of our investigations on the multi-label classification methods. After, in Section V. we draw some pertinent conclusions.

2. Multiple Fault Classification and Fault Severity Determination

2.1. Brief Introduction of Multi-label Classification Methods

Modern industry requires data mining algorithms that are able to efficiently cope with the growing amount of information and large datasets. Specialized processing tasks of various practical application fields deal with common characteristics of the stored data that can be assigned to multiple categories [99, 100]. Therefore, multi-label classification algorithms have gained increasing interest in recent years. Specialized techniques for learning such type of data is still in the focus of researches which have the capability of predicting a set of relevant labels for new species. Currently, three main groups of newly developed multi-label classification methods are proposed in the literature, namely the data transformation methods, adaptation methods and ensemble of classifiers [101, 102]. Early solutions for multi-label classification methods cover the data transformation techniques. The concept is to turn the original multi-label set into binary sets or multi-class sets that adequately can be processed with the classical algorithms. Besides binarization with the widely applied binary relevance technique, also the voting methods and divide-and-conquer approaches are also applied for accomplish multi-label transformation [100, 103, 104]. Such separated sets are learned by single-label classifiers, such as decision trees. This group also includes the Classifier Chains that is similar to the binary relevance technique, but it performs the binarization in consecutive classifiers. Since, the models' order has importance [105, 106]. The output of one response variable for a sub-classifier is used as an additional feature in the next sub-classifier. Optimal order of the classification models can be enhanced by the Naïve Bayes method.

Adaptation methods are based on the adaptation of conventional classification methods to multi-label versions without problem transformation. The adaptation methods are extensions of well-founded automatic classifications algorithms. For instance, the support vector machine (SVM) classifiers [107] or the k-nearest neighbors (KNN) classifiers [108, 109] are able to predict binary or multiclass outputs

simultaneously [110, 111]. KNN is a non-parametric method used for classification and regression [112, 113]. In KNN, an object is classified through a plurality vote of its neighbors while the object assigned to the class of the most common k nearest neighbors. K is a positive and small number, to be able to reduce the number of calculations, and thus the process duration. Similarly, the neural networks and decision trees have such abilities, but the adaptation of the algorithm may become difficult. Ensemble classifiers are also held notable interest. The classification ensemble approach is based on the aggregation of the outputs of a number of the individual classifier by weighted or unweighted averaging [114]. According to the 'no-free-lunch' theory [115, 116], it is assumed that the weaker classifiers with different bias can achieve better performance than the better ones [114, 117, 118].

2.2. The Scheme of the Proposed Method

We mainly focus on diagnostics based on Electrical Signature Analysis, but we also utilize traditional vibration data. The analysis starts with the elimination of the components that do not contribute to the system from the acquired stator phase current signals. After, the filtered signal is used for extracting the fault features affecting the machine health. Then, the trained multi-label classifier receives the new feature vectors and performs the multi-label prediction. The flowchart of the method is depicted in Fig. 1. below.

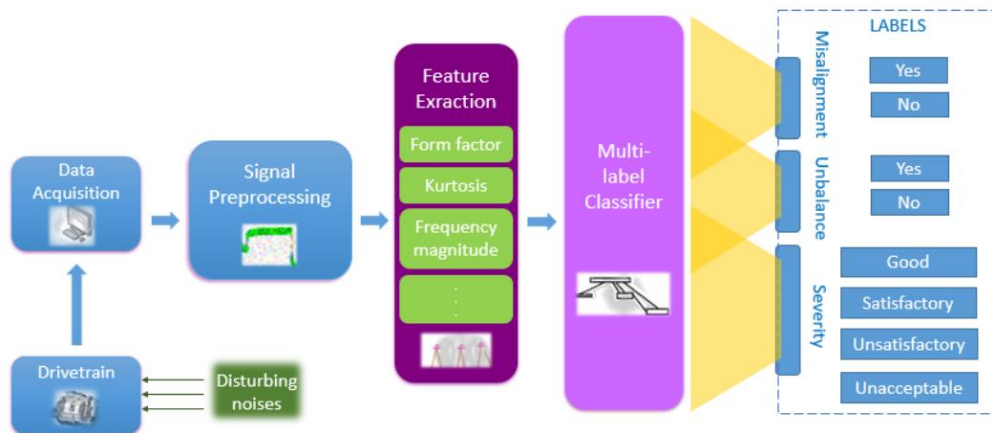


Figure 1. Flow chart of the proposed multi-label fault diagnosis system

For both of the misalignment and unbalance faults the two targets can be treated as logical labels, i.e. each output is a binary value, indicating whether a label is associated with the fault or not.

Table I. Vibration severity per ISO 10816.

vibration velocity [mm/s]	Class I. small machines	Class II. medium machines	Class III. large rigid foundation	Class IV. large soft foundation
0.28	GOOD			
0.45				
0.71				
1.12				
1.80	SATISFACTORY			
2.80				
4.50	UNSATISFACTORY			
7.71				
11.20	UNACCEPTABLE			
18.00				
28.00				
45.90				

For evaluating the fault severity, we can inject additional classes or alternatively we can generate a second classifier which is executed parallel. Acquired vibration data is sufficient for proper evaluation. The fault severity can be determined easily according to the ISO 2372 Standard [119, 120] for vibration severity of machines operating between 600 to 12.000 rpm range. The severity classes are shown in Table 1.

3. System Description and Experiment

3.1. System Description

The outlined method requires precise measurements and appropriate dataset. The theoretical considerations and their usability are validated by simulation investigations by using the collected data on the test bench. The Laboratory of Electrical Machines of the Institute of Automation provides equipment for motor diagnostics and expert system development that allows the integration of measurement, computing, and communication. The laboratory has a *wind power simulation system*, where the wind power is simulated by an inverter-driven cage induction machine (Leroy Somer 3fFLSE225M-TC; No28221L12001/2012; IP55IK08; P=30 kW; n=985 1/min; U=230/400 V; f=50 Hz; $\cos \varphi=0,82$). Three different types of motors are available on the test bench: one brushless synchronous machine of 40 kW, one double-fed asynchronous machine and one permanent magnet synchronous machine (PMSM) (Leroy Somer 3fLSRPM200L-T; No728333K12001/2012; IP55IK08; P=40 kW; n=1500 1/min; U=400 V; f=100 Hz; I=83 A; 95,2 %; $I_{max}/I_n=145$ %) on which the measurements and tests are carried out (see, Fig. 2).




Figure 2. Bellows shaft coupling connects the generator (left) and the motor (right).

The system is capable of simulating fault events. Misalignment and unbalance is introduced in the system and a simple NI data acquisition system for data collection purposes is installed. The laboratory has the latest NI LabVIEW Software. The data acquisition system consists of the National Instruments PCI 6013 B-Series 16-Analog-Input multifunction DAQ board and the SC-2345 signal conditioning connector block with various modules and sensors connected to the test bench. The representation of the data acquisition system through a visualization of block schematic illustration is available in Fig. 3.

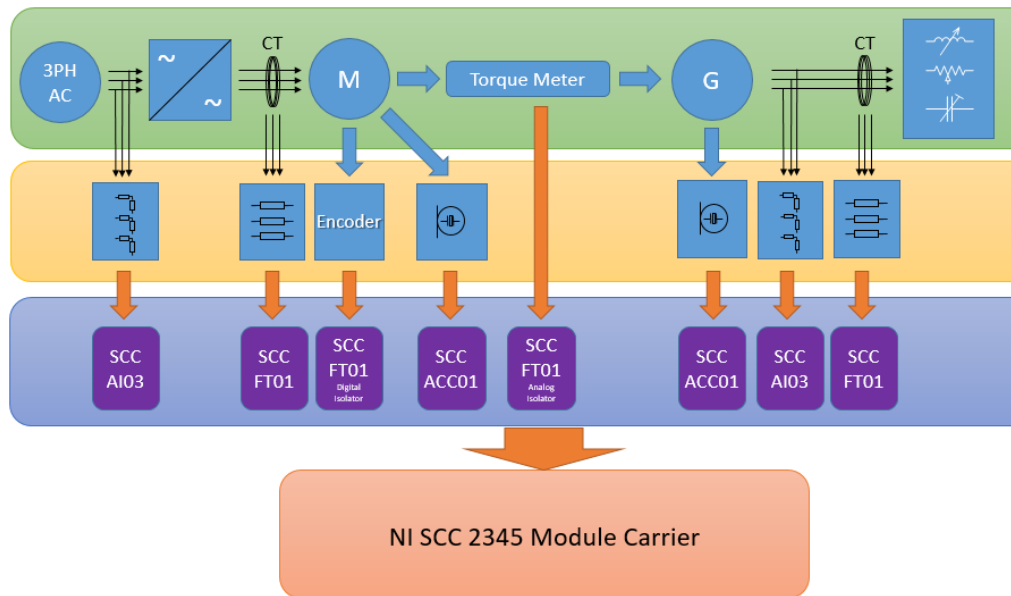


Figure 3. Block scheme of the data acquisition system.

The measuring and controlling LabVIEW software collaborates with the above-presented devices and additional hardware components and conducts the measurements. The measurement data is processed simultaneously on each channel which takes a relatively short time. The LabVIEW software is developed in order to inspect the proper configuration of the test bench. The software displays the amplitude-time signals of the three-phase stator current and vibration signals of the motor and the generator in real-time. The second tab of the software views the Park Vector's spectrums calculated from the current signals. Frequency-amplitude diagrams can be used to predict machine errors during measurement. The third part of the program saves the measurement results in the Excel .csv format, so the measured values can be evaluated and processed later.

3.2. Feature Extraction and Dataset Preparation for Training

Stator current signals and vibration data picked for fault-free no load and for 40% of full load at the speed of 1500 rpm conditions with $f_s=10000$ sampling rate and $t=2$ seconds duration in the presence of both mechanical faults. Unbalance results in high-frequency

amplitudes at frequencies at once the rotational speed. The typical fault features of misalignment are dominant frequencies at one or two times the rotational speed depending on the degree of angular misalignment and the type of the couplings. Spectral images also display sub-harmonic multiplies of $1/2 \times \text{RPM}$. However, the different speeds, loads, motor parameters and operational setups, etc. may affect the fault frequencies. Differences between faulty and healthy conditions can immediately be observed from vibration spectra during the measurement (see, Figure 4.).

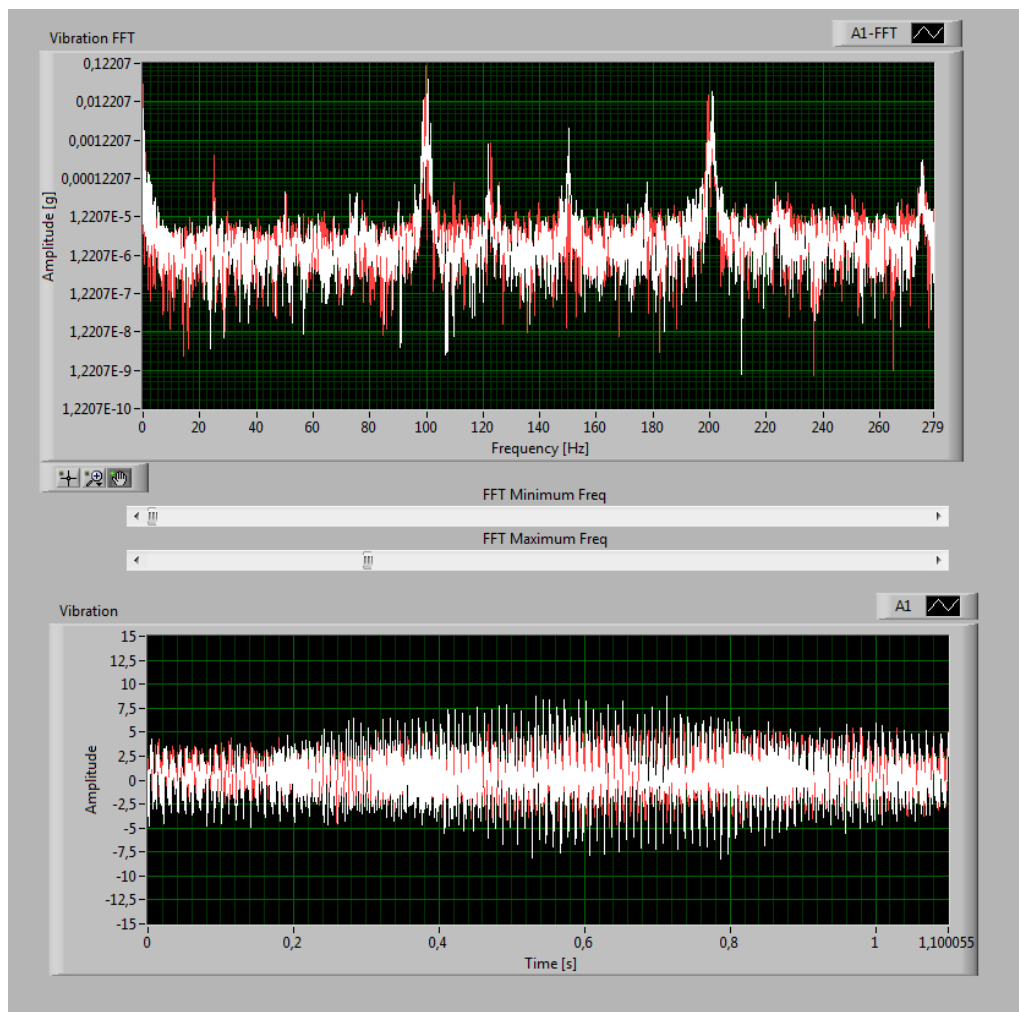


Figure 4. Vibration FFT spectrum (upper chart) and time-domain signal (lower chart) during measurement displayed by the LabVIEW software. A1 (white line) denotes the generator's vibration signal and A2 (red line) stands for the motor's vibration signal.

It is clearly visible in the spectrum that the machine vibrates strongly around 25 Hz, which indicates a shaft misalignment. From the generator current spectrum, a 50 Hz component appeared in the spectra, while in the motor current spectrum a 75 Hz component. The reason is that, the generator is a 4-pole machine, while the motor has 6 poles. This indicates exactly that the machine vibrates at 25 Hz.

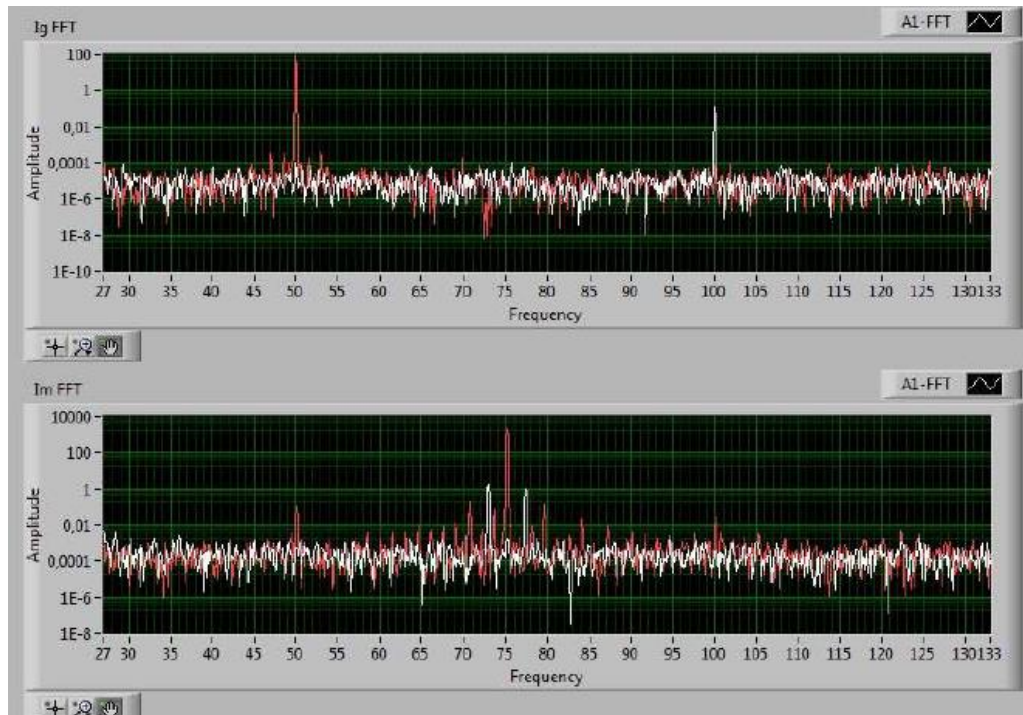


Figure 5. FFT spectra of the generator current (upper chart) and motor current (lower chart).

The unbalancing load is placed at the generator's side, so the flexible bellows coupling may attenuate the fault signature in its spectra. Therefore, for fault extraction, we have applied the Thomson multitaper spectral estimates that are proven to be efficient in case of weaker signals [121] and combines the beneficial properties of high resolution and low variance. Figure 6. displays the Thomson multitaper spectrum of the generator's current signal in which we can observe how the distinguished magnitudes are emphasized. This allows a fast automatic extraction of the peaks.

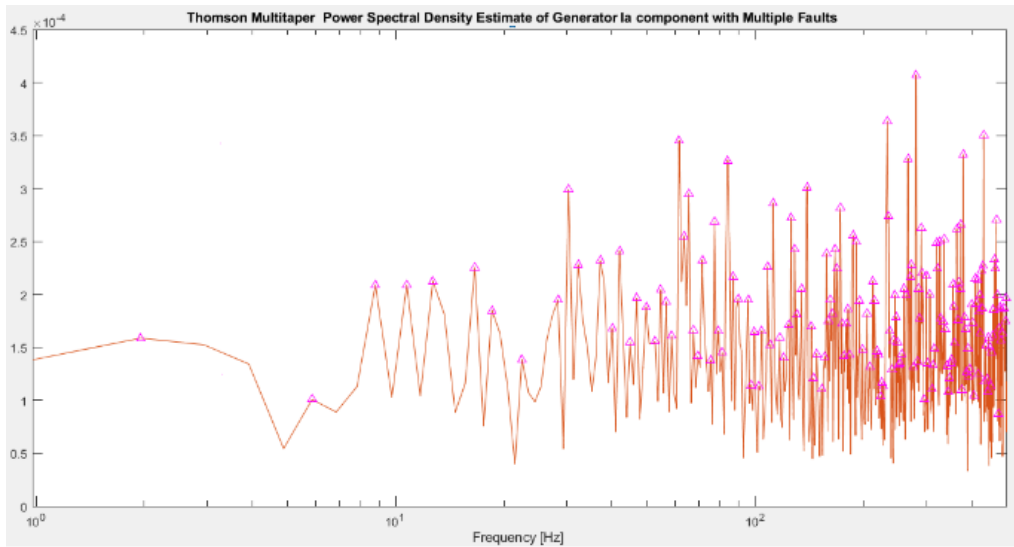


Figure 6. Multitaper power spectral density estimation of generator current signal for fault frequency magnitude detection.

The features carrying most of the information of interest are mainly in the frequency domain. However we have inspected a few time-domain features also. The feature vector composed from the magnitudes of the distinguished sideband frequencies and RMS variance frequencies from the spectra for all three phases of both machines. The time-domain features cover the form factor, kurtosis and the entropy deviation from the fault-free sample. Fault feature vector includes also the distance calculated between the observed signature and each pure signature associated with the identified fault [122]. The dataset is built by synthetically adding a random number of ten to twenty of external disturbing frequency components for the faulty and fault free signals. Fifteen different samples are generated with random contaminating frequencies for all of the fault-free, multiple-fault and single fault (unbalance or misalignment) cases and additionally the data collected by the accelerometers at both sides for the severity evaluation. The training set consists of 64 feature vectors including the original ones and each of them containing 27 features.

Table 2. Structure of the dataset.

id	Imkf	Imbkf	Imckf	...	i ...	isUnbalance	isMisalignm	Severity
0	0.687150	0.028560	0.123693	...	0.358956	1	1	'Good'
1	0.019699	0.388238	0.07809	...	0.900697	1	0	'Good'

In our qualitative models '*isUnbalance*' and '*isMisalignment*' (Table 2.) are the fault label columns which consists of values 0 (No) and 1 (Yes) corresponding to the presence of the symptom of a fault in a given sample. For the fault severity classifier, we have specified the labels according to the previously presented ISO standard [25] as '*Good*', '*Satisfactory*', '*Unsatisfactory*', '*Unacceptable*'. The dataset is divided into a training set 80% of the vectors to train the classifier and a testing set of 20 % for testing the accuracy of the classifier on new data. When most of the samples have the same labels in the training set, the classifier would achieve a high accuracy value. In order to avoid such a bias half of the dataset composed of samples including the fault features. Further metrics are applied for the proper evaluation of the performance.

4. Results

The experiments with three different algorithms are performed by applying the Python Scikit-multi-learn library which offers various classification approaches that are suitable for predicting simultaneously multiple outputs. At first, a binarized Decision Tree has been implemented for predicting the labels. As a criterion, which defines the function to measure the quality of a split both criteria for Gini Index and entropy for Information Gain were used. We have modified also the maximum of tree depth in order to compare the performance using various maximum depths of the trees. Various tree models were built also with including and excluding the error attribute values. According

to initial tests we have found that by applying the error feature attributes in the training does not result in significant improvement in the accuracy. The best accuracy score we have achieved is 0.7333. The accuracy score is not the most representative metric in case of multi-label classification. Therefore, further metrics are applied. The results are collected in Table 3.

Table 3. Performance evaluation of the tested models.

		precision	recall	f1-score
Binarized Decision Tree	0	0.79	0.88	0.83
	1	0.85	0.94	0.89
Classifier Chain	0	0.79	0.88	0.83
	1	0.78	1.00	0.88
KNN	0	0.76	0.76	0.76
	1	0.82	1.00	0.90

The precision shows also the accuracy of the model by the ration of total predicted positive and the number of true positive ones. Recall or sensitivity is calculated by the number of true positives divided by the number of true positives plus the number of false negatives. The F1 score covers the weighted average of the sensitivity and precision values that is suitable to characterize the test performance. After, a Classifier Chain multi-label method using Gaussian Naïve Bayes approach has been tested. We found it to be more efficient. Its performance can be seen in Table 3. The Classifier Chain's score accuracy resulted in 0.8333. Subsequently, we have tested the multi-label KNN method whose best percentage accuracy resulted in 0.7 after testing the algorithm with various k values.

It can be seen from Table 3. that the classification performance has been the most enhanced by using Classifier Chains and KNN. The accuracy may be further improved by training a model with a larger training set and further tuning the algorithms. Its excellent pattern recognition capabilities can be effectively utilized for the fault

classification of electrical machines in the presence of disturbing noises. The prediction performance of the parallel severity classification tree resulted in 99% accuracy because most of the vibration data is labeled 'good'.

5. Discussions

In modern industrial systems, complexity is increasing as multi-sensor network systems are expanding towards largescale systems. The intelligent solutions of Electrical Signature Analysis allow simplifying the fault identification processes because *does not require a large number of sensors* that results in remarkable *cost reduction and support sensorless and largescale technologies*. Furthermore, a well-developed theoretical and practical methodology could serve as a basis for a *reliable remote –diagnostics* tasks of electrical machines that are especially important diagnostics carried out in hazardous environment (for instance, in nuclear plants). The development of appropriate diagnostic-prediction methods which are capable of reliably and timely evaluating the health status of the system on the basis of representative parameters acquired directly or indirectly is an important part of the modern electric drivetrain monitoring system. The state-of-health of a certain dynamic system and its possible initial failures can be addressed by a number of approaches published in the literature. The strengths and weaknesses of conventional fault diagnosis methods have already been proven. In recent years, diagnostics research has focused on the prediction algorithms that can identify the fault features of progressive malfunctions. As such algorithms are highly technology-dependent, it is important to define the method as a function of a large number of parameters of the dynamic system for fitting to the system under consideration, taking into account boundary conditions. Data-driven technologies aim such difficulties.

Fault classification methods have already established for the investigation of the relations between the symptom and the fault feature. It is clear that binary relationships can be easily represented with such systems. Early versions of these algorithms are used rather for visualizing diagnostic reasoning. However, practical engineering problems demanded the development of new automatic methods that are able to deal with multiple fault scenarios and noisy or uncertain fault features. A possible solution is the extension

of the most commonly applied classification methods. Recently binary trees, Chain Classifiers, Neural Networks, etc. and other multi-label and multi-class techniques are introduced in the literature. However, these algorithms need more development and improvement especially in terms of robustness. In addition, the application of Machine Learning techniques on sensory data is still not well-established and requires the synergy of classical signal processing and intelligent data analysis. As a conclusion from all cases studied, the analysis of motor current signatures in combination with the machine learning-based processing and evaluation algorithms is a viable methodology for fault detection and prediction in electrical machine and drive systems that has the following *additional advantages*; the measurement or monitoring *does not interfere with the production process*; it is *well suited for any machine* with speed, performance and power; it is *universal* because it is able to detect the quality of electricity supply, disturbances, faults in a motor control, starter and control- devices, the efficiency of the electric machine and its characteristics, errors in the electrical machine, plant-wide machine monitoring, and its operating costs (energy consumption, repair, maintenance) meet the economy's expectations. The transfer of recent Machine Learning approaches to practical fault diagnosis problems of rotating electrical machines and drive systems may help to facilitate smart industrialization and intelligent modernization.

6. Conclusions

This paper proposes a novel methodology using multi-label classification method for simultaneously diagnosing multiple faults and evaluating the fault severity under noisy conditions. Furthermore, the performance of various multi-label classification models are compared. Current and vibration signals are acquired under normal and fault conditions. The applicability of the proposed method is experimentally validated under diverse fault conditions such as unbalance and misalignment. The prediction performance of the parallel severity classification tree resulted in 99% accuracy and most of the vibration data is labeled '*good*'.

Author Contributions: Principal investigator, lead author, writing, machine learning expertise, electric machines expertise, A.D.; data collection, data curation, data analysis, technical expertise, laboratory expertise, data acquisition system implementation, LabVIEW programming, M.G.; machine learning modeling expertise, writing, revision support, A.M.; electric machines expertise, conceptualization, supervision, resources, software, controlling and verifying the results, I.V.

Funding: This work has been supported by the project GINOP-2.3.4-15-2016-00003.

Conflicts of Interest: The authors declare no conflict of interest

References

1. Dineva, A., et al., *Review of soft computing models in design and control of rotating electrical machines*. *Energies*, 2019. **12**(6).
2. Jokanović, B., M. Bebić, and N. Kartalović, *The influence of combined strain and constructive solutions for stator insulation of rotating electrical machines on duration of their reliable exploitation*. *International Journal of Electrical Power and Energy Systems*, 2019. **110**: p. 36-47.
3. Roubache, L., et al., *Elementary subdomain technique for magnetic field calculation in rotating electrical machines with local saturation effect*. *COMPEL - The International Journal for Computation and Mathematics in Electrical and Electronic Engineering*, 2019. **38**(1): p. 24-45.
4. Boughrara, K., F. Dubas, and R. Ibtouen, *2-D exact analytical method for steady-state heat transfer prediction in rotating electrical machines*. *IEEE Transactions on Magnetics*, 2018. **54**(9).
5. Caruso, M., et al., *The use of slightly asymmetrical windings for rotating electrical machines*. *International Transactions on Electrical Energy Systems*, 2018. **28**(7).
6. Kande, M., et al., *Rotating electrical machine condition monitoring automation-A review*. *Machines*, 2017. **5**(4).

7. Byerly, K., et al., *Metal Amorphous Nanocomposite (MANC) Alloy Cores with Spatially Tuned Permeability for Advanced Power Magnetics Applications*. JOM, 2018. **70**(6): p. 879-891.
8. Fu, Y., et al., *Controllable inertial control strategy of rotating motor in DC distribution network*. Dianli Zidonghua Shebei/Electric Power Automation Equipment, 2018. **38**(10): p. 32-38.
9. Guerroudj, C., et al., *Performance analysis of Vernier slotted doubly salient permanent magnet generator for wind power*. International Journal of Hydrogen Energy, 2017. **42**(13): p. 8744-8755.
10. Song, Z., et al., *Rotating core loss model for motor considering skin effect and dynamic hysteresis effect*. Nongye Gongcheng Xuebao/Transactions of the Chinese Society of Agricultural Engineering, 2019. **35**(6): p. 74-80.
11. Zhang, J., et al., *Dynamic characteristics and experiment analysis of a single phase permanent magnet linear generator for wave energy conversion*. Diangong Jishu Xuebao/Transactions of China Electrotechnical Society, 2013. **28**(7): p. 110-116.
12. Mosavi, A., S. Faizollahzadeh Ardabili, and S. Shamshirband, *Demand prediction with machine learning models: State of the art and a systematic review of advances*. Demand Prediction with Machine Learning Models; State of the Art and a Systematic Review of Advances, 2019.
13. Akhtar, M.J. and R.K. Behera, *Optimal design of stator and rotor slot of induction motor for electric vehicle applications*. IET Electrical Systems in Transportation, 2019. **9**(1): p. 35-43.
14. Deng, W. and S. Zuo, *Electromagnetic vibration and noise of the permanent-magnet synchronous motors for electric vehicles: An overview*. IEEE Transactions on Transportation Electrification, 2019. **5**(1): p. 59-70.
15. Fan, Y., et al., *Design and analysis of a new five-phase dual-stator consequent-pole brushless hybrid excitation machine*. IEEE Transactions on Magnetics, 2019. **55**(1).

16. Ulu, C., O. Korman, and G. Kömürgöz, *Electromagnetic and thermal design/analysis of an induction motor for electric vehicles*. International Journal of Mechanical Engineering and Robotics Research, 2019. **8**(2): p. 239-245.
17. Mosavi, A., et al., *State of the art of machine learning models in energy systems, a systematic review*. Energies, 2019. **12**(7): p. 1301.
18. Mosavi, A. and A. Bahmani, *Energy consumption prediction using machine learning: A review*. Preprints, 2019. **2019**.
19. Aljehaimi, A.M. and P. Pillay, *Operating Envelopes of the Variable-Flux Machine with Positive Reluctance Torque*. IEEE Transactions on Transportation Electrification, 2018. **4**(3): p. 707-719.
20. Catuogno, G.R. and G.O. Garcia, *Conversion of Three-phase Commercial Machines into Six-phase Machines for Didactic and Research Purposes*. IEEE Latin America Transactions, 2018. **16**(2): p. 467-475.
21. Morozov, A., et al., *Design, Analysis, and Optimization of a Multi-Speed Powertrain for Class-7 Electric Trucks*. SAE International Journal of Alternative Powertrains, 2018. **7**(1).
22. Palanivel, A. and S. Padmanabhan, *Software-based performance estimation and real-time thermal analysis of brushless direct current motor with corroded permanent magnets*. Computers and Electrical Engineering, 2018. **71**: p. 938-952.
23. Praveenkumar, T., M. Saimurugan, and K.I. Ramachandran, *Comparison of vibration, sound and motor current signature analysis for detection of gear box faults*. International Journal of Prognostics and Health Management, 2017. **8**(2).
24. Bessous, N., S. Sbaa, and A.C. Megherbi, *Mechanical fault detection in rotating electrical machines using MCSA-FFT and MCSA-DWT techniques*. Bulletin of the Polish Academy of Sciences: Technical Sciences, 2019. **67**(3): p. 571-582.

25. Corne, B., et al., *Emulating single point bearing faults with the use of an active magnetic bearing*. IET Science, Measurement and Technology, 2018. **12**(1): p. 39-48.
26. Glowacz, A., et al., *Fault diagnosis of three phase induction motor using current signal, MSAF-Ratio15 and selected classifiers*. Archives of Metallurgy and Materials, 2017. **62**(4): p. 2413-2419.
27. Glowacz, A. and Z. Glowacz, *Diagnosis of stator faults of the single-phase induction motor using acoustic signals*. Applied Acoustics, 2017. **117**: p. 20-27.
28. Irhoumah, M., et al., *Information Fusion with Belief Functions for Detection of Interturn Short-Circuit Faults in Electrical Machines Using External Flux Sensors*. IEEE Transactions on Industrial Electronics, 2018. **65**(3): p. 2642-2652.
29. Lopez-Perez, D. and J. Antonino-Daviu, *Application of Infrared Thermography to Failure Detection in Industrial Induction Motors: Case Stories*. IEEE Transactions on Industry Applications, 2017. **53**(3): p. 1901-1908.
30. Ma, Y. and X. Wu, *Discriminant sparse and collaborative preserving embedding for bearing fault diagnosis*. Neurocomputing, 2018. **313**: p. 259-270.
31. Sapena-Bano, A., et al., *Induction machine model with space harmonics for fault diagnosis based on the convolution theorem*. International Journal of Electrical Power and Energy Systems, 2018. **100**: p. 463-481.
32. Antonino-Daviu, J. and P. Popaleny. *Detection of induction motor coupling unbalanced and misalignment via advanced transient current signature analysis*. 2018. Institute of Electrical and Electronics Engineers Inc.
33. Bessous, N., A. Chemsas, and S. Sbaa. *New Vision about the Mixed Eccentricity Fault Causes in Induction Motors and its relationship with the Rolling Element Bearing Faults : Analytical model dedicated to the REB faults*. 2019. Institute of Electrical and Electronics Engineers Inc.

34. Brandt, M., et al. *Analysis of winding fault in electric machines by frequency method*. 2018. Institute of Electrical and Electronics Engineers Inc.
35. Nikita, T., K. Manickavasagam, and S. Sachin. *Magnetostriction analysis on doubly fed induction generator under normal and low voltage ride through (LVRT) condition*. 2018. Institute of Electrical and Electronics Engineers Inc.
36. Ugale, R.T., S.N. Gore, and B.N. Chaudhari. *Web based remote and locally operated all in one electrical machine laboratory with data acquisition, fault diagnosis and protection*. 2018. Institute of Electrical and Electronics Engineers Inc.
37. Ullah, S., et al., *A permanent magnet assist, segmented rotor, switched reluctance drive for fault tolerant aerospace applications*. IEEE Transactions on Industry Applications, 2019. **55**(1): p. 298-305.
38. Baranyai, M., et al. *Optimal Design of Electrical Machines: State of the Art Survey*. in *International Conference on Global Research and Education*. 2017. Springer.
39. Kankar, P.K., S.C. Sharma, and S.P. Harsha, *Fault diagnosis of ball bearings using machine learning methods*. Expert Systems with applications, 2011. **38**(3): p. 1876-1886.
40. Pöyhönen, S., et al., *Numerical magnetic field analysis and signal processing for fault diagnostics of electrical machines*. COMPEL-The international journal for computation and mathematics in electrical and electronic engineering, 2003. **22**(4): p. 969-981.
41. Varkonyi-Koczy, A.R. *Optimal Design of Electrical Machines: State of the Art Survey*. in *Recent Advances in Technology Research and Education: Proceedings of the 16th International Conference on Global Research and Education Inter-Academia 2017*. 2017. Springer.
42. Mosavi, A. *ModeFrontier for the optimal design of electrical machines*. in *INTERNATIONAL CAE CONFERENCE AND*. 2017.
43. Zekveld, M. and G.P. Hancke. *Vibration Condition Monitoring Using Machine Learning*. in *IECON 2018-44th Annual Conference of the IEEE Industrial Electronics Society*. 2018. IEEE.

44. Aydemir, G. *Deep learning based spectrum compression algorithm for rotating machinery condition monitoring*. 2018. American Society of Mechanical Engineers (ASME).
45. Dos Santos, T., et al. *Stator winding short-circuit fault diagnosis in induction motors using random forest*. 2017. Institute of Electrical and Electronics Engineers Inc.
46. Ferreira, J.G. and A. Warzecha. *An application of machine learning approach to fault detection of a synchronous machine*. 2017. Institute of Electrical and Electronics Engineers Inc.
47. Senanayaka, J.S.L., et al. *Early detection and classification of bearing faults using support vector machine algorithm*. 2017. Institute of Electrical and Electronics Engineers Inc.
48. Senanayaka, J.S.L., H. Van Khang, and K.G. Robbersmyr. *Towards online bearing fault detection using envelope analysis of vibration signal and decision tree classification algorithm*. 2017. Institute of Electrical and Electronics Engineers Inc.
49. Zhang, J., W. Zhan, and M. Ehsani. *On-line fault diagnosis of electric machine based on the Hidden Markov Model*. 2016. Institute of Electrical and Electronics Engineers Inc.
50. Abid, F.B., S. Zgarni, and A. Braham, *Distinct bearing faults detection in induction motor by a hybrid optimized SWPT and aiNet-DAG SVM*. IEEE Transactions on Energy Conversion, 2018. **33**(4): p. 1692-1699.
51. Giantomassi, A., et al., *Signal Based Fault Detection and Diagnosis for Rotating Electrical Machines: Issues and Solutions*, in *Studies in Fuzziness and Soft Computing*. 2015, Springer Verlag. p. 275-309.
52. Afrasiabi, S., et al. *Real-Time Bearing Fault Diagnosis of Induction Motors with Accelerated Deep Learning Approach*. 2019. Institute of Electrical and Electronics Engineers Inc.
53. He, D. and B. Fahimi. *Power management of a self-powered multi-parameter wireless sensor for IoT application*. 2018. Institute of Electrical and Electronics Engineers Inc.

54. Martin-Diaz, I., et al., *An Experimental Comparative Evaluation of Machine Learning Techniques for Motor Fault Diagnosis under Various Operating Conditions*. IEEE Transactions on Industry Applications, 2018. **54**(3): p. 2215-2224.
55. Meckel, S., R. Obermaisser, and J.U. Yang. *Generation of a diagnosis model for hybrid-electric vehicles using machine learning*. 2018. Institute of Electrical and Electronics Engineers Inc.
56. Senanayaka, J.S.L., H. Van Khang, and K.G. Robbersmyr. *Online Fault Diagnosis System for Electric Powertrains Using Advanced Signal Processing and Machine Learning*. 2018. Institute of Electrical and Electronics Engineers Inc.
57. Chahine, K., *Rotor fault diagnosis in induction motors by the matrix pencil method and support vector machine*. International Transactions on Electrical Energy Systems, 2018. **28**(10).
58. Kao, I.H., et al., *Analysis of Permanent Magnet Synchronous Motor Fault Diagnosis Based on Learning*. IEEE Transactions on Instrumentation and Measurement, 2019. **68**(2): p. 310-324.
59. Mendonça, P.L., et al., *Detection and modelling of incipient failures in internal combustion engine driven generators using Electrical Signature Analysis*. Electric Power Systems Research, 2017. **149**: p. 30-45.
60. Cabal-Yepe, E., et al., *Single-parameter fault identification through information entropy analysis at the startup-transient current in induction motors*. Electric Power Systems Research, 2012. **89**: p. 64-69.
61. Kande, M., et al., *Rotating electrical machine condition monitoring automation—A review*. Machines, 2017. **5**(4): p. 24.
62. Delpha, C., et al., *Multiple incipient fault diagnosis in three-phase electrical systems using multivariate statistical signal processing*. Engineering Applications of Artificial Intelligence, 2018. **73**: p. 68-79.
63. Vas, P., *Parameter estimation, condition monitoring, and diagnosis of electrical machines*. Vol. 27. 1993: Oxford University Press.

64. Tidriri, K., et al., *A generic framework for decision fusion in fault detection and diagnosis*. Engineering Applications of Artificial Intelligence, 2018. **71**: p. 73-86.
65. Delgado-Arredondo, P.A., et al., *Methodology for fault detection in induction motors via sound and vibration signals*. Mechanical Systems and Signal Processing, 2017. **83**: p. 568-589.
66. Serdio, F., et al., *Fuzzy fault isolation using gradient information and quality criteria from system identification models*. Information Sciences, 2015. **316**: p. 18-39.
67. Serdio, F., et al., *Improved fault detection employing hybrid memetic fuzzy modeling and adaptive filters*. Applied Soft Computing, 2017. **51**: p. 60-82.
68. Jafari, H. and J. Poshtan, *Fault detection and isolation based on fuzzy-integral fusion approach*. IET Science, Measurement and Technology, 2019. **13**(2): p. 296-302.
69. Chen, Z., et al., *A data-driven ground fault detection and isolation method for main circuit in railway electrical traction system*. ISA Transactions, 2019. **87**: p. 264-271.
70. Jung, D. and E. Frisk, *Residual selection for fault detection and isolation using convex optimization*. Automatica, 2018. **97**: p. 143-149.
71. Jung, D. and C. Sundstrom, *A Combined Data-Driven and Model-Based Residual Selection Algorithm for Fault Detection and Isolation*. IEEE Transactions on Control Systems Technology, 2019. **27**(2): p. 616-630.
72. Kannan, R., S. Solai Manohar, and M. Senthil Kumaran, *Nominal features-based class specific learning model for fault diagnosis in industrial applications*. Computers and Industrial Engineering, 2018. **116**: p. 163-177.
73. Na, W., et al., *Sensitivity-based fault detection and isolation algorithm for road vehicle chassis sensors*. Sensors (Switzerland), 2018. **18**(8).
74. El Bakri, A., M. Koumir, and I. Boumhidi, *Extreme learning machine-based non-linear observer for fault detection and isolation of wind turbine*. Australian Journal of Electrical and Electronics Engineering, 2019. **16**(1): p. 12-20.

75. Sarwar, M., et al., *High impedance fault detection and isolation in power distribution networks using support vector machines*. Journal of King Saud University - Engineering Sciences, 2019.
76. Shahnazari, H., et al., *Modeling and fault diagnosis design for HVAC systems using recurrent neural networks*. Computers and Chemical Engineering, 2019: p. 189-203.
77. Yang, J., Y. Guo, and W. Zhao, *Long short-term memory neural network based fault detection and isolation for electro-mechanical actuators*. Neurocomputing, 2019.
78. Abderrahmane, M. and B. Mohammed, *Fault diagnosis of a wind turbine benchmark via statistical and support vector machine*. International Journal of Engineering Research in Africa, 2018. **37**: p. 29-42.
79. Ait-Izem, T., et al., *On the application of interval PCA to process monitoring: A robust strategy for sensor FDI with new efficient control statistics*. Journal of Process Control, 2018. **63**: p. 29-46.
80. Fazai, R., et al., *Online fault detection and isolation of an AIR quality monitoring network based on machine learning and metaheuristic methods*. International Journal of Advanced Manufacturing Technology, 2018. **99**(9-12): p. 2789-2802.
81. Khorasgani, H. and G. Biswas, *A methodology for monitoring smart buildings with incomplete models*. Applied Soft Computing Journal, 2018. **71**: p. 396-406.
82. Lindahl, P.A., et al., *Shipboard Fault Detection Through Nonintrusive Load Monitoring: A Case Study*. IEEE Sensors Journal, 2018. **18**(21): p. 8986-8995.
83. Mohamed Syed Ali, A., *Helmet deduction using image processing*. Indonesian Journal of Electrical Engineering and Computer Science, 2018. **9**(2): p. 342-344.
84. Zhang, D., et al., *A Data-Driven Design for Fault Detection of Wind Turbines Using Random Forests and XGboost*. IEEE Access, 2018. **6**: p. 21020-21031.

85. Cheng, F., et al. *Rotor current-based fault diagnosis for DFIG wind turbine drivetrain gearboxes using frequency analysis and a deep classifier*. 2017. Institute of Electrical and Electronics Engineers Inc.
86. Cheng, F., et al., *Rotor-Current-Based Fault Diagnosis for DFIG Wind Turbine Drivetrain Gearboxes Using Frequency Analysis and a Deep Classifier*. *IEEE Transactions on Industry Applications*, 2018. **54**(2): p. 1062-1071.
87. Gao, Z. and S. Sheng, *Real-time monitoring, prognosis, and resilient control for wind turbine systems*. *Renewable Energy*, 2018. **116**: p. 1-4.
88. Zhu, Y., et al., *Improvement of reliability and wind power generation based on wind turbine real-time condition assessment*. *International Journal of Electrical Power and Energy Systems*, 2019. **113**: p. 344-354.
89. Vigneshkumar, S., et al. *Fault Detection in Gearbox Using Motor Electrical Signature Analysis*. in *2018 9th International Conference on Computing, Communication and Networking Technologies (ICCCNT)*. 2018. IEEE.
90. Yang, B.-S., M.-S. Oh, and A.C.C. Tan, *Fault diagnosis of induction motor based on decision trees and adaptive neuro-fuzzy inference*. *Expert Systems with Applications*, 2009. **36**(2): p. 1840-1849.
91. Patel, R.K. and V. Giri, *Feature selection and classification of mechanical fault of an induction motor using random forest classifier*. *Perspectives in Science*, 2016. **8**: p. 334-337.
92. Jacop, A., et al. *Bearing fault detection for drivetrains using adaptive filters based wavelet transform*. in *2017 20th International Conference on Electrical Machines and Systems (ICEMS)*. 2017. IEEE.
93. Qin, Y., J. Zou, and F. Cao, *Adaptively detecting the transient feature of faulty wind turbine planetary gearboxes by the improved kurtosis and iterative thresholding algorithm*. *IEEE Access*, 2018. **6**: p. 14602-14612.

94. Zimroz, R., et al., *Diagnostics of bearings in presence of strong operating conditions non-stationarity—A procedure of load-dependent features processing with application to wind turbine bearings*. *Mechanical systems and signal processing*, 2014. **46**(1): p. 16-27.
95. Chen, J., et al., *Generator bearing fault diagnosis for wind turbine via empirical wavelet transform using measured vibration signals*. *Renewable Energy*, 2016. **89**: p. 80-92.
96. Teng, W., et al., *Multi-fault detection and failure analysis of wind turbine gearbox using complex wavelet transform*. *Renewable Energy*, 2016. **93**: p. 591-598.
97. Muralidharan, V. and V. Sugumaran, *Feature extraction using wavelets and classification through decision tree algorithm for fault diagnosis of mono-block centrifugal pump*. *Measurement*, 2013. **46**(1): p. 353-359.
98. Wen, L., et al., *A Jointed Signal Analysis and Convolutional Neural Network Method for Fault Diagnosis*. *Procedia CIRP*, 2018. **72**: p. 1084-1087.
99. Tsoumakas, G. and I. Katakis, *Multi-label classification: An overview*. *International Journal of Data Warehousing and Mining (IJDWM)*, 2007. **3**(3): p. 1-13.
100. Herrera, F., et al., *Multilabel classification*, in *Multilabel Classification*. 2016, Springer. p. 17-31.
101. Read, J., B. Pfahringer, and G. Holmes. *Multi-label classification using ensembles of pruned sets*. in *8th IEEE international conference on data mining*. 2008. IEEE.
102. Read, J., et al., *Classifier chains for multi-label classification*. *Machine learning*, 2011. **85**(3): p. 333.
103. Fu, H., et al., *Joint optic disc and cup segmentation based on multi-label deep network and polar transformation*. *IEEE transactions on medical imaging*, 2018. **37**(7): p. 1597-1605.
104. Xu, C., D. Tao, and C. Xu. *Robust extreme multi-label learning*. in *Proceedings of the 22nd ACM SIGKDD international conference on knowledge discovery and data mining*. 2016. ACM.

105. Cakir, E., et al. *Polyphonic sound event detection using multi label deep neural networks*. in *2015 international joint conference on neural networks (IJCNN)*. 2015. IEEE.
106. Yang, X., et al., *Identification of unhealthy Panax notoginseng from different geographical origins by means of multi-label classification*. *Spectrochimica Acta Part A: Molecular and Biomolecular Spectroscopy*, 2019: p. 117243.
107. Hsu, C.-W., C.-C. Chang, and C.-J. Lin, *A practical guide to support vector classification*. 2003.
108. Dudani, S.A., *The distance-weighted k-nearest-neighbor rule*. *IEEE Transactions on Systems, Man, and Cybernetics*, 1976(4): p. 325-327.
109. Peterson, L.E., *K-nearest neighbor*. *Scholarpedia*, 2009. **4**(2): p. 1883.
110. Domeniconi, C. and D. Gunopulos. *Adaptive nearest neighbor classification using support vector machines*. in *Advances in neural information processing systems*. 2002.
111. Keskes, H., A. Braham, and Z. Lachiri, *Broken rotor bar diagnosis in induction machines through stationary wavelet packet transform and multiclass wavelet SVM*. *Electric Power Systems Research*, 2013. **97**: p. 151-157.
112. Imandoust, S.B. and M. Bolandraftar, *Application of k-nearest neighbor (knn) approach for predicting economic events: Theoretical background*. *International Journal of Engineering Research and Applications*, 2013. **3**(5): p. 605-610.
113. Hu, L.-Y., et al., *The distance function effect on k-nearest neighbor classification for medical datasets*. *SpringerPlus*, 2016. **5**(1): p. 1304.
114. Dietterich, T.G. *Ensemble methods in machine learning*. in *International workshop on multiple classifier systems*. 2000. Springer.
115. Gómez, D. and A. Rojas, *An empirical overview of the no free lunch theorem and its effect on real-world machine learning classification*. *Neural computation*, 2016. **28**(1): p. 216-228.
116. Wolpert, D.H. and W.G. Macready, *No free lunch theorems for optimization*. *IEEE transactions on evolutionary computation*, 1997. **1**(1): p. 67-82.

117. Galar, M., et al., *A review on ensembles for the class imbalance problem: bagging-, boosting-, and hybrid-based approaches*. IEEE Transactions on Systems, Man, and Cybernetics, Part C (Applications and Reviews), 2011. **42**(4): p. 463-484.
118. Polikar, R., *Ensemble based systems in decision making*. IEEE Circuits and systems magazine, 2006. **6**(3): p. 21-45.
119. Stack, J.R., T.G. Habetler, and R.G. Harley, *Effects of machine speed on the development and detection of rolling element bearing faults*. IEEE Power Electronics Letters, 2003. **1**(1): p. 19-21.
120. Skipp, B., *Ground vibration—codes and standards*. Ground dynamics and man-made processes. The Institution of Civil Engineers, United Kingdom, 1998: p. 29-41.
121. Thomson, D.J., *Spectrum estimation and harmonic analysis*. Proceedings of the IEEE, 1982. **70**(9): p. 1055-1096.
122. Liu, H. and H. Motoda, *Feature extraction, construction and selection: A data mining perspective*. Vol. 453. 1998: Springer Science & Business Media.