

Symmetry breaking and skyrmionic transport in twisted bilayer graphene

Shubhayu Chatterjee,¹ Nick Bultinck,¹ and Michael P. Zaletel¹

¹*Department of Physics, University of California, Berkeley, California 94720, USA*

Motivated by recent low-temperature magnetoresistance measurements in twisted bilayer graphene aligned with hexagonal boron-nitride substrate, we perform a systematic study of possible symmetry breaking orders in this device at a filling of two electrons per moiré unit cell. We find that the surprising non-monotonic dependence of the resistance on an out-of-plane magnetic field is difficult to reconcile with particle-hole charge carriers from the low-energy bands in symmetry broken phases. We invoke the non-zero Chern numbers of the twisted bilayer graphene flat bands to argue that skyrmion textures provide an alternative for the dominant charge carriers. Via an effective field-theory for the spin degrees of freedom, we show that the effect of spin Zeeman splitting on the skyrmion excitations provides a possible explanation for the non-monotonic magnetoresistance. We suggest several experimental tests, including the functional dependence of the activation gap on the magnetic field, for our proposed correlated insulating states at different integer fillings. We also discuss possible exotic phases and quantum phase transitions that can arise via skyrmion-pairing on doping such an insulator.

I. INTRODUCTION

A series of recent experimental breakthroughs has uncovered surprising and fascinating correlated electron phenomena in two-dimensional van der Waals moiré materials. Transport experiments on twisted bilayer graphene [1–3], ABC trilayer graphene on hexagonal boron-nitride (hBN) [4, 5], and twisted double bilayer graphene [6–8] show evidence of insulating states around charge neutrality at electron fillings for which no single-particle band-gap is expected. To make the story even more interesting, superconducting domes flanking some of these insulating states were observed [2, 3, 6, 8, 9]. In Refs. [10–12], spatially resolved properties of the insulating states were studied using scanning tunneling microscopy (STM) experiments. Recently, transport experiments were also performed at larger temperatures, and revealed an interesting broad temperature range with a large and linearly increasing resistivity [13, 14].

The origin of the insulating and superconducting states can be traced back to the presence of bands with vanishing bandwidth in the mini- or moiré Brillouin zone. In twisted bilayer graphene (tBLG), such flat mini-bands were predicted to occur at special ‘magic’ twist angles between the top and bottom graphene layer [15]; an exact flat band criterion was later obtained in Ref. [16] for a chiral approximation of the tBLG continuum model [15, 17, 18]. In ABC trilayer graphene on hBN and twisted double bilayer graphene, similar flat mini-bands around charge neutrality can be obtained by applying a suitable displacement field [4, 19, 20]. Interestingly, the flat bands often also have non-trivial topological properties. For instance in tBLG, the flat bands have non-trivial fragile topology protected by the space group symmetries [21–24]. In devices which have isolated flat bands, one generally finds broad parameter regimes where these bands have non-zero Chern number [19, 20, 25–28].

In this work, we focus on flat bands which have a gap at the charge neutrality point (CNP). This is motivated by the experiments of Refs. [29, 30], where the Dirac

cones in the tBLG flat bands are gapped by the C_{2v} symmetry breaking AB-sublattice splitting induced by the hBN substrate. Although we focus on the case where the bandgap at charge neutrality has a trivial single-particle origin, most of our results can also be applied to mean-field band structures where the gap at the CNP results from spontaneous symmetry breaking induced by electron interactions. In tBLG, $C_{2v}T$ symmetry (with T being time-reversal) needs to be spontaneously broken in order to generate a mean-field gap at charge neutrality. Self-consistent Hartree-Fock studies have found that this indeed happens for certain interaction strengths and twist angles [3, 26, 31]. It was found that the $C_{2v}T$ symmetry breaking self-consistent Hartree-Fock solutions are very susceptible to C_{3v} breaking strain [31], an observation which agrees with the STM and transport experiments [32].

Our main focus is tBLG with a single-particle gap at charge neutrality at electron filling $\nu = 2$, i.e. at a doping of two electrons per moiré unit cell with respect to charge neutrality. Based on a phenomenological mean-field analysis, we argue that the magnetoresistance measurements of Ref. [29] impose very non-trivial constraints on the state that is realized at $\nu = 2$. We analyse the different possible symmetry breaking orders and find that (almost) all of them are hard to reconcile with the transport measurements of Ref. [29], given that we assume the charge carriers to be conventional particle-hole excitations. However, because of the non-trivial topology of the flat bands, skyrmions textures in a spin-polarized flat band carry electric charge [33]. We study the potential role of skyrmions as the dominant charge carriers and find that they provide a natural explanation of the experimental data of Refs. [29, 30]. We therefore posit that skyrmions contribute to transport in tBLG, and we provide experimentally falsifiable predictions for the activation gap as a function of out-of-plane magnetic field for insulators at $\nu = 2, 3$ to test our assertion. Towards the end of the manuscript, we speculate on skyrmion-pairing and possible connections to superconductivity.

II. MAGIC-ANGLE TWISTED BILAYER GRAPHENE ALIGNED WITH HBN

We consider tBLG at the first magic angle $\theta \approx 1.05^\circ$ [15], encapsulated on both sides by a hBN substrate. If hBN is sufficiently aligned with graphene, it induces a non-negligible sublattice splitting $\Delta\sigma^z$, which results in a C_2T breaking mass term at the Dirac points [34–37]. Further, because of the mismatch in lattice constant between graphene and hBN, a second moiré pattern arises [38]. As the rotation angle between graphene and hBN decreases, both the induced Dirac mass term and the strength of the second moiré pattern increase. There is a regime where the hBN induced moiré pattern can be neglected, while there is nonetheless a sizable Dirac mass. Here, we consider the situation where the top graphene layer and hBN substrate are in this regime, while the bottom graphene layer is sufficiently unaligned with hBN and is therefore not affected by the substrate. We will often use a hBN induced sublattice splitting of 15 meV, which is expected to be a good estimate based on the findings of Ref. [39]. We refer to Appendix A for a detailed discussion of the moiré Hamiltonian used in this work.

In Refs. [27, 28], it was found that a non-zero sublattice splitting on one side of magic-angle tBLG gaps out all Dirac cones of the moiré Hamiltonian. Because the two Dirac cones in a single-valley moiré Hamiltonian, shown in Fig. 1(a), originate from the two different graphene layers, this is a consequence of the inter-layer coupling. Ignoring spin, the single-valley moiré Hamiltonian with sublattice splitting on one layer has two isolated flat bands, as shown in Fig. 1(b). The Chern numbers of these bands were calculated in Refs. [27, 28], and found to be $C = \pm 1$. Note that once we know the Chern number C of one band, all the other Chern numbers are fixed. This is because the total Chern number in one valley always adds up to zero (as long as the sublattice splitting is not strong enough to mix the flat bands with the dispersive bands), and because the two valleys are interchanged by time-reversal symmetry, which changes the sign of the Chern number. With positive sublattice splitting Δ on one of the graphene layers, the band above charge neutrality in valley +, i.e. the valley at the K points of the mono-layer graphene Brillouin zone, has $C = -1$.

In Refs. [29, 30], spontaneous time-reversal symmetry breaking at $\nu = 3$ was observed in a magic-angle tBLG device where one of the graphene layers is nearly aligned with hBN. In particular, Ref. [29] reported a rotational mismatch between the top graphene layer and the hBN substrate of $\approx 0.83^\circ$. In both experiments, the spontaneous time-reversal breaking is accompanied by a non-zero anomalous Hall effect. On top of this, ref. [30] observed insulating behavior at $\nu = 3$, and a corresponding quantized Hall conductance $\sigma_{xy} = \pm e^2/h$. Because of the non-zero Chern numbers of the flat bands with hBN alignment, these experimental observations at $\nu = 3$ can be naturally explained if the Coulomb interactions cause

the electrons to spontaneously polarize into one valley [27, 28]; complete spin polarization in addition to valley polarization can lead to an insulator with quantized σ_{xy} . In this work we focus on the experimental findings for the same devices at filling $\nu = 2$. At this filling, no anomalous Hall effect was observed, but a clear resistance peak is nevertheless present [29, 30]. Although an activation gap is yet to be observed at $\nu = 2$ in transport measurements, this resistance peak hints at the possibility of a true insulating state at zero temperature. Here we assume that such an insulating state is indeed realized at lower temperatures.

Before going into the interaction effects that stabilize the putative insulator at $\nu = 2$, we first discuss one last single-particle effect. In Ref. [29], it was observed that applying a displacement field along one direction destroys the resistance peak at $\nu = 2$, while this peak is almost insensitive to a displacement field applied in the other direction. To understand this behavior, we studied the effect of a non-zero potential energy difference between top and bottom graphene layers on the flat bands. In Fig. 1(c), we show the density of states (DOS) of the flat bands with a sublattice splitting $\Delta_t = 15$ meV, and a potential energy difference $\Delta U = U_t - U_b$ of 0, 50 and -50 meV. We see that for $\Delta U = 50$ meV, there is only a small change in the conduction band DOS as compared to the case when $\Delta U = -50$ meV. Fig. 1 clearly shows that for negative ΔU , the conduction band DOS decreases more, and spreads over a larger energy window as function of $|\Delta U|$. At the very least, this dependence of the DOS on displacement field, and in particular on the sign of ΔU , is consistent with the scenario that the resistance peak at $\nu = 2$ is attributed to a correlated insulator, because a lower DOS and a larger bandwidth reduce the effect of electron interactions.

III. POSSIBLE SYMMETRY BREAKING ORDERS AT $\nu = 2$

To address the nature of the correlated insulator observed at $\nu = 2$, we follow the phenomenological approach of Ref. [28] and identify the symmetry breaking orders that are compatible with the experimental observations (for simplicity, we neglect spatial symmetry breaking on the moiré scale). We note that recently a similar phenomenological approach was used to distinguish different pairing order parameters in tBLG and twisted double bilayer graphene [40, 41]. The dominant terms in the Hamiltonian are $U(2)_+ \times U(2)_-$ symmetric, where the \pm subscript refers to the valley quantum number. The $U(2)_+ \times U(2)_-$ symmetry consists of overall charge conservation, valley-charge conservation, and independent $SU(2)$ spin rotations in each valley. We write its corresponding Lie algebra as $\mathbb{1}, \tau^z, \mathbf{s}$ and $\tau^z \mathbf{s}$, where τ^i and s^i are the Pauli matrices acting respectively on the valley and spin indices. The total Hamiltonian also contains terms that break the $SU(2)_+ \times SU(2)_-$ subgroup

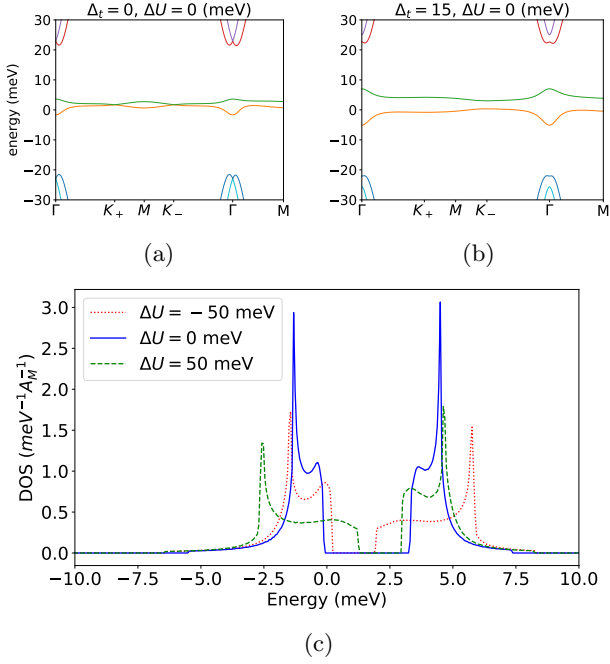


FIG. 1: (a) Band spectrum around charge neutrality of the single-valley tBLG moiré Hamiltonian at the first magic angle $\theta \approx 1.05^\circ$. At the K points in the mini-Brillouin zones, Dirac cones protected by $C_{2v}T$ are present. (b) With a sublattice splitting Δ_t of 15 meV on the top graphene layer, induced by alignment with the hBN substrate, the Dirac cones acquire a mass. The resulting isolated valence and conduction bands carry non-zero Chern number $|C| = 1$. (c) The effect on the flat band density-of-states (DOS) of a potential energy difference ΔU between top and bottom graphene layers as a result of non-zero displacement field, for $\Delta_t = 15$ meV. A_M is the area of the moiré unit cell. The valence (conduction) band DOS is strongly affected by positive (negative) ΔU .

down to the physical $SU(2)$ spin rotation group, but they operate at much lower energy scales. We will ignore these terms for now, and discuss them in more detail in the next section. We can organize the fifteen order parameters $\tau^i s^j$ into three different multiplets under $U(2)_+ \times U(2)_-$ [28]: (1) τ^z , (2) $(\tau^{x/y}, \tau^{x/y} \mathbf{s})$ and (3): $(\mathbf{s}, \tau^z \mathbf{s})$.

The order parameter τ^z corresponds to a spin singlet, valley-polarized insulator where all electrons occupy the same valley. This possibility can readily be excluded, since in this case the system would be an anomalous Hall insulator with $\sigma_{xy} = \pm 2e^2/h$. However, no sign of non-zero Hall conductivity at zero magnetic field was observed at $\nu = 2$ [29].

The second possibility is that the ground state corresponds to an intervalley coherent (IVC) state, with order parameter multiplet $(\tau^{x/y}, \tau^{x/y} \mathbf{s})$. Let us pick the τ^x, τ^y order parameters, and write the mean field Hamiltonian for the four bands above charge neutrality (including spin) as $H_{MF} = \sum_{\mathbf{k}} c_{\mathbf{k},\tau,s}^\dagger [h_{\mathbf{k}}]_{\tau,s;\tau',s'} c_{\mathbf{k},\tau',s'}$, where \mathbf{k} lies in the mini-Brillouin zone (MBZ). For the IVC state, restricting to an out-of-plane magnetic field ($B_{\parallel} = 0$),

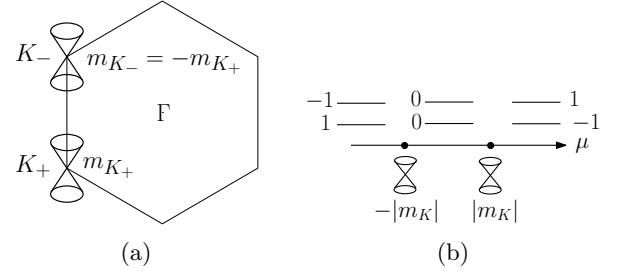


FIG. 2: (a) Mini-Brillouin zone with the Dirac cones at the K_+ and K_- points coming from the IVC insulator order parameter $M^x(\mathbf{k})\tau^x + M^y(\mathbf{k})\tau^y$. Both Dirac cones have the same chirality. The mass terms at K_+ and K_- , which have opposite signs, come from the flat band dispersion: $m_{K_{\pm}} = \pm(\varepsilon_{+,K_+} - \varepsilon_{+,K_-})/2$. (b) Effect of a fictitious term $\mu\tau^z$ on the IVC insulator mean-field Hamiltonian. Tuning μ from minus infinity to plus infinity induces two Chern number changing transitions, where the Chern number of the valence (conduction) band changes from 1 (-1) to 0, and from 0 to -1 (1) (for positive Δ_t). In the figure, above the μ axis we schematically show the valence and conduction bands with their respective Chern number.

$$h_{\mathbf{k}} = \frac{(\varepsilon_{+,\mathbf{k}} - \varepsilon_{-,\mathbf{k}})}{2} \tau^z \otimes s^0 + M^x(\mathbf{k}) \tau^x \otimes s^0 + M^y(\mathbf{k}) \tau^y \otimes s^0 - \frac{\mu_B g_v(\mathbf{k}) B_{\perp}}{2} \tau^z \otimes s^0 - \frac{\mu_B g_s B_{\perp}}{2} \tau^0 \otimes s^z, \quad (1)$$

where $\varepsilon_{\tau,\mathbf{k}}$ is the band energy in valley τ . Note that we have dropped an unimportant term proportional to the identity. The first term on the second line in Eq. (1) is the valley Zeeman term, with μ_B the Bohr magneton, which describes the coupling between an out-of-plane magnetic field B_{\perp} and the orbital magnetic moment of the electrons [42–44]. The last term is the conventional spin-Zeeman term. Time reversal acts on the Hamiltonian in Eq. (1) as $\tau^x K$, where K means complex conjugation. Let us first analyze this mean field Hamiltonian for $B_{\perp} = 0$. Because the flat bands above charge neutrality have Chern number $C = \pm 1$, we know that $M(\mathbf{k}) = M^x(\mathbf{k}) + iM^y(\mathbf{k})$ has at least two nodes in the mini-Brillouin zone with the same phase winding [27, 45] (see also [46]). Assuming the minimal scenario with only two nodes is realized, C_{3v} and time-reversal symmetry dictate that these nodes are located either at the K_+ and K_- points of the mini-Brillouin zone, or both at the Γ point. Since the IVC mass M set by the Coulomb scale (≈ 20 meV) is expected to be much larger than the non-interacting bandwidth (≈ 3 meV), the minimum band gap corresponds to the nodes of $M(\mathbf{k})$ in the MBZ. Therefore, when the nodes are at the K points, the band gap of the mean field Hamiltonian is given by $|\varepsilon_{+,K_+} - \varepsilon_{-,K_+}| = |\varepsilon_{+,K_+} - \varepsilon_{+,K_-}|$, where we have used $\varepsilon_{-,\mathbf{k}} = \varepsilon_{+,-\mathbf{k}}$ as follows from time-reversal symmetry. We will refer to this possibility as the IVC insulator. If the nodes are both at Γ , then the mean field Hamiltonian is a semi-metal, which we will refer to as the IVC semi-metal. Let us first elaborate on the topological properties of the gapped bands of the IVC insulator. Because

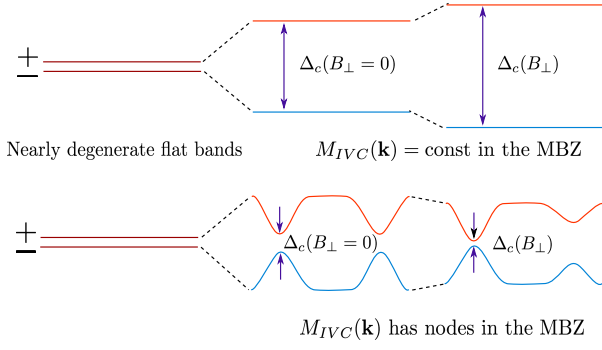


FIG. 3: Schematic charge gap Δ_c as a function of B_\perp for the IVC-I state, neglecting the small spin Zeeman effect. Δ_c would increase for uniform non-zero $M_{IVC}(\mathbf{k})$. This is not allowed by the opposite Chern numbers of the two valleys and hence Δ_c decreases at one node of $M_{IVC}(\mathbf{k})$.

the nodes of $\Delta(\mathbf{k})$ have the same winding, the resulting Dirac cones in the mean field Hamiltonian have the same chirality. The mass terms $m_{K_+}\tau^z$ and $m_{K_-}\tau^z$ at the K_+ and K_- points coming from the flat-band dispersion have opposite sign, as can easily be seen from $m_{K_+} = (\varepsilon_{+,K_+} - \varepsilon_{-,K_+})/2 = (\varepsilon_{+,K_+} - \varepsilon_{+,K_-})/2$ and $m_{K_-} = (\varepsilon_{+,K_-} - \varepsilon_{-,K_-})/2 = (\varepsilon_{+,K_-} - \varepsilon_{+,K_+})/2$. So we conclude that the bands of the IVC insulator mean field Hamiltonian have zero Chern number. This can also be seen by adding a fictitious term $\mu\tau^z$ to the Hamiltonian in Eq. (1). Tuning μ from minus infinity to plus infinity induces two Chern number changing transitions, where at each transition the Chern number changes by one at a Dirac cone located at one of the nodes of $M(\mathbf{k})$. This is shown schematically in Fig. 2 (b).

Now we investigate the consequences of turning on a non-zero out-of-plane magnetic field. We first consider the IVC insulator. For non-zero B_\perp , the valley-Zeeman term starts to compete with the mass terms $m_{K_+}\tau^z$ and $m_{K_-}\tau^z$. Since $m_{K_+} = -m_{K_-}$, the valley Zeeman effect must decrease the gap at either K_+ or K_- (and increase the gap at the other point, see Fig. 3), regardless of the sign of the perpendicular magnetic field. At the twist angle used in Ref. [29], and with $\Delta_t = 15$ meV, the magnitude of $g_v(\mathbf{k})$ is approximately 15 at the mini-Brillouin zone K points [28]. Because of this, we can safely ignore the spin-Zeeman term. From the mean-field Hamiltonian Eq. (1), we see that the band gap of the IVC insulator is given by

$$\Delta_{IVC-I}(B_\perp) = 2|m_K| - \mu_B|g_v(\mathbf{K})B_\perp| \quad (2)$$

Irrespective of the sign of B_\perp , the band gap Δ_{IVC-I} closes when $\mu_B|g(\mathbf{K})B_\perp|/2 = |m_K|$, where $|m_K| = |m_{K_+}| = |m_{K_-}|$. Given that $|m_K| \approx 1.5$ meV, we find that the bandgap of the IVC insulator closes when $B_\perp \approx 3 - 4$ T. However, this behavior, schematically depicted in Fig. 3, is difficult to reconcile with the experimental findings of Ref. [29] as the magnetoresistance measurements show an increase in resistivity at $\nu = 2$

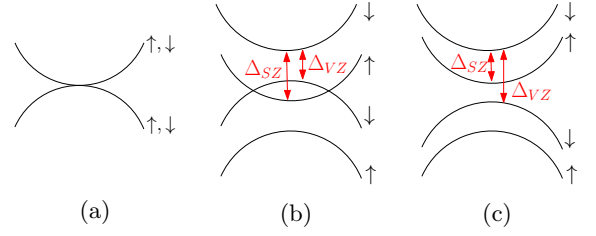


FIG. 4: Band spectrum around Γ of the IVC semi-metal mean-field Hamiltonian, corresponding to Eq. (1) with both nodes of $M(\mathbf{k})$ located at Γ . (a) Band spectrum at $B_\perp = 0$. (b) With non-zero B_\perp , the band spectrum develops a Fermi surface if the spin-Zeeman splitting $\Delta_{SZ} = |g_s\mu_B B_\perp|$ is greater than the valley-Zeeman splitting $\Delta_{VZ} = |g_v(0)\mu_B B_\perp|$. (c) The opposite case compared to (b). Now the valley-Zeeman splitting is larger than the spin-Zeeman splitting, resulting in a gapped band spectrum.

as a function of out-of-plane magnetic field, with a resistance peak around 6 T.

For the IVC semi-metal, the valley-Zeeman term will generate a mass term at Γ . The spin-Zeeman term lifts the spin degeneracy, which makes the valence and conduction bands overlap around Γ . The net effect of the out-of-plane magnetic field depends on the sign of $g_s - g_v(0)$, where $g_v(0)$ is the orbital g -factor at Γ . As we show in Fig. 4, if the spin-Zeeman splitting $\Delta_{SZ}(B_\perp) = |g_s\mu_B B_\perp|$ is bigger than the valley-Zeeman splitting $\Delta_{VZ}(B_\perp) = |g_v(0)\mu_B B_\perp|$, a Fermi surface appears around Γ . If $\Delta_{VZ}(B_\perp) > \Delta_{SZ}(B_\perp)$, then the IVC semi-metal develops an energy gap at Γ . We find that $g_v(0)$ depends sensitively on twist angle, lattice relaxation and sublattice splitting. However, generically $g_v(0) > g_s$, such that an out-of-plane magnetic field creates a non-zero energy gap. The IVC semi-metal is thus consistent with the magnetoresistance measurements of Ref. [29]. However, we expect such a phase to be energetically unfavorable for two reasons. First, the Fermi surface is not entirely gapped out at $B_\perp = 0$, which means that the fermions gain less correlation energy compared to other order parameters that lead to a fully gapped spectrum. Second, a double vortex in $M(\mathbf{k})$ costs twice the energy of two single vortices from a symmetry allowed term of the form $\int_{\mathbf{k}} |\nabla_{\mathbf{k}} M(\mathbf{k})|^2$ in the effective action, as the latter endows a vortex with an energy cost proportional to the square of its winding number. Therefore, below we will focus on the possibility of an insulating state at $\nu = 2$.

Let us also briefly comment on the possibility that C_{3v} and/or time-reversal are spontaneously broken. In that case, the nodes of $M(\mathbf{k})$ appear at generic positions in the mini-Brillouin zone, and will be gapped out by the mass terms $(\varepsilon_{+,k} - \varepsilon_{-,k})\tau^z/2$ at the locations of the nodes. For non-zero B_\perp , both the valley-Zeeman and the spin-Zeeman terms will compete with these mass terms, similar to the case when the nodes are at the K -points, as long as time-reversal is preserved and hence the gap decreases for either direction of B_\perp . However, if $M(\mathbf{k})$

spontaneously breaks time-reversal and C_{3v} , it is possible for both mass terms to have the same sign at the location of the nodes. In this case, the band gap will decrease for one direction of B_\perp , but increase for the other direction. So this scenario could in principle explain the magnetoresistance measurements of Ref. [29], but it requires strong breaking of valley- $U(1)$, C_{3v} and time-reversal. It can readily be identified in experiments by doing magnetoresistance measurements for both directions of B_\perp and observing opposite behavior of $R_{xx}(B_\perp)$.

The third and final possibility is that the insulator has an order parameter in the multiplet $(\mathbf{s}, \tau^z \mathbf{s})$, in which case the electrons fill one spin-polarized band in each valley. Let us assume the order parameter is s^z , and write down a corresponding mean-field Hamiltonian:

$$h_{\mathbf{k}} = \frac{(\varepsilon_{+, \mathbf{k}} - \varepsilon_{-, \mathbf{k}})}{2} \tau^z \otimes s^0 + M_S \tau^0 \otimes s^z - \frac{\mu_B g_v(\mathbf{k}) B_\perp}{2} \tau^z \otimes s^0 - \frac{\mu_B g_s B_\perp}{2} \tau^0 \otimes s^z \quad (3)$$

In this case, the valley-Zeeman term competes with the order parameter mass term $M_S s^z$, and the mean-field band gap is given by

$$\Delta_{VI} \approx 2|M_S| - \mu_B |g_{v, \max} B_\perp|, \quad (4)$$

where $g_{v, \max}$ is the maximal value of $g_v(\mathbf{k})$ in the mini-Brillouin zone. Note that we have assumed that M_S is much larger than the bandwidth of the flat bands, although our conclusions below will also be valid without this assumption (as long as M_S is bigger than the bandwidth). We have also ignored the spin-Zeeman term because the maximal orbital g -factor is much larger than the spin g -factor. The bandgap Δ_{VI} again decreases with an out-of-plane magnetic field. So at first sight, also this insulator seems incompatible [28] with the experimental findings of Ref. [29]. However, in contrast to the IVC insulator, now the bands of the mean-field Hamiltonian in Eq. (3) have Chern number $C = \pm 1$. It is well-known in the context of quantum Hall ferromagnetism [33, 47, 48] that skyrmion textures in a spin-polarized Landau level carry electric charge [33]. This is also true for Chern insulators, which means that there is another candidate for the lowest-energy charged excitations. If skyrmions are indeed the lowest-energy charge carriers, then the resistivity increase with out-of-plane magnetic field in the transport measurements of Ref. [29] would result from the spin-Zeeman term, which increases the energy of a skyrmion. In the next sections, we examine this possibility in more detail. We note that skyrmions in general flat moiré bands with non-zero Chern number were also discussed in Ref. [19]. While Ref. [19] focuses on the possibility of skyrmionic superconductivity for bosonic skyrmions in $C = 2$ Chern bands, in our work we mainly focus on fermionic skyrmions in $C = 1$ bands and their implication on the gap.

IV. $SU(2)_+ \times SU(2)_-$ SYMMETRY BREAKING EFFECTS

In the previous section we have argued that if the resistance peak observed in Ref. [29] at $\nu = 2$ can be attributed to an insulating state, then this insulator has a symmetry breaking order parameter in the multiplet $(\mathbf{s}, \tau^z \mathbf{s})$, and skyrmions as lowest-energy charge carriers. Before discussing the skyrmion excitations in more detail, we first study the $SU(2)_+ \times SU(2)_-$ symmetry breaking terms in the Hamiltonian, which distinguish between the \mathbf{s} and $\tau \mathbf{s}$ order parameters. We want to know what order parameter gives the lowest energy, i.e. whether the $SU(2)_+ \times SU(2)_-$ breaking terms favor spin alignment or anti-alignment between the different valleys. If the spins are aligned in the two valleys (order parameter \mathbf{s}), the insulator is a time-reversal symmetry breaking ferromagnet with a non-zero local spin moment. If the spins in the valleys are anti-aligned (order parameter $\tau^z \mathbf{s}$), the insulator is time-reversal symmetric which implies there is no local spin moment. Because the electron spin in this state is locked to the valley quantum number ($s^z = \frac{\tau}{2}$ or $s^z = -\frac{\tau}{2}$), we will refer to it as the ‘spin-valley locked state’. In a non-zero external magnetic field, the spins in the spin-valley locked insulator will cant in the direction of the magnetic field, similar to the canted anti-ferromagnet (CAF) [49–51]. The canted spin-valley locked state which appears in this manuscript is similar to the CAF occurring in the $\nu = 0$ graphene Landau levels [52–55].

A first microscopic $SU(2)_+ \times SU(2)_-$ breaking term comes from the Coulomb interaction, which takes the form

$$H_C = \frac{1}{2A} \sum_{\mathbf{q}} \sum_{l, l'} V_{ll'}(\mathbf{q}) : \rho_l(\mathbf{q}) \rho_{l'}(-\mathbf{q}) :, \quad (5)$$

where $l = t, b$ is a layer index and A is the area of the mono-layer graphene unit cell. From now on we will always implicitly assume normal ordering. For the interaction potential we use a dual-gate screened Coulomb potential, which in momentum space takes the form

$$V_{tt}(\mathbf{q}) = V_{bb}(\mathbf{q}) = \frac{e^2}{2\epsilon_r \epsilon_0 |\mathbf{q}|} \tanh(D|\mathbf{q}|) \quad (6)$$

$$V_{tb}(\mathbf{q}) = V_{bt}(\mathbf{q}) = \frac{e^2}{2\epsilon_r \epsilon_0 |\mathbf{q}|} \left(e^{-d|\mathbf{q}|} - \frac{2e^{-2D|\mathbf{q}|}}{1 + e^{-2D|\mathbf{q}|}} \right) \quad (7)$$

where D is the distance from the tBLG to the metallic gates, which we take to be three moiré lattice constants. Eq. (7) holds when the inter-layer distance d , of the order of one graphene lattice constant, is much smaller than the gate distance D . Based on the findings of Ref. [56], we take the hBN dielectric constant to be $\epsilon_r = 6.6$. The layer resolved density operator $\rho_l(\mathbf{q})$ is given by

$$\rho_l(\mathbf{q}) = \frac{1}{\sqrt{N}} \sum_{\mathbf{k}}' \sum_{\sigma, s} \psi_{\mathbf{k}+\mathbf{q}, l, \sigma, s}^\dagger \psi_{\mathbf{k}, l, \sigma, s}, \quad (8)$$

where N is the number of graphene unit cells and σ and s are respectively sublattice and spin indices. We use primed momentum sums to denote sums that run over the mono-layer graphene Brillouin zone. A few remarks are in order before we proceed with our analysis. We have used the expression $V(\mathbf{q}) = \int d^2\mathbf{r} V(\mathbf{r}) e^{i\mathbf{q}\cdot\mathbf{r}}$ for the interaction potential in Fourier space. This approximation is valid for $a|\mathbf{q}| \ll 1$, with a the graphene lattice constant. However, the inter-valley scattering terms we are interested in involve large momentum transfers between electrons, and are therefore not in the regime where $a|\mathbf{q}| \ll 1$ holds. Although $V(\mathbf{q})$ does not accurately describe lattice-scale interactions, we nevertheless still expect it to give a reliable estimate for the energy scale of the inter-valley scattering, and to provide the correct physical picture of the $SU(2)_+ \times SU(2)_-$ symmetry breaking effects.

We now project the density operators in the flat bands above charge neutrality, which gives

$$\tilde{\rho}_{l,\mathbf{g}}(\mathbf{q}) = \frac{1}{\sqrt{N}} \sum_{\tau,\tau'} \sum_{\mathbf{k}} \lambda_{l,\mathbf{g}}^{\tau,\tau'}(\mathbf{q}, \mathbf{k}) c_{\mathbf{k}+\mathbf{q},\tau}^\dagger c_{\mathbf{k},\tau'} . \quad (9)$$

In this expression, both \mathbf{q} and \mathbf{k} lie in the mini-Brillouin zone, and \mathbf{g} is a moiré reciprocal lattice vector. The operators $c_{\mathbf{k},\tau} = (c_{\mathbf{k},\tau,\uparrow}, c_{\mathbf{k},\tau,\downarrow})^T$ annihilate an electron with momentum \mathbf{k} in the mini-band of valley τ . Note that since we are only considering one band per valley, we can use the valley index τ to label the mini-bands. The form factors are defined using the moiré Hamiltonian Bloch states $|u_\tau(\mathbf{k})\rangle$ as

$$\lambda_{l,\mathbf{g}}^{\tau,\tau'}(\mathbf{q}, \mathbf{k}) = \langle u_\tau(\mathbf{k} + \mathbf{q}) | S_{\mathbf{g}} P_l | u_{\tau'}(\mathbf{k}) \rangle , \quad (10)$$

where P_l projects onto layer l and $S_{\mathbf{g}}$ is a matrix with entries $[S_{\mathbf{g}}]_{\mathbf{g}_i, \mathbf{g}_j} = \delta_{\mathbf{g}_i, \mathbf{g} + \mathbf{g}_j}$, where \mathbf{g}, \mathbf{g}_i and \mathbf{g}_j are moiré reciprocal lattice vectors. Using the projected density operators, we write the Coulomb Hamiltonian as the sum of an intra-valley and an inter-valley parts

$$\tilde{H}_C = H_V + H_{IV} , \quad (11)$$

where H_V is $U(2)_+ \times U(2)_-$ symmetric. Here we are only interested in the inter-valley part, which takes the form

$$H_{IV} = \frac{1}{2NA} \sum_{\mathbf{q}, \mathbf{k}, \mathbf{k}'} \sum_{\tau} V_{\tau}^C(\mathbf{q}, \mathbf{k}, \mathbf{k}') c_{\mathbf{k}+\mathbf{q},-\tau}^\dagger c_{\mathbf{k},\tau} c_{\mathbf{k}'-\mathbf{q},\tau}^\dagger c_{\mathbf{k}',-\tau} , \quad (12)$$

where the flat-band projected interaction potential, defined to include the form factors, is given by

$$V_{\tau}^C(\mathbf{q}, \mathbf{k}, \mathbf{k}') = \sum_{l,l',\mathbf{g}} V_{ll'}(\mathbf{q} + \mathbf{g} + 2\mathbf{X}) \times \lambda_{l,\mathbf{g}}^{\tau,-\tau}(\mathbf{q}, \mathbf{k}) \lambda_{l',-\mathbf{g}}^{-\tau,\tau}(-\mathbf{q}, \mathbf{k}') \quad (13)$$

In the above expression, we use \mathbf{X} to denote the position of the center of the mini-Brillouin zone at the monolayer

K valleys (see Appendix A for additional details). Using a standard Fierz identity we can write H_{IV} as the sum of an inter-valley density-density interaction and an inter-valley Heisenberg or Hund's coupling [19]. We focus only on the $SU(2)_+ \times SU(2)_-$ breaking term, i.e. the inter-valley Heisenberg term. From Eq. (12) we see that it is of the form

$$H_{C,J} = -\frac{1}{NA} \sum_{\mathbf{q}, \mathbf{k}, \mathbf{k}'} \sum_{\tau} V_{\tau}^C(\mathbf{q} + \mathbf{k}' - \mathbf{k}, \mathbf{k}, \mathbf{k}') \times \sum_i \left(c_{\mathbf{k}'+\mathbf{q},-\tau}^\dagger \frac{s^i}{2} c_{\mathbf{k}',-\tau} \right) \left(c_{\mathbf{k}-\mathbf{q},\tau}^\dagger \frac{s^i}{2} c_{\mathbf{k},\tau} \right) , \quad (14)$$

where s^i are the Pauli matrices acting on spin indices. To see whether the Hamiltonian in Eq. (14) prefers ferro- or anti-ferromagnetically aligned spins in different valleys, we define the four Slater determinants $|\tau, s\rangle = (N_M!)^{-1/2} \prod_{\mathbf{k}} c_{\mathbf{k},\tau,s}^\dagger |0\rangle$, where N_M is the number of moiré unit cells. The relevant matrix element determining the inter-valley spin splitting in first order perturbation theory is given in terms of these Slater determinants as

$$\langle +, \uparrow; -, \uparrow | H_{C,J} | +, \uparrow; -, \uparrow \rangle = -\frac{1}{4NA} \sum_{\mathbf{k}, \mathbf{k}'} \sum_{\tau} V_{\tau}^C(\mathbf{k}' - \mathbf{k}, \mathbf{k}, \mathbf{k}') \quad (15)$$

We have calculated this matrix element numerically, and found that to a very good approximation it can be written as a function of the inter-layer distance d as

$$\frac{1}{N_M} \langle +, \uparrow; -, \uparrow | H_{C,J} | +, \uparrow; -, \uparrow \rangle \approx -(0.20 - 0.16 e^{-\frac{4\pi}{3} \frac{d}{a}}) \text{ meV} , \quad (16)$$

So the inter-valley Heisenberg coupling arising from Coulomb interaction is ferromagnetic, and its magnitude increases as a function of the inter-layer distance. This is a consequence of the phase structure of the flat band wave functions, which leads to the minus sign in front of the exponential factor.

Next to the Coulomb interaction, there is a second source of $SU(2)_+ \times SU(2)_-$ symmetry breaking, which comes from lattice-scale phonons near the K points of the graphene Brillouin zone. As discussed in detail in Appendix B, the phonon-induced inter-valley coupling projected into the flat bands is

$$H_{PH} = -\frac{g_{ph}}{N} \sum_{\mathbf{q}, \mathbf{k}, \mathbf{k}'} \sum_{\tau} V_{\tau}^{PH}(\mathbf{q}, \mathbf{k}, \mathbf{k}') \times c_{\mathbf{k}+\mathbf{q},-\tau}^\dagger c_{\mathbf{k},\tau} c_{\mathbf{k}'-\mathbf{q},\tau}^\dagger c_{\mathbf{k}',-\tau} , \quad (17)$$

where the phonon interaction strength is approximately $g_{ph} \approx 630$ meV. The phonon mediated interaction potential is expressed in terms of the form factors $f_{l,\mathbf{g}}^{\tau}(\mathbf{q}, \mathbf{k}) = \langle u_{-\tau}(\mathbf{k} + \mathbf{q}) | \sigma^x S_{\mathbf{g}} P_l | u_{\tau}(\mathbf{k}) \rangle$ as

$$V_\tau^{PH}(\mathbf{q}, \mathbf{k}, \mathbf{k}') = \sum_{l, \mathbf{g}} f_{l, \mathbf{g}}^\tau(\mathbf{q}, \mathbf{k}) f_{l, -\mathbf{g}}^{-\tau}(-\mathbf{q}, \mathbf{k}'). \quad (18)$$

As before, we can use a Fierz identity to isolate the $SU(2)_+ \times SU(2)_-$ symmetry breaking part of the Hamiltonian in Eq. (17). We find

$$H_{PH, J} = \frac{2g_{ph}}{N} \sum_{\mathbf{q}, \mathbf{k}, \mathbf{k}'} \sum_{\tau} V_\tau^{PH}(\mathbf{q} + \mathbf{k}' - \mathbf{k}, \mathbf{k}, \mathbf{k}') \times \sum_i \left(c_{\mathbf{k}'+\mathbf{q}, -\tau}^\dagger \frac{s^i}{2} c_{\mathbf{k}', -\tau} \right) \left(c_{\mathbf{k}-\mathbf{q}, \tau}^\dagger \frac{s^i}{2} c_{\mathbf{k}, \tau} \right), \quad (19)$$

The relevant matrix element for the phonon induced inter-valley coupling Hamiltonian is

$$\begin{aligned} & \langle +, \uparrow; -, \uparrow | H_{PH, J} | +, \uparrow; -, \uparrow \rangle \\ &= \frac{g_{ph}}{2N} \sum_{\mathbf{k}, \mathbf{k}'} \sum_{\tau} V_\tau^{PH}(\mathbf{k}' - \mathbf{k}, \mathbf{k}, \mathbf{k}') \end{aligned} \quad (20)$$

Evaluating this matrix element numerically, we find

$$\frac{1}{N_M} \langle +, \uparrow; -, \uparrow | H_{PH, J} | +, \uparrow; -, \uparrow \rangle \approx 0.075 \text{ meV} \quad (21)$$

We see that the phonon induced inter-valley Heisenberg coupling is anti-ferromagnetic. Note that it is a significant fraction of the Coulomb inter-valley Heisenberg coupling in Eq. (16) for $d \approx a$, so it cannot be neglected. In fact, if one would not take a finite layer separation into account in the Coulomb potential, the phonon contribution would dominate. We conclude that although the system at $\nu = 2$ will most likely be ferromagnetic (FM) and spontaneously break time-reversal symmetry, we can not rule out the spin-valley locked state (SVL) where the electron spins are anti-aligned in different valleys ($\langle \tau^z \mathbf{s} \rangle \neq 0$). The ferromagnetic state with order parameter \mathbf{s} was also recently found to describe the $\nu = 2$ insulator observed in twisted double bilayer-graphene [6–8, 20]. The possibility of magnetic order in magic-angle tBLG was also previously discussed in Refs. [26, 57–64].

V. CHARGED SKYRMION EXCITATIONS

As mentioned previously, a skyrmion texture described by a unit vector field $\mathbf{n}(\mathbf{r})$ in a spin polarized Chern band carries electric charge, as follows from the following general relation between the excess charge density $\rho(\mathbf{r})$ and Pontryagin density [33]:

$$\rho(\mathbf{r}) = -\frac{C}{4\pi} \mathbf{n}(\mathbf{r}) \cdot (\partial_x \mathbf{n}(\mathbf{r}) \times \partial_y \mathbf{n}(\mathbf{r})), \quad (22)$$

where C is the Chern number. In order to identify skyrmions as the dominant charge carriers, we have to study their energetics, which is what we turn to next.

A. Skyrmion energy with $SU(2)_+ \times SU(2)_-$ symmetry

For temperatures larger than the inter-valley Heisenberg coupling ($T \gtrsim 1\text{K}$), the spins from opposite valleys are decoupled via thermal fluctuations, while they remain ferromagnetically correlated within each valley due to the large Coulomb scale (as exemplified by the spin stiffness ρ_s calculated below). Therefore, let us first ignore the inter-valley Heisenberg coupling and assume that the Hamiltonian is $SU(2)_+ \times SU(2)_-$ symmetric. In that case, the lowest-energy skyrmions are skyrmions with topological charge ± 1 in a single valley. Because the flat bands have Chern number ± 1 , these skyrmions have electric charge ± 1 according to Eq. (22). The energy of such a skyrmion is given by $E_{sk} = 4\pi\rho_s$ [65], where ρ_s is the spin stiffness. In Refs. [33, 66], a mean-field expression for the spin stiffness of a spin polarized Landau level was derived. In Appendix C, this expression is generalized to the case of electrons interacting via a density-density term of the form $\sum_{\mathbf{k}} \tilde{V}(\mathbf{k}) \rho(\mathbf{k}) \rho(-\mathbf{k})$, projected onto a flat band with Berry curvature $\mathcal{F}(\mathbf{k})$. Using the same approach as Ref. [66], we find the following approximate expression for the spin stiffness:

$$\rho_s = \frac{1}{8A} \left(\frac{1}{N} \sum_{\mathbf{k}'} \mathcal{F}(\mathbf{k}')^2 \right) \left(\frac{1}{N} \sum_{\mathbf{k}} \tilde{V}(\mathbf{k}) f^2(\mathbf{k}) |\mathbf{k}|^2 \right), \quad (23)$$

where A is the area of the unit cell, N is the number of unit cells and $f(\mathbf{k}) = |\lambda(\mathbf{k}, \mathbf{k}_0)|$ for some representative \mathbf{k}_0 . The only approximation used to derive Eq. (23) is that the magnitude of the form factor $|\lambda(\mathbf{k}, \mathbf{q})|$ is independent of \mathbf{q} . If the Berry curvature is completely uniform throughout the Brillouin zone, Eq. (23) reduces to the previously derived expression for Landau levels [33, 66]. From Eq. (23), we see that a non-homogeneous Berry curvature leads to a higher spin stiffness, and therefore a higher skyrmion energy.

If we apply Eq. (23) to tBLG, we find

$$\rho_s \approx \frac{1}{8A_M} \left(\frac{1}{N_M} \sum_{\mathbf{k}' \in \text{mBZ}} \mathcal{F}(\mathbf{k}')^2 \right) \times \left(\frac{1}{N} \sum_{\mathbf{k} \in \text{mBZ}} \sum_{\mathbf{g}} V(\mathbf{k} + \mathbf{g}) f_{\mathbf{g}}^2(\mathbf{k}) |\mathbf{k}|^2 \right), \quad (24)$$

where A_M is the area of the moiré unit cell, N is the number of mono-layer graphene unit cells, N_M the number of moiré unit cells, \mathbf{g} again denotes the moiré reciprocal lattice vectors, $V(\mathbf{k})$ is the screened Coulomb potential defined in Eqs. (6) and (7) (with $d = 0$), and $f_{\mathbf{g}}(\mathbf{k}) = |\sum_l \lambda_{l, \mathbf{g}}^{++}(\mathbf{k}, \mathbf{K}_+/2)|$ (recall that \mathbf{K}_+ is the mini-BZ K -point). The reason for defining $f_{\mathbf{g}}(\mathbf{k})$ with respect to the momentum point $\mathbf{K}_+/2$ instead of the Γ point is that we found $|\sum_l \lambda_{l, \mathbf{g}}^{++}(\mathbf{k}, \mathbf{q})|$ to be largely independent of \mathbf{q} , *except* near Γ .

The energy cost of a well-separated skyrmion pair $E_{2,sk} = 8\pi\rho_s$ is to be compared with the energy cost of a particle-hole excitation in the spin polarized flat band. Using the same approximation as for the calculation of ρ_s , this energy cost in a mean-field decoupled Hamiltonian is readily found to be

$$E_{ph} = \frac{2}{N} \sum_{\mathbf{k}, \mathbf{g}} V(\mathbf{k} + \mathbf{g}) f_{\mathbf{g}}^2(\mathbf{k}), \quad (25)$$

which agrees with the expression for the energy of a well-separated particle-hole pair in the spin polarized lowest Landau level [67], and sets the scale for the mean-field gap M_S .

In Fig. 5 we plot the ratio $r = E_{2,sk}/E_{ph}$ of the energy of a skyrmion pair over the energy of a well-separated particle-hole pair for a dual-gate screened Coulomb potential, as a function of the sublattice splitting Δ_t on the top layer. The shape of this curve is completely determined by the distribution of the Berry curvature over the mini-Brillouin zone. From Fig. 5 we see that r initially decreases very quickly, until it reaches a minimum at $\Delta_t \approx 5$ meV. This decrease follows from the fact that the Berry curvature is initially peaked at the K points because of the Dirac cones in the $\Delta_t = 0$ band spectrum, but starts to smoothen out when Δ_t increases. The ratio r reaches a minimum for $\Delta_t \approx 5$ meV. After this minimum, the Berry curvature starts to accumulate again, this time at the Γ point. Now the spin stiffness increases only slowly with Δ_t . This is because a large value of Δ_t is required in order to close the gap between the flat band and the higher dispersive band at Γ , at which point the Berry curvature would also become singular. However, for realistic values of Δ_t , we see that the skyrmion-pair energy is around 40 to 45 percent of the particle-hole energy. For example, with $\Delta_t = 15$ meV, we find a skyrmion-pair energy of ≈ 21 meV, and a particle-hole energy of ≈ 48 meV.

The energy of a skyrmion in a single valley will increase when the inter-valley Heisenberg coupling is taken into account because this term wants to lock the spin moments in both valleys together and therefore penalizes a skyrmion texture made from the spins in only one valley but not the other. In the next section, we study the effect of non-zero inter-valley Heisenberg coupling in more detail.

B. Effective field theory description

In this section, we compute the energy of a charge e skyrmion in a single valley with non-zero inter-valley Heisenberg coupling. We take into account the change of the ground state due to the external magnetic field, but neglect the back-reaction of spins in the opposite valley

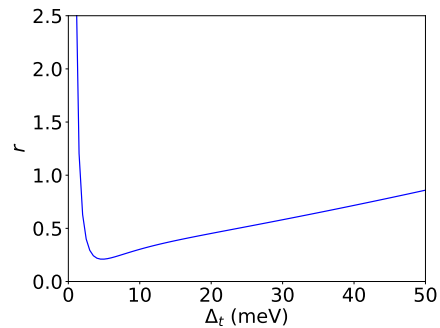


FIG. 5: Ratio $r = E_{2,sk}/E_{ph}$ of the energy of a well-separated skyrmion pair over the energy of a particle-hole excitation in a $SU(2)_+ \times SU(2)_-$ symmetric model as a function of the sublattice splitting on the top graphene layer.

in response to the formation of a single skyrmion. We expect this to be a good approximation in the regime where the inter-valley exchange, parameterized by $\bar{\rho}_s$, is weaker than the spin stiffness ρ_s in each individual valley; this is the case for tBLG on HBN as shown by our numerical estimates ($\bar{\rho}_s/\rho_s \approx 0.1$).

First, we consider the ferromagnet. A single skyrmion in one valley contains spins which are not aligned with the spins in the other valley, and also with the external magnetic field B_\perp which aligns all spins with itself in the ground state. The core-size (and energy) of a skyrmion is determined by the competition between the Coulomb repulsion and exchange energy loss due to decoupling with spins from the opposite valley (determined by $\bar{\rho}_s$), and with B_\perp . For small $\bar{\rho}_s$ and B_\perp , the skyrmion would be large as it would try to minimize Coulomb repulsion. On increasing B_\perp , the Zeeman energy dominates and the skyrmion size saturates to a small value of the order of moiré lattice spacing a_M . In this limit, the skyrmion energy also saturates to a maximum value; and a skyrmion-antiskyrmion pair resembles a particle-hole pair.

To illustrate this schematically, we make an (over-simplified) estimate the energy E_{sk} of a two-dimensional skyrmion of linear size R , which is given by the sum of its elastic energy E_{el} , Coulomb energy E_C (for simplicity we temporarily ignore screening) and Zeeman-energy E_Z that receives contribution from both the inter-valley coupling and the external magnetic field B_\perp :

$$E_{sk} \approx 4\pi\rho_s + \frac{e^2}{4\pi\epsilon R} + \left(g_s\mu_B B_\perp + \frac{\bar{\rho}_s}{2}\right) \left(\frac{R}{a_M}\right)^2 \Rightarrow$$

$$R_{\text{opt}} \approx \left(\frac{e^2 a_M^2}{4\pi\epsilon(g_s\mu_B B_\perp + \bar{\rho}_s/2)}\right)^{1/3} \equiv \left(\frac{a_M^2 \ell_B^2}{a_0}\right)^{1/3} \quad (26)$$

where $a_0 = \frac{4\pi\epsilon}{m_e e^2}$ is the effective Bohr radius, $\ell_B = \sqrt{\hbar/e[B_\perp + \bar{\rho}_s/(2g_s\mu_B)]}$ is the effective magnetic length and a_M is the moiré lengthscale. At the optimal length-

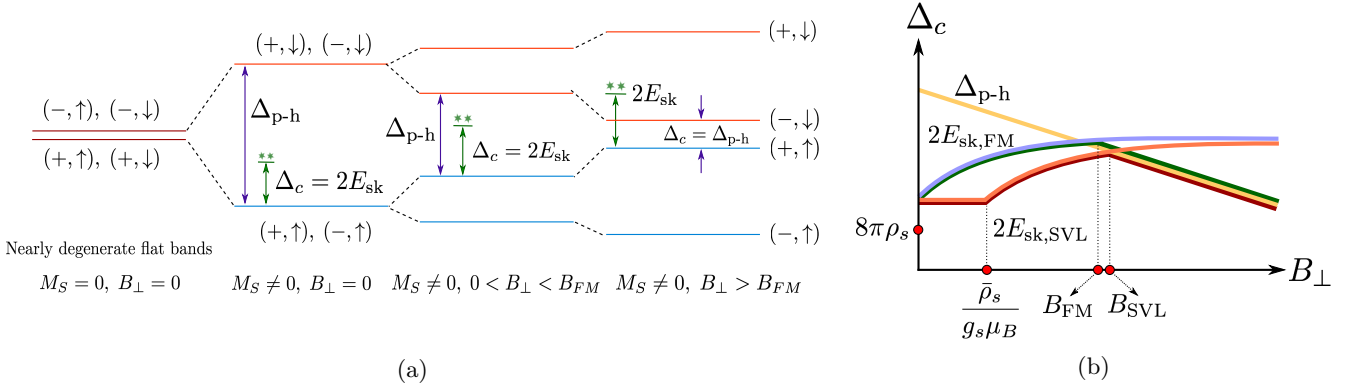


FIG. 6: (a) Band-splitting and skyrmion gap in the ferromagnet as a function of B_\perp . (b) Green (brown) line schematically depicts the charge gap Δ_c as a function of B_\perp for the ferromagnet (spin-valley locked state). Δ_c increases till $B_\perp = B_{FM}$ (B_{SVL}) when the energies of the skyrmion-pair and particle-hole pair cross, and then drops.

scale, the energy of the skyrmion is given by

$$E_{sk}(B_\perp) - E_{sk}(B_\perp = 0) \approx \frac{e^2}{4\pi\epsilon a_M} \left(\frac{a_0 a_M}{\ell_B^2} \right)^{1/3} \propto \begin{cases} B_\perp, & \text{for } g_s \mu_B B_\perp \ll \bar{\rho}_s \\ B_\perp^{1/3}, & \text{for } \bar{\rho}_s \ll g_s \mu_B B_\perp \end{cases} \quad (27)$$

Therefore, E_{sk} first increases linearly, and subsequently sublinearly in B_\perp for small B_\perp ; this feature remains valid even in presence of screening and can contribute to an increasing charge gap on turning on B_\perp .

Next, we turn to a continuum field theory for a more accurate estimate of the skyrmion energy. The effective Lagrangian density for the ferromagnet can be described by the following two-component $O(3)$ non-linear σ model:

$$\mathcal{L} = \sum_{\tau=\pm} \left[nS \left(\mathbf{A}[\mathbf{n}_\tau] \cdot \partial_t \mathbf{n}_\tau(\mathbf{r}) + g_s \mu_B \mathbf{B} \cdot \mathbf{n}_\tau(\mathbf{r}) \right) - \frac{\rho_s}{2} (\nabla \mathbf{n}_\tau(\mathbf{r}))^2 \right] - \frac{nS^2 \bar{\rho}_s}{2} [\mathbf{n}_+(\mathbf{r}) - \mathbf{n}_-(\mathbf{r})]^2 - \frac{1}{2} \int d\mathbf{r}' V(\mathbf{r} - \mathbf{r}') \rho(\mathbf{r}) \rho(\mathbf{r}') \quad (28)$$

where $\mathbf{A}[\mathbf{n}_\tau]$ corresponds to the vector potential of a unit monopole with $\nabla \mathbf{n} \times \mathbf{A}[\mathbf{n}_\tau] = \mathbf{n}_\tau$, and $\mathbf{n}_\tau(\mathbf{r})$ lies on the 2-sphere ($\mathbf{n}_\tau \cdot \mathbf{n}_\tau = 1$). $\rho(\mathbf{r}) = \sum_\tau \rho_\tau(\mathbf{r})$ with $\rho_\tau(\mathbf{r}) = -\frac{C_\tau}{4\pi} \mathbf{n}_\tau \cdot (\partial_x \mathbf{n}_\tau \times \partial_y \mathbf{n}_\tau)$ is the topological charge density of the skyrmion ($C_\tau = \mp 1$ for valleys labeled $\tau = \pm$), $\bar{\rho}_s$ is the inter-valley spin-stiffness, $n = 2/(\sqrt{3}a_M^2)$ is the density of electrons and $S = 1/2$ is the electron spin ($\hbar = 1$). In the ground state, $\mathbf{n}_+(\mathbf{r}) = \mathbf{n}_-(\mathbf{r})$ for the ferromagnet so the term with $\bar{\rho}_s$ does not contribute.

To calculate the energy of a skyrmion configuration, it is convenient to use complex coordinates $z = x + iy$, and write the single skyrmion texture in terms of a complex analytic function $W(z)$ as follows [65].

$$n_x - in_y = \frac{2W(z)}{1 + |W(z)|^2}, \quad n_z = \frac{1 - |W(z)|^2}{1 + |W(z)|^2} \quad (29)$$

As shown in Appendix D 1, we find that the field theory yields the following energy for the skyrmion ansatz $W(z) = R/z$ after optimizing its size R (α is an $O(1)$ numerical constant).

$$E_{sk} = 4\pi\rho_s + \alpha E_C \left[\left(\frac{\Delta}{E_C} \right) \ln \left(1 + \frac{E_C}{\Delta} \right) \right]^\nu \quad (30)$$

where $\nu = 1/2$ ($1/3$) for strongly gate-screened (unscreened) Coulomb interaction (see Eq. (6)), and $\Delta = g_s \mu_B B_\perp + \bar{\rho}_s/2$ is the effective Zeeman energy-scale in a given valley. We conclude that irrespective of the precise details of screening, E_{sk} increases sub-linearly with B_\perp for small external fields. Though this effective theory cannot capture large B_\perp when lattice-scale effects become important, the skyrmion energy is expected to saturate as a skyrmion pair gets squeezed to a particle-hole pair.

We can estimate the energy and size of a skyrmion for screened Coulomb coupling with a screening length of the order of a_M . Taking $E_c \approx \rho_s \approx 1$ meV, we find that the correction to the elastic energy of the skyrmion is ≈ 1 meV for $B_\perp = 0$ and $\bar{\rho}_s = 0.12$ meV. This implies that the skyrmion-antiskyrmion pair still costs lower energy than the particle-hole pair. The net magnetic moment carried by the skyrmion is approximately $2.7 g_s \mu_B$, so we are in the regime where the skyrmion size is quite small. Hence, the exact numerical estimates from our continuum model are not likely to be very accurate; however, they are robust to small microscopic deformations of the Hamiltonian and provide a reasonable sense of the relevant energy scales.

For the spin-valley locked state, we replace $\mathbf{n}_- \rightarrow -\mathbf{n}_-$ in Eq. (28). While the Zeeman gap $\Delta = \bar{\rho}_s/2$ is identical to the ferromagnet for $B_\perp = 0$, turning on B_\perp causes spins from opposite valleys to cant towards itself, changing the ground state (however, spins within one valley remain ferromagnetically aligned). Interestingly, the effective Zeeman gap for a single valley (Δ) remains constant until the field reaches the critical value $B_\perp = \bar{\rho}_s/(g_s \mu_B)$, at which point a transition to the ferromagnetic state oc-

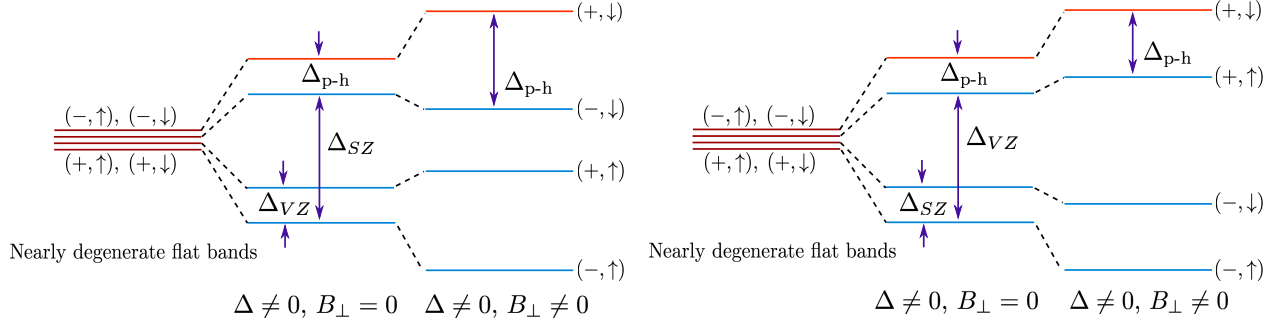


FIG. 7: The band-gap evolution at $\nu = 3$ as a function of B_{\perp} , for $\Delta_{VZ} < \Delta_{SZ}$ and $\Delta_{VZ} > \Delta_{SZ}$. We have assumed that $g_v < 0$, $g_s > 0$ and $|g_v| > |g_s|$, following Refs. [27, 28].

curs (see Appendix D 1). Once the system is ferromagnetic, the skyrmion energy increases linearly as discussed above. To summarize, we find the following behavior for Δ :

$$\Delta = g_s \mu_B \tilde{B} = \begin{cases} \frac{\bar{\rho}_s}{2}, & B_{\perp} < \frac{\bar{\rho}_s}{g_s \mu_B} \\ g_s \mu_B B_{\perp} - \frac{\bar{\rho}_s}{2}, & B_{\perp} \geq \frac{\bar{\rho}_s}{g_s \mu_B} \end{cases} \quad (31)$$

Accordingly, the skyrmion size also remains fixed till $B_{\perp} = \bar{\rho}_s/(g_s \mu_B)$ and then gradually decreases as B_{\perp} is tuned up further.

C. Charge gap in a magnetic field at $\nu = 2$

Having established that a skyrmion is the lowest energy charge e excitation for small external fields, we now turn to the longitudinal resistivity ρ_{xx} as a function of B_{\perp} . We assume that the insulator at $\nu = 2$ has an activated ρ_{xx} which is governed by the gap Δ_c to the charged excitation that costs the lowest energy. Because of the valley- and spin-Zeeman terms in Eq. (1), the bandgap decreases with increasing B_{\perp} , and hence the gap to exciting an electron to an empty band decreases. On the other hand, the single charge e skyrmion gap for the ferromagnet increases as B_{\perp}^{ν} ($1/3 \leq \nu \leq 1/2$ depending on the nature of screening) for small fields B_{\perp} . Therefore, the overall charge gap $\Delta_c = \min\{2E_{sk}(B_{\perp}), 2|M_S| - \mu_B |g_{v,max} B_{\perp}|\}$ will initially increase as a function of B_{\perp} , and then start dropping when the valley-Zeeman term dominates, as schematically depicted in Fig. 6. Assuming that the behavior of the resistivity is determined entirely by the activation gap Δ_c , charge e skyrmions can explain the peculiar behavior of $\rho_{xx}(B_{\perp})$ [29]. For the spin-valley locked state, the gap remains constant till $B_{\perp} \approx \bar{\rho}_s/(g_s \mu_B)$, and then increases; therefore it appears unlikely that the ground state is the spin-valley locked state based on the transport data. This agrees with the results of Section IV, where we found the net inter-valley Heisenberg coupling to be ferromagnetic.

D. Charge gap at $\nu = 3$

Next, we turn our attention to the $\nu = 3$ state and discuss predictions for the charge gap in presence of B_{\perp} , assuming it is insulating in a high-quality sample. The anomalous Hall effect and evidence of edge transport [29] can be explained by a single spin and valley polarized hole-band. Equivalently, three of the four conduction bands are filled; for concreteness let us assume these are $(\tau^z, s^z) = (+, \uparrow), (-, \uparrow)$ and $(+, \downarrow)$. If the lowest energy charged excitations are skyrmions, then the energy of a single isolated skyrmion is given by Eq. (30). In particular, the elastic energy $4\pi\rho_s$ of the skyrmion should remain unchanged as the spin-stiffness ρ_s is insensitive to the valley or spin quantum number of the conduction band. The effective magnetic field seen by the skyrmion \tilde{B} is given by the sum of the external field B_{\perp} and the internal field which is proportional to $\bar{\rho}_s$ and the internal Zeeman field from the ordered moments of the remaining filled bands. In our mean-field picture, the $(+, \uparrow)$ and $(+, \downarrow)$ states form a spin-singlet at each \mathbf{k} . Therefore, skyrmions cannot be excited in the $\tau = +$ valley. A skyrmion excitation is possible in the $\tau = -$ valley, starting with electrons in the $(-, \downarrow)$ band. Such a skyrmion will see no background ordered moment, and therefore have a lower energy E_{sk} given by Eq. (30) with $\tilde{B} = B_{\perp}$. The charge gap Δ_c is just $2E_{sk}$.

At higher external fields, we expect the charge gap to be set by the particle-hole gap, as the skyrmion energy increases with B_{\perp} . Note that although the degeneracy between the four conduction bands is spontaneously broken at $B_{\perp} = 0$, turning on an infinitesimal B_{\perp} automatically chooses an arrangement of the bands via the valley and spin Zeeman terms in the Hamiltonian. The behavior of the particle-hole gap as a function of B_{\perp} depends on the sequence in which these bands are ordered with energy, which in turn depends on the interaction induced valley-Zeeman and spin-Zeeman gaps at zero B_{\perp} . If the valley-Zeeman gap is larger than the spin-Zeeman gap, the top two bands are spin-split and they move apart under an applied B_{\perp} via the single-particle Zeeman shift with a constant g-factor $g_s = 2$. In contrast, if the spin-Zeeman gap dominates and the top two bands are valley-

split, then the particle-hole gap increases with B_\perp , but with a g-factor $g_v(\mathbf{k}_0)$ where \mathbf{k}_0 corresponds to the point where the gap is minimal at $B_\perp = 0$. The situation is depicted schematically in Fig. (7), where we neglect the dispersion of the flat bands (which is justified for a spatially uniform order parameter, as the gap magnitude is set by the larger Coulomb scale).

To summarize, at $\nu = 3$ the skyrmion energy is expected set the charge gap at $B_\perp = 0$, leading to a non-linear onset with B_\perp . At intermediate fields the skyrmion-antiskyrmion energy will exceed the particle-hole energy. In this regime gap will continue to increase with B_\perp , but linearly. Further, the coefficient of linear increase can tell whether the valley Zeeman gap is larger than the spin-Zeeman gap at $B_\perp = 0$, or vice-versa. At even larger values of B_\perp , the valence bands which we have neglected till now may come close the Fermi level, resulting in a decrease of the charge gap.

VI. SKYRMION PAIRING

In this section, we show that charge e fermionic skyrmions have a generic tendency to attract and bind into charge $2e$ bosonic pairs, leading to the exotic possibility of quantum phases (like superconductivity) that can arise from skyrmion pairing at finite density at $T = 0$. Although we use a semiclassical description for the energetics to maintain an analytical handle and pinpoint the physical mechanism of pairing, the small size of the skyrmions for parameters relevant to tBLG (see section V B) motivates us to consider these skyrmions (or skyrmion-pairs) as charged quantum quasiparticles. Therefore, we can envision transitions to quantum liquid (superconductor) or quantum solid (Wigner crystal) phases of $2e$ skyrmion-pairs at small but finite density of charge carriers, in the same spirit as band structures or phase transitions of charge-neutral quantum skyrmions have been considered in two-dimensional chiral magnets [68].

We first consider two skyrmions from the same Chern band (same valley). If they have opposite phases in the plane normal to the spin-ordering axis (x-y plane in our scenario), they will always attract at large distance scales (an opposite phase-winding skyrmion can be obtained by $\mathbf{n} = (n_x, n_y, n_z) \rightarrow (-n_x, -n_y, n_z)$ and has the same topological and electric charge). The physical reason is simple: for a pair of well-separated skyrmions of opposite phases (the distance between their centers $2L$ is much larger than the typical skyrmion size R , but smaller than the spin-correlation length ξ_s), the components of the spin pointing normal to the effective field \tilde{B} are quenched at distance $L \ll \xi_s$. This lowers the effective Zeeman energy, which is present in tBLG due to intervalley coupling even at $B_\perp = 0$. Indeed, we show below that the effective Zeeman energy gain is logarithmic and this results in a L^{-1} attractive force between these skyrmions that always prevails the L^{-2} Coulomb repulsion at large dis-

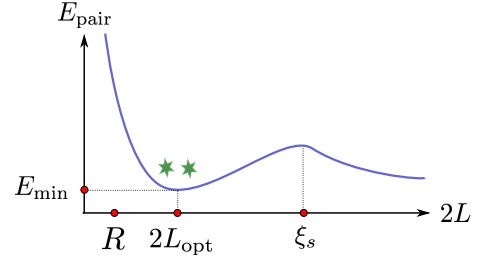


FIG. 8: Schematic depiction of the skyrmion-pair potential from a single valley. The skyrmions can form a bound state if the minima at $2L_{\text{opt}}$ is deeper than minima at $L \rightarrow \infty$.

tances [69, 70] (or a screened Coulomb repulsion, which decays exponentially at distances larger than the screening length). Therefore the skyrmions prefer to be paired at the lowest energy scales (akin to vortices in a U(1) superfluid below the Berezinskii-Kosterlitz-Thouless transition temperature T_{BKT}).

We now consider an opposite phase skyrmion pair configuration in the ferromagnet, with a distance $2L$ between their centers.

$$W(z) = \frac{R}{z - L} - \frac{R}{z + L} \quad (32)$$

The energy of the skyrmion-pair E_{pair} can be computed using the effective field theory in Eq. (28); the details are relegated to Appendix D 2.

$$\begin{aligned} E_{\text{pair}} &= E_{\text{pair}}^{\text{el}} + E_{\text{pair}}^Z + E_{\text{pair}}^C \\ &= 8\pi\rho_s + \frac{8\pi g_s \mu_B \tilde{B} R^2}{\sqrt{3} a_M^2} \ln\left(\frac{2L}{R}\right) + \frac{e^2}{4\pi\epsilon(2L)} \end{aligned} \quad (33)$$

where $\tilde{B} = B_\perp + \frac{\tilde{\rho}_s}{2g_s\mu_B}$ is the effective Zeeman field at $\nu = 2$. Therefore, we confirm that the skyrmion-pair attracts at distances L larger than R but smaller than ξ_s , as depicted schematically in Fig. 8.

At finite density the charge $2e$ bosonic skyrmion-pairs can either condense to form a superconductor, or form into a Wigner crystal phase to minimize Coulomb repulsion [70]. Such superconductivity may be aided by gate-screening of Coulomb interaction, or suppressed by the Magnus force felt by a skyrmion-pair from the same Chern band [71]. The exact phase diagram requires an involved study we will not attempt here; instead we focus on the symmetry properties of superconductor obtained by such a condensate.

To derive the quantum numbers of the skyrmions and skyrmion-pairs, we follow the approach in Ref. 70. We note that if we write $n_x + in_y \sim e^{i\phi} \sin\theta$, the classical phase space variables (ϕ, n_z) can be promoted to canonically conjugate quantum operators $(\hat{\phi}, 2\hat{s}_z)$. The infinite degeneracy with respect of rotation of phase ϕ for a single classical skyrmion texture translates to a fixed quantum number for the total spin $S_z = (n/2) \int d\mathbf{r} [n_z(\mathbf{r}) - 1]$ (recall that n is the electron density, and we have subtracted

out the background spin from the ground state). The size of the quantum skyrmion R takes the closest possible value to the classical minimum to ensure a half-integer spin S_z . The same should be true for a skyrmion-pair, the quantum $2e$ boson corresponding to classical texture $\mathbf{n}_{\text{pair}}(\mathbf{r})$ carries a quantized integer spin given by

$$S_z = \frac{n}{2} \int d\mathbf{r} [\mathbf{n}_{\text{pair}}(\mathbf{r}) \cdot \hat{z} - 1] \quad (34)$$

The $2e$ bosonic pair carries non-zero net spin; therefore its condensation breaks time-reversal, and ferromagnetism persists into the superconductor. This is easiest to see in the small-size limit when the skyrmion pair resembles a hole pair, it carries spin $S = 1$, and its condensation leads to triplet superconductivity. However, the symmetry properties of the superconductor do not change away from this limit, where our proposed mechanism is operative. Hence, the quantum phase transition (QPT) from the ferromagnet to the superconductor only breaks $U(1)$ charge conservation, and is described by the Abelian Higgs model (charged $2e$ scalar coupled to a $U(1)$ electromagnetic gauge field). Further, since the $2e$ boson carries charge ± 2 under $U(1)_v$ (depending on the valley/Chern sector), it transforms non-trivially under moiré lattice translations and its condensation will lead to broken translation symmetry with a three-fold enlarged unit cell. A similar scenario holds for the spin-valley locked state as well, making appropriate modifications to \tilde{B} using Eq. (31).

Next, we consider skyrmion pairing from opposite Chern sectors (or equivalently, from opposite valleys). In case of the ferromagnet, a charge $2e$ pair requires pairing a skyrmion from one valley with an antiskyrmion from the opposite valleys (since they have opposite Chern numbers). This does not lead to any effective Zeeman energy gain, and is therefore not favorable. However, skyrmion pairing of opposite charges from opposite valleys is favored by both Coulomb and effective Zeeman terms (as it locally preserves the inter-valley ferromagnetic configuration when the skyrmions sit on top of each other with $\mathbf{n}_+(\mathbf{r}) = \mathbf{n}_-(\mathbf{r})$). Such a skyrmion pair again carries a large spin. The resulting inter-valley coherent state breaks valley $U(1)$ and spin-rotation, and the QPT is described by a complex scalar field theory. Note that this state is distinct from the conventional time-reversal preserving IVC phase discussed in the context of tBLG [28]. Regardless, a uniform condensate of such skyrmion pairs is also precluded by the opposite Chern number of the bands. To understand this, one can again resort the small size (or large field) limit, when the skyrmion-antiskyrmion pair reduces to a particle-hole or exciton pair carrying a net spin $S = 1$. Since the argument of Ref. 27 relies solely on topological considerations and is independent of the spin of charge carriers, we expect such a uniform condensate to be energetically unfavorable. A lattice of skyrmion-antiskyrmion pairs (analogous to the exciton-vortex lattice discussed in Ref. 27) offers an attractive alternative, but more detailed investigations are

required to establish its stability.

For the spin-valley locked state, a skyrmion-antiskyrmion pair from opposite valleys (both with same charge) can avoid losing any exchange energy at zero B_\perp by keeping spins locally anti-aligned ($\mathbf{n}_+(\mathbf{r}) = -\mathbf{n}_-(\mathbf{r}) \equiv \mathbf{n}(\mathbf{r})$), and simultaneously quench the Coulomb energy cost by having a very large radius R which is fixed by small anisotropies beyond the $SU(2)_+ \times SU(2)_-$ symmetric limit. Such a charge $2e$ pair therefore only costs an elastic energy of $E_{\text{pair}} \approx 8\pi\rho_s$. In analogy with the previous discussion, the quantum number Q^a of the skyrmion-antiskyrmion pair under a generator $T^a \in \{\mathbf{s}, \tau^z \mathbf{s}\}$ of the symmetry group $SU(2)_+ \times SU(2)_-$ are given by:

$$Q^a = \frac{n}{2} \int d\mathbf{r} (\mathbf{n}_{sk}(\mathbf{r}) - \mathbf{n}_0) \cdot \text{Tr}[(\tau^z \mathbf{s}) T^a] \quad (35)$$

where $\mathbf{n}_{sk}(\mathbf{r})$ is the skyrmionic texture in $\mathbf{n}(\mathbf{r})$ and $\mathbf{n}_0 = (0, 0, 1)$ is the ground state configuration. From Eq. (35), we note that the superconductor formed by skyrmion pairing from opposite valleys in the spin-valley locked state preserves global spin-rotation symmetries, i.e., $Q^a = 0 \forall T^a \in \{\mathbf{s}\}$. Further, it also preserves time-reversal and translation (being neutral under $U(1)_v$). This necessarily implies that in case of a direct transition, the critical point that describes the QPT from the spin-valley locked state (breaks spin-rotation symmetry, preserves $U(1)$ charge conservation) to the superconductor (which breaks $U(1)$ charge conservation but preserves spin-rotation) is a deconfined quantum critical point. The critical theory for this transition has been discussed using a five-component 'super-spin' order parameter in Ref. [72] that transforms as a vector under an emergent $SO(5)$ symmetry. The defects of the spin-Hall like order parameter, which are skyrmion pairs, carry charge $2e$. Therefore proliferation of these defects leads to suppression of anti-ferromagnetic order and simultaneous appearance of superconductivity. Approaching from the opposite side, the defects of the superconductor, which are vortices, carry quantized spin. This can be seen via the critical theory with the Wess-Zumino-Witten term in Ref. [72]; the latter endows a superconducting vortex with a spin-half. Hence, proliferation of vortices destroys superconductivity and simultaneously results in long-range magnetic order.

Lastly, we note that if this mechanism is operative in tBLG, the critical temperature of the superconducting transition would be set by the Heisenberg coupling J between the spins from opposite valleys (which provides the binding energy). From Eq. (16), we therefore expect $T_c \sim J \sim 1K$. An in-depth investigation of superconductivity via skyrmion-pairing, including a quantitative estimate of T_c and a phase diagram as a function of doping, will be the subject of a forthcoming study [73].

VII. DISCUSSION

We have argued that the $\nu = 2$ resistance peak observed in magic-angle tBLG aligned with hBN observed in Ref. [29, 30] arises from electrons filling a spin polarized band in each valley. The spins in different valleys are most likely aligned ferromagnetically, but we cannot completely exclude the possibility that there is anti-ferromagnetic alignment between the valleys. The precise nature of the inter-valley spin correlation depends on lattice-scale effects which determine the inter-valley Heisenberg coupling and are not accurately captured by our approach. However, irrespective of the spin alignment or anti-alignment between the valleys, we expect skyrmion excitations to be lower in energy than particle-hole excitations. Because of the non-zero Chern number of the flat bands, these skyrmions carry charge $\pm e$, making them the most relevant charge carriers. Because skyrmions have a large effective g -factor, the spin-Zeeman term efficiently raises their energy, which we propose to be the origin of the increase in resistivity with out-of-plane magnetic field observed in Ref. [29] at $\nu = 2$. We note that our diagnosis of a ferromagnetic insulator at $\nu = 2$ based on magnetotransport data is consistent with recent predictions of ferromagnetic insulating states at integer fillings of nearly flat bands based on exact diagonalization and DMRG studies of models appropriate to tBLG on hBN [74].

Experimental probes: A natural question arises regarding experimental probes that distinguish between the different magnetic orders at $\nu = 2$, since neutron-scattering experiments may be difficult due to the two-dimensional nature of the sample. The ferromagnet breaks time-reversal symmetry, and therefore can be probed using muon spin resonance. However, non-linear optical responses that are enhanced by orbital ferromagnetism in flat bands as suggested in Ref. [75] will remain suppressed as there is no net valley-polarization at this filling. The spin-valley locked state breaks spin-rotation but preserves time-reversal (since opposite valleys carry opposite spin), and is comparatively harder to detect. We note that the collective magnons (which simultaneously involve both valleys) have different dispersions in the two cases (quadratic for FM, linear for spin-valley locked); further ferromagnetic magnons gap out under a magnetic field while antiferromagnetic magnons do not. Therefore, studying the magnetic contribution to specific heat or thermal conductivity; or performing spin-injection experiments (which can directly probe the magnon dispersion) at the sample-edge [76, 77] can distinguish these states. Since a skyrmion has a large number of flipped spins, one can sense a trapped skyrmion in an impurity potential via spin-polarized STM, or local magnetometers like a scanning nano-squid [78] or a Nitrogen-Vacancy (NV) center [79]. Finally, if the state is indeed an AFM, then applying a strong B_\perp will cant the spins and change the ground state. As discussed, the charge e skyrmion gap $\Delta_c(B_\perp)$ will behave very differently from the ferromag-

net; it will stay constant till a critical field B_c that induces a phase transition to FM. Hence, a careful study of the activation gap as a function of the magnetic field can distinguish these scenarios. The said phase transition to a FM and associated critical signatures may also be observed via thermodynamic probes.

Outlook: Recent theoretical and experimental works have shown that flat bands with non-zero Chern number are quite common in moiré materials [19, 80]. For example, Refs. [3, 26, 31] found either from experiments or a self-consistent Hartree-Fock calculation that in certain regimes electron interactions in magic-angle tBLG unaligned with hBN lead to a spontaneous breaking of the $C_{2v}T$ symmetry protecting the Dirac cones, giving rise to mean-field bands with Chern number equal to either ± 2 [3, 26] or ± 1 [3, 31]. In twisted double bilayer graphene the C_2 symmetry is broken explicitly on the single-particle level, and the flat bands have Chern number 2 [20]. In Ref. [5], a Chern insulator at $\nu = 1$ was observed in ABC trilayer-graphene on hBN, which can be understood from a Hartree-Fock study which predicts mean-field bands with Chern number ± 2 at intermediate interaction strengths.

There is also mounting evidence that the insulating states at integer ν result from spontaneous symmetry breaking which lifts the spin and valley degeneracies, similar to what happens in quantum Hall ferromagnetism [33, 47, 48]. The general picture that seems to emerge at present is that this spin and valley degeneracy lifting occurs in a valley- $U(1)$ preserving manner, i.e. without developing inter-valley coherence. For example, the anomalous Hall effect at $\nu = 3$ in tBLG aligned with hBN observed in Refs. [29, 30] and the Chern insulator at $\nu = 1$ in trilayer graphene [5] can both naturally be attributed to a spontaneous valley polarization [5, 27, 28]. The insulators at $\nu = 1$ and $\nu = 2$ observed in twisted double bilayer graphene in Ref. [6–8] were proposed to respectively be a valley-polarized and valley-singlet ferromagnet [20]. A priori, skyrmions could play a role in charge transport for any of these devices. However, this is less likely for bands with higher Chern numbers because the spin stiffness increases quadratically with C [19, 47]. We note that, interestingly, the $\nu = -2$ insulator observed in ABC stacked trilayer graphene on hBN [5] also shows an increased resistance peak under an applied out-of-plane magnetic field. ABC stacked trilayer graphene has a large orbital g -factor [81], which means that the valley-Zeeman effect dominates the spin-Zeeman effect. Because of this, one expects that a slightly modified version of our discussion in the main text applies to this device as well.

An important general open question concerns the connection between the insulators observed at integer fillings in moiré materials and the superconducting domes which result from doping these insulators. No superconducting domes were observed in Refs. [29, 30], but this could be because the temperatures in these experiments were too high, or because of device quality. Further experimental

studies are needed to either rule out superconductivity in magic-angle tBLG aligned with hBN, or to establish its existence and measure its response to different electric and magnetic fields. If superconductivity is observed, theory will have to come up with a pairing mechanism for the charge carriers which are doped into the insulator. In this work, we looked into the possibility of skyrmion pairing, but other mechanisms are possible of course. For example, Ref. [20] proposed a more conventional pairing mechanism driven by ferromagnetic spin fluctuations to explain the superconducting domes in twisted double bilayer graphene.

Finally, the precise connection between the insulators observed in magic-angle tBLG aligned with hBN, and those observed in the C_{2v} symmetric devices [1, 3] where the substrate does not significantly modify the single-particle physics, is not clear. Theoretically, one would like to understand what happens if one continuously turns off the hBN-induced sublattice splitting. It is likely that some insulators will undergo phase transitions, perhaps accompanied by changes in Chern number. Understanding this connection is an important missing piece in

the moiré puzzle.

Acknowledgements

It is a pleasure to thank Zhen Bi, Rafael Fernandez, David Goldhaber-Gordon, Jiang Kang, Eslam Khalaf, Biao Lian, Hoi Chun Po, Louk Rademaker, Cecile Repellin, Todadri Senthil, Oskar Vafek, Ashvin Vishwanath, Fengcheng Wu, Andrea Young and Ya-Hui Zhang for stimulating discussions. SC is particularly thankful to Eslam Khalaf for clarifying the computation of skyrmion quantum numbers, and related collaborations. SC acknowledges support from the ERC synergy grant UQUAM via Ehud Altman. MZ and NB were supported by the DOE, office of Basic Energy Sciences under contract no. DE-AC02-05-CH11231. This work was finalized in part at the Aspen Center for Physics, which is supported by National Science Foundation grant PHY-1607611.

-
- [1] Yuan Cao, Valla Fatemi, Ahmet Demir, Shiang Fang, Spencer L. Tomarken, Jason Y. Luo, Javier D. Sanchez-Yamagishi, Kenji Watanabe, Takashi Taniguchi, Efthimios Kaxiras, Ray C. Ashoori, and Pablo Jarillo-Herrero, “Correlated insulator behaviour at half-filling in magic-angle graphene superlattices,” *Nature* **556**, 80 EP – (2018).
 - [2] Matthew Yankowitz, Shaowen Chen, Hryhorii Polshyn, Yuxuan Zhang, K. Watanabe, T. Taniguchi, David Graf, Andrea F. Young, and Cory R. Dean, “Tuning superconductivity in twisted bilayer graphene,” *Science* **363**, 1059–1064 (2019).
 - [3] Xiaobo Lu, Petr Stepanov, Wei Yang, Ming Xie, Mohammed Ali Aamir, Ipsita Das, Carles Urgell, Kenji Watanabe, Takashi Taniguchi, Guangyu Zhang, Adrian Bachtold, Allan H. MacDonald, and Dmitri K. Efetov, “Superconductors, orbital magnets and correlated states in magic-angle bilayer graphene,” *Nature (London)* **574**, 653–657 (2019), [arXiv:1903.06513 \[cond-mat.str-el\]](#).
 - [4] Guorui Chen, Lili Jiang, Shuang Wu, Bosai Lyu, Hongyuan Li, Bheema Lingam Chittari, Kenji Watanabe, Takashi Taniguchi, Zhiwen Shi, Jeil Jung, Yuanbo Zhang, and Feng Wang, “Evidence of a gate-tunable mott insulator in a trilayer graphene moiré superlattice,” *Nature Physics* **15**, 237–241 (2019).
 - [5] Guorui Chen, Aaron L. Sharpe, Eli J. Fox, Ya-Hui Zhang, Shaoxin Wang, Lili Jiang, Bosai Lyu, Hongyuan Li, Kenji Watanabe, Takashi Taniguchi, Zhiwen Shi, T. Senthil, David Goldhaber-Gordon, Yuanbo Zhang, and Feng Wang, “Tunable correlated Chern insulator and ferromagnetism in a moiré superlattice,” *Nature (London)* **579**, 56–61 (2020), [arXiv:1905.06535 \[cond-mat.mes-hall\]](#).
 - [6] Xiaomeng Liu, Zeyu Hao, Eslam Khalaf, Jong Yeon Lee, Kenji Watanabe, Takashi Taniguchi, Ashvin Vishwanath, and Philip Kim, “Spin-polarized Correlated Insulator and Superconductor in Twisted Double Bilayer Graphene,” *arXiv e-prints*, [arXiv:1903.08130](#) (2019), [arXiv:1903.08130 \[cond-mat.mes-hall\]](#).
 - [7] Yuan Cao, Daniel Rodan-Legrain, Oriol Rubies-Bigordà, Jeong Min Park, Kenji Watanabe, Takashi Taniguchi, and Pablo Jarillo-Herrero, “Electric Field Tunable Correlated States and Magnetic Phase Transitions in Twisted Bilayer-Bilayer Graphene,” *arXiv e-prints*, [arXiv:1903.08596](#) (2019), [arXiv:1903.08596 \[cond-mat.str-el\]](#).
 - [8] Cheng Shen, Na Li, Shuopei Wang, Yanchong Zhao, Jian Tang, Jieying Liu, Jinpeng Tian, Yanbang Chu, Kenji Watanabe, and Takashi Taniguchi, “Observation of superconductivity with Tc onset at 12K in electrically tunable twisted double bilayer graphene,” *arXiv e-prints*, [arXiv:1903.06952](#) (2019), [arXiv:1903.06952 \[cond-mat.supr-con\]](#).
 - [9] Yuan Cao, Valla Fatemi, Shiang Fang, Kenji Watanabe, Takashi Taniguchi, Efthimios Kaxiras, and Pablo Jarillo-Herrero, “Unconventional superconductivity in magic-angle graphene superlattices,” *Nature* **556**, 43 EP – (2018).
 - [10] Alexander Kerelsky, Leo J McGilly, Dante M Kennes, Lede Xian, Matthew Yankowitz, Shaowen Chen, K Watanabe, T Taniguchi, James Hone, Cory Dean, *et al.*, “Maximized electron interactions at the magic angle in twisted bilayer graphene,” *Nature* **572**, 95–100 (2019).
 - [11] Youngjoon Choi, Jeannette Kemmer, Yang Peng, Alex Thomson, Harpreet Arora, Robert Polski, Yiran Zhang, Hechen Ren, Jason Alicea, Gil Refael, Felix von Oppen, Kenji Watanabe, Takashi Taniguchi, and Ste-

- van Nadj-Perge, “Electronic correlations in twisted bilayer graphene near the magic angle,” *Nature Physics* **15**, 1174–1180 (2019), [arXiv:1901.02997 \[cond-mat.mes-hall\]](#).
- [12] Yuhang Jiang, Xinyuan Lai, Kenji Watanabe, Takashi Taniguchi, Kristjan Haule, Jinhai Mao, and Eva Y. Andrei, “Charge order and broken rotational symmetry in magic-angle twisted bilayer graphene,” *Nature (London)* **573**, 91–95 (2019), [arXiv:1904.10153 \[cond-mat.mes-hall\]](#).
- [13] Yuan Cao, Debanjan Chowdhury, Daniel Rodan-Legrain, Oriol Rubies-Bigorda, Kenji Watanabe, Takashi Taniguchi, T. Senthil, and Pablo Jarillo-Herrero, “Strange Metal in Magic-Angle Graphene with near Planckian Dissipation,” *Phys. Rev. Lett.* **124**, 076801 (2020), [arXiv:1901.03710 \[cond-mat.str-el\]](#).
- [14] Hryhoriy Polshyn, Matthew Yankowitz, Shaowen Chen, Yuxuan Zhang, K Watanabe, T Taniguchi, Cory R Dean, and Andrea F Young, “Large linear-in-temperature resistivity in twisted bilayer graphene,” *Nature Physics* **15**, 1011–1016 (2019).
- [15] Rafi Bistritzer and Allan H. MacDonald, “Moiré bands in twisted double-layer graphene,” *Proceedings of the National Academy of Sciences* **108**, 12233–12237 (2011).
- [16] Grigory Tarnopolsky, Alex Jura Kruchkov, and Ashvin Vishwanath, “Origin of magic angles in twisted bilayer graphene,” *Phys. Rev. Lett.* **122**, 106405 (2019).
- [17] J. M. B. Lopes dos Santos, N. M. R. Peres, and A. H. Castro Neto, “Continuum model of the twisted graphene bilayer,” *Phys. Rev. B* **86**, 155449 (2012).
- [18] J. M. B. Lopes dos Santos, N. M. R. Peres, and A. H. Castro Neto, “Graphene bilayer with a twist: Electronic structure,” *Phys. Rev. Lett.* **99**, 256802 (2007).
- [19] Ya-Hui Zhang, Dan Mao, Yuan Cao, Pablo Jarillo-Herrero, and T. Senthil, “Nearly flat chern bands in moiré superlattices,” *Phys. Rev. B* **99**, 075127 (2019).
- [20] Jong Yeon Lee, Eslam Khalaf, Shang Liu, Xiaomeng Liu, Zeyu Hao, Philip Kim, and Ashvin Vishwanath, “Theory of correlated insulating behaviour and spin-triplet superconductivity in twisted double bilayer graphene,” *Nature Communications* **10**, 5333 (2019), [arXiv:1903.08685 \[cond-mat.str-el\]](#).
- [21] Hoi Chun Po, Liujun Zou, Ashvin Vishwanath, and T. Senthil, “Origin of mott insulating behavior and superconductivity in twisted bilayer graphene,” *Phys. Rev. X* **8**, 031089 (2018).
- [22] Liujun Zou, Hoi Chun Po, Ashvin Vishwanath, and T. Senthil, “Band structure of twisted bilayer graphene: Emergent symmetries, commensurate approximants, and wannier obstructions,” *Phys. Rev. B* **98**, 085435 (2018).
- [23] Zhida Song, Zhijun Wang, Wujun Shi, Gang Li, Chen Fang, and B. Andrei Bernevig, “All Magic Angles in Twisted Bilayer Graphene are Topological,” *Phys. Rev. Lett.* **123**, 036401 (2019), [arXiv:1807.10676 \[cond-mat.mes-hall\]](#).
- [24] Kasra Hejazi, Chunxiao Liu, Hassan Shapourian, Xiao Chen, and Leon Balents, “Multiple topological transitions in twisted bilayer graphene near the first magic angle,” *Phys. Rev. B* **99**, 035111 (2019).
- [25] Jianpeng Liu, Junwei Liu, and Xi Dai, “Pseudo Landau level representation of twisted bilayer graphene: Band topology and implications on the correlated insulating phase,” *Physical Review B* **99**, 155415 (2019), [arXiv:1810.03103 \[cond-mat.mes-hall\]](#).
- [26] Ming Xie and A. H. MacDonald, “Nature of the correlated insulator states in twisted bilayer graphene,” *Phys. Rev. Lett.* **124**, 097601 (2020).
- [27] Nick Bultinck, Shubhayu Chatterjee, and Michael P. Zaletel, “Anomalous Hall ferromagnetism in twisted bilayer graphene,” *arXiv e-prints*, [arXiv:1901.08110 \(2019\)](#), [arXiv:1901.08110 \[cond-mat.str-el\]](#).
- [28] Ya-Hui Zhang, Dan Mao, and T. Senthil, “Twisted bilayer graphene aligned with hexagonal boron nitride: Anomalous Hall effect and a lattice model,” *Physical Review Research* **1**, 033126 (2019), [arXiv:1901.08209 \[cond-mat.str-el\]](#).
- [29] Aaron L. Sharpe, Eli J. Fox, Arthur W. Barnard, Joe Finney, Kenji Watanabe, Takashi Taniguchi, M. A. Kastner, and David Goldhaber-Gordon, “Emergent ferromagnetism near three-quarters filling in twisted bilayer graphene,” *Science* **365**, 605–608 (2019), [arXiv:1901.03520 \[cond-mat.mes-hall\]](#).
- [30] M. Serlin, C. L. Tschirhart, H. Polshyn, Y. Zhang, J. Zhu, K. Watanabe, T. Taniguchi, L. Balents, and A. F. Young, “Intrinsic quantized anomalous Hall effect in a moiré heterostructure,” *Science* **367**, 900–903 (2020), [arXiv:1907.00261 \[cond-mat.str-el\]](#).
- [31] Shang Liu, Eslam Khalaf, Jong Yeon Lee, and Ashvin Vishwanath, “Nematic topological semimetal and insulator in magic angle bilayer graphene at charge neutrality,” *arXiv e-prints*, [arXiv:1905.07409 \(2019\)](#), [arXiv:1905.07409 \[cond-mat.str-el\]](#).
- [32] Ya-Hui Zhang, Hoi Chun Po, and T. Senthil, “Landau level degeneracy in twisted bilayer graphene: Role of symmetry breaking,” *Phys. Rev. B* **100**, 125104 (2019).
- [33] S. L. Sondhi, A. Karlhede, S. A. Kivelson, and E. H. Rezayi, “Skyrmions and the crossover from the integer to fractional quantum hall effect at small zeeman energies,” *Phys. Rev. B* **47**, 16419–16426 (1993).
- [34] Jeil Jung, Ashley M. DaSilva, Allan H. MacDonald, and Shaffique Adam, “Origin of band gaps in graphene on hexagonal boron nitride,” *Nature Communications* **6**, 6308 EP – (2015).
- [35] Pablo San-Jose, A. Gutiérrez-Rubio, Mauricio Sturla, and Francisco Guinea, “Spontaneous strains and gap in graphene on boron nitride,” *Phys. Rev. B* **90**, 075428 (2014).
- [36] B. Hunt, J. D. Sanchez-Yamagishi, A. F. Young, M. Yankowitz, B. J. LeRoy, K. Watanabe, T. Taniguchi, P. Moon, M. Koshino, P. Jarillo-Herrero, and R. C. Ashoori, “Massive Dirac Fermions and Hofstadter Butterfly in a van der Waals Heterostructure,” *Science* **340**, 1427–1430 (2013), [arXiv:1303.6942 \[cond-mat.mes-hall\]](#).
- [37] F. Amet, J. R. Williams, K. Watanabe, T. Taniguchi, and D. Goldhaber-Gordon, “Insulating Behavior at the Neutrality Point in Single-Layer Graphene,” *Phys. Rev. Lett.* **110**, 216601 (2013), [arXiv:1209.6364 \[cond-mat.mes-hall\]](#).
- [38] Jeil Jung, Arnaud Raoux, Zhenhua Qiao, and A. H. MacDonald, “Ab initio theory of moiré superlattice bands in layered two-dimensional materials,” *Phys. Rev. B* **89**, 205414 (2014).
- [39] Hakseong Kim, Nicolas Leconte, Bheema L. Chittari, Kenji Watanabe, Takashi Taniguchi, Allan H. MacDonald, Jeil Jung, and Suyong Jung, “Accurate Gap Determination in Monolayer and Bilayer Graphene/h-BN Moiré Superlattices,” *Nano Letters* **18**, 7732–7741

- (2018), [arXiv:1808.06633 \[cond-mat.mes-hall\]](#).
- [40] Fengcheng Wu and Sankar Das Sarma, “Identification of superconducting pairing symmetry in twisted bilayer graphene using in-plane magnetic field and strain,” *Phys. Rev. B* **99**, 220507 (2019), [arXiv:1904.07875 \[cond-mat.supr-con\]](#).
- [41] Mathias S. Scheurer, Rhine Samajdar, and Subir Sachdev, “Pairing in twisted double-bilayer graphene and related moire superlattice systems,” *arXiv e-prints*, [arXiv:1906.03258 \(2019\)](#), [arXiv:1906.03258 \[cond-mat.supr-con\]](#).
- [42] T. Thonhauser, Davide Ceresoli, David Vanderbilt, and R. Resta, “Orbital magnetization in periodic insulators,” *Phys. Rev. Lett.* **95**, 137205 (2005).
- [43] Di Xiao, Ming-Che Chang, and Qian Niu, “Berry phase effects on electronic properties,” *Rev. Mod. Phys.* **82**, 1959–2007 (2010).
- [44] Di Xiao, Wang Yao, and Qian Niu, “Valley-contrasting physics in graphene: Magnetic moment and topological transport,” *Phys. Rev. Lett.* **99**, 236809 (2007).
- [45] Shuichi Murakami and Naoto Nagaosa, “Berry phase in magnetic superconductors,” *Phys. Rev. Lett.* **90**, 057002 (2003).
- [46] Sasa Dukan and Zlatko Tesanovic, “Superconductivity in a high magnetic field: Excitation spectrum and tunneling properties,” *Phys. Rev. B* **49**, 13017–13023 (1994).
- [47] S. M. Girvin and A. H. MacDonald, “Multicomponent quantum hall systems: The sum of their parts and more,” in *Perspectives in Quantum Hall Effects* (John Wiley and Sons, Ltd, 2007) Chap. 5, pp. 161–224.
- [48] J. P. Eisenstein and A. H. MacDonald, “Bose–einstein condensation of excitons in bilayer electron systems,” *Nature* **432**, 691–694 (2004).
- [49] Subir Sachdev and T. Senthil, “Zero temperature phase transitions in quantum heisenberg ferromagnets,” *Annals of Physics* **251**, 76 – 122 (1996).
- [50] S. Das Sarma, Subir Sachdev, and Lian Zheng, “Double-layer quantum hall antiferromagnetism at filling fraction $2/m$ where m is an odd integer,” *Phys. Rev. Lett.* **79**, 917–920 (1997).
- [51] S. Das Sarma, Subir Sachdev, and Lian Zheng, “Canted antiferromagnetic and spin-singlet quantum hall states in double-layer systems,” *Phys. Rev. B* **58**, 4672–4693 (1998).
- [52] Maxim Kharitonov, “Canted antiferromagnetic phase of the $\nu=0$ quantum hall state in bilayer graphene,” *Phys. Rev. Lett.* **109**, 046803 (2012).
- [53] Maxim Kharitonov, “Edge excitations of the canted antiferromagnetic phase of the $\nu = 0$ quantum hall state in graphene: A simplified analysis,” *Phys. Rev. B* **86**, 075450 (2012).
- [54] S Pezzini, C Cobaleda, B A Piot, V Bellani, and E Diez, “Canted antiferromagnetic to ferromagnetic phase transition in bilayer graphene,” *Journal of Physics: Conference Series* **647**, 012044 (2015).
- [55] A. F. Young, J. D. Sanchez-Yamagishi, B. Hunt, S. H. Choi, K. Watanabe, T. Taniguchi, R. C. Ashoori, and P. Jarillo-Herrero, “Tunable symmetry breaking and helical edge transport in a graphene quantum spin hall state,” *Nature* **505**, 528 EP – (2013).
- [56] B. M. Hunt, J. I. A. Li, A. A. Zibrov, L. Wang, T. Taniguchi, K. Watanabe, J. Hone, C. R. Dean, M. Zaletel, R. C. Ashoori, and A. F. Young, “Direct measurement of discrete valley and orbital quantum numbers in bilayer graphene,” *Nature Communications* **8**, 948 (2017).
- [57] Luis A. Gonzalez-Arraga, J. L. Lado, Francisco Guinea, and Pablo San-Jose, “Electrically controllable magnetism in twisted bilayer graphene,” *Phys. Rev. Lett.* **119**, 107201 (2017).
- [58] Alex Thomson, Shubhayu Chatterjee, Subir Sachdev, and Mathias S. Scheurer, “Triangular antiferromagnetism on the honeycomb lattice of twisted bilayer graphene,” *Phys. Rev. B* **98**, 075109 (2018).
- [59] Jian Kang and Oskar Vafek, “Strong coupling phases of partially filled twisted bilayer graphene narrow bands,” *Phys. Rev. Lett.* **122**, 246401 (2019).
- [60] Kangjun Seo, Valeri N. Kotov, and Bruno Uchoa, “Ferromagnetic Mott State in Twisted Graphene Bilayers at the Magic Angle,” *arXiv e-prints*, [arXiv:1812.02550 \(2018\)](#), [arXiv:1812.02550 \[cond-mat.str-el\]](#).
- [61] Xiao-Chuan Wu, Anna Keselman, Chao-Ming Jian, Kelly Ann Pawlak, and Cenke Xu, “Ferromagnetism and spin-valley liquid states in moiré correlated insulators,” *Phys. Rev. B* **100**, 024421 (2019), [arXiv:1905.00033 \[cond-mat.str-el\]](#).
- [62] T. M. R. Wolf, J. L. Lado, G. Blatter, and O. Zilberberg, “Electrically Tunable Flat Bands and Magnetism in Twisted Bilayer Graphene,” *Phys. Rev. Lett.* **123**, 096802 (2019), [arXiv:1905.07651 \[cond-mat.mes-hall\]](#).
- [63] Constantin Schrade and Liang Fu, “Spin-valley density wave in moiré materials,” *Phys. Rev. B* **100**, 035413 (2019), [arXiv:1905.07401 \[cond-mat.str-el\]](#).
- [64] Yahya Alavirad and Jay D. Sau, “Ferromagnetism and its stability from the one-magnon spectrum in twisted bilayer graphene,” *arXiv e-prints*, [arXiv:1907.13633 \(2019\)](#), [arXiv:1907.13633 \[cond-mat.mes-hall\]](#).
- [65] Alexander M. Polyakov and A. A. Belavin, “Metastable States of Two-Dimensional Isotropic Ferromagnets,” *JETP Lett.* **22**, 245–248 (1975), [*Pisma Zh. Eksp. Teor. Fiz.* 22,503(1975)].
- [66] K. Moon, H. Mori, Kun Yang, S. M. Girvin, A. H. MacDonald, L. Zheng, D. Yoshioka, and Shou-Cheng Zhang, “Spontaneous interlayer coherence in double-layer quantum hall systems: Charged vortices and kosterlitz-thouless phase transitions,” *Phys. Rev. B* **51**, 5138–5170 (1995).
- [67] S. M. Girvin, “The Quantum Hall Effect: Novel Excitations and Broken Symmetries,” in *Topological Aspects of Low Dimensional Systems*, Vol. 69, edited by A. Comtet, T. Jolicoeur, S. Ouvry, and F. David (Springer, Berlin, Heidelberg, 1999) p. 53, [arXiv:cond-mat/9907002 \[cond-mat.mes-hall\]](#).
- [68] Rina Takashima, Hiroaki Ishizuka, and Leon Balents, “Quantum skyrmions in two-dimensional chiral magnets,” *Phys. Rev. B* **94**, 134415 (2016).
- [69] D. Lilliehöök, K. Lejnell, A. Karlhede, and S. L. Sondhi, “Quantum hall skyrmions with higher topological charge,” *Phys. Rev. B* **56**, 6805–6809 (1997).
- [70] Yu. V. Nazarov and A. V. Khaetskii, “Quantum phase transition in the skyrmion lattice,” *Phys. Rev. Lett.* **80**, 576–579 (1998).
- [71] Michael Stone, “Magnus force on skyrmions in ferromagnets and quantum hall systems,” *Phys. Rev. B* **53**, 16573–16578 (1996).
- [72] Tarun Grover and T. Senthil, “Topological spin hall states, charged skyrmions, and superconductivity in two

- dimensions,” *Phys. Rev. Lett.* **100**, 156804 (2008).
- [73] Eslam Khalaf, Shubhayu Chatterjee, Nick Bultinck, Michael P. Zaletel, and Ashvin Vishwanath, “Charged Skyrmions and Topological Origin of Superconductivity in Magic Angle Graphene,” arXiv e-prints, arXiv:2004.00638 (2020), arXiv:2004.00638 [cond-mat.str-el].
- [74] Cécile Repellin, Zhihuan Dong, Ya-Hui Zhang, and T. Senthil, “Ferromagnetism in narrow bands of moiré superlattices,” arXiv e-prints, arXiv:1907.11723 (2019), arXiv:1907.11723 [cond-mat.str-el].
- [75] Jianpeng Liu and Xi Dai, “Anomalous Hall effect, magneto-optical properties, and nonlinear optical properties of twisted graphene systems,” arXiv e-prints, arXiv:1907.08932 (2019), arXiv:1907.08932 [cond-mat.mes-hall].
- [76] Shubhayu Chatterjee and Subir Sachdev, “Probing excitations in insulators via injection of spin currents,” *Phys. Rev. B* **92**, 165113 (2015).
- [77] H. Zhou, H. Polshyn, T. Taniguchi, K. Watanabe, and A. F. Young, “Solids of quantum Hall skyrmions in graphene,” *Nature Physics* **16**, 154–158 (2019), arXiv:1904.11485 [cond-mat.mes-hall].
- [78] Aviram Uri, Alexander Y. Meltzer, Yonathan Anahory, Lior Embon, Ella O. Lachman, Dorri Halbertal, Naren HR, Yuri Myasoedov, Martin E. Huber, Andrea F. Young, and Eli Zeldov, “Electrically Tunable Multiterminal SQUID-on-Tip,” *Nano Letters* **16**, 6910–6915 (2016), arXiv:1606.05088 [cond-mat.supr-con].
- [79] Y Dovzhenko, F Casola, S Schlotter, TX Zhou, F Büttner, RL Walsworth, GSD Beach, and A Yacoby, “Magnetostatic twists in room-temperature skyrmions explored by nitrogen-vacancy center spin texture reconstruction,” *Nature communications* **9**, 2712 (2018).
- [80] Jianpeng Liu, Zhen Ma, Jinhua Gao, and Xi Dai, “Quantum valley hall effect, orbital magnetism, and anomalous hall effect in twisted multilayer graphene systems,” *Phys. Rev. X* **9**, 031021 (2019).
- [81] Ya-Hui Zhang and T. Senthil, “Bridging hubbard model physics and quantum hall physics in trilayer graphene/ h – BN moiré superlattice,” *Phys. Rev. B* **99**, 205150 (2019).
- [82] M. M. van Wijk, A. Schuring, M. I. Katsnelson, and A. Fasolino, “Relaxation of moiré patterns for slightly misaligned identical lattices: graphene on graphite,” *2D Materials* **2**, 034010 (2015), arXiv:1503.02540 [cond-mat.mes-hall].
- [83] Kazuyuki Uchida, Shinnosuke Furuya, Jun-Ichi Iwata, and Atsushi Oshiyama, “Atomic corrugation and electron localization due to moiré patterns in twisted bilayer graphenes,” *Phys. Rev. B* **90**, 155451 (2014).
- [84] Xianqing Lin, Dan Liu, and David Tománek, “Shear instability in twisted bilayer graphene,” *Phys. Rev. B* **98**, 195432 (2018).
- [85] Procolo Lucignano, Dario Alfè, Vittorio Cataudella, Domenico Ninno, and Giovanni Cantele, “Crucial role of atomic corrugation on the flat bands and energy gaps of twisted bilayer graphene at the magic angle $\theta \sim 1.08^\circ$,” *Phys. Rev. B* **99**, 195419 (2019).
- [86] Nguyen N. T. Nam and Mikito Koshino, “Lattice relaxation and energy band modulation in twisted bilayer graphene,” *Phys. Rev. B* **96**, 075311 (2017).
- [87] Mikito Koshino, Noah F. Q. Yuan, Takashi Koretsune, Masayuki Ochi, Kazuhiko Kuroki, and Liang Fu, “Maximally localized wannier orbitals and the extended hubbard model for twisted bilayer graphene,” *Phys. Rev. X* **8**, 031087 (2018).
- [88] Stephen Carr, Shiang Fang, Ziyang Zhu, and Efthimios Kaxiras, “Exact continuum model for low-energy electronic states of twisted bilayer graphene,” *Phys. Rev. Research* **1**, 013001 (2019).
- [89] Fengcheng Wu, A. H. MacDonald, and Ivar Martin, “Theory of phonon-mediated superconductivity in twisted bilayer graphene,” *Phys. Rev. Lett.* **121**, 257001 (2018).
- [90] Biao Lian, Zhijun Wang, and B. Andrei Bernevig, “Twisted bilayer graphene: A phonon-driven superconductor,” *Phys. Rev. Lett.* **122**, 257002 (2019).
- [91] Fengcheng Wu, Euyheon Hwang, and Sankar Das Sarma, “Phonon-induced giant linear-in- t resistivity in magic angle twisted bilayer graphene: Ordinary strangeness and exotic superconductivity,” *Phys. Rev. B* **99**, 165112 (2019).
- [92] Young Woo Choi and Hyoungh Joon Choi, “Strong electron-phonon coupling, electron-hole asymmetry, and nonadiabaticity in magic-angle twisted bilayer graphene,” *Phys. Rev. B* **98**, 241412 (2018).
- [93] Feng Wang, Weitao Liu, Yang Wu, Matthew Y. Sfeir, Limin Huang, James Hone, Stephen O’Brien, Louis E. Brus, Tony F. Heinz, and Y. Ron Shen, “Multiphonon raman scattering from individual single-walled carbon nanotubes,” *Phys. Rev. Lett.* **98**, 047402 (2007).
- [94] A. Sédéki, L. G. Caron, and C. Bourbonnais, “Electron-phonon coupling and peierls transition in metallic carbon nanotubes,” *Phys. Rev. B* **62**, 6975–6978 (2000).
- [95] S. Piscanec, M. Lazzeri, Francesco Mauri, A. C. Ferrari, and J. Robertson, “Kohn anomalies and electron-phonon interactions in graphite,” *Phys. Rev. Lett.* **93**, 185503 (2004).
- [96] Mikito Koshino and Young-Woo Son, “Moiré phonons in twisted bilayer graphene,” *Phys. Rev. B* **100**, 075416 (2019), arXiv:1905.09660 [cond-mat.mes-hall].
- [97] D. M. Basko and I. L. Aleiner, “Interplay of coulomb and electron-phonon interactions in graphene,” *Phys. Rev. B* **77**, 041409 (2008).
- [98] NguyenAi Viet, Hiroshi Ajiki, and Tsuneya Ando, “Lattice instability in metallic carbon nanotubes,” *Journal of the Physical Society of Japan* **63**, 3036–3047 (1994).
- [99] Hidekatsu Suzuura and Tsuneya Ando, “Phonons and electron-phonon scattering in carbon nanotubes,” *Phys. Rev. B* **65**, 235412 (2002).
- [100] Kohta Ishikawa and Tsuneya Ando, “Optical phonon interacting with electrons in carbon nanotubes,” *Journal of the Physical Society of Japan* **75**, 084713 (2006).
- [101] Ken-ichi Sasaki and Riichiro Saito, “Pseudospin and Deformation-Induced Gauge Field in Graphene,” *Progress of Theoretical Physics Supplement* **176**, 253–278 (2008).
- [102] G. D. Mahan, “Electron-optical phonon interaction in carbon nanotubes,” *Phys. Rev. B* **68**, 125409 (2003).
- [103] A. Grüneis, R. Saito, T. Kimura, L. G. Cancado, M. A. Pimenta, A. Jorio, A. G. Souza Filho, G. Dresselhaus, and M. S. Dresselhaus, “Determination of two-dimensional phonon dispersion relation of graphite by raman spectroscopy,” *Phys. Rev. B* **65**, 155405 (2002).
- [104] Jia-An Yan, W. Y. Ruan, and M. Y. Chou, “Phonon dispersions and vibrational properties of monolayer, bi-

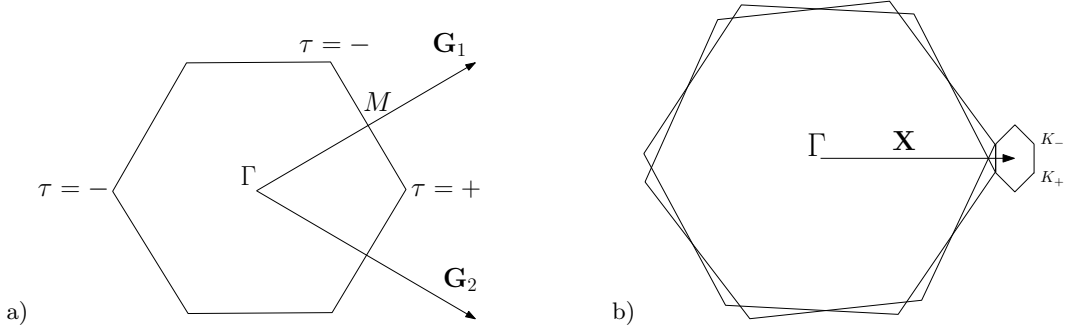


FIG. 9: (a) The mono-layer graphene Brillouin zone with the two basis vectors \mathbf{G}_1 and \mathbf{G}_2 of the reciprocal lattice. We have indicated the high-symmetry K points, where the Dirac cones are located, by the valley label $\tau = \pm$. (b) The mono-layer Brillouin zones of the top and bottom graphene layer with relative twist angle θ . The vector \mathbf{X} points from the common Γ point of the mono-layer Brillouin zones to the center of the mini-Brillouin zone at the $\tau = +$ valley. In presence of C_6T symmetry, there are Dirac points at the K_+ and K_- points of the mini Brillouin zone (which is depicted by the small hexagon).

- layer, and trilayer graphene: Density-functional perturbation theory,” *Phys. Rev. B* **77**, 125401 (2008).
- [105] R M Ribeiro, Vitor M Pereira, N M R Peres, P R Bridgdon, and A H Castro Neto, “Strained graphene: tight-binding and density functional calculations,” *New Journal of Physics* **11**, 115002 (2009).
- [106] S. A. Parameswaran, R. Roy, and S. L. Sondhi, “Fractional chern insulators and the W_∞ algebra,” *Phys. Rev. B* **85**, 241308 (2012).

Supplementary material

Appendix A: moiré Hamiltonian

The spinless moiré Hamiltonian in valley $+$, i.e. around the K_+ -points of the graphene Brillouin zone, is given by

$$H(\mathbf{k}) = \sum_{\mathbf{g}_1, \mathbf{g}_2} \left(h^{tt}(R(\theta/2)(\mathbf{k} + \mathbf{X} + \mathbf{g}_1))\delta_{\mathbf{g}_1, \mathbf{g}_2} + h^{bb}(R(-\theta/2)(\mathbf{k} + \mathbf{X} + \mathbf{g}_1))\delta_{\mathbf{g}_1, \mathbf{g}_2} + \sum_{\tilde{\mathbf{g}}} [T_{\tilde{\mathbf{g}}}^{tb}\delta_{\mathbf{g}_1, \mathbf{g}_2 + \tilde{\mathbf{g}}} + T_{\tilde{\mathbf{g}}}^{bt}\delta_{\mathbf{g}_1 + \tilde{\mathbf{g}}, \mathbf{g}_2}] \right) \quad (\text{A1})$$

Here, \mathbf{g}_1 and \mathbf{g}_2 lie on the moiré reciprocal lattice, $R(\pm\theta/2)$ is a rotation matrix over angle $\pm\theta/2$ with θ corresponding to the first magic angle $\theta \approx 1.05^\circ$ [15]. $h^{tt}(\mathbf{k}) = -t_0 h(\mathbf{k}) + \Delta_t \sigma^z$ ($h^{bb}(\mathbf{k}) = -t_0 h(\mathbf{k}) + \Delta_b \sigma^z$) is the mono-layer graphene Hamiltonian of the top (bottom) layer with hopping strength $t_0 = 2.61$ eV and a sublattice splitting $\Delta_t \sigma^z$ ($\Delta_b \sigma^z$). \mathbf{X} is the position of the center of the mini-Brillouin zone at the mono-layer K_+ -points as shown in Fig. 9(b). The inter-layer coupling is given by the matrices [15]

$$T_{\mathbf{0}} = \begin{pmatrix} w_0 & w_1 \\ w_1 & w_0 \end{pmatrix} \quad (\text{A2})$$

$$T_{\mathbf{g}_1} = \begin{pmatrix} w_0 & w_1 \omega \\ w_1 \omega^* & w_0 \end{pmatrix} \quad (\text{A3})$$

$$T_{\mathbf{g}_2} = \begin{pmatrix} w_0 & w_1 \omega^* \\ w_1 \omega & w_0 \end{pmatrix}, \quad (\text{A4})$$

where $\omega = e^{i2\pi/3}$, $\mathbf{g}_1 = (R(\theta/2) - R(-\theta/2))\mathbf{G}_1$ and $\mathbf{g}_2 = (R(\theta/2) - R(-\theta/2))\mathbf{G}_2$, with \mathbf{G}_1 and \mathbf{G}_2 the graphene reciprocal lattice vectors shown in Fig. 9. The AB inter-layer hopping strength is $w_1 = 195$ meV. To phenomenologically incorporate corrugation of the bilayer system [82–85] we use an AA-AB inter-layer hopping ratio $w_0/w_1 = 0.85$ [86–88]. The moiré Hamiltonian in valley $-$ can be obtained by acting with time-reversal on the moiré Hamiltonian in valley $+$.

Appendix B: Phonon Hamiltonian and electron-phonon coupling

In this appendix, we review electron-phonon coupling in graphene, and phonon-mediated electron interactions in tBLG. The potential relevance of phonons for the superconducting domes and transport in magic-angle tBLG graphene was studied previously in Refs. [14, 89–92]. Our approach to incorporate the effects of phonons is most closely related to that of Ref. [89], where mono-layer graphene phonons near both the Γ and K points were taken into account (these are the modes that couple most efficiently to the electrons [93–95]). In Refs. [90, 91, 96], only long-wavelength acoustic phonons were considered. Here, we ignore these acoustic modes, as they do not give rise to inter-valley scattering for the electrons. The analysis below is solely based on the symmetry properties of graphene, and parallels the approach of Ref. [97].

1. Phonon Hamiltonian

We define the Fourier transformed displacement operators $\hat{u}_{\mathbf{q},\sigma}^i$ for the carbon atoms and the canonical conjugate operators $\hat{p}_{\mathbf{q},\sigma}^i$ as

$$\hat{u}_{\mathbf{q},A}^i = \frac{1}{\sqrt{N}} \sum_{\mathbf{q}}' e^{i\mathbf{q}\cdot\mathbf{R}_A} \hat{u}_A^i(\mathbf{R}_A) \quad (\text{B1})$$

$$\hat{u}_{\mathbf{q},B}^i = \frac{1}{\sqrt{N}} \sum_{\mathbf{q}}' e^{i\mathbf{q}\cdot(\mathbf{R}_A+\boldsymbol{\delta}_1)} \hat{u}_B^i(\mathbf{R}_A + \boldsymbol{\delta}_1) \quad (\text{B2})$$

$$\hat{p}_{\mathbf{q},A}^i = \frac{1}{\sqrt{N}} \sum_{\mathbf{q}}' e^{-i\mathbf{q}\cdot\mathbf{R}_A} \hat{p}_A^i(\mathbf{R}_A) \quad (\text{B3})$$

$$\hat{p}_{\mathbf{q},B}^i = \frac{1}{\sqrt{N}} \sum_{\mathbf{q}}' e^{-i\mathbf{q}\cdot(\mathbf{R}_A+\boldsymbol{\delta}_1)} \hat{p}_B^i(\mathbf{R}_A + \boldsymbol{\delta}_1), \quad (\text{B4})$$

where $i = x, y, \sigma$ denotes sublattice, N is the number of unit cells, \mathbf{R}_A denotes the positions of the A sublattice sites, $\boldsymbol{\delta}_1$ is one of the three vectors $\boldsymbol{\delta}_l$ ($l = 1, 2, 3$) pointing from the A sublattice sites to the neighboring B sublattice sites. Recall that we define primed sums to run over the graphene Brillouin zone. We only consider in-plane displacements, as the out-of-plane displacements couple only weakly to the electrons. Using the combined four-dimensional index $\nu = (i, \sigma)$, the phonon Hamiltonian can be written as

$$H_{ph} = \frac{1}{2} \sum_{\mathbf{q}}' \left(\frac{1}{M} \sum_{\nu} \hat{p}_{\mathbf{q},\nu} \hat{p}_{\mathbf{q},\nu}^\dagger + 2 \sum_{\nu,\nu'} \hat{u}_{\mathbf{q},\nu} D(\mathbf{q})_{\nu\nu'} \hat{u}_{\mathbf{q},\nu'}^\dagger \right) \quad (\text{B5})$$

$$= \frac{1}{2} \sum_{\mathbf{q}}' \left(\frac{1}{M} \sum_{\nu,\nu',j} \hat{p}_{\nu} \mathbf{e}_{\mathbf{q},\nu}^j \mathbf{e}_{\mathbf{q},\nu'}^{j*} \hat{p}_{\nu'}^\dagger + 2 \sum_{\nu,\nu',j} \hat{u}_{\mathbf{q},\nu} \mathbf{e}_{\mathbf{q},\nu}^{j*} \lambda_{\mathbf{q},j} \mathbf{e}_{\mathbf{q},\nu'}^j \hat{u}_{\mathbf{q},\nu'}^\dagger \right) \quad (\text{B6})$$

$$= \frac{1}{2} \sum_{\mathbf{q}}' \left(\frac{1}{M} \sum_j \hat{p}_{\mathbf{q},j} \cdot \hat{p}_{\mathbf{q},j}^\dagger + 2 \sum_j \hat{u}_{\mathbf{q},j} \lambda_{\mathbf{q},j} \hat{u}_{\mathbf{q},j}^\dagger \right), \quad (\text{B7})$$

where M is the carbon atom mass. Using $\omega_{\mathbf{q},j} = \sqrt{2\lambda_{\mathbf{q},j}/M}$, we define the phonon annihilation and creation operators as

$$b_{\mathbf{q},j} = \frac{i}{\sqrt{2M\hbar\omega_{\mathbf{q},j}}} \hat{p}_{\mathbf{q},j}^\dagger + \sqrt{\frac{\lambda_{\mathbf{q},j}}{\hbar\omega_{\mathbf{q},j}}} \hat{u}_{\mathbf{q},j} \quad (\text{B8})$$

$$b_{\mathbf{q},j}^\dagger = \frac{-i}{\sqrt{2M\hbar\omega_{\mathbf{q},j}}} \hat{p}_{\mathbf{q},j} + \sqrt{\frac{\lambda_{\mathbf{q},j}}{\hbar\omega_{\mathbf{q},j}}} \hat{u}_{\mathbf{q},j}^\dagger \quad (\text{B9})$$

In terms of the creation and annihilation operators, the phonon Hamiltonian becomes

$$H_{ph} = \sum_{\mathbf{q}}' \sum_j \hbar \omega_{\mathbf{q},j} \left(b_{\mathbf{q},j}^\dagger b_{\mathbf{q},j} + \frac{1}{2} \right) \quad (\text{B10})$$

Using the eigenvectors of the phonon Hamiltonian we can write the displacement operator in second quantization as

$$\hat{u}_\nu(\mathbf{r}) = \sum_{\mathbf{q},j}' \sqrt{\frac{\hbar}{2NM\omega_{\mathbf{q},j}}} (b_{\mathbf{q},j} + b_{-\mathbf{q},j}^\dagger) \mathbf{e}_{\mathbf{q},\nu}^j e^{-i\mathbf{q} \cdot \mathbf{r}}, \quad (\text{B11})$$

For future convenience, we also introduce the notation

$$b_{\mathbf{q},j} \equiv \langle e_{\mathbf{q}}^j | b_{\mathbf{q}} \rangle \quad (\text{B12})$$

$$= \sum_{\nu} \mathbf{e}_{\mathbf{q},\nu}^{j*} b_{\mathbf{q},\nu} \quad (\text{B13})$$

$$= \sum_{\nu} \mathbf{e}_{\mathbf{q},\nu}^{j*} \left(\frac{i}{\sqrt{2M\hbar\omega_{\mathbf{q},j}}} \hat{p}_{\mathbf{q},\nu}^\dagger + \sqrt{\frac{\lambda_{\mathbf{q},j}}{\hbar\omega_{\mathbf{q},j}}} \hat{u}_{\mathbf{q},\nu} \right) \quad (\text{B14})$$

2. Electron-phonon coupling in graphene

In a tight-binding approximation, the only coupling between electrons and lattice vibrations occurs via the associated spatial modulation of the tight binding parameters. In the case of graphene we write the tight-binding Hamiltonian coupled to small lattice vibrations as [98–102]

$$\begin{aligned} H &= -t_0 \sum_{\mathbf{R}_A} \sum_{l=1}^3 \psi_{\mathbf{R}_A}^\dagger \psi_{\mathbf{R}_A + \boldsymbol{\delta}_l} - \frac{\partial t_0}{\partial a_{CC}} \sum_{\mathbf{R}_A} \sum_{l=1}^3 (|\boldsymbol{\delta}_l + \mathbf{u}_A(\mathbf{R}_A) - \mathbf{u}_B(\mathbf{R}_A + \boldsymbol{\delta}_l)| - a_{CC}) \psi_{\mathbf{R}_A}^\dagger \psi_{\mathbf{R}_A + \boldsymbol{\delta}_l} + h.c. \\ &\approx -t_0 \sum_{\mathbf{R}_A} \sum_{l=1}^3 \psi_{\mathbf{R}_A}^\dagger \psi_{\mathbf{R}_A + \boldsymbol{\delta}_l} - \frac{1}{a_{CC}} \frac{\partial t_0}{\partial a_{CC}} \sum_{\mathbf{R}_A} \sum_{l=1}^3 \boldsymbol{\delta}_l \cdot (\mathbf{u}_A(\mathbf{R}_A) - \mathbf{u}_B(\mathbf{R}_A + \boldsymbol{\delta}_l)) \psi_{\mathbf{R}_A}^\dagger \psi_{\mathbf{R}_A + \boldsymbol{\delta}_l} + h.c. \end{aligned} \quad (\text{B15})$$

where t_0 is the graphene hopping strength, $a_{CC} = |\boldsymbol{\delta}_l|$ the distance between two carbon atoms. Going to momentum space, the electron-phonon coupling Hamiltonian becomes

$$\begin{aligned} H_{e-ph} &= -\frac{1}{a_{CC}} \frac{\partial t_0}{\partial a_{CC}} \sum_{\mathbf{k}, \mathbf{q}}' \sum_{l=1}^3 \boldsymbol{\delta}_l \cdot (\mathbf{u}_A(\mathbf{q}) - \mathbf{u}_B(\mathbf{q}) e^{-i\mathbf{q} \cdot \boldsymbol{\delta}_l}) e^{-i\mathbf{k} \cdot \boldsymbol{\delta}_l} \psi_{\mathbf{k}+\mathbf{q},A}^\dagger \psi_{\mathbf{k},B} + h.c. \\ &= -\frac{1}{a_{CC}} \frac{\partial t_0}{\partial a_{CC}} \sum_{\mathbf{k}, \mathbf{q}}' \sum_j \sum_{l=1}^3 \sqrt{\frac{\hbar}{2NM\omega_{\mathbf{q},j}}} \boldsymbol{\delta}_l \cdot (\mathbf{e}_{\mathbf{q},A}^j - \mathbf{e}_{\mathbf{q},B}^j e^{-i\mathbf{q} \cdot \boldsymbol{\delta}_l}) e^{-i\mathbf{k} \cdot \boldsymbol{\delta}_l} \psi_{\mathbf{k}+\mathbf{q},A}^\dagger \psi_{\mathbf{k},B} (b_{\mathbf{q},j} + b_{-\mathbf{q},j}^\dagger) \end{aligned} \quad (\text{B16})$$

By defining the vectors

$$|V_{\mathbf{q},\mathbf{k}}\rangle = \sum_{l=1}^3 \left(\boldsymbol{\delta}_l e^{i\mathbf{k} \cdot \boldsymbol{\delta}_l}, -\boldsymbol{\delta}_l e^{i(\mathbf{k}+\mathbf{q}) \cdot \boldsymbol{\delta}_l} \right), \quad |e_{\mathbf{q}}^j\rangle = (\mathbf{e}_{\mathbf{q},A}^j, \mathbf{e}_{\mathbf{q},B}^j) \quad (\text{B17})$$

we can write the electron-phonon coupling Hamiltonian as

$$H_{e-ph} = -\tilde{g} \sum_j \sum_{\mathbf{q}, \mathbf{k}}' \omega_{\mathbf{q},j}^{-1/2} \langle V_{\mathbf{q},\mathbf{k}} | e_{\mathbf{q}}^j \rangle \psi_{\mathbf{k}+\mathbf{q},A}^\dagger \psi_{\mathbf{k},B} (b_{\mathbf{q},j} + b_{-\mathbf{q},j}^\dagger) + h.c. \quad (\text{B18})$$

where $\tilde{g} = \frac{1}{a_{CC}} \sqrt{\frac{\hbar}{2NM}} \frac{\partial t_0}{\partial a_{CC}}$. Let us now examine how the symmetries of graphene are realized in this Hamiltonian. We first consider the three-fold rotation symmetry group C_{3v} and define the rotation matrix R_3

$$R_3 = \begin{pmatrix} \cos(2\pi/3) & \sin(2\pi/3) \\ -\sin(2\pi/3) & \cos(2\pi/3) \end{pmatrix} = \begin{pmatrix} -1/2 & \sqrt{3}/2 \\ \sqrt{3}/2 & -1/2 \end{pmatrix}. \quad (\text{B19})$$

C_{3v} symmetry of the phonon Hamiltonian implies that

$$D(R_3 \mathbf{q}) = R^\dagger D(\mathbf{q}) R, \quad \text{with } R = \begin{pmatrix} R_3 & \\ & R_3 \end{pmatrix}, \quad (\text{B20})$$

from which it follows that $\omega_{\mathbf{q},j} = \omega_{R_3 \mathbf{q},j}$ and $R|e_{\mathbf{q}}^j\rangle = e^{i\alpha_{\mathbf{q}}}|e_{R_3 \mathbf{q}}^j\rangle$. The C_{3v} symmetry of the electron-phonon Hamiltonian implies that

$$\omega_{R_3 \mathbf{q},j}^{-1/2} \langle V_{R_3 \mathbf{q}, R_3 \mathbf{k}} | e_{R_3 \mathbf{q}}^j \rangle \langle e_{R_3 \mathbf{q}}^j | R | b_{\mathbf{q}} \rangle = \omega_{\mathbf{q},j}^{-1/2} \langle V_{\mathbf{q}, \mathbf{k}} | e_{\mathbf{q}}^j \rangle \langle e_{\mathbf{q}}^j | b_{\mathbf{q}} \rangle, \quad (\text{B21})$$

Because $\omega_{R_3 \mathbf{q},j} = \omega_{\mathbf{q},j}$, we can see that this is true by doing following steps

$$\langle V_{R_3 \mathbf{q}, R_3 \mathbf{k}} | e_{R_3 \mathbf{q}}^j \rangle \langle e_{R_3 \mathbf{q}}^j | R | b_{\mathbf{q}} \rangle = \langle V_{R_3 \mathbf{q}, R_3 \mathbf{k}} | R R^\dagger | e_{R_3 \mathbf{q}}^j \rangle \langle e_{R_3 \mathbf{q}}^j | R | b_{\mathbf{q}} \rangle \quad (\text{B22})$$

$$= e^{-i\alpha_{\mathbf{k}}} \langle V_{R_3 \mathbf{q}, R_3 \mathbf{k}} | R | e_{R_3 \mathbf{q}}^j \rangle \langle e_{\mathbf{q}}^j | b_{\mathbf{q}} \rangle e^{i\alpha_{\mathbf{k}}} \quad (\text{B23})$$

$$= \langle V_{\mathbf{q}, \mathbf{k}} | e_{\mathbf{q}}^j \rangle \langle e_{\mathbf{q}}^j | b_{\mathbf{q}} \rangle \quad (\text{B24})$$

The C_{2v} symmetry can be derived in a similar way, with the main difference that C_{2v} interchanges the A and B sublattices. So C_{2v} symmetry implies that

$$\omega_{-\mathbf{q},j}^{-1/2} \langle V_{-\mathbf{q}, -\mathbf{k}} | e_{-\mathbf{q}}^j \rangle \langle e_{-\mathbf{q}}^j | \tilde{R} | b_{\mathbf{q}} \rangle = \omega_{-\mathbf{q},j}^{-1/2} \langle V_{-\mathbf{q}, \mathbf{k}+\mathbf{q}} | e_{-\mathbf{q}}^j \rangle^* \langle e_{\mathbf{q}}^j | b_{\mathbf{q}} \rangle, \quad \text{with } \tilde{R} = \begin{pmatrix} & -\mathbb{1} \\ -\mathbb{1} & \end{pmatrix} \quad (\text{B25})$$

Equality (B25) follows from the definition of $|V_{\mathbf{k}, \mathbf{q}}\rangle$, the C_{2v} rotation symmetry of the phonon Hamiltonian which implies that $\tilde{R}|e_{\mathbf{q}}^j\rangle = e^{i\beta_{\mathbf{q}}}|e_{-\mathbf{q}}^j\rangle$, and $|e_{\mathbf{q}}^j\rangle = |e_{-\mathbf{q}}^j\rangle^*$, which follows from hermiticity of the displacement operator. Time reversal symmetry of the electron-phonon Hamiltonian in Eq. (B18) is more straightforward to see, as this simply follows from the properties $|V_{-\mathbf{q}, -\mathbf{k}}\rangle^* = |V_{\mathbf{q}, \mathbf{k}}\rangle$ and $|e_{-\mathbf{q}}^j\rangle^* = |e_{\mathbf{q}}^j\rangle$.

We now focus on the coupling between lattice-scale phonons and low-energy electrons at the Dirac cones. So in the above electron-phonon Hamiltonian we fix both \mathbf{k} and \mathbf{q} to either \mathbf{K} or $-\mathbf{K}$, where $\mathbf{K} = (\frac{4\pi}{3a}, 0)$ and $a = \sqrt{3}a_{CC}$ is the graphene lattice constant. Specifically, the terms we are interested in are

$$\begin{aligned} H_{e-ph} \approx & -\tilde{g} \sum_j \omega_{\mathbf{K},j}^{-1/2} \langle V_{\mathbf{K}} | e_{\mathbf{K}}^j \rangle \psi_{-\mathbf{K},A}^\dagger \psi_{\mathbf{K},B} (b_{\mathbf{K}j} + b_{-\mathbf{K}j}^\dagger) \\ & -\tilde{g} \sum_j \omega_{\mathbf{K},j}^{-1/2} \langle V_{\mathbf{K}} | e_{\mathbf{K}}^j \rangle^* \psi_{\mathbf{K},A}^\dagger \psi_{-\mathbf{K},B} (b_{-\mathbf{K}j} + b_{\mathbf{K}j}^\dagger) + h.c., \end{aligned} \quad (\text{B26})$$

where $|V_{\mathbf{K}}\rangle = |V_{\mathbf{K}, \mathbf{K}}\rangle$. Let us now choose a basis in which the δ_l take the form

$$\delta_1 = a_{CC}(0, 1), \quad \delta_2 = a_{CC} \left(\frac{\sqrt{3}}{2}, -\frac{1}{2} \right) = R_3 \delta_1, \quad \delta_3 = a_{CC} \left(-\frac{\sqrt{3}}{2}, -\frac{1}{2} \right) = R_3 \delta_2 \quad (\text{B27})$$

from which we see that $e^{i\mathbf{K} \cdot \delta_1} = 1$, $e^{i\mathbf{K} \cdot \delta_2} = e^{2\pi i/3} \equiv \omega$ and $e^{i\mathbf{K} \cdot \delta_3} = \omega^2 = \omega^{-1}$. The phonon Hamiltonian at the K_+ point satisfies

$$R^\dagger D(\mathbf{K}) R = D(R_3 \mathbf{K}) = D(\mathbf{K} - \mathbf{G}_2) = \begin{pmatrix} \mathbb{1} & \\ & e^{-i\mathbf{G}_2 \cdot \delta_1} \mathbb{1} \end{pmatrix} D(\mathbf{K}) \begin{pmatrix} \mathbb{1} & \\ & e^{i\mathbf{G}_2 \cdot \delta_1} \mathbb{1} \end{pmatrix}, \quad (\text{B28})$$

where we have used that $R_3 \mathbf{K} = \mathbf{K} - \mathbf{G}_2$, with $\mathbf{G}_2 = \frac{4\pi}{\sqrt{3}a} \left(\frac{\sqrt{3}}{2}, \frac{1}{2} \right)$ a reciprocal lattice vector. The last equality follows from $b_{\mathbf{q}+\mathbf{G},A,x^i} = b_{\mathbf{q},A,x^i}$ and $b_{\mathbf{q}+\mathbf{G},B,x^i} = e^{i\mathbf{G} \cdot \boldsymbol{\delta}_1} b_{\mathbf{q},B,x^i}$ for any reciprocal lattice vector \mathbf{G} . Using that $e^{i\mathbf{G}_2 \cdot \boldsymbol{\delta}_1} = \omega$, we see that the matrix $R_- = R_3 \oplus \omega^{-1} R_3$ commutes with $D(\mathbf{K})$. This means that the eigenvectors $\mathbf{e}_{\mathbf{K}}^j$ are also eigenvectors of R_- , which has two non-degenerate eigenvalues 1 and ω^{-1} , and one two-fold degenerate eigenvalue ω . The vector $|V_{\mathbf{K}}\rangle$ can be written as $|V_{\mathbf{K}}\rangle = |V_{\mathbf{K}}^A\rangle + |V_{\mathbf{K}}^B\rangle$, where

$$|V_{\mathbf{K}}^A\rangle = \sum_{l=1}^3 (\delta_l e^{i\mathbf{K} \cdot \boldsymbol{\delta}_l}, 0), \quad |V_{\mathbf{K}}^B\rangle = \sum_{l=1}^3 (0, -\delta_l e^{i2\mathbf{K} \cdot \boldsymbol{\delta}_l}) \quad (\text{B29})$$

These vectors have the property $R_- |V_{\mathbf{K}}^A\rangle = \omega^{-1} |V_{\mathbf{K}}^A\rangle$ and $R_- |V_{\mathbf{K}}^B\rangle = |V_{\mathbf{K}}^B\rangle$. This means that only two of the four inner products $\langle V_{\mathbf{K}} | e_{\mathbf{K}}^j \rangle$ are non-zero. The eigenvectors $|e_{\mathbf{K}}^j\rangle$ which can couple to the electrons are those which have eigenvalue 1 and ω^{-1} under R_- . We can thus express $|V_{\mathbf{K}}\rangle$ in terms of the eigenvectors $|e_{\mathbf{K}}^j\rangle$ as follows:

$$\frac{1}{\sqrt{6}a_{CC}} |V_{\mathbf{K}}\rangle = \frac{1}{\sqrt{2}} (e^{i\theta_{\mathbf{K}}^1} |e_{\mathbf{K}}^1\rangle + e^{i\theta_{\mathbf{K}}^2} |e_{\mathbf{K}}^2\rangle), \quad (\text{B30})$$

This allows us to write the electron-phonon Hamiltonian as

$$H_{e-ph} = -\tilde{g}\sqrt{3}a_{CC} \sum_{j=1}^2 \frac{e^{i\theta_{\mathbf{K}}^j}}{\sqrt{\omega_{\mathbf{K}j}}} \psi_{-\mathbf{K},A}^\dagger \psi_{\mathbf{K},B} (b_{\mathbf{K},j} + b_{-\mathbf{K}j}^\dagger) + \frac{e^{-i\theta_{\mathbf{K}}^j}}{\sqrt{\omega_{\mathbf{K}j}}} \psi_{\mathbf{K},A}^\dagger \psi_{-\mathbf{K},B} (b_{-\mathbf{K},j} + b_{\mathbf{K}j}^\dagger) + h.c. \quad (\text{B31})$$

From C_{2v} symmetry we know that $e^{i\theta_{\mathbf{K}}^j} = e^{i\theta_{-\mathbf{K}}^j} = e^{-i\theta_{\mathbf{K}}^j}$, which implies that $e^{i\theta_{\mathbf{K}}^j}$ is real and can be absorbed in $b_{\mathbf{K},j}$ and $b_{-\mathbf{K}j}^\dagger$. So the final form for the electron-phonon coupling between lattice-scale phonons and low-energy electrons at the K points is simply

$$H_{e-ph} = -g \sum_{j=1}^2 \frac{1}{\sqrt{\omega_{\mathbf{K},j}}} \left(\psi_{-\mathbf{K},A}^\dagger \psi_{\mathbf{K},B} (b_{\mathbf{K},j} + b_{-\mathbf{K}j}^\dagger) + \psi_{\mathbf{K},A}^\dagger \psi_{-\mathbf{K},B} (b_{-\mathbf{K},j} + b_{\mathbf{K}j}^\dagger) \right) + h.c., \quad (\text{B32})$$

where $g = \sqrt{\frac{3\hbar}{2NM}} \frac{\partial t_0}{\partial a_{CC}}$. Because the graphene phonon bands have little dispersion around the K -points [99, 103, 104], we will now simply ignore any momentum dependence and simply assume that (B32) holds for electrons close to the K -points. We will also take $\omega_{\mathbf{K},1} = \omega_{\mathbf{K},2} = \omega_0$.

3. Phonon mediated electron interactions

The Hamiltonian describing the combined electron-phonon system, projected into the flat bands, takes the form

$$H = H_e + H_{ph} + H_{e-ph}, \quad (\text{B33})$$

with $H_e = \sum_{\mathbf{k},\tau,s} \varepsilon_{\mathbf{k},\tau} c_{\mathbf{k},\tau,s}^\dagger c_{\mathbf{k},\tau,s}$. For the phonon Hamiltonian we take just two copies of the graphene phonon Hamiltonian:

$$H_{ph} = \sum_{\mathbf{q},\mathbf{g}} \sum_{l,j} \hbar \omega_{\mathbf{q}+\mathbf{g},l,j} \left(b_{\mathbf{q}+\mathbf{g},l,j}^\dagger b_{\mathbf{q}+\mathbf{g},l,j} + \frac{1}{2} \right), \quad (\text{B34})$$

where \mathbf{q} is defined to lie in the mini-Brillouin zone. We don't consider out-of-plane phonon modes as these couple only to the inter-layer tunneling, which is much smaller than the intra-layer hopping. Correspondingly, the electron-phonon Hamiltonian is just two copies of Eq. (B32). If we project this into the flat bands, we get

$$H_{e-ph} = -\frac{g}{\sqrt{\omega_0}} \sum_{\tau, l, j, \mathbf{g}} \sum_{\mathbf{k}, \mathbf{q}, s} \langle u_{-\tau}(\mathbf{k} + \mathbf{q}) | \sigma^x P_l S_{\mathbf{g}} | u_{\tau}(\mathbf{k}) \rangle c_{\mathbf{k}+\mathbf{q}, -\tau, s}^{\dagger} c_{\mathbf{k}, \tau, s} \left(b_{\mathbf{q}+\mathbf{g}+2\tau\mathbf{X}, l, j} + b_{-\mathbf{q}-\mathbf{g}-2\tau\mathbf{X}, l, j}^{\dagger} \right) \quad (\text{B35})$$

$$\equiv -\frac{g}{\sqrt{\omega_0}} \sum_{l, j, \mathbf{g}} \sum_{\mathbf{k}, \mathbf{q}, \tau, s} f_{l, \mathbf{g}}^{\tau}(\mathbf{q}, \mathbf{k}) c_{\mathbf{k}+\mathbf{q}, -\tau, s}^{\dagger} c_{\mathbf{k}, \tau, s} \left(b_{\mathbf{q}+\mathbf{g}+2\tau\mathbf{X}, l, j} + b_{-\mathbf{q}-\mathbf{g}-2\tau\mathbf{X}, l, j}^{\dagger} \right), \quad (\text{B36})$$

Using a Schrieffer-Wolff transformation we obtain following phonon-mediated electron interaction Hamiltonian

$$\begin{aligned} H_{PH} &= \frac{2g^2}{\omega_0} \sum_{\mathbf{k}, \mathbf{k}', \mathbf{q}} \sum_{\tau, s, s'} \sum_l \hbar \omega_0 \frac{f_{l, \mathbf{g}}^{\tau}(\mathbf{k}, \mathbf{q}) f_{l, -\mathbf{g}}^{-\tau}(\mathbf{k}', -\mathbf{q})}{(\varepsilon_{\mathbf{k}+\mathbf{q}, -\tau} - \varepsilon_{\mathbf{k}, \tau})^2 - (\hbar \omega_0)^2} c_{\mathbf{k}+\mathbf{q}, -\tau, s}^{\dagger} c_{\mathbf{k}, \tau, s} c_{\mathbf{k}'-\mathbf{q}, \tau, s'}^{\dagger} c_{\mathbf{k}', -\tau, s'} \\ &\approx -\frac{2g^2 \hbar}{(\hbar \omega_0)^2} \sum_{\mathbf{k}, \mathbf{k}', \mathbf{q}} \sum_{s, s'} \sum_{\tau} \left(\sum_{l, \mathbf{g}} f_{l, \mathbf{g}}^{\tau}(\mathbf{k}, \mathbf{q}) f_{l, -\mathbf{g}}^{-\tau}(\mathbf{k}', -\mathbf{q}) \right) c_{\mathbf{k}+\mathbf{q}, -\tau, s}^{\dagger} c_{\mathbf{k}, \tau, s} c_{\mathbf{k}'-\mathbf{q}, \tau, s'}^{\dagger} c_{\mathbf{k}', -\tau, s'}, \end{aligned}$$

where we have again ignored the phonon dispersion, and also the flat band dispersion. The interaction strength g_{ph} used in the main text is

$$g_{ph} = \frac{3\hbar^2}{2M} \frac{\beta^2}{(\hbar \omega_0)^2} \left(\frac{t_0}{a_{CC}} \right)^2, \quad (\text{B37})$$

where $\beta = \partial \ln t_0 / \partial \ln a_{CC}$. The numerical value $g_{ph} \approx 630$ meV can be obtained by using $\hbar \omega_0 = 0.16$ eV, $t_0 = 2.61$ eV, $a_{CC} = 0.25/\sqrt{3}$ nm and $\beta = 3$ [89, 105].

Appendix C: Spin stiffness in a spin polarized flat Chern band

In this section we derive an expression for the spin stiffness associated with a spin polarized flat Chern band. The spin stiffness ρ_s appears in a long-wavelength description as the coefficient of the gradient term in the effective action describing spin fluctuations:

$$\frac{\rho_s}{2} \int d\mathbf{r} (\nabla \mathbf{n})^2 \quad (\text{C1})$$

To derive ρ_s within mean-field theory, we generalize the calculation of Ref. [66] for a spin-polarized lowest Landau level to a Chern insulator. We assume that in the ground state the spins are polarized in the z -direction. We create a non-homogeneous spin texture by acting with $e^{i\hat{O}}$ on the uniformly polarized ground state wave function. The operator $e^{i\hat{O}}$ is defined as

$$e^{i\hat{O}} = e^{i \sum_{\mathbf{r}} \mathbf{\Omega}(\mathbf{r}) \cdot \mathbf{S}(\mathbf{r})} = e^{i \sum_{\mathbf{q}} \mathbf{\Omega}(\mathbf{q}) \cdot \mathbf{S}(-\mathbf{q})}, \quad (\text{C2})$$

where $\mathbf{S}(\mathbf{r})$ is the spin operator at site \mathbf{r} . We will assume that the resulting spin texture consists only of small fluctuations around the z -direction, such that $\mathbf{\Omega}(\mathbf{r}) \approx \hat{z} \times \mathbf{n}(\mathbf{r})$, and is slowly varying in space. If we project $e^{i\hat{O}}$ in a Chern band with band label μ , the resulting operator $e^{i\hat{O}_{\mu}} = e^{i \sum_{\mathbf{q}} \mathbf{\Omega}(\mathbf{q}) \cdot \mathbf{S}_{\mu}(-\mathbf{q})}$ is defined using the projected spin operator

$$\mathbf{S}_{\mu}(-\mathbf{q}) = \frac{1}{\sqrt{N}} \sum_{\mathbf{k}} \langle u_{\mu}(\mathbf{k} - \mathbf{q}) | u_{\mu}(\mathbf{k}) \rangle c_{\mathbf{k}-\mathbf{q}, \mu}^{\dagger} \frac{\mathbf{s}}{2} c_{\mathbf{k}, \mu} \equiv \frac{1}{\sqrt{N}} \sum_{\mathbf{k}} \lambda_{\mu}(-\mathbf{q}, \mathbf{k}) c_{\mathbf{k}-\mathbf{q}, \mu}^{\dagger} \frac{\mathbf{s}}{2} c_{\mathbf{k}, \mu}, \quad (\text{C3})$$

where the operator $c_{\mathbf{k}, \mu}^{\dagger}$ creates an electron with crystal momentum \mathbf{k} in band μ , N is the number of unit cells, $\mathbf{s} = (s^x, s^y, s^z)$ are the Pauli spin operators, and $|u_{\mu}(\mathbf{k})\rangle$ are the periodic Bloch states. From now on, we will drop the band index μ . This should not cause any confusion, as we are always considering the same single band.

We are interested in the energy increase associated with the spin texture in the small $|\mathbf{q}|$ limit, which we get from

$$\delta E = \langle e^{i\hat{O}} H e^{-i\hat{O}} \rangle - \langle H \rangle \quad (\text{C4})$$

$$= i\langle [\hat{O}, H] \rangle - \frac{1}{2}\langle [\hat{O}, [\hat{O}, H]] \rangle + \dots \quad (\text{C5})$$

For the Hamiltonian we use a general density-density interaction $\sum_{\mathbf{k}} \tilde{V}(\mathbf{k}) : \rho(\mathbf{k})\rho(-\mathbf{k}) :$, projected into the flat Chern band. So the commutator we need to calculate is

$$[\hat{O}, H] = \sum_{\mathbf{k}, \mathbf{q}} \sum_i \Omega^i(\mathbf{q}) \tilde{V}(\mathbf{k}) [S^i(-\mathbf{q}), \rho(\mathbf{k})\rho(-\mathbf{k})] \quad (\text{C6})$$

We can easily evaluate this by applying the identity

$$[S^i(-\mathbf{q}), \rho(\mathbf{k})\rho(-\mathbf{k})] = [S^i(-\mathbf{q}), \rho(\mathbf{k})]\rho(-\mathbf{k}) + \rho(\mathbf{k})[S^i(-\mathbf{q}), \rho(-\mathbf{k})] \quad (\text{C7})$$

Using the explicit expression $\rho(\mathbf{k}) = \frac{1}{\sqrt{N}} \sum_{\mathbf{k}'} \lambda(\mathbf{k}, \mathbf{k}') c_{\mathbf{k}'+\mathbf{k}}^\dagger c_{\mathbf{k}'}$ for the projected density operator, and Eq. (C3), we find

$$[S^i(-\mathbf{q}), \rho(\mathbf{k})] = \frac{1}{N} \sum_{\mathbf{k}'} (\lambda(\mathbf{k}, \mathbf{k}')\lambda(-\mathbf{q}, \mathbf{k}+\mathbf{k}') - \lambda(\mathbf{k}, \mathbf{k}'-\mathbf{q})\lambda(-\mathbf{q}, \mathbf{k}')) c_{\mathbf{k}'+\mathbf{k}-\mathbf{q}}^\dagger \frac{s^i}{2} c_{\mathbf{k}'} \quad (\text{C8})$$

$$\equiv \frac{1}{N} \sum_{\mathbf{k}'} \Lambda_{\mathbf{k}', \mathbf{k}, -\mathbf{q}} c_{\mathbf{k}'+\mathbf{k}-\mathbf{q}}^\dagger \frac{s^i}{2} c_{\mathbf{k}'} \quad (\text{C9})$$

and thus

$$[\hat{O}, H] = \frac{1}{N} \sum_{i, \mathbf{k}, \mathbf{q}} \Omega^i(\mathbf{q}) \tilde{V}(\mathbf{k}) \sum_{\mathbf{k}'} \left(\Lambda_{\mathbf{k}', \mathbf{k}, -\mathbf{q}} c_{\mathbf{k}'+\mathbf{k}-\mathbf{q}}^\dagger \frac{\sigma^i}{2} c_{\mathbf{k}'} \rho(-\mathbf{k}) + \Lambda_{\mathbf{k}', -\mathbf{k}, -\mathbf{q}} \rho(\mathbf{k}) c_{\mathbf{k}'-\mathbf{k}-\mathbf{q}}^\dagger \frac{\sigma^i}{2} c_{\mathbf{k}'} \right) \quad (\text{C10})$$

The expectation value of this commutator with respect to the homogeneously z -polarized Slater determinant vanishes because $\Omega^z = 0$.

The double commutator determining the energy change in second order becomes

$$[\hat{O}, [\hat{O}, H]] = \frac{1}{N} \sum_{i, j} \sum_{\mathbf{k}, \mathbf{q}_1, \mathbf{q}_2} \Omega^i(\mathbf{q}_1) \Omega^j(\mathbf{q}_2) \tilde{V}(\mathbf{k}) \times \sum_{\mathbf{k}'} \left(\Lambda_{\mathbf{k}', \mathbf{k}, -\mathbf{q}_1} [S^j(-\mathbf{q}_2), c_{\mathbf{k}'+\mathbf{k}-\mathbf{q}_1}^\dagger \frac{s^i}{2} c_{\mathbf{k}'} \rho(-\mathbf{k})] + \Lambda_{\mathbf{k}', -\mathbf{k}, -\mathbf{q}_1} [S^j(-\mathbf{q}_2), \rho(\mathbf{k}) c_{\mathbf{k}'-\mathbf{k}-\mathbf{q}_1}^\dagger \frac{s^i}{2} c_{\mathbf{k}'}] \right) \quad (\text{C11})$$

Evaluating the expectation value of this double commutator is tedious, but straightforward. We find

$$\begin{aligned} \langle [\hat{O}, [\hat{O}, H]] \rangle &= \frac{1}{N^2} \sum_{i, \mathbf{k}, \mathbf{q}} \Omega^i(\mathbf{q}) \Omega^i(-\mathbf{q}) \tilde{V}(\mathbf{k}) \\ &\times \sum_{\mathbf{k}'} \Lambda_{\mathbf{k}', \mathbf{k}, -\mathbf{q}} (\lambda(\mathbf{q}, \mathbf{k}'+\mathbf{k}-\mathbf{q})\lambda(-\mathbf{k}, \mathbf{k}'+\mathbf{k}) - \lambda(\mathbf{q}, \mathbf{k}'-\mathbf{q})\lambda(-\mathbf{k}, \mathbf{k}'+\mathbf{k}-\mathbf{q})) \end{aligned} \quad (\text{C12})$$

To simplify the product of form factors λ , we work up to second order in \mathbf{q} , because by assumption $\Omega(\mathbf{q})$ is a fast decaying function. The interaction $V(\mathbf{k})$ is in general not decaying fast enough to justify working up to second order in \mathbf{k} . However, the expectation value of the double commutator contains factors of the form $\lambda(\mathbf{k}, \mathbf{k}') = \langle u(\mathbf{k}+\mathbf{k}') | u(\mathbf{k}') \rangle$, which are expected to decay very fast in $|\mathbf{k}|$. So this decay does allow us to work up to second order in \mathbf{k} , but we need to explicitly keep the function $f(\mathbf{k}, \mathbf{k}') = |\lambda(\mathbf{k}, \mathbf{k}')|$. We expect the decay of the form factors not to vary too much over the Brillouin zone, so we will use the function $f(\mathbf{k}) = |\lambda(\mathbf{k}, \mathbf{k}_0)|$ for a fixed representative \mathbf{k}_0 in the Brillouin zone to enforce the fast decay in $|\mathbf{k}|$ (for example, Ref. [19] chose $\mathbf{k}_0 = 0$). The Taylor expanded expressions for the

form factors contain a term proportional to the Berry connection, which provides the connection between a Landau level and a Chern band, as noted in Ref. [106]. After a few straightforward manipulations, we find for the energy difference

$$\delta E = \frac{1}{8N^2} \sum_{i, \mathbf{k}, \mathbf{q}} \Omega^i(\mathbf{q}) \Omega^i(-\mathbf{q}) \tilde{V}(\mathbf{k}) (\mathbf{q} \wedge \mathbf{k})^2 \sum_{\mathbf{k}'} \mathcal{F}(\mathbf{k}')^2 f^2(\mathbf{k}) \quad (\text{C13})$$

$$= \frac{1}{16} \left(\frac{1}{N} \sum_{\mathbf{k}'} \mathcal{F}(\mathbf{k}')^2 \right) \left(\frac{1}{N} \sum_{\mathbf{k}} \tilde{V}(\mathbf{k}) f^2(\mathbf{k}) |\mathbf{k}|^2 \right) \sum_{i, j, \mathbf{q}} (iq^j \Omega^i(\mathbf{q})) (-iq^j \Omega^i(-\mathbf{q})) \quad (\text{C14})$$

$$= \frac{1}{16} \left(\frac{1}{N} \sum_{\mathbf{k}'} \mathcal{F}(\mathbf{k}')^2 \right) \left(\frac{1}{N} \sum_{\mathbf{k}} \tilde{V}(\mathbf{k}) f^2(\mathbf{k}) |\mathbf{k}|^2 \right) \sum_{i, \mathbf{r}} (\nabla \Omega^i(\mathbf{r})) \cdot (\nabla \Omega^i(\mathbf{r})) \quad (\text{C15})$$

$$\rightarrow \frac{\rho_s}{2} \int d^2 \mathbf{r} (\nabla \mathbf{n})^2, \quad (\text{C16})$$

where in the second line we have used $(\mathbf{q} \wedge \mathbf{k})^2 = |\mathbf{q}|^2 |\mathbf{k}|^2 \sin^2 \alpha$, where α is the angle between \mathbf{q} and \mathbf{k} . Because $\tilde{V}(\mathbf{k})$ and to a good approximation also $f(\mathbf{k})$ are isotropic, we can replace $\sin^2 \alpha$ by its average value $1/2$. So we arrive at the following Hartree-Fock expression for the spin stiffness

$$\rho_s = \frac{1}{8A} \left(\frac{1}{N} \sum_{\mathbf{k}'} \mathcal{F}(\mathbf{k}')^2 \right) \left(\frac{1}{N} \sum_{\mathbf{k}} \tilde{V}(\mathbf{k}) f^2(\mathbf{k}) |\mathbf{k}|^2 \right), \quad (\text{C17})$$

where A is the area of the unit cell. In the continuum limit, the factor A^{-1} is interpreted as the charge density [47].

Appendix D: Skyrmion energetics

1. Single skyrmions

In this section, we present an explicit evaluation of the energy of a skyrmion in a single-valley, using the two-component non-linear σ model discussed in Eq. (28), which we recall below for completeness. We assume that while a skyrmion forms in a single valley, the spins in the other valley remain in their equilibrium configuration. We first look at the ferromagnet.

$$\mathcal{L} = \sum_{\tau=\pm} \left[nS \left(\mathbf{A}[\mathbf{n}_\tau] \cdot \partial_t \mathbf{n}_\tau(\mathbf{r}) + g_s \mu_B \mathbf{B} \cdot \mathbf{n}_\tau(\mathbf{r}) \right) - \frac{\rho_s}{2} (\nabla \mathbf{n}_\tau(\mathbf{r}))^2 \right] - \frac{nS^2 \bar{\rho}_s}{2} [(\mathbf{n}_+(\mathbf{r}) - \mathbf{n}_-(\mathbf{r}))^2] - \frac{1}{2} \int d\mathbf{r}' V(\mathbf{r} - \mathbf{r}') \rho(\mathbf{r}) \rho(\mathbf{r}') \quad (\text{D1})$$

We henceforth set $S = 1/2$ for the electron spin. We consider a single isolated skyrmion in valley $+$ (say), completely characterized by a complex function $W(z)$ (see Eq. (29)). As shown by Belavin and Polyakov, any analytic complex function $W(z)$ with a single pole minimizes the elastic energy E^{el} to be $4\pi\rho_s$ [65], and the size of a charged skyrmion in a Chern band is therefore determined by the competition between the effective Zeeman and Coulomb energies [33]. A skyrmion of linear size R can be described by $W(z) = R/z$, or more explicitly by

$$\mathbf{n}_+(\mathbf{r}) = \left(\frac{2xR}{r^2 + R^2}, \frac{2yR}{r^2 + R^2}, \frac{r^2 - R^2}{r^2 + R^2} \right), \text{ and } \mathbf{n}_-(\mathbf{r}) = (0, 0, 1) \quad (\text{D2})$$

We want to optimize the size R as a function of the ratio of effective Zeeman energy Δ (which is a combination of the external magnetic field $\mathbf{B} = B_\perp \hat{z}$ and the internal exchange field from the other valley $\bar{\rho}_s \mathbf{n}_-(\mathbf{r}) = \bar{\rho}_s \hat{z}$) to the Coulomb energy, i.e, \tilde{g} which we define below.

$$\tilde{g} \equiv \frac{\Delta}{E_C} = \frac{g_s \mu_B \tilde{B}}{\frac{e^2}{4\pi\epsilon a_M}}, \text{ where } \tilde{B} = B_\perp + \frac{\bar{\rho}_s}{2g_s \mu_B} \quad (\text{D3})$$

If we naively use the effective Hamiltonian from Eq. (D1) to compute the energy, the Zeeman term will diverge as a very large number of spins are flipped in our ansatz in Eq. (D2). There is a natural cutoff set by the correlation

length of spin fluctuations, as the Goldstone mode in a single valley gets gapped in presence of the effective magnetic field \tilde{B} . In particular, we can use the equation of motion derived from Eq. (D1) to get the dispersion of a neutral spin-wave.

$$\begin{aligned} \frac{\partial \mathbf{n}_+}{\partial t} &= \left(\frac{2\rho_s}{n} \nabla^2 \mathbf{n}_+ + g_s \mu_B \tilde{B} \hat{z} \right) \times \mathbf{n}_+ \implies i \frac{\partial \psi_+}{\partial t} = \left(\frac{2\rho_s}{n} \nabla^2 - g_s \mu_B \tilde{B} \right) \psi_+ \text{ where } \psi_+ = n_{+,x} + i n_{+,y} \\ \implies \omega_{\mathbf{k}} &= \frac{2\rho_s}{n} k^2 + g_s \mu_B \tilde{B} \equiv \frac{2\rho_s}{n} (k^2 + \xi_s^{-2}) \end{aligned} \quad (\text{D4})$$

This implies that the spin-correlations fall off exponentially beyond a length-scale set by $\frac{\xi_s}{a_M} \equiv \left(\frac{\sqrt{3}\rho_s}{g_s \mu_B \tilde{B}} \right)^{1/2} \approx \left(\frac{E_C}{\Delta} \right)^{1/2}$, where $n = \frac{2}{\sqrt{3}a_M^2}$ is the density of electrons per band, and we have used that the spin-stiffness ρ_s is set by the Coulomb energy scale $E_C = \frac{e^2}{4\pi\epsilon a_M}$. Note that we treat ϵ as a phenomenological dielectric constant that also takes into account the renormalization of the bare Coulomb energy due to projection to the relevant flat bands. Therefore, we can write down the total excitation energy of the skyrmion as the sum of the elastic contribution E_{el} , the effective Zeeman contribution E_Z and the Coulomb contribution.

$$E_{sk} = 4\pi\rho_s + \frac{g_s \mu_B \tilde{B}}{\sqrt{3}a_M^2} \int_0^{\kappa\xi_s} d^2r [1 - n_z(\mathbf{r})] + \frac{1}{2} \int \frac{d^2q}{(2\pi)^2} V(\mathbf{q}) \rho_{\mathbf{q}} \rho_{-\mathbf{q}} \quad (\text{D5})$$

The first term, which is the elastic contribution, is independent of the size of the skyrmion [65]. The effective Zeeman energy, with a cutoff $\kappa\xi_s$ for the domain of integration is given by (the additional scale factor of κ is added for later analytical convenience)

$$E_Z = \frac{g_s \mu_B \tilde{B}}{\sqrt{3}a_M^2} \int_0^{\kappa\xi_s} d^2r [1 - n_z(\mathbf{r})] = \frac{2\pi g_s \mu_B \tilde{B} R^2}{\sqrt{3}a_M^2} \ln \left(\frac{R^2 + (\kappa\xi_s)^2}{R^2} \right) \quad (\text{D6})$$

We first discuss the case of unscreened Coulomb interaction $V(\mathbf{r}) = \frac{1}{4\pi\epsilon r}$, as would be expected for a dilute gas of skyrmions in the absence of gate-screening. Therefore, we take $V(\mathbf{q}) = \int d^2r V(\mathbf{r}) e^{i\mathbf{q}\cdot\mathbf{r}} = \frac{1}{2\epsilon q}$ and compute the Coulomb energy

$$\begin{aligned} \rho(\mathbf{r}) &= -\frac{1}{8\pi} \epsilon_{\mu\nu} \mathbf{n} \cdot (\partial_\mu \mathbf{n} \times \partial_\nu \mathbf{n}) = -\frac{R^2}{\pi(r^2 + R^2)^2} \implies \rho_{\mathbf{q}} = \int d^2r \rho(\mathbf{r}) e^{i\mathbf{q}\cdot\mathbf{r}} = -qR K_1(qR) \\ &\implies \frac{1}{2} \int \frac{d^2q}{(2\pi)^2} V(\mathbf{q}) \rho_{\mathbf{q}} \rho_{-\mathbf{q}} = \frac{e^2}{8\pi\epsilon R} \int_0^\infty dt [tK_1(t)]^2 = \frac{3\pi e^2}{2^8 \epsilon R} \end{aligned} \quad (\text{D7})$$

Now, we parametrize the size of the skyrmion by $R = \kappa a_M$ (roughly speaking, κ^2 counts the number of flipped spins), and minimize the skyrmion energy E_{sk} in Eq. (D5) as a function by κ .

$$E_{sk}(\kappa) = 4\pi\rho_s + \frac{2\pi}{\sqrt{3}} \Delta \kappa^2 \ln \left(1 + \frac{E_C}{\Delta} \right) + \frac{3\pi^2 E_C}{2^6 \kappa} \implies \kappa_{\text{optimal}} = \left[\frac{2^8}{3\sqrt{3}\pi} \left(\frac{\Delta}{E_C} \right) \ln \left(1 + \frac{E_C}{\Delta} \right) \right]^{-1/3} \quad (\text{D8})$$

Hence, we finally find that the energy of optimal size skyrmion is given by

$$E_{sk} = 4\pi\rho_s + E_C \left(\frac{3^5 \pi^5}{2^{13} \sqrt{3}} \right)^{1/3} \left[\left(\frac{\Delta}{E_C} \right) \ln \left(1 + \frac{E_C}{\Delta} \right) \right]^{1/3} \approx 4\pi\rho_s + 1.75 E_C \left[\left(\frac{\Delta}{E_C} \right) \ln \left(1 + \frac{E_C}{\Delta} \right) \right]^{1/3} \quad (\text{D9})$$

We immediately see that our analytical estimate of E_{sk} in Eq. (27) receives a logarithmic correction. For small Zeeman fields B_\perp and intervalley coupling $\bar{\rho}_s$, the energy of the skyrmion grows as $E_{sk}(\Delta) \approx [\Delta \ln(E_C/\Delta)]^{1/3}$. At larger fields (when the Zeeman energy becomes roughly of the order of the Coulomb energy) the size of the skyrmion will saturate, but an accurate estimate of the required magnetic field depends on lattice scale physics, and cannot be obtained from the low-energy field theory.

Next, we turn to the effects of screening of the Coulomb interaction, which is relevant due to the metallic gates used on twisted bilayer graphene (see Eq. (6)). Since the long-range (small q) nature of the Coulomb interaction is responsible for the $1/R$ scaling of the Coulomb energy with skyrmion size, we expect this scaling and thereby the optimal size and energy of the skyrmion to be significantly affected by screening. We assume that the gate-screened Coulomb interaction takes the following form discussed in Eq. (6). In the limit of small linear size of the skyrmion compared to the screening length D , i.e. $R \ll D$, screening effects are irrelevant and our previous result for the skyrmion energy holds (Eq. (30)). However, the more relevant limit (where our continuum theory is likely to work

better) is the large skyrmion size limit with $R \gg D$, as the screening length is typically of the order of a few moiré lattice spacings a_M . In this limit, the interaction term reduced to a short-range (contact-like) term. More precisely, the Fourier transformed charge density $\rho_{\mathbf{q}}$ is significant only for $q \lesssim 1/R$; in this regime $qD \ll qR$ and therefore $V_{\text{screened}}(\mathbf{q}) \approx \frac{e^2 D}{2\epsilon}$. Using Eq. (D5) and parametrizing $R = \kappa a_M$, we repeat the previous computations and find that our results for optimal size and energy are altered as follows for $D \approx a_M$ (α is an $\mathcal{O}(1)$ numerical constant).

$$\kappa_{\text{optimal}} \propto \left[\left(\frac{\Delta}{E_C} \right) \ln \left(1 + \frac{E_C}{\Delta} \right) \right]^{-1/2}, \text{ and } E_{sk} = 4\pi\rho_s + \alpha E_C \left[\left(\frac{\Delta}{E_C} \right) \ln \left(1 + \frac{E_C}{\Delta} \right) \right]^{1/2} \quad (\text{D10})$$

We note that the energy of the skyrmion grows as $E_{sk}(\Delta) \approx [\Delta \ln(E_C/\Delta)]^{1/2}$ as a function of the magnetic field in this case. Therefore, it is reasonable to expect that $E_{sk}(\Delta) \approx [\Delta \ln(E_C/\Delta)]^\nu$ for some $\nu \in (1/3, 1/2)$ will accurately capture intermediate screening. Irrespective of the exact value of the exponent ν , the estimate for the saturation lengthscale for the skyrmion remains identical, i.e., $\ell_{\bar{B}} \approx \sqrt{a_0 a_M}$.

Finally, we discuss how the energetics of the skyrmion in a magnetic field are significantly different for a spin-valley locked state. In this case, the low energy Lagrangian density is given by:

$$\mathcal{L} = \sum_{\tau=\pm} \left[nS \left(\mathbf{A}[\mathbf{n}_\tau] \cdot \partial_t \mathbf{n}_\tau(\mathbf{r}) + g_s \mu_B \mathbf{B} \cdot \mathbf{n}_\tau(\mathbf{r}) \right) - \frac{\rho_s}{2} (\nabla \mathbf{n}_\tau(\mathbf{r}))^2 \right] - \frac{nS^2 \bar{\rho}_s}{2} [(\mathbf{n}_+(\mathbf{r}) + \mathbf{n}_-(\mathbf{r}))^2] - \frac{1}{2} \int d\mathbf{r}' V(\mathbf{r} - \mathbf{r}') \rho(\mathbf{r}) \rho(\mathbf{r}') \quad (\text{D11})$$

In presence of a magnetic field B_\perp , the ground state is a canted antiferromagnet, with spins in each valley canting towards B_\perp . The optimal canting angle $\theta_0(B_\perp)$ can be obtained by minimizing the local energy for a spatially uniform ground state with $\mathbf{n}_+ = (\cos \theta, 0, \sin \theta)$, $\mathbf{n}_- = (\cos \theta, 0, -\sin \theta)$.

$$E(\theta) = -\frac{g_s \mu_B}{2} \mathbf{B} \cdot (\mathbf{n}_+ + \mathbf{n}_-) + \frac{\bar{\rho}_s}{8} (\mathbf{n}_+ + \mathbf{n}_-)^2 = -g_s \mu_B B_\perp \sin \theta + \frac{\bar{\rho}_s}{2} \sin^2 \theta;$$

$$\left. \frac{\partial E}{\partial \theta} \right|_{\theta=\theta_0} = 0 \implies \sin \theta_0 = \begin{cases} \frac{g_s \mu_B B_\perp}{\bar{\rho}_s}, & B_\perp \leq \frac{\bar{\rho}_s}{g_s \mu_B} \\ 1, & \text{otherwise} \end{cases} \quad (\text{D12})$$

We now find the effective magnetic field \mathbf{B}_{eff} acting on the (ferromagnetic) spins of a single valley (say +), which will determine the magnon gap Δ . We expect $\mathbf{B}_{\text{eff},+}$ to be parallel to the ferromagnetic order parameter \mathbf{n}_+ at equilibrium; we show that this is explicitly true below (taking \hat{e}_\parallel and \hat{e}_\perp to be the axes parallel and normal to $\mathbf{n}_+(\theta_0)$).

$$\mathbf{B}_{\text{eff},+} = B_\perp \hat{z} - \frac{\bar{\rho}_s}{2g_s \mu_B} \mathbf{n}_-(\theta_0) = \left(B_\perp \sin \theta_0 + \frac{\bar{\rho}_s}{2g_s \mu_B} \cos(2\theta_0) \right) \hat{e}_\parallel + \left(B_\perp \cos \theta_0 - \frac{\bar{\rho}_s}{2g_s \mu_B} \sin(2\theta_0) \right) \hat{e}_\perp = \frac{\bar{\rho}_s}{2g_s \mu_B} \hat{e}_\parallel \quad (\text{D13})$$

Therefore, the Zeeman gap for each valley is given by

$$\Delta = g_s \mu_B |\mathbf{B}_{\text{eff}}| = \begin{cases} \frac{\bar{\rho}_s}{2}, & B_\perp < \frac{\bar{\rho}_s}{g_s \mu_B} \\ g_s \mu_B B_\perp - \frac{\bar{\rho}_s}{2}, & B_\perp \geq \frac{\bar{\rho}_s}{g_s \mu_B} \end{cases} \quad (\text{D14})$$

Therefore, we find that the unlike the ferromagnet, the Zeeman gap Δ initially remains fixed as the spins in each valley reorient in the ground state to give a canted antiferromagnet, and only starts to increase beyond a critical field of $B_c = \bar{\rho}_s/(g_s \mu_B)$. This implies that the skyrmion size and the charge gap (due to charge e skyrmions) also remains fixed till B_c . On further increasing B_\perp beyond B_c , we get analogous behavior to the ferromagnet, as the skyrmion begins to shrink in size and increase in energy as $(B_\perp - B_c)^\nu$ with logarithmic corrections.

2. Skyrmion pairs

In this section, we compute energy of skyrmion pairs, and discuss the situations where skyrmion pairing is favored at the lowest energy scales. First, let us consider the ferromagnet with $\langle s^z \rangle \neq 0$, and discuss pairing between skyrmionic charges in the same valley. This will be the case when the inter-valley coupling J' is much smaller than the intra-valley coupling J , as such a scenario will prefer the spins within the same valley to be aligned at the small cost of misalignment of spins in opposite valleys. For a charge $2e$ pair, we need the skyrmions to carry the same Pontryagin index but opposite phases. Therefore, consider the skyrmion pair ansatz given by:

$$W(z) = \frac{R}{z - L} - \frac{R}{z + L} \quad (\text{D15})$$

The elastic energy for $W(z)$ with 2 poles is $8\pi\rho_s$, while the effective Zeeman energy is given by:

$$E_{\text{pair}}^Z = \frac{g_s\mu_B\tilde{B}}{\sqrt{3}a_M^2} \int_0^\infty d^2r [1 - n_z(\mathbf{r})], \quad \text{where, as before } \tilde{B} = B_\perp + \frac{\bar{\rho}_s}{g_s\mu_B} \quad (\text{D16})$$

We now expect the logarithmic divergence to be cut off by L instead of ξ_s , which we verify by an explicit calculation below.

$$\begin{aligned} E_{\text{pair}}^Z &= \frac{g_s\mu_B\tilde{B}}{\sqrt{3}a_M^2} \int_0^\infty dr r \int_0^{2\pi} d\theta \frac{2(2LR)^2}{r^4 - 2L^2r^2 \cos(2\theta) + D^4 + (2LR)^2} \\ &= \frac{16\pi g_s\mu_B\tilde{B}R^2L^2}{\sqrt{3}a_M^2} \int_0^\infty dr r \frac{2\pi}{\sqrt{(r^4 - L^4 + 4D^2R^2)^2 + 16L^6R^2}} \\ &\approx \frac{8\pi g_s\mu_B\tilde{B}R^2}{\sqrt{3}a_M^2} \ln\left(\frac{2L}{R}\right) \quad \text{for } \frac{R}{L} \ll 1 \end{aligned} \quad (\text{D17})$$

The Coulomb energy of interaction between the skyrmions (labeled \pm according to their centers at $\pm L\hat{x}$) can be written down as:

$$\begin{aligned} E_{\text{pair}}^C &= e^2 \int \frac{d^2q}{(2\pi)^2} V(\mathbf{q}) \rho_{+, \mathbf{q}} \rho_{-, -\mathbf{q}} \quad \text{where } \rho_{\pm, \mathbf{q}} = \rho_{\mathbf{q}} e^{\pm i\mathbf{q} \cdot D\hat{x}} \\ &= \frac{e^2}{4\pi\epsilon} \int_0^\infty dq (qR)^2 [K_1(qR)]^2 J_0(2qL) \end{aligned} \quad (\text{D18})$$

The integral in Eq. (D18) is cut off at $q \approx 1/L$ in the limit of small R/L (skyrmion sizes are small compared to their separation), while for small separation $2L$ compared to the skyrmion size R it is cutoff by $q \approx 1/R$. Recall that $2L$ is the separation between the skyrmions, so in the limit of small R/L we can write down the net energy of the skyrmion pair as follows (neglecting the self-Coulomb energy).

$$E_{\text{pair}} = E_{\text{pair}}^{\text{elastic}} + E_{\text{pair}}^Z + E_{\text{pair}}^C = 8\pi\rho_s + \frac{8\pi g_s\mu_B\tilde{B}R^2}{\sqrt{3}a_M^2} \ln\left(\frac{2L}{R}\right) + \frac{e^2}{4\pi\epsilon(2L)} \quad (\text{D19})$$

It is evident from Eq. (D19) that there is a minima in the energy at a finite separation $2L$, and therefore a bound state of two skyrmions will be formed. Minimizing $E_{\text{pair}}(L)$ in Eq. (33) as a function of L , we find that $2L \approx \left(\frac{a_M}{R}\right)^2 \ell_B^2/a_0$ as the optimal separation between the skyrmions of size R . Since the inter-valley coupling $\bar{\rho}_s$ is the smallest scale in the problem, the corresponding magnetic length ℓ_B will be very large and therefore our assumption of $L \gg R$ is self-consistent. We carefully note that the mean-separation $2L$ between the two skyrmions needs to be less than ξ_s , as at very large distances greater than ξ_s only the repulsive Coulomb interaction, which disfavors pairing, operates [70].

Recall that $\xi_s = \left(\frac{E_C}{\Delta}\right)^{1/2} a_M$, so such a regime always exists as long as the effective Zeeman energy is not too large. Further, as discussed in the main text (see also Ref. [70]), such a skyrmion pair carries spin, so the superconductor obtained by skyrmion-pairing also breaks spin-rotation (and time-reversal) symmetry.

Skyrmionic charges pairing from opposite valleys need to have opposite Pontryagin indices so that they have the same physical charge (because of their opposite Chern numbers). There are two ways to do so: $\mathbf{n} \rightarrow -\mathbf{n}$ (which will cost a huge amount of energy in a large system as spins far away are antialigned) and $\mathbf{n} = (n_x, n_y, n_z) \rightarrow (-n_x, n_y, n_z)$ or $(n_x, -n_y, n_z)$, which will be relatively more favorable from energetic considerations. In either case, the skyrmion pair configuration does not lead to a gain in the effective Zeeman energy (unlike the previous scenario) as there is no quenching of the perpendicular components of the spin at distances larger than the skyrmion separation. Neither can it gain energy from alignment of spins in opposite valleys by having the two skyrmions sit on top of each other ($D \lesssim R$), as the requirement of opposite Pontryagin index forces the effective Zeeman energy to add up (it is approximately $2\pi\bar{\rho}_s(R/a_M)^2 \ln(\xi_s/R)$ in the continuum limit), and further, the Coulomb energy of placing two charges on top of each other also becomes large. Therefore, we conclude that there is no binding glue for skyrmions from opposite valleys in the ferromagnet. On the contrary, both Coulomb and Zeeman energy favors a charge-neutral skyrmion-pairing from opposite valleys, resulting in a time-reversal symmetry breaking intervalley coherent phase as discussed in the main text.

Next, we turn to the spin-valley locked state. Once again, we start by discussing pairing between skyrmions in the same valley at zero external magnetic field ($B_\perp = 0$). Skyrmions with opposite phases still lead to an effective Zeeman energy (as $\tilde{B} \propto \bar{\rho}_s \neq 0$) which is logarithmic in their separation for $D \gg R$. The energy of the skyrmion pair is given by

$$E_{\text{pair}} = E_{\text{pair}}^{\text{elastic}} + E_{\text{pair}}^Z + E_{\text{pair}}^C = 8\pi\rho_s + \frac{8\pi\bar{\rho}_sR^2}{\sqrt{3}a_M^2} \ln\left(\frac{2L}{R}\right) + \frac{e^2}{4\pi\epsilon_0(2L)} \quad (\text{D20})$$

which is identical to Eq. (33) for the ferromagnet at zero external magnetic field ($B_{\perp} = 0$). To summarize, the physics of pairing is analogous to the corresponding ferromagnetic case, and the skyrmion pair will also carry a large spin.

Finally, we discuss the pairing between skyrmions in opposite valleys for the spin-valley locked state. In this case, skyrmion from one valley and an anti-skyrmion from the opposite valley can prevent any loss of inter-valley exchange energy by simply sitting on top of each other and locally satisfying $\mathbf{n}_+(\mathbf{r}) = -\mathbf{n}_-(\mathbf{r})$. Such a configuration has twice the charge of a single-valley skyrmion, so its Coulomb energy goes as $1/R$ where R is its size, and can be almost negligible for a large enough skyrmion-sizes. In the limiting case of $R \rightarrow \infty$, the energy of this skyrmion pair is simply $8\pi\rho_s$. Such a skyrmion-antiskyrmion pair thus avoids both the effective Zeeman energy cost by keeping spins from opposite valleys locally anti-aligned, and Coulomb energy cost by distributing the charge over a large lengthscale; it is the minimum energy skyrmion pair.