

Random sequential adsorption of k -mers on the fully-connected lattice: probability distributions and extreme value statistics

Loïc Turban

Laboratoire de Physique et Chimie Théoriques, Université de Lorraine–CNRS (UMR7019), Vandœuvre lès Nancy Cedex, F-54506, France

E-mail: loic.turban@univ-lorraine.fr

Abstract. We study the random sequential adsorption of k -mers on the fully-connected lattice with $N = kn$ sites. The probability distribution $S_n(s, t)$ of the number of k -mers s covering the lattice at time t is obtained by solving the associated master equation. Taking the scaling limit, we show that the fluctuations of s are Gaussian, with a mean value and a variance both growing as n . The probability distribution $T_n(s, t)$ of the time t needed to cover the lattice with s k -mers is deduced from its generating function. In the scaling limit, when $n - s = O(n)$, the mean value and the variance of the covering time are both growing as n and the fluctuations are Gaussian. When full coverage is approached the scaling functions diverge, which is the signal of a new scaling behaviour. Indeed, when $u = n - s = O(1)$ the mean value of the covering time grows as n^k and the variance as n^{2k} , thus t is strongly fluctuating and no longer self-averaging. In this new scaling regime the master equation governing the evolution of T_n leads, for each value of k , to a difference-differential equation for the corresponding extreme-value distribution, indexed by u . Explicit results are obtained for monomers (generalized Gumbel distribution) and dimers.

Keywords: k -mers, fully-connected lattice, extreme value statistics

1. Introduction

Random sequential adsorption (RSA) is one of the simplest model of irreversible process in which particles of various shapes are deposited randomly on a substrate, one at a time (see [1–4] for reviews). The process takes place either on a lattice or in the continuum. Overlap is forbidden and once deposited a particle remains fixed forever. It follows that, on a finite system, after some time there is not enough place left on the surface to add a new particle: a *jammed configuration* is reached.

The RSA model is expected to describe the adsorption of proteins, colloids or macromolecules on homogeneous substrates for which the relaxation time is much longer than the deposition time [5, 6]. The model have also been used in the study of crystal growth, glass formation and reactions on polymer chains [2].

Quantities of interest are the jamming fraction, which depends on the initial conditions, and the kinetics governing the approach to the jammed state.

Exact results have been mostly obtained in one dimension (1d) [7–17]. For dimer deposition on a lattice, the jamming density is $x_{jam} = 1 - e^{-2} = 0.864664\dots$, a result first obtained by Flory in a study of the cyclization reaction along a polymer chain [7]. This limit is approached exponentially in time [14].

When unit length particles are deposited at arbitrary random positions along a line (continuous RSA), one obtains the *car parking problem* solved by Rényi [8, 9]. The jamming density has a complicated mathematical expression such that $x_{jam} = 0.747597\dots$ and the approach to saturation is algebraic, namely, $x_{jam} - x(t) \sim t^{-1}$ [4, 8, 9].

Analytical results are sparse in higher dimensions and restricted to limited domains of time evolution and density. Numerical studies suggest that, like in 1d, the approach to jamming is generally exponential in time for deposition on a lattice while it is algebraic on a continuous substrate [1–4]. In the latter case, the jamming exponent is $1/d$ for isotropic objects [6, 18, 19] while it departs from this value for unoriented anisotropic objects [20–26].

An exception to this lack of exact results is provided by the deposition of dimers on the Cayley tree with coordination number z , a problem which can be solved using the empty connected cluster method [27]. The jamming density, $x_{jam} = 1 - (z - 1)^{-z/(z-2)}$ ‡, is approached exponentially in time [4, 27].

In the present work we study the RSA of k -mers on the fully connected lattice, a problem for which the time evolution of the density $x(t)$ has been obtained in 1d [4]. Note that for monomers our results remain valid for any homogeneous lattice in any dimension.

The emphasis is on probability distributions and extreme value statistics. Namely we study the statistics of the number of k -mers adsorbed at a given time and the distribution of the covering time for a given coverage on a finite system and in the scaling limit. The extreme value distribution of the covering time is studied in the vicinity of full coverage. This is a continuation of previous works about random walks and reaction-diffusion processes on the complete graph [28–31].

The outline of the paper is as follows. In section 2 the model is described, solved in the mean-field approximation and the main results are presented. In section 3 we study the probability distribution $S_n(s, t)$ of the number s of k -mers adsorbed on the lattice at time t . A discrete master equation is written down, the associated eigenvalue problem is solved and a general expression depending on the transition probability $p_n(s)$ is obtained. Finally the master equation is studied for k -mers in the scaling limit. Section 4 deals with the probability distribution $T_n(s, t)$ of the time t needed to cover the lattice with s k -mers. First a discrete master equation is obtained. Then an ordinary generating function is written down, leading to a general expression for $T_n(s, t)$ which is afterwards specified for k -mers. The same is done for the moments of the distribution which are

‡ Note that this expression gives back Flory’s result when $z = 2$.

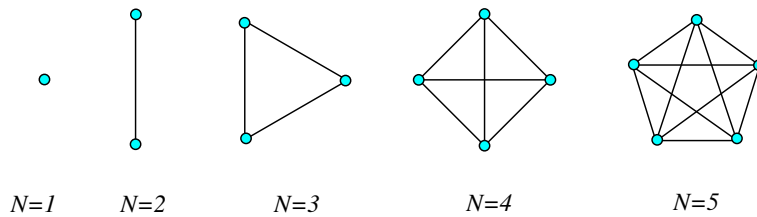


Figure 1. The fully-connected lattice (complete graph) with N sites can be embedded in a Euclidean space of dimension $d = N - 1$. The addition of a new site equidistant from the previous ones requires a new dimension. Therefore all sites belong to the surface.

deduced from the generating function. Finally the master equation is studied in the scaling limit, first when the coverage is far from complete when $n - s = O(n)$ and then in the extreme value limit, when $n - s = O(1)$. We conclude in section 5 and give some complements on the calculations in seven appendices.

2. Model, mean field and main results

2.1. Model

We study the RSA of k -mers on a fully-connected lattice with $N = kn$ equivalent sites. For such a lattice, by construction, all the sites belong to the surface and can be occupied by k -mers (see figure 1). Moreover, whatever the value of k , the lattice can always be fully covered.

At each time step k distinct sites are selected at random among the N . Multiple occupancy being forbidden, a new k -mer can be adsorbed only when the k selected sites are empty. If s k -mers are already covering the lattice, $k(n - s)$ sites among the kn remain free and the attempt will be successful with probability

$$p_n(s) = \frac{\binom{k(n-s)}{k}}{\binom{kn}{k}} = \frac{[k(n-s)]^k}{(kn)^k}, \quad (2.1)$$

where j^k is the falling factorial power $j(j-1)\dots(j-k+1)$ [32] and n is the maximum number of adsorbed k -mers, corresponding to full coverage.

Note that the RSA of monomers on the fully-connected lattice is equivalent to the covering of the lattice by a random walk [28, 29].

2.2. Mean-field theory for k -mers

Let $x = s/n$ be the surface coverage, i.e., the fraction of lattice sites covered by k -mers. In the scaling limit (s.l.) the transition probability in (2.1) takes the following form:

$$p(x) \stackrel{\text{s.l.}}{=} (1-x)^k. \quad (2.2)$$

Table 1. $N = kn$ is the number of sites and s is the number of k -mers on the lattice at time t . S_n and T_n are the probability distributions of s and t , respectively. *s.l.* indicates the scaling (or continuum) limit where s , t and n tend to infinity. The last line refers to a system where $u = n - s = O(1)$.

$x = s/n$	$w = t/n$	$S_n(s, t)$	$T_n(s, t)$
$f_s(w) \stackrel{\text{s.l.}}{=} \overline{s_n}/n$	$g_s(w) \stackrel{\text{s.l.}}{=} \overline{\Delta s_n^2}/n$	$f_t(x) \stackrel{\text{s.l.}}{=} \overline{t_n}/n$	$g_t(x) \stackrel{\text{s.l.}}{=} \overline{\Delta t_n^2}/n$
$\sigma = (s - \overline{s_n})/n^{1/2}$	$\mathfrak{S}(\sigma, w) \stackrel{\text{s.l.}}{=} n^{1/2} S_n(s, t)$	$\tau = (t - \overline{t_n})/n^{1/2}$	$\mathfrak{T}(x, \tau) \stackrel{\text{s.l.}}{=} n^{1/2} T_n(s, t)$
$u = n - s = O(1)$	$\tau' \stackrel{\text{s.l.}}{=} t/n - \ln n, k = 1$	$\tau' \stackrel{\text{s.l.}}{=} t/(kn)^k, k > 1$	$\mathfrak{T}'_u(\tau') \stackrel{\text{s.l.}}{=} (kn)^k T_n(s, t)$

In the mean-field approximation, during the time interval dt the number of k -mers adsorbed on the lattice changes by $ds = ndx = p(x)dt$. It follows that a rescaled time variable, $w = t/n$, has to be introduced, leading to:

$$\frac{dw}{dx} = \frac{1}{(1-x)^k}. \quad (2.3)$$

With the initial condition, $w = 0$ for $x = 0$, one obtains:

$$\frac{t}{n} \stackrel{\text{s.l.}}{=} w = \frac{1}{k-1} \left[\frac{1}{(1-x)^{k-1}} - 1 \right], \quad k > 1. \quad (2.4)$$

The limit $k \rightarrow 1$ gives the following logarithmic behaviour:

$$w = -\ln(1-x), \quad k = 1. \quad (2.5)$$

Extracting the k -mer density from these expressions leads to:

$$x = \begin{cases} 1 - [1 + (k-1)w]^{-1/(k-1)}, & k > 1 \\ 1 - e^{-w}, & k = 1 \end{cases}. \quad (2.6)$$

2.3. Main results

The probability distributions, $S_n(s, t)$ of the number of k -mers s deposited at time t and $T_n(s, t)$ for the time t needed to cover the lattice with s k -mers, have been obtained as functions of the transition probability $p_n(s)$ for any value of k (see (3.14) and (4.8)). Their properties have been studied in the scaling limit where n , s and t tend to infinity. The different scaling variables, scaling functions and probability densities associated with this limit are defined in table 1.

In the scaling limit $\overline{s_n}$ and $\overline{\Delta s_n^2}$ are both growing as n , thus s is self-averaging. $S_n(s, t)$ leads to a Gaussian probability density

$$\mathfrak{S}(\sigma, w) = \frac{\exp\left[-\frac{\sigma^2}{2g_s(w)}\right]}{\sqrt{2\pi g_s(w)}} \quad (2.7)$$

for the scaled and centered variable σ (see figure 2). The mean value $\overline{s_n}/n$ is in agreement with the mean-field result in (2.6) and the variance is given by:

$$g_s(w) \stackrel{\text{s.l.}}{=} \frac{\overline{\Delta s_n^2}}{n} = \begin{cases} \frac{1}{2k-1} \left\{ \frac{1}{[1+(k-1)w]^{1/(k-1)}} - \frac{1+(2k-1)w}{[1+(k-1)w]^{2k/(k-1)}} \right\}, & k > 1 \\ e^{-w} - (1+w)e^{-2w}, & k = 1 \end{cases}. \quad (2.8)$$

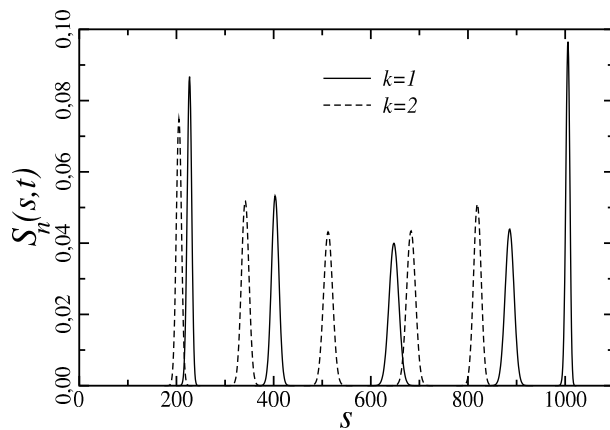


Figure 2. Evolution of $S_n(s, t)$, the probability distribution of the number s of k -mers adsorbed at time t , obtained by iterating the master equation (3.1). The lattice size is $2^{10}k$ and the time goes from 2^8 to 2^{12} . The width of the distribution has a maximum for intermediate values of t . As expected, the deposition rate decreases when k or t increases.

It vanishes when $w \rightarrow 0$ and when $w \rightarrow \infty$ and goes through a maximum for intermediate values.

In the same way, in the scaling limit as long as $u = n - s = O(n)$, \bar{t}_n and $\overline{\Delta t_n^2}$ are growing as n and t is self-averaging too. $T_n(s, t)$ leads to a Gaussian probability density

$$\mathfrak{T}(x, \tau) = \frac{\exp\left[-\frac{\tau^2}{2g_t(x)}\right]}{\sqrt{2\pi g_t(x)}} \quad (2.9)$$

for the scaled and centered variable τ . The mean value \bar{t}_n/n agrees with the mean-field result in (2.4) and (2.5). The variance is given by:

$$\frac{\overline{\Delta t_n^2}}{n} \stackrel{\text{s.l.}}{=} g_t(x) = \begin{cases} \frac{1}{2k-1} \left[\frac{1}{(1-x)^{2k-1}} - 1 \right] - \frac{1}{k-1} \left[\frac{1}{(1-x)^{k-1}} - 1 \right], & k > 1 \\ \frac{x}{1-x} + \ln(1-x), & k = 1 \end{cases} \quad (2.10)$$

It vanishes when $x \rightarrow 0$ and diverges when $x \rightarrow 1$.

This divergence indicates a new scaling behaviour at $x = 1$, i.e., when $u = n - s = O(1)$. Then \bar{t}_n is growing as $(kn)^k$ and $\overline{\Delta t_n^2}$ as $[(kn)^k]^2$, thus the system is non-self-averaging. The appropriate scaling variable is now $\tau' = t/(kn)^k - \delta_{k,1} \ln n$. In the scaling limit, the master equation governing the behaviour of $T_n(s, t)$ leads to a simple difference-differential equation

$$\frac{\partial \mathfrak{T}'_u}{\partial \tau'} = [k(u+1)]^k [\mathfrak{T}'_{u+1}(\tau') - \mathfrak{T}'_u(\tau')] \quad (2.11)$$

for the extreme value distribution $\mathfrak{T}'_u(\tau')$. The solution for monomers is the generalized Gumbel distribution [33]:

$$\mathfrak{T}'_u(\tau') = \frac{1}{u!} \exp[-(u+1)\tau' - e^{-\tau'}]. \quad (2.12)$$

Taking directly the scaling limit on the scaled probability distribution (see table 1) the following expression is obtained for dimers:

$$\mathfrak{T}'_u(\tau') = \frac{1}{(2u)!} \sum_{j=0}^{\infty} (-1)^j \frac{(4u + 4j + 3)(4u + 2j + 1)!!}{(2j)!!} e^{-(2u+2j+1)(2u+2j+2)\tau'}. \quad (2.13)$$

For each value of k there is a different extreme value distribution of the scaled time, indexed by u .

3. Statistics of the number of k -mers on the lattice at a given time t

In this section we study the probability distribution $S_n(s, t)$ of the number s of adsorbed k -mers at time t . We first introduce the discrete master equation governing its evolution and solve the associated eigenvalue problem without specifying the expression of the transition probability $p_n(s)$. Then we solve the master equation in the scaling limit, with $p_n(s)$ taking the form (2.1) appropriate for k -mers.

3.1. Master equation for $S_n(s, t)$

Let $S_n(s, t)$ be the probability to have s k -mers covering ks sites on the lattice at time t and $p_n(s)$ the probability to add a k -mer on the lattice with s k -mers. Between t and $t + 1$, $s \rightarrow s$ with probability $1 - p_n(s)$ and $s - 1 \rightarrow s$ with probability $p_n(s - 1)$ thus $S_n(s, t)$ evolves according to the following master equation:

$$S_n(s, t + 1) = [1 - p_n(s)]S_n(s, t) + p_n(s - 1)S_n(s - 1, t). \quad (3.1)$$

The solution of the discrete problem is obtained in the two next sections and its continuum limit is studied in section 3.4.

3.2. Solution of the associated eigenvalue problem

Introducing the column state vector $|S_n(t)\rangle$ with components $S_n(s, t)$, $s = 0, \dots, n$, the master equation (3.1) can be rewritten in matrix form as $|S_n(t + 1)\rangle = \mathbb{T} |S_n(t)\rangle$ with a transition matrix \mathbb{T} given by:

$$\mathbb{T} = \begin{pmatrix} 1 - p_n(0) & 0 & 0 & 0 & 0 & 0 \\ p_n(0) & 1 - p_n(1) & 0 & 0 & 0 & 0 \\ & \ddots & \ddots & & & \\ 0 & 0 & p_n(s-1) & 1 - p_n(s) & 0 & 0 \\ & & & \ddots & \ddots & \\ 0 & 0 & 0 & 0 & p_n(n-1) & 1 \end{pmatrix}. \quad (3.2)$$

The eigenvalue equation $\mathbb{T}|v^{(\alpha)}\rangle = \lambda_\alpha|v^{(\alpha)}\rangle$ leads to the following linear system for the components $v_s^{(\alpha)}$ of the column eigenvector $|v^{(\alpha)}\rangle$

$$p_n(s - 1)v_{s-1}^{(\alpha)} + [1 - p_n(s)]v_s^{(\alpha)} = \lambda_\alpha v_s^{(\alpha)}, \quad s = 0, \dots, n, \quad (3.3)$$

with $p_n(-1) = p_n(n) = 0$. Introducing the eigenvalues

$$\lambda_\alpha = 1 - p_n(\alpha), \quad \alpha = 0, \dots, n, \quad (3.4)$$

into (3.3), one obtains a recursion relation for the components of the eigenvectors:

$$v_s^{(\alpha)} = \frac{p_n(s-1)}{p_n(s) - p_n(\alpha)} v_{s-1}^{(\alpha)}. \quad (3.5)$$

Iterating this relation leads to:

$$v_s^{(\alpha)} = \begin{cases} v_\alpha^{(\alpha)} \prod_{\beta=\alpha+1}^s \frac{p_n(\beta-1)}{p_n(\beta) - p_n(\alpha)}, & s > \alpha \\ 0, & s < \alpha \end{cases}, \quad (3.6)$$

The unknown $v_\alpha^{(\alpha)}$ will be fixed by the initial conditions.

3.3. General expression of $S_n(s, t)$

The probability distribution of s , the number of k -mers on the lattice at time t , is obtained by a repeated application of the transition matrix \mathbb{T} on the initial state vector:

$$|S_n(t)\rangle = \mathbb{T}^t |S_n(0)\rangle. \quad (3.7)$$

Writing the initial state vector as

$$|S_n(0)\rangle = \sum_{\alpha=0}^n |v^{(\alpha)}\rangle, \quad (3.8)$$

one obtains

$$|S_n(t)\rangle = \sum_{\alpha=0}^n \lambda_\alpha^t |v^{(\alpha)}\rangle, \quad (3.9)$$

which in components, according to (3.6), translates into:

$$S_n(s, t) = \sum_{\alpha=0}^s v_s^{(\alpha)} \lambda_\alpha^t. \quad (3.10)$$

Assuming an empty lattice at $t = 0$, the initial condition reads:

$$S_n(s, 0) = \sum_{\alpha=0}^s v_s^{(\alpha)} = \delta_{s,0}. \quad (3.11)$$

The unknown $v_\alpha^{(\alpha)}$, which follow from the last relation (see appendix A), are given by

$$v_\alpha^{(\alpha)} = \prod_{\beta=0}^{\alpha-1} \frac{p_n(\beta)}{p_n(\beta) - p_n(\alpha)}, \quad (3.12)$$

so that (3.6) can be rewritten as:

$$v_s^{(\alpha)} = \begin{cases} \frac{\prod_{\beta=0}^{s-1} p_n(\beta)}{\prod_{\substack{\beta=0 \\ \beta \neq \alpha}}^s [p_n(\beta) - p_n(\alpha)]}, & s \geq \alpha \\ 0, & s < \alpha \end{cases}, \quad (3.13)$$

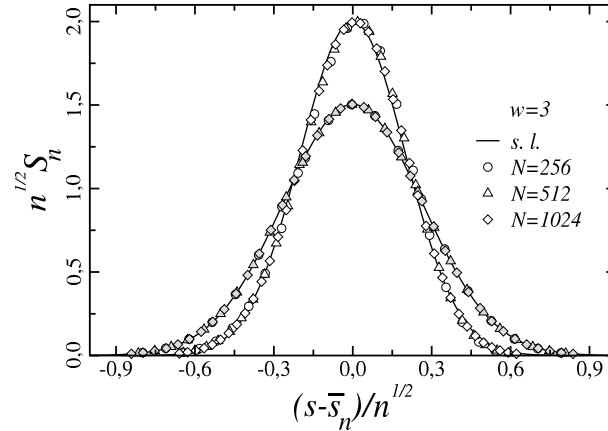


Figure 3. Finite-size data collapse on the Gaussian scaling function $\mathfrak{G} \stackrel{\text{s.l.}}{=} n^{1/2} S_n$ in (3.23) versus $\sigma = (s - \bar{s}_n)/n^{1/2}$ for $k = 1$ (white symbols), $k = 2$ (grey symbols) when $w = t/n = 3$.

Finally, making use of (3.4) and (3.13) in (3.10), one obtains the probability distribution:

$$S_n(s, t) = \prod_{\beta=0}^{s-1} p_n(\beta) \sum_{\alpha=0}^s \frac{[1 - p_n(\alpha)]^t}{\prod_{\substack{\beta=0 \\ \beta \neq \alpha}}^s [p_n(\beta) - p_n(\alpha)]}. \quad (3.14)$$

For $k = 1$ and $p_n(s) = 1 - s/n$ this probability distribution can be written as [28]

$$S_n(s, t) = \frac{n^s}{n^t} \left\{ \begin{matrix} t \\ s \end{matrix} \right\} \quad (3.15)$$

where

$$\left\{ \begin{matrix} t \\ s \end{matrix} \right\} = \frac{1}{s!} \sum_{j=0}^s (-1)^{s-j} \binom{s}{j} j^t \quad (3.16)$$

is a Stirling number of the second kind [34].

Although analytical results for the mean value \bar{s}_n and the variance $\overline{\Delta s_n^2}$ can be deduced from (3.15) for monomers [28], it seems difficult to do the same for higher values of k . It turns out that these calculations are much easier in the scaling limit, as shown in the next section.

3.4. Scaling limit for $S_n(s, t)$

Let us now consider the master equation (3.1) in the scaling limit, when both t and n are sent to infinity with a fixed value of their ratio, $w = t/n$. To do so, we have to specify the expression of the transition probability, $p_n(s)$, which, for k -mers, is given by (2.1). The mean-field results suggest that the mean number \bar{s}_n of k -mers at time t scales as n and is a function of w . Assuming a similar behaviour for the variance, we introduce the unknown scaling functions $f_s(w)$ and $g_s(w)$ such that:

$$\bar{s}_n = n f_s(w), \quad \overline{\Delta s_n^2} = n g_s(w), \quad w = t/n. \quad (3.17)$$

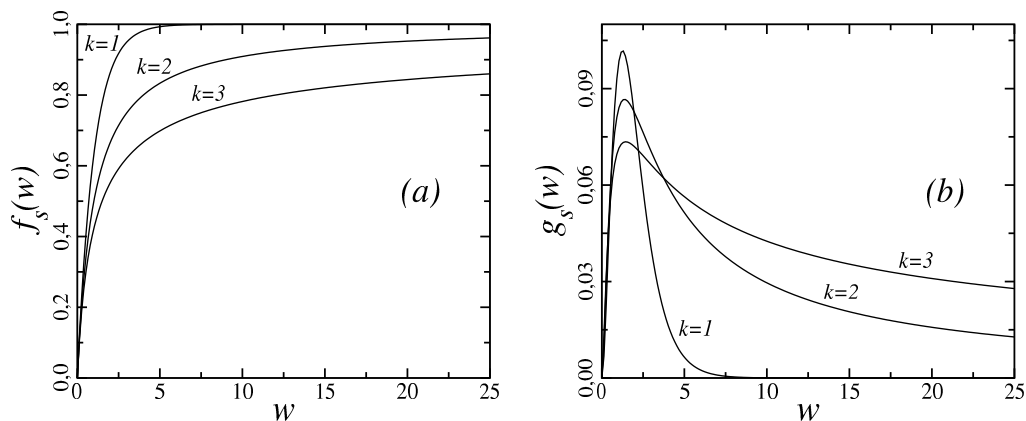


Figure 4. Scaling functions (a) $f_s(w) \stackrel{\text{s.l.}}{=} \overline{s_n}/n$ and (b) $g_s(w) \stackrel{\text{s.l.}}{=} \overline{\Delta s_n^2}/n$ versus $w = t/n$ for $k = 1, 2, 3$. The variance vanishes when $w \rightarrow 0$ and when $w \rightarrow \infty$. In these limits the probability density \mathfrak{S} is a Dirac δ function. In both cases the long time asymptotic value is approached exponentially when $k = 1$ and with a k -dependent power when $k > 1$. Note the change of vertical scale.

Introducing the scaled and centered variable (see figure 3)

$$\sigma(s, t) = \frac{s - \overline{s_n}}{n^{1/2}} = \frac{s}{n^{1/2}} - n^{1/2} f_s \left(\frac{t}{n} \right), \quad (3.18)$$

the probability density, in the continuum limit, is given by:

$$\mathfrak{S}(\sigma, w) = \mathfrak{S}[\sigma(s, t), w(t)] \stackrel{\text{s.l.}}{=} n^{1/2} S_n(s, t). \quad (3.19)$$

Expanding the master equation (3.1) (see appendix B), terms of order $n^{-1/2}$ give a differential equation (B.4) for $f_s(w)$. The solution with $f_s(0) = 0$ reads

$$f_s(w) \stackrel{\text{s.l.}}{=} \frac{\overline{s_n}}{n} = \begin{cases} 1 - [1 + (k-1)w]^{-1/(k-1)}, & k > 1 \\ 1 - e^{-w}, & k = 1 \end{cases}. \quad (3.20)$$

in agreement with the mean-field result (2.6). The scaling function is shown in figure 4(a). When $w \rightarrow 0$, $f_s(w) \sim w$, independent of k as expected since a k -mer is deposited at each time step. The distance to saturation $1 - f_s(w)$ vanishes exponentially when $k = 1$ and as a k -dependent power, $w^{-1/(k-1)}$ when $k > 1$.

To order n^{-1} a partial differential equation for $\mathfrak{S}(\sigma, w)$ is obtained in (B.5). Rewriting the probability density as

$$\mathfrak{S}(\sigma, w) = \mathfrak{P}[\sigma, g_s(w)], \quad (3.21)$$

where $g_s(w)$ is the unknown scaling function of the variance in (3.17), leads to

$$\begin{aligned} \frac{\partial \mathfrak{P}}{\partial g_s} \frac{dg_s}{dw} &= \frac{1}{2} \underbrace{[(1 - f_s)^k - (1 - f_s)^{2k} - 2k(1 - f_s)^{k-1} g_s]}_{=dg_s/dw} \frac{\partial^2 \mathfrak{P}}{\partial \sigma^2} \\ &+ k(1 - f_s)^{k-1} \underbrace{\left[\mathfrak{P} + \sigma \frac{\partial \mathfrak{P}}{\partial \sigma} + g_s \frac{\partial^2 \mathfrak{P}}{\partial \sigma^2} \right]}_{=0}. \end{aligned} \quad (3.22)$$

where the last term subtracted in the first bracket is added in the last one. Then the last bracket vanishes for a Gaussian with variance g_s

$$\mathfrak{S}(\sigma, w) = \mathfrak{P}(\sigma, g_s) = \frac{\exp\left[-\frac{\sigma^2}{2g_s(w)}\right]}{\sqrt{2\pi g_s(w)}} \quad (3.23)$$

which is the solution of the diffusion equation, obtained self-consistently when g_s satisfies the differential equation

$$\frac{dg_s}{dw} = (1 - f_s)^k - (1 - f_s)^{2k} - 2k(1 - f_s)^{k-1}g_s. \quad (3.24)$$

As shown in appendix C, the solution vanishing when $w = 0$ reads:

$$g_s(w) \stackrel{\text{s.l.}}{=} \frac{\overline{\Delta s_n^2}}{n} = \begin{cases} \frac{1}{2k-1} \left\{ \frac{1}{[1+(k-1)w]^{1/(k-1)}} - \frac{1+(2k-1)w}{[1+(k-1)w]^{2k/(k-1)}} \right\}, & k > 1 \\ e^{-w} - (1+w)e^{-2w}, & k = 1 \end{cases}. \quad (3.25)$$

This scaling function is shown in figure 4(b). When $w \rightarrow 0$ the variance $g_s(w)$ vanishes as $kw^2/2$. When $w \gg 1$ it behaves like $1 - f_s(w)$, vanishing exponentially when $k = 1$ and as $w^{-1/(k-1)}$ when $k > 1$. Thus the Gaussian probability density, $\mathfrak{S}(\sigma, w)$ in (3.23), becomes a Dirac δ function in both limits.

4. Statistics of the time t needed to cover the lattice with s k -mers

In this section, as in the previous one, we push the calculations of $T_n(s, t)$ and its moments as far as possible before specifying the form of the transition probability $p_n(s)$. We use a generating function approach allowing us to deduce easily the moments of the distribution for a finite system.

4.1. Master equation for $T_n(s, t)$

The probability distribution of the time t needed to adsorb s k -mers (first-passage time by the value s) is given by:

$$T_n(s, t) = S_n(s-1, t-1)p_n(s-1). \quad (4.1)$$

According to (3.1), its time evolution is governed by the following master equation:

$$T_n(s, t+1) = [1 - p_n(s-1)]T_n(s, t) + p_n(s-1)T_n(s-1, t). \quad (4.2)$$

This equation will be used later to obtain the scaling limit of $T_n(s, t)$.

4.2. Generating function for $T_n(s, t)$

The probability distribution of the covering time $T_n(s, t)$ and its moments will be deduced from the generating function:

$$\mathcal{T}_n(s, z) = \sum_{t=1}^{\infty} z^t T_n(s, t). \quad (4.3)$$

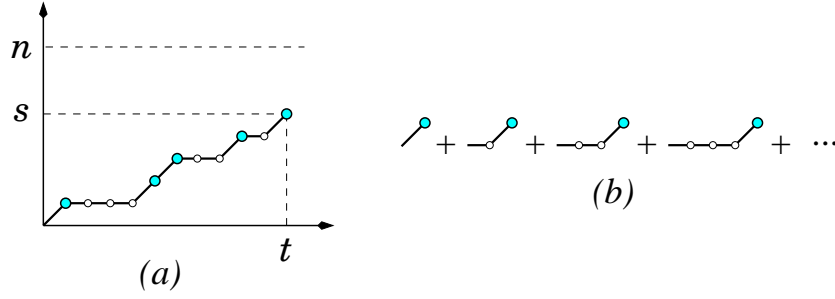


Figure 5. A time evolution of the number of k -mers covering the lattice is sketched in (a). A big circle corresponds to the successful deposition (probability $p_n(\beta)$) of a k -mer on the lattice covered by β k -mers, a small circle to a failed attempt. The diagrams in (b) give the contributions to the generating function for the probability distribution $L_n(\beta, t)$ of the lifetime t of a state with β k -mers defined in (4.4).

Let β be the intermediate number of k -mers deposited on the lattice, its evolution from 0 to s in figure 5(a) takes place through sequences where the system remains for some time in a state with a constant value of β , ending with a transition, $\beta \rightarrow \beta + 1$. To the lifetime of such a sequence one can associate the generating function $\mathcal{L}_n(\beta, z)$ corresponding to the diagrams of figure 5(b):

$$\begin{aligned} \mathcal{L}_n(\beta, z) &= \sum_{t=1}^{\infty} z^t L_n(\beta, t) = \{1 + z[1 - p_n(\beta)] + z^2[1 - p_n(\beta)]^2 + \dots\} z p_n(\beta) \\ &= \frac{z p_n(\beta)}{1 - z[1 - p_n(\beta)]}. \end{aligned} \quad (4.4)$$

The generating function we are looking for is simply obtained as the product

$$\mathcal{T}_n(s, z) = \prod_{\beta=0}^{s-1} \mathcal{L}_n(\beta, z) = z^s \prod_{\beta=0}^{s-1} \frac{p_n(\beta)}{1 - z[1 - p_n(\beta)]}. \quad (4.5)$$

Note that $\mathcal{T}_n(s, 1) = \sum_{t=1}^{\infty} T_n(s, t) = 1$ as required.

4.3. General expression of $T_n(s, t)$

According to (4.3) the probability distribution, which is the coefficient of z^t in the series expansion of $\mathcal{T}_n(s, z)$ in (4.5), is given by the following contour integral:

$$\begin{aligned} T_n(s, t) &= \frac{1}{2i\pi} \oint_{\hat{C}} dz \frac{\mathcal{T}_n(s, z)}{z^{t+1}} = \frac{1}{2i\pi} \oint_{\hat{C}} \frac{dz}{z^{t-s+1}} \prod_{\beta=0}^{s-1} \frac{p_n(\beta)}{1 - z[1 - p_n(\beta)]} \\ &= \frac{1}{2i\pi} \oint_{\hat{C}} \frac{dz}{z^{t+1}} \prod_{\beta=0}^{s-1} \frac{p_n(\beta)}{1/z - [1 - p_n(\beta)]}. \end{aligned} \quad (4.6)$$

The contour \hat{C} is a unit circle, oriented counter-clockwise and centered at the origin. Besides the pole at the origin for $t \geq s$, the integrand has s simple poles $z_\alpha = [1 - p_n(\alpha)]^{-1}$ on the positive real axis outside \hat{C} since $0 < p_n(\alpha) \leq 1$ by assumption.

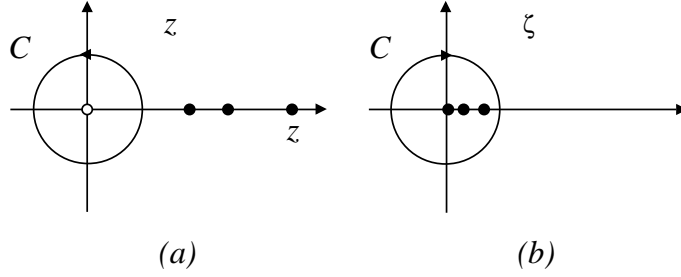


Figure 6. Integration contour C used to extract $T_n(s, t)$ from its generating function in (4.6). (a) In the z -plane C is the unit circle, centered at the origin and oriented counter-clockwise. The integrand has a pole at the origin when $t \geq s$ and s simple poles outside C on the positive real axis. (b) Through the transformation $\zeta = 1/z$, the unit circle transforms into itself, but C is now oriented clockwise. The pole at the origin is sent to infinity and the s simple poles are transported inside C .

As shown in figure 6, the change of variable $\zeta = 1/z$ transforms the contour \hat{C} into \hat{C} , a unit circle with a clockwise orientation. It sends to infinity the pole at the origin and introduces s simple poles $\zeta_\alpha = [1 - p_n(\alpha)] < 1$ inside \hat{C} so that:

$$T_n(s, t) = -\frac{1}{2i\pi} \oint_{\hat{C}} d\zeta \zeta^{t-1} \prod_{\beta=0}^{s-1} \frac{p_n(\beta)}{\zeta - [1 - p_n(\beta)]} = \frac{1}{2i\pi} \oint_{\hat{C}} d\zeta \zeta^{t-1} \prod_{\beta=0}^{s-1} \frac{p_n(\beta)}{\zeta - [1 - p_n(\beta)]}. \quad (4.7)$$

Finally, applying the theorem of residues, one obtains

$$T_n(s, t) = \prod_{\beta=0}^{s-1} p_n(\beta) \sum_{\alpha=0}^{s-1} \frac{[1 - p_n(\alpha)]^{t-1}}{\prod_{\substack{\beta=0 \\ \beta \neq \alpha}}^{s-1} [p_n(\beta) - p_n(\alpha)]}, \quad (4.8)$$

in agreement with the expression obtained when (3.14) is inserted into (4.1).

4.4. Explicit expression of $T_n(s, t)$ for k -mers

It will be convenient to express $T_n(s, t)$ as a function of $u = n - s$ in order to study the scaling limit when $u = O(1)$. According to (2.1) the probability distribution in (4.8) can be rewritten as:

$$T_n(s, t) = \sum_{\alpha=0}^{s-1} \frac{ab}{cd} p_n(\alpha) [1 - p_n(\alpha)]^{t-1}, \quad a = \prod_{\beta=0}^{\alpha-1} [k(n - \beta)]^k, \quad b = \prod_{\beta=\alpha+1}^{s-1} [k(n - \beta)]^k, \\ c = \prod_{\beta=0}^{\alpha-1} \{ [k(n - \beta)]^k - [k(n - \alpha)]^k \}, \quad d = \prod_{\beta=\alpha+1}^{s-1} \{ [k(n - \beta)]^k - [k(n - \alpha)]^k \}. \quad (4.9)$$

With the change of variables

$$\alpha = s - j - 1 = n - u - j - 1, \quad \beta = s - i - 1 = n - u - i - 1, \quad (4.10)$$

one obtains

$$c = \prod_{i=j+1}^{n-u-1} \{ [k(u+i+1)]^k - [k(u+j+1)]^k \}, \quad d = (-1)^j \prod_{i=0}^{j-1} \{ [k(u+j+1)]^k - [k(u+i+1)]^k \}, \\ a = \frac{(kn)!}{[k(u+j+1)]!}, \quad b = \frac{[k(u+j)]!}{(ku)!}, \quad ab p_n(\alpha) = \frac{(kn)!}{(kn)^k (ku)!}, \quad (4.11)$$

so that:

$$T_n(n-u, t) = \frac{(kn)!}{(kn)^{\underline{k}}(ku)!} \sum_{j=0}^{n-u-1} \frac{1}{cd} \left\{ 1 - \frac{[k(u+j+1)]^{\underline{k}}}{(kn)^{\underline{k}}} \right\}^{t-1}. \quad (4.12)$$

When $k = 1$, this probability distribution has the following simple expression in terms of Stirling numbers of the second kind [29]:

$$T_n(s, t) = \frac{n^{\underline{s}}}{n^t} \left\{ \begin{matrix} t-1 \\ s-1 \end{matrix} \right\}. \quad (4.13)$$

4.5. Moments of the probability distribution

4.5.1. *Mean value.* The mean value of the covering time is given by the first derivative at $z = 1$ of the generating function $\mathcal{T}_n(s, z)$ in (4.5):

$$\begin{aligned} \overline{t_n(s)} &= \sum_{t=1}^{\infty} t T_n(s, t) = \left. \frac{\partial \mathcal{T}_n}{\partial z} \right|_{z=1} = \left. \frac{\mathcal{T}_n}{z} \frac{\partial \ln \mathcal{T}_n}{\partial \ln z} \right|_{z=1} \\ &= \left. \frac{\mathcal{T}_n}{z} \left\{ s + \sum_{\beta=0}^{s-1} \frac{z[1-p_n(\beta)]}{1-z[1-p_n(\beta)]} \right\} \right|_{z=1} = \left. \frac{\mathcal{T}_n}{z} \sum_{\beta=0}^{s-1} \frac{1}{1-z[1-p_n(\beta)]} \right|_{z=1} \\ &= \sum_{\beta=0}^{s-1} \frac{1}{p_n(\beta)}. \end{aligned} \quad (4.14)$$

4.5.2. *Variance.* A second derivative gives the mean square value

$$\begin{aligned} \overline{t_n^2(s)} &= \sum_{t=1}^{\infty} t^2 T_n(s, t) = \left. \frac{\partial}{\partial z} \left[z \frac{\partial \mathcal{T}_n}{\partial z} \right] \right|_{z=1} = \left. \frac{\partial}{\partial z} \left\{ \mathcal{T}_n \sum_{\beta=0}^{s-1} \frac{1}{1-z[1-p_n(\beta)]} \right\} \right|_{z=1} \\ &= \left[\overline{t_n(s)} \right]^2 + \left. \mathcal{T}_n \frac{\partial}{\partial z} \sum_{\beta=0}^{s-1} \frac{1}{1-z[1-p_n(\beta)]} \right|_{z=1}, \end{aligned} \quad (4.15)$$

from which follows the variance

$$\begin{aligned} \overline{\Delta t_n^2(s)} &= \left. \mathcal{T}_n \sum_{\beta=0}^{s-1} \frac{1-p_n(\beta)}{\{1-z[1-p_n(\beta)]\}^2} \right|_{z=1} = \sum_{\beta=0}^{s-1} \frac{1-p_n(\beta)}{p_n^2(\beta)} \\ &= \sum_{\beta=0}^{s-1} \frac{1}{p_n^2(\beta)} - \overline{t_n(s)}. \end{aligned} \quad (4.16)$$

4.6. Explicit expressions of the moments for k -mers

4.6.1. *Mean value.* The mean value of the covering time, following from (4.14) and (2.1), is given by:

$$\overline{t_n(s)} = \sum_{\beta=0}^{s-1} \frac{(kn)^{\underline{k}}}{[k(n-\beta)]^{\underline{k}}} = \sum_{j=n-s+1}^n \frac{(kn)^{\underline{k}}}{(kj)^{\underline{k}}}. \quad (4.17)$$

Using (D.1) in appendix D, one obtains:

$$\overline{t_n(s)} = \frac{(kn)^{\underline{k}}}{(k-1)!} \sum_{j=n-s+1}^n \sum_{l=0}^{k-1} (-1)^{k-l-1} \frac{\binom{k-1}{l}}{kj-l}. \quad (4.18)$$

As shown in appendix E, this expression can be rewritten using harmonic and generalized harmonic numbers, under a form which is appropriate to obtain the scaling limit when $u = n - s = O(1)$:

$$\begin{aligned} \overline{t_n} &= \frac{(kn)^{\underline{k}}}{(k-1)!} \left[H_{kn} - H_{ku} + (\delta_{k,1} - 1)(H_n - H_u) + \sum_{m=2}^{\infty} \frac{H_n^{(m)} - H_u^{(m)}}{k^m} P_{k,m} \right], \\ P_{k,m} &= \sum_{l=0}^{k-1} \left[(-1)^{k-l-1} \binom{k-1}{l} - 1 \right] l^{m-1}. \end{aligned} \quad (4.19)$$

For monomers and dimers this expression reduces to:

$$\begin{aligned} k = 1, \quad \overline{t_n} &= n(H_n - H_u), \\ k = 2, \quad \overline{t_n} &= (2n)^{\underline{2}}(H_{2n} - H_{2u} - H_n + H_u). \end{aligned} \quad (4.20)$$

4.6.2. Variance. Using (2.1) and (D.1) the first contribution to the variance in (4.16) is given by:

$$\sum_{\beta=0}^{s-1} \frac{1}{p_n^2(\beta)} = \overline{\Delta t_n^2(s)} + \overline{t_n(s)} = \left[\frac{(kn)^{\underline{k}}}{(k-1)!} \right]^2 \sum_{j=n-s+1}^n \sum_{l,l'=0}^{k-1} (-1)^{l+l'} \frac{\binom{k-1}{l} \binom{k-1}{l'}}{(kj-l)(kj-l')}. \quad (4.21)$$

As above for the mean value, this expression can be rewritten in terms of generalized harmonic numbers (see appendix F):

$$\begin{aligned} \overline{\Delta t_n^2} + \overline{t_n} &= \left[\frac{(kn)^{\underline{k}}}{(k-1)!} \right]^2 \left\{ H_{kn}^{(2)} - H_{ku}^{(2)} + \sum_{m=2}^{\infty} \frac{H_n^{(m)} - H_u^{(m)}}{k^m} [(m-1)Q_{k,m} + 2R_{k,m}] \right\}, \\ Q_{k,m} &= \sum_{l=0}^{k-1} \left[\binom{k-1}{l}^2 - 1 \right] l^{m-2}, \\ R_{k,m} &= \sum_{l>l'=0}^{k-1} (-1)^{l+l'} \binom{k-1}{l} \binom{k-1}{l'} \frac{l^{m-1} - l'^{m-1}}{l-l'}. \end{aligned} \quad (4.22)$$

Thus for monomers and dimers, taking (4.20) into account, the variance is given by:

$$\begin{aligned} k = 1, \quad \overline{\Delta t_n^2} &= n^2[H_n^{(2)} - H_u^{(2)}] - n(H_n - H_u), \\ k = 2, \quad \overline{\Delta t_n^2} &= [(2n)^{\underline{2}}]^2[H_{2n}^{(2)} - H_{2u}^{(2)}] - (2n)^{\underline{2}}[2(2n)^{\underline{2}} + 1](H_{2n} - H_{2u} - H_n + H_u). \end{aligned} \quad (4.23)$$

4.7. Scaling limit for $T_n(s, t)$ when $u = n - s = O(n)$

In this section we look for the behaviour of $T_n(s, t)$ in the scaling limit when $u = n - s$ is of order n . The mean-field results (2.4) and (2.5) suggest that $\overline{t_n}$ is scaling as n and

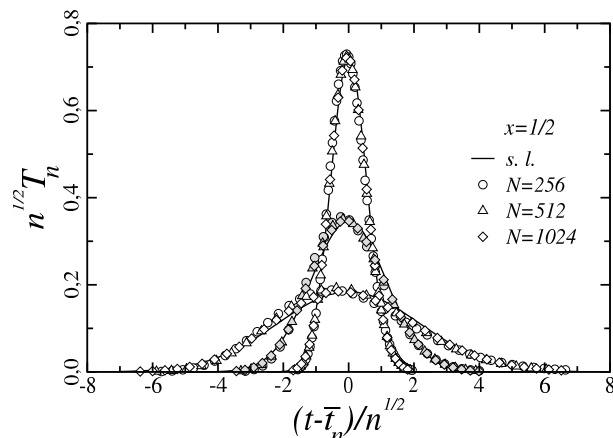


Figure 7. Finite-size data collapse on the Gaussian scaling function $\mathfrak{T} \stackrel{\text{s.l.}}{=} n^{1/2} T_n$ in (4.31) versus $\tau = (t - \bar{t}_n)/n^{1/2}$ for $k = 1, 2, 3$ from top to bottom, when the fraction of occupied sites is $x = s/n = 1/2$.

a similar behaviour is expected for the variance ξ so that we write:

$$\bar{t}_n = n f_t(x), \quad \overline{\Delta t_n^2} = n g_t(x), \quad x = s/n < 1. \quad (4.24)$$

The appropriate time variable may then be defined as (see figure 7)

$$\tau(s, t) = \frac{t - \bar{t}_n}{n^{1/2}} = \frac{t}{n^{1/2}} - n^{1/2} f_t\left(\frac{s}{n}\right), \quad (4.25)$$

with the associated probability density given by:

$$\mathfrak{T}(x, \tau) = \mathfrak{T}[x(s), \tau(s, t)] \stackrel{\text{s.l.}}{=} n^{1/2} T_n(s, t). \quad (4.26)$$

Proceeding as above (see appendix G), the expansion of the master equation (4.2) gives at order $n^{-1/2}$ a differential equation (G.2) for $f_t(x)$, with the initial condition $f_t(0) = 0$, such that

$$f_t(x) \stackrel{\text{s.l.}}{=} \frac{\bar{t}_n}{n} = \begin{cases} \frac{1}{k-1} \left[\frac{1}{(1-x)^{k-1}} - 1 \right], & k > 1 \\ -\ln(1-x), & k = 1 \end{cases}, \quad (4.27)$$

in agreement with the mean-field results (2.4) and (2.5). This scaling function is shown in figure 8(a). When $x \rightarrow 0$, $f_t(x) \sim x$, i.e., each deposition attempt is successful, as expected. When $x \rightarrow 1$, $f_t(x)$ diverges logarithmically for $k = 1$ and as $(1-x)^{-(k-1)}$ for $k > 1$.

The terms of order n^{-1} provide the partial differential equation (G.3) for $\mathfrak{T}(x, \tau)$. Assuming that $\mathfrak{T}(x, \tau)$ depends on x through g_t , the scaling function of the variance, i.e.

$$\mathfrak{T}(x, \tau) = \mathfrak{Q}[g_t(x), \tau], \quad (4.28)$$

§ Actually, this behaviour can be obtained using (2.2) in (4.14) and (4.16) and approximating the sums by integrals.

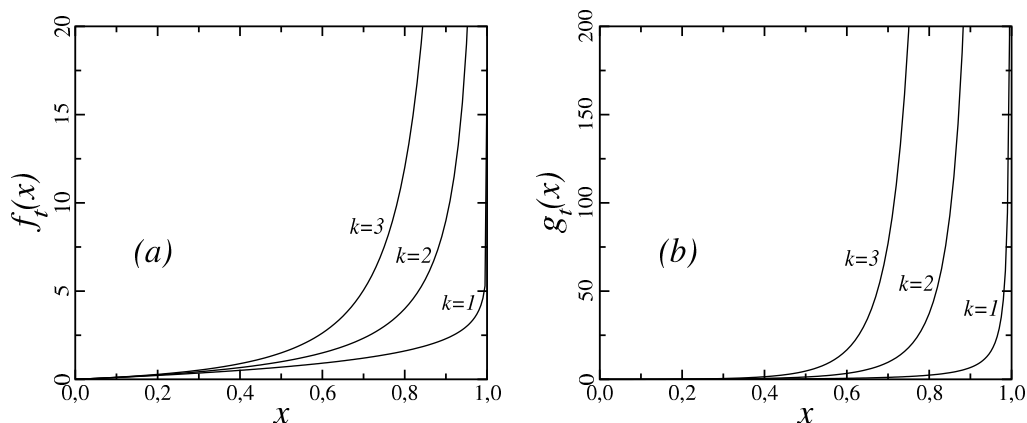


Figure 8. Scaling functions (a) $f_t(x) \stackrel{\text{s.l.}}{=} \overline{t_n}/n$ and (b) $g_t(x) \stackrel{\text{s.l.}}{=} \overline{\Delta t_n^2}/n$ versus $x = s/n$ for $k = 1, 2, 3$. The two functions diverge when $x \rightarrow 1$, which is the signal of a different scaling behaviour in this limit. Note the change of the vertical scale.

the partial differential equation can be rewritten as:

$$\frac{\partial \Omega}{\partial g_t} \frac{dg_t}{dx} = \frac{1}{2} \underbrace{\left[\frac{1}{(1-x)^{2k}} - \frac{1}{(1-x)^k} \right]}_{dg_t/dx} \frac{\partial^2 \Omega}{\partial \tau^2}. \quad (4.29)$$

The standard diffusion equation is obtained when

$$\frac{dg_t}{dx} = \left[\frac{1}{(1-x)^{2k}} - \frac{1}{(1-x)^k} \right], \quad (4.30)$$

so that:

$$\mathfrak{T}(x, \tau) = \Omega[g_t(x), \tau] = \frac{\exp \left[-\frac{\tau^2}{2g_t(x)} \right]}{\sqrt{2\pi g_t(x)}}. \quad (4.31)$$

The solution of (4.30) is immediate and given by

$$g_t(x) \stackrel{\text{s.l.}}{=} \frac{\overline{\Delta t_n^2}}{n} = \begin{cases} \frac{1}{2k-1} \left[\frac{1}{(1-x)^{2k-1}} - 1 \right] - \frac{1}{k-1} \left[\frac{1}{(1-x)^{k-1}} - 1 \right], & k > 1 \\ \frac{x}{1-x} + \ln(1-x), & k = 1 \end{cases}. \quad (4.32)$$

for $g_t(0) = 0$. The behaviour of this scaling function is shown in figure 8(b). For any value of k $g_t(x)$ vanishes as $kx^2/2$ when $x \rightarrow 0$ and diverges as $(1-x)^{-(2k-1)}$ when $x \rightarrow 1$.

The divergence of $f_t(x)$ and $g_t(x)$ when $x \rightarrow 1$ indicates a different scaling behaviour when $u = n - s = O(1)$. This extreme value limit is studied in the next section.

4.8. Scaling limit for $T_n(s, t)$ when $u = n - s = O(1)$

We concentrate now on the approach to saturation when $u = O(1)$, the extreme-value regime for which strong fluctuations of the covering time and anomalous scaling behaviour are expected.

4.8.1. *Mean value.* In the limit where $n \rightarrow \infty$, according to (4.19), one obtains

$$\frac{\overline{t_n}}{(kn)^{\underline{k}}} - \delta_{k,1} \ln n \stackrel{\text{s.l.}}{=} \frac{1}{(k-1)!} \left[\ln k + \delta_{k,1} \gamma - H_{ku} + (1 - \delta_{k,1}) H_u + \sum_{m=2}^{\infty} \frac{\zeta(m) - H_u^{(m)}}{k^m} P_{k,m} \right], \quad (4.33)$$

where $\gamma = 0.577\,215\,665\dots$ is the Euler-Mascheroni constant, $\zeta(m)$ is the Riemann zeta function and $P_{k,m}$ is defined in (4.19). For monomers and dimers (4.20) leads to:

$$\begin{aligned} k = 1, \quad & \frac{\overline{t_n}}{n} - \ln n \stackrel{\text{s.l.}}{=} \gamma - H_u, \\ k = 2, \quad & \frac{\overline{t_n}}{(2n)^{\underline{2}}} \stackrel{\text{s.l.}}{=} \ln 2 - H_{2u} + H_u. \end{aligned} \quad (4.34)$$

4.8.2. *Variance.* For the variance (4.22) gives

$$\frac{\overline{\Delta t_n^2}}{[(kn)^{\underline{k}}]^2} \stackrel{\text{s.l.}}{=} \frac{1}{[(k-1)!]^2} \left\{ \zeta(2) - H_{ku}^{(2)} + \sum_{m=2}^{\infty} \frac{\zeta(m) - H_u^{(m)}}{k^m} [(m-1)Q_{k,m} + 2R_{k,m}] \right\} \quad (4.35)$$

in the scaling limit. $Q_{k,m}$ and $R_{k,m}$ are defined in (4.22). For monomers and dimers (4.23) leads to:

$$\begin{aligned} k = 1, \quad & \frac{\overline{\Delta t_n^2}}{n^2} \stackrel{\text{s.l.}}{=} \zeta(2) - H_u^{(2)}, \\ k = 2, \quad & \frac{\overline{\Delta t_n^2}}{[(2n)^{\underline{2}}]^2} \stackrel{\text{s.l.}}{=} \zeta(2) - H_{2u}^{(2)} - 2(\ln 2 - H_{2u} + H_u). \end{aligned} \quad (4.36)$$

4.8.3. *Master equation in the scaling limit.* According to (4.33) and (4.35), $\overline{t_n}$ and $\sqrt{\overline{\Delta t_n^2}}$ are both growing as $(kn)^{\underline{k}}$ when $u = O(1)$. Thus, in the scaling limit, we define a new time variable ||

$$\tau' = \frac{t}{(kn)^{\underline{k}}} - \delta_{k,1} \ln n \quad (4.37)$$

to which corresponds the probability density (see figure 9)

$$\mathfrak{T}'_u(\tau') \stackrel{\text{s.l.}}{=} (kn)^{\underline{k}} T_n(s, t), \quad u = n - s = O(1). \quad (4.38)$$

In the master equation (4.2), the transition probability is given by:

$$p_n(s-1) = \frac{[k(n-s+1)]^{\underline{k}}}{(kn)^{\underline{k}}} \stackrel{\text{s.l.}}{=} \frac{[k(u+1)]^{\underline{k}}}{(kn)^{\underline{k}}}. \quad (4.39)$$

A first-order Taylor expansion of $\mathfrak{T}'_u[\tau' + (kn)^{-k}]$ on the left-hand-side of the master equation leads to:

$$\mathfrak{T}'_u(\tau') + \frac{1}{(kn)^{\underline{k}}} \frac{\partial \mathfrak{T}'_u(\tau')}{\partial \tau'} = \left\{ 1 - \frac{[k(u+1)]^{\underline{k}}}{(kn)^{\underline{k}}} \right\} \mathfrak{T}'_u(\tau') + \frac{[k(u+1)]^{\underline{k}}}{(kn)^{\underline{k}}} \mathfrak{T}'_{u+1}(\tau') + O(n^{-2k}). \quad (4.40)$$

|| Note that for $k = 1$, according to (4.34), τ' has to be shifted by $-\ln n$ in order to keep a finite mean value in the scaling limit. This shift does not affect the results of the present section.

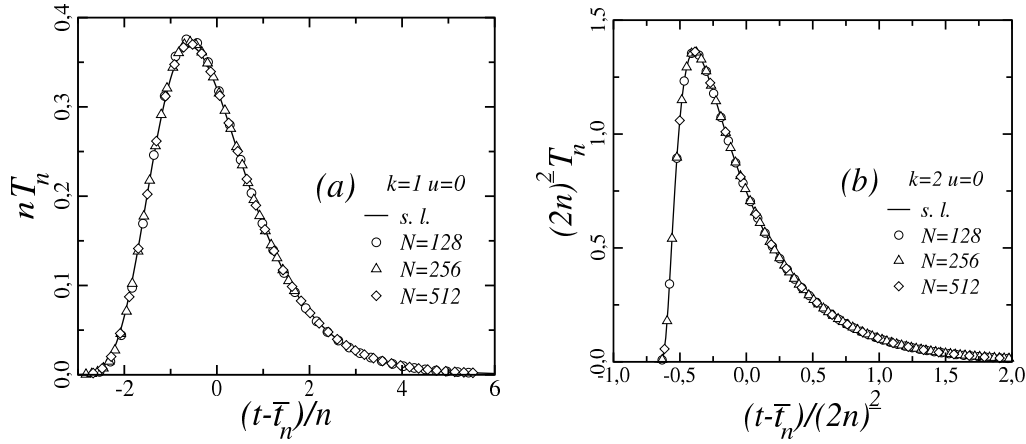


Figure 9. Finite-size data collapse on (a) the Gumble distribution $\mathfrak{F}'_0(\tau') \stackrel{\text{s.l.}}{=} nT_n(n, t)$ in (4.58) versus $\tau' - \bar{\tau}' = (t - \bar{t}_n)/n$ when $k = 1$ and $u = 0$, (b) the probability density $\mathfrak{F}'_0(\tau') \stackrel{\text{s.l.}}{=} (2n)^2 T_n(n, t)$ in (4.65) versus $\tau' - \bar{\tau}' = (t - \bar{t}_n)/(2n)^2$ when $k = 2$ and $u = 0$.

$O(1)$ terms disappear leaving $O(n^{-k})$ terms from which the following difference-differential equation is deduced:

$$\frac{\partial \mathfrak{F}'_u(\tau')}{\partial \tau'} = [k(u+1)]^k [\mathfrak{F}'_{u+1}(\tau') - \mathfrak{F}'_u(\tau')] . \quad (4.41)$$

Introducing the generating function

$$\mathfrak{F}'(y, \tau') = \sum_{u=0}^{\infty} y^{ku} \mathfrak{F}'_u(\tau') , \quad (4.42)$$

one has:

$$\begin{aligned} \sum_{u=0}^{\infty} [k(u+1)]^k y^{ku} \mathfrak{F}'_{u+1}(\tau') &= \frac{\partial^k}{\partial y^k} \sum_{u=0}^{\infty} y^{k(u+1)} \mathfrak{F}'_{u+1}(\tau') \\ &= \frac{\partial^k}{\partial y^k} \left[\sum_{u'=0}^{\infty} y^{ku'} \mathfrak{F}'_{u'}(\tau') - \mathfrak{F}'_0(\tau') \right] = \frac{\partial^k}{\partial y^k} \mathfrak{F}'(y, \tau') \\ \sum_{u=0}^{\infty} [k(u+1)]^k y^{ku} \mathfrak{F}'_u(\tau') &= \frac{\partial^k}{\partial y^k} \sum_{u=0}^{\infty} y^{k(u+1)} \mathfrak{F}'_u(\tau') = \frac{\partial^k}{\partial y^k} [y^k \mathfrak{F}'(y, \tau')] . \end{aligned} \quad (4.43)$$

Thus the difference-differential equation (4.41) can be rewritten as a partial-differential equation for the generating function (4.42):

$$\frac{\partial \mathfrak{F}'(y, \tau')}{\partial \tau'} = \frac{\partial^k}{\partial y^k} [(1 - y^k) \mathfrak{F}'(y, \tau')] . \quad (4.44)$$

4.8.4. $\mathfrak{F}'(y, \tau')$ for monomers. Although it is possible to obtain the probability density through a direct evaluation of (4.12) in the scaling limit [29], here we shall instead deduce it from its generating function, $\mathfrak{F}'(y, \tau')$, solution of (4.44).

For monomers, according to (4.37) the scaled time is given by:

$$\tau' \stackrel{\text{s.l.}}{=} \frac{t}{n} - \ln n \quad -\infty < \tau' < +\infty . \quad (4.45)$$

Then according to (4.34)

$$\overline{\tau'} = \gamma - H_u = -\Psi(u + 1), \quad (4.46)$$

where $\Psi(u)$ is the digamma function [35].

When $k = 1$, the partial differential equation (4.44) reads:

$$\frac{1}{\mathfrak{T}'} \frac{\partial \mathfrak{T}'}{\partial \tau'} = (1 - y) \frac{1}{\mathfrak{T}'} \frac{\partial \mathfrak{T}'}{\partial y} - 1. \quad (4.47)$$

The change of function $\mathfrak{U}' = \ln \mathfrak{T}'$ gives:

$$\frac{\partial \mathfrak{U}'}{\partial \tau'} = (1 - y) \frac{\partial \mathfrak{U}'}{\partial y} - 1. \quad (4.48)$$

With

$$\mathfrak{U}'(y, \tau') = -\tau' + q(\tau')r(y), \quad (4.49)$$

the inhomogeneity is removed and, dividing by qr , the variables separate

$$\frac{1}{q} \frac{dq}{d\tau'} = (1 - y) \frac{1}{r} \frac{dr}{dy} = -c_1, \quad (4.50)$$

where c_1 is a constant. Thus one has

$$q(\tau') = c_2 e^{-c_1 \tau'}, \quad r(y) = c_3 (1 - y)^{c_1}, \quad \mathfrak{U}'(y, \tau') = -\tau' - c'_2 (1 - y)^{c_1} e^{-c_1 \tau'}, \quad (4.51)$$

where $c'_2 = -c_2 c_3$ is a new constant and

$$\mathfrak{T}'(y, \tau') = \sum_{u=0}^{\infty} y^u \mathfrak{T}'_u(\tau') = \exp \left[-\tau' - c'_2 (1 - y)^{c_1} e^{-c_1 \tau'} \right]. \quad (4.52)$$

$y = 0$ selects the term $u = 0$ in the sum over u so that:

$$\mathfrak{T}'(0, \tau') = \mathfrak{T}'_0(\tau') = \exp \left[-\tau' - c'_2 e^{-c_1 \tau'} \right]. \quad (4.53)$$

The integration constants can be determined using

$$\int_{-\infty}^{\infty} \mathfrak{T}'(0, \tau') d\tau' = \int_{-\infty}^{\infty} \mathfrak{T}'_0(\tau') d\tau' = 1, \quad \int_{-\infty}^{\infty} \tau' \mathfrak{T}'(0, \tau') d\tau' = \int_{-\infty}^{\infty} \tau' \mathfrak{T}'_0(\tau') d\tau' = \overline{\tau'} = \gamma, \quad (4.54)$$

the last relation following from (4.46) when $u = 0$. With the change of variable $\theta = e^{-\tau'}$, one obtains:

$$\int_{-\infty}^{\infty} \mathfrak{T}'(0, \tau') d\tau' = \int_0^{\infty} \exp[-c'_2 \theta^{c_1}] d\theta, \quad \int_{-\infty}^{\infty} \tau' \mathfrak{T}'(0, \tau') d\tau' = - \int_0^{\infty} \ln \theta \exp[-c'_2 \theta^{c_1}] d\theta. \quad (4.55)$$

A new change of variable, $\rho = c'_2 \theta^{c_1}$, in the first integral leads to

$$\int_{-\infty}^{\infty} \mathfrak{T}'(0, \tau') d\tau' = \frac{1}{c'_2{}^{1/c_1} c_1} \int_0^{\infty} \rho^{1/c_1 - 1} e^{-\rho} d\rho = \frac{\Gamma(1/c_1)}{c_1 c'_2{}^{1/c_1}}, \quad c'_2 = \left[\frac{\Gamma(1/c_1)}{c_1} \right]^{c_1}, \quad (4.56)$$

where the last relation follows from the normation of \mathfrak{T}'_0 in (4.54). Inserting this value of c'_2 in the second integral of (4.55) one obtains a standard integral representation of the Euler-Mascheroni constant [35] when $c_1 = 1$. Thus $c'_2 = c_1 = 1$ and (4.52) gives:

$$\mathfrak{T}'(y, \tau') = \exp \left[-\tau' - (1 - y) e^{-\tau'} \right] = \exp \left[-\tau' - e^{-\tau'} \right] \exp \left[y e^{-\tau'} \right]. \quad (4.57)$$

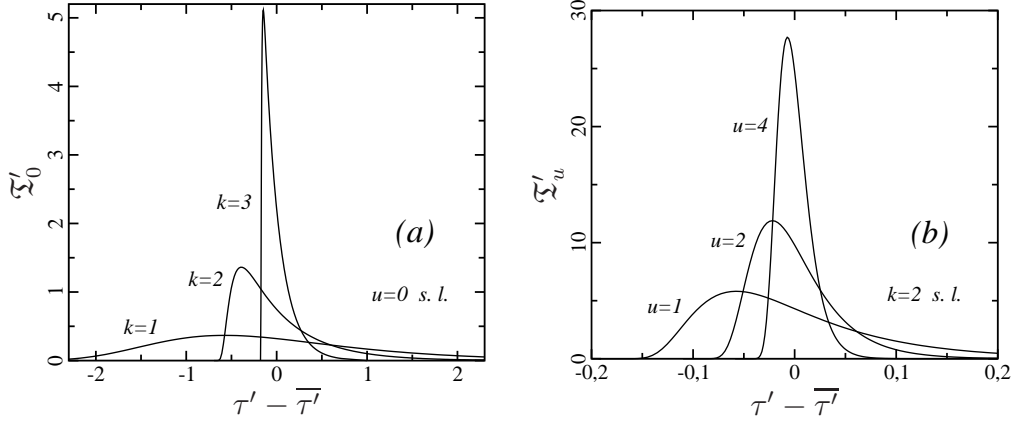


Figure 10. Evolution of the probability density $\mathfrak{T}'_u(\tau')$ versus $\tau' - \bar{\tau}'$ for (a) $u = 0$ and increasing values of k , (b) $k = 2$ and increasing values of u .

The coefficient of y^u in the power expansion of the last factor in (4.57) gives the sought probability density, which is a generalized Gumbel distribution [29, 33, 36]:

$$\mathfrak{T}'_u(\tau') = \frac{1}{u!} \exp[-(u+1)\tau' - e^{-\tau'}], \quad k=1, \quad -\infty < \tau' < +\infty. \quad (4.58)$$

This result was previously obtained for the covering time by a random walk [29] by taking directly the scaling limit on $nT_n(s, t)$ with a centered scaling variable, $\tau' - \bar{\tau}'$. The finite-size data collapse on the standard Gumbel distribution, corresponding to $u = 0$, is shown in figure 9a.

4.8.5. $\mathfrak{T}'_u(\tau')$ for dimers. For dimers, we take the scaling limit directly on the explicit expression (4.12) with $k = 2$. According to (4.11),

$$c = \prod_{i=j+1}^{n-u-1} 2(i-j)[2(i+j) + 4u + 3] = \frac{(2n-2u-2j-2)!!(2n+2u+2j+1)!!}{(4u+4j+3)!!},$$

$$d = (-1)^j \prod_{i=0}^{j-1} 2(j-i)[2(i+j) + 4u + 3] = (-1)^j \frac{(2j)!!(4u+4j+1)!!}{(4u+2j+1)!!}, \quad (4.59)$$

and (4.12) leads to:

$$(2n)^2 T_n(n-u, t) = \frac{(2n)!}{(2u)!} \sum_{j=0}^{n-u-1} \frac{(-1)^j (4u+4j+3)(4u+2j+1)!!}{(2j)!!(2n-2u-2j-2)!!(2n+2u+2j+1)!!} \left\{ 1 - \frac{[2(u+j+1)]^2}{(2n)^2} \right\}^{t-1}. \quad (4.60)$$

In the scaling limit with

$$\tau' = t/(2n)^2, \quad 0 \leq \tau' < \infty, \quad (4.61)$$

such that, according to (4.34),

$$\bar{\tau}' = \ln 2 - H_{2u} + H_u, \quad (4.62)$$

one obtains:

$$\left\{ 1 - \frac{[2(u+j+1)]^2}{(2n)^2} \right\}^{t-1} \stackrel{\text{s.l.}}{=} e^{-(2u+2j+1)(2u+2j+2)\tau'} . \quad (4.63)$$

Using $(2n)! = (2n)!!(2n-1)!!$ the n -dependent factors in (4.60) give ¶

$$\frac{(2n)!!/(2n-2u-2j-2)!!}{(2n+2u+2j+1)!!/(2n-1)!!} = \frac{\overbrace{(2n)(2n-2)\dots(2n-2u-2j)}^{u+j+1 \text{ factors}}}{\underbrace{(2n+2u+2j+1)\dots(2n+3)(2n+1)}_{u+j+1 \text{ factors}}} \stackrel{\text{s.l.}}{=} 1 \quad (4.64)$$

in the limit. Thus, for dimers, when $u = n - s = O(1)$, the probability density of the covering time is given by:

$$\begin{aligned} \mathfrak{F}'_u(\tau') &\stackrel{\text{s.l.}}{=} (2n)^2 T_n(n-u, t) \\ &= \frac{1}{(2u)!} \sum_{j=0}^{\infty} (-1)^j \frac{(4u+4j+3)(4u+2j+1)!!}{(2j)!!} e^{-(2u+2j+1)(2u+2j+2)\tau'} . \end{aligned} \quad (4.65)$$

The finite-size data collapse on this extreme value distribution is shown for $u = 0$ in figure 9b.

4.8.6. $\mathfrak{F}'_u(\tau')$ for k -mers Figure 10(a) shows the evolution with k of \mathfrak{F}'_0 as a function of $\tau' - \bar{\tau}'$. According to (4.12) and (4.37), for any value of k , the probability density decays exponentially at long time:

$$\mathfrak{F}'_u(\tau') \sim \exp \left\{ -[k(u+1)]^k \tau' \right\} , \quad \tau' \gg 1 . \quad (4.66)$$

For increasing values of u the probability density evolves from the asymmetric extreme value distribution towards a Gaussian. This is illustrated in figure 10(b) for dimers. Similar results can be found for $k = 1$ in [29] where this crossover is studied.

5. Conclusion

In this work we have studied the statistics of k -mers deposition on the fully-connected lattice. This lattice presents the peculiarity that, for any value of k , saturation occurs only at full coverage when the size N is a multiple of k .

The probability distribution of the number of adsorbed particles s at time t , $S_n(s, t)$, on a finite-size system with $N = kn$ sites, has been obtained for any value of k as the solution of a discrete master equation. In the scaling limit the fluctuations are Gaussian. The mean value and the variance of s are both growing as n , thus $x = s/n$ is a self-averaging stochastic variable. The approach to full coverage, $x = 1$, is exponential in time for monomers and algebraic for $k > 1$ and the scaling function of the variance vanishes in the same way. Thus, for dimers, the approach to saturation is algebraic in time on the fully-connected lattice whereas it is exponential on the Cayley tree [4, 27].

¶ A similar calculation does not seem to be possible for $k = 3$ (or more) since c cannot then be expressed as a ratio of triple factorials as in (4.59).

The probability distribution $T_n(s, t)$ of the time t needed to cover a finite-size system with s k -mers, the mean value of the covering time and its variance have been obtained through a generating function approach.

Taking the scaling limit on the master equation governing the behaviour of T_n , we have shown that, when $u = s - n = O(n)$, the covering time is a self-averaging stochastic variable with Gaussian fluctuations. The mean value and the variance are growing as n . Their scaling functions are both diverging as $x \rightarrow 1$, signaling a new scaling behaviour in this limit. For the mean value the divergence is logarithmic when $k = 1$ and algebraic when $k > 1$ whereas the divergence is always algebraic for the variance.

In the scaling limit, when $u = s - n = O(1)$, i.e., close to full coverage, the mean value of the covering time grows as n^k whereas its variance grows as n^{2k} , thus t is no longer a self-averaging variable. The master equation then leads to a difference-differential equation, governing the extreme value distribution of the scaled covering time, for each value of k .

Using a generating function approach this equation has been solved for $k = 1$. The fluctuations of the covering time by monomers are governed by a generalized Gumbel distribution, a result previously obtained in another way for the random walk [29]. Further work on the solution of the difference-differential equation is needed for $k > 1$. For dimers, the scaling limit taken directly on T_n leads to an alternate infinite series. For any value of k the extreme value distribution displays a u - and k -dependent exponential decay at long time and crosses over slowly to the Gaussian behaviour when u increases.

Appendix A. Evaluation of $v_\alpha^{(\alpha)}$

For $s = 0$ the initial condition in (3.11) gives $v_0^{(0)} = 1$. When $s = 1$, $v_1^{(0)} + v_1^{(1)} = 0$ and, using (3.6), one obtains:

$$v_1^{(1)} = \frac{p_n(0)}{p_n(0) - p_n(1)}. \quad (\text{A.1})$$

For $s = 2$, $v_2^{(0)} + v_2^{(1)} + v_2^{(2)} = 0$, so that

$$v_2^{(0)} = -\frac{p_n(0)}{p_n(0) - p_n(1)} \times \frac{p_n(1)}{p_n(0) - p_n(2)} \times 1 \quad (\text{A.2})$$

and

$$v_2^{(1)} = -\frac{p_n(1)}{p_n(1) - p_n(2)} \times \frac{p_n(0)}{p_n(0) - p_n(1)} \quad (\text{A.3})$$

lead to:

$$v_2^{(2)} = \frac{p_n(0)p_n(1)}{[p_n(0) - p_n(2)][p_n(1) - p_n(2)]}. \quad (\text{A.4})$$

These results suggest the general expression (3.12) leading to (3.13).

Let us now prove it by induction. Assuming that (3.12) (and, consequently (3.13)) is true for $\alpha \leq s-1$, the initial condition in (3.11) gives:

$$\begin{aligned} v_s^{(s)} &= - \sum_{\alpha=0}^{s-1} v_s^{(\alpha)} = - \sum_{\alpha=0}^{s-1} \frac{\prod_{\beta=0}^{s-1} p_n(\beta)}{\prod_{\substack{\beta=0 \\ \beta \neq \alpha}}^s [p_n(\beta) - p_n(\alpha)]} \\ &= - \underbrace{\sum_{\alpha=0}^s \frac{\prod_{\beta=0}^{s-1} p_n(\beta)}{\prod_{\substack{\beta=0 \\ \beta \neq \alpha}}^s [p_n(\beta) - p_n(\alpha)]}}_{F_s} + \prod_{\beta=0}^{s-1} \frac{p_n(\beta)}{p_n(\beta) - p_n(s)}. \end{aligned} \quad (\text{A.5})$$

In order to evaluate F_s , let us introduce the following auxiliary function of the complex variable:

$$F(z) = \frac{\prod_{\beta=0}^{s-1} p_n(\beta)}{\prod_{\beta=0}^s [z - p_n(\beta)]}. \quad (\text{A.6})$$

It has $s+1$ simple poles $z_\alpha = p_n(\alpha)$, $\alpha = 0, \dots, s$ and vanishes as $|z|^{-s-1}$ when $|z| \rightarrow \infty$. Thus the integral of $F(z)$ on a circle with radius R centered at the origin vanishes when $R \rightarrow \infty$. As a consequence, the sum of the residues at the $s+1$ poles, given by F_s up to a sign, vanishes too and the last term in (A.5) gives $v_s^{(s)}$ in agreement with the expected form (3.12).

Appendix B. Master equation for $S_n(s, t)$ in the scaling limit

According to (3.18) one has

$$s = n^{1/2} \sigma + n f_s(w) \quad (\text{B.1})$$

which can be used in (2.1) to give

$$p_n(s) = (1-f_s)^k - \frac{k}{n^{1/2}} \sigma (1-f_s)^{k-1} + \frac{k(k-1)}{2n} [\sigma^2 (1-f_s)^{k-2} - f_s (1-f_s)^{k-1}] + O(n^{-3/2}), \quad (\text{B.2})$$

and

$$p_n(s-1) = p_n(s) + \frac{k}{n} (1-f_s)^{k-1}. \quad (\text{B.3})$$

The master equation in (3.1) can be rewritten using these relations and $\mathfrak{G}[\sigma(s, t), w(t)]$ in (3.19). A partial differential equation in the variables σ and w is obtained by expanding \mathfrak{G} to second order in t on the left-hand side and to second order in s on the right-hand side. Higher order derivatives of order $n^{-3/2}$ or more can be neglected. Terms of order 1 give an identity. At order $n^{-1/2}$ the differential equation

$$\frac{df_s}{dw} = (1-f_s)^k \quad (\text{B.4})$$

is obtained, leading to (3.20). The next order, n^{-1} , gives the following partial differential equation for the probability density:

$$\frac{\partial \mathfrak{G}}{\partial w} = \frac{1}{2} [(1-f_s)^k - (1-f_s)^{2k}] \frac{\partial^2 \mathfrak{G}}{\partial \sigma^2} + k(1-f_s)^{k-1} \left[\mathfrak{G} + \sigma \frac{\partial \mathfrak{G}}{\partial \sigma} \right]. \quad (\text{B.5})$$

Appendix C. Solution of the differential equation for $g_s(w)$

The solution of (3.24) is easily obtained using the variation of constants method. Using (3.20) one obtains

$$1 - f_s(w) = \frac{1}{[1 + (k-1)w]^{1/(k-1)}} \quad (\text{C.1})$$

the homogeneous equation takes the following form

$$\frac{dg_s}{dw} + \frac{2kg_s}{1 + (k-1)w} = 0, \quad (\text{C.2})$$

so that:

$$g_s = \frac{c}{[1 + (k-1)w]^{2k/(k-1)}}. \quad (\text{C.3})$$

Introducing this expression in (3.24) leads to a differential equation for $c(w)$

$$\frac{dc}{dw} = [1 + (k-1)w]^{k/(k-1)} - 1, \quad (\text{C.4})$$

giving:

$$c(w) = \frac{1}{2k-1} [1 + (k-1)w]^{(2k-1)/(k-1)} - w - d. \quad (\text{C.5})$$

The initial condition $g_s(0) = 0$ implies $c(0) = 0$ and $d = -1/(2k-1)$ so that:

$$c(w) = \frac{1}{2k-1} \{ [1 + (k-1)w]^{(2k-1)/(k-1)} - 1 \} - w. \quad (\text{C.6})$$

Combining this result with (C.3) gives the first expression in (3.25). The second is obtained in the limit $k \rightarrow 1$.

Appendix D. Inverse of a falling factorial power

Consider the relation:

$$A_k(a) = \frac{1}{a^k} = \frac{1}{\prod_{l=0}^{k-1} (a-l)} = \frac{1}{(k-1)!} \sum_{l=0}^{k-1} (-1)^{k-l-1} \frac{\binom{k-1}{l}}{a-l}. \quad (\text{D.1})$$

It is evidently true for $k = 1$. Assuming it to be true for k , one has:

$$A_{k+1}(a) = \frac{A_k(a)}{a-k} = \frac{1}{(k-1)!} \sum_{l=0}^{k-1} (-1)^{k-l-1} \frac{\binom{k-1}{l}}{(a-l)(a-k)}. \quad (\text{D.2})$$

Using

$$\frac{1}{(a-l)(a-k)} = \left(\frac{1}{a-k} - \frac{1}{a-l} \right) \frac{1}{k-l}, \quad (\text{D.3})$$

(D.2) can be rewritten as:

$$\begin{aligned} A_{k+1}(a) &= \frac{1}{a-k} \underbrace{\frac{1}{(k-1)!} \sum_{l=0}^{k-1} (-1)^{k-l-1} \frac{\binom{k-1}{l}}{k-l}}_{A_k(k)=1/k!} - \frac{1}{(k-1)!} \sum_{l=0}^{k-1} (-1)^{k-l-1} \frac{\binom{k-1}{l}}{(a-l)(k-l)} \\ &= \frac{1}{k!(a-k)} + \frac{1}{k!} \sum_{l=0}^{k-1} (-1)^{k-l} \frac{\binom{k}{l}}{(a-l)} = \frac{1}{k!} \sum_{l=0}^k (-1)^{k-l} \frac{\binom{k}{l}}{(a-l)}. \end{aligned} \quad (\text{D.4})$$

Thus (D.1) is true for any value of k .

Appendix E. From (4.18) to (4.19)

The sum over l in (4.18) can be rewritten as:

$$\sum_{l=0}^{k-1} (-1)^{k-l-1} \frac{\binom{k-1}{l}}{kj-l} = \underbrace{\sum_{l=0}^{k-1} \frac{1}{kj-l}}_{B_j} + \underbrace{\sum_{l=0}^{k-1} \frac{(-1)^{k-l-1} \binom{k-1}{l} - 1}{kj-l}}_{C_j}. \quad (\text{E.1})$$

Summing the first term over j gives

$$\sum_{j=u+1}^n B_j = H_{kn} - H_{ku}, \quad (\text{E.2})$$

where $H_j = \sum_{i=1}^j 1/i$ is a harmonic number. With

$$\frac{1}{kj-l} = \sum_{m=0}^{\infty} \frac{l^m}{(kj)^{m+1}}, \quad (\text{E.3})$$

the last term contributes

$$\sum_{j=u+1}^n C_j = \sum_{m=0}^{\infty} \frac{H_n^{(m+1)} - H_u^{(m+1)}}{k^{m+1}} \sum_{l=0}^{k-1} \left[(-1)^{k-l-1} \binom{k-1}{l} - 1 \right] l^m, \quad (\text{E.4})$$

where $H_j^{(m)} = \sum_{i=1}^j 1/i^m$ is a generalized harmonic number. Since

$$\sum_{l=0}^{k-1} \left[(-1)^{k-l-1} \binom{k-1}{l} - 1 \right] = \delta_{k,1} - k, \quad (\text{E.5})$$

one may separate the contribution from $m = 0$ in (E.4) so that:

$$\sum_{j=u+1}^n C_j = (\delta_{k,1} - 1)(H_n - H_u) + \sum_{m=2}^{\infty} \frac{H_n^{(m)} - H_u^{(m)}}{k^m} \sum_{l=0}^{k-1} \left[(-1)^{k-l-1} \binom{k-1}{l} - 1 \right] l^{m-1}. \quad (\text{E.6})$$

Making use of (E.2) and (E.6) in (4.18) finally gives (4.19).

Appendix F. From (4.21) to (4.22)

The double sum in (4.21) may be splitted as:

$$\begin{aligned} \sum_{l,l'=0}^{k-1} (-1)^{l+l'} \frac{\binom{k-1}{l} \binom{k-1}{l'}}{(kj-l)(kj-l')} &= \underbrace{\sum_{l=0}^{k-1} \frac{1}{(kj-l)^2}}_{D_j} + \underbrace{\sum_{l=0}^{k-1} \frac{\binom{k-1}{l}^2 - 1}{(kj-l)^2}}_{E_j} \\ &+ 2 \underbrace{\sum_{l>l'=0}^{k-1} (-1)^{l+l'} \frac{\binom{k-1}{l} \binom{k-1}{l'}}{(kj-l)(kj-l')}}_{F_j}. \end{aligned} \quad (\text{F.1})$$

Making use of the identity

$$\frac{1}{(kj-l)^2} = \sum_{m=0}^{\infty} \frac{(m+1)l^m}{(kj)^{m+2}}, \quad (\text{F.2})$$

together with (D.3) and (E.3), the sum over j of the different contributions to (F.1) lead to

$$\begin{aligned} \sum_{j=u+1}^n D_j &= H_{kn}^{(2)} - H_{ku}^{(2)}, \\ \sum_{j=u+1}^n E_j &= \sum_{m=2}^{\infty} \frac{(m-1) [H_n^{(m)} - H_u^{(m)}]}{k^m} \sum_{l=0}^{k-1} \left[\binom{k-1}{l}^2 - 1 \right] l^{m-2}, \\ \sum_{j=u+1}^n F_j &= \sum_{m=2}^{\infty} \frac{H_n^{(m)} - H_u^{(m)}}{k^m} \sum_{l>l'=0}^{k-1} (-1)^{l+l'} \binom{k-1}{l} \binom{k-1}{l'} \frac{l^{m-1} - l'^{m-1}}{l-l'}, \end{aligned} \quad (\text{F.3})$$

where $u = n - s$. Collecting these results in (4.21) finally gives (4.22).

Appendix G. Master equation for $T_n(s, t)$ in the scaling limit when $n - s = O(n)$

The transition probability (2.1) has the following expansion in powers of n^{-1}

$$\begin{aligned} p_n(s-1) &= \prod_{l=0}^{k-1} \left[1 - \frac{k(s-1)}{kn-l} \right] = \prod_{l=0}^{k-1} \left(1 - x + \frac{k-lx}{kn} + O(n^{-2}) \right) \\ &= (1-x)^k + \frac{h(x)}{n} + O(n^{-2}), \end{aligned} \quad (\text{G.1})$$

where $x = s/n$. Actually the precise form of $h(x)$ is not needed. The master equation (4.2) can be rewritten using (G.1) and $\mathfrak{T}[x(s), \tau(s, t)]$ defined in (4.26) with τ given by (4.25). A partial differential equation in the variables τ and x is obtained by expanding \mathfrak{T} to second order in t on the left-hand side and to second order in s on the right-hand side. Higher order derivatives of order $n^{-3/2}$ or more can be neglected. Terms of order 1 give an identity. At order $n^{-1/2}$ the differential equation

$$\frac{df_t}{dx} = -\frac{1}{(1-x)^k} \quad (\text{G.2})$$

is obtained, leading to (4.27). To the next order, n^{-1} , the following partial differential for the probability density \mathfrak{T} is obtained:

$$\frac{\partial \mathfrak{T}}{\partial x} = \frac{1}{2} \left[\left(\frac{df_t}{dx} \right)^2 - \frac{1}{(1-x)^k} \right] \frac{\partial^2 \mathfrak{T}}{\partial \tau^2} = \frac{1}{2} \left[\frac{1}{(1-x)^{2k}} - \frac{1}{(1-x)^k} \right] \frac{\partial^2 \mathfrak{T}}{\partial \tau^2}. \quad (\text{G.3})$$

References

- [1] Bartelt M C and Privman V 1991 *Int. J. Mod. Phys.* **5** 2883
- [2] Evans J W 1993 *Rev. Mod. Phys.* **65** 1281

- [3] Talbot J, Tarjus G, Van Tassel P R and Viot P 2000 *Colloids Surfaces A* **165** 287
- [4] Krapivsky P L, Redner S and Ben-Naim E 2010 *A Kinetic View of Statistical Physics* (Cambridge: Cambridge University Press) p 199
- [5] MacRitchie F 1978 *Adv. Protein Chem.* **32** 283
- [6] Feder J 1979 *J. Theor. Biol.* **87** 237
- [7] Flory P J 1939 *J. Am. Chem.Soc.* **61** 1518
- [8] Rényi A 1958 *Publ. Math. Inst. Hung. Acad. Sci.* **3** 109
- [9] Rényi A 1963 *Sel. Trans. Math. Stat. Prob.* **4** 205
- [10] Mackenzie J K 1962 *J. Chem. Phys.* **37** 723
- [11] Widom B 1966 *J. Chem. Phys.* **44** 3888
- [12] Mullooly J P 1968 *J. Appl. Prob.* **5** 427
- [13] Widom B 1973 *J. Chem. Phys.* **58** 4043
- [14] González J J, Hemmer P C and Høye J S 1974 *Chem. Phys.* **3** 228
- [15] Hemmer P C 1989 *J. Stat. Phys.* **57** 865
- [16] Monthus C and Hilhorst H J 1991 *Physica A* **175** 263
- [17] Krapivsky P L 1992 *J. Stat. Phys.* **69** 135
- [18] Pomeau Y 1980 *J. Phys. A: Math. Gen.* **13** L193
- [19] Swendsen R H 1981 *Phys. Rev. A* **24** 504
- [20] Talbot J, Tarjus G and Schaaf P 1989 *Phys. Rev. A* **40** 4808
- [21] Vigil R D and Ziff R M 1990 *J. Chem. Phys.* **93** 8270
- [22] Viot P and Tarjus G 1990 *Europhys. Lett.* **13** 295
- [23] Tarjus G and Viot P 1991 *Phys. Rev. Lett.* **67** 1875
- [24] Viot P, Tarjus G, Ricci S M and Talbot J 1992 *J. Chem. Phys.* **97** 5212
- [25] Wang J-S and Pandey R B 1996 *Phys. Rev. Lett.* **77** 1773
- [26] Baule A 2017 *Phys. Rev. Lett.* **119** 028003
- [27] Evans J W 1984 *J. Math. Phys.* **25** 2527
- [28] Turban L 2014 *J. Phys. A: Math. Theor.* **47** 385004
- [29] Turban L 2015 *J. Phys. A: Math. Theor.* **48** 445001
- [30] Turban L and Fortin J-Y 2018 *J. Phys. A: Math. Theor.* **51** 145001
- [31] Turban L 2018 *J. Phys. A: Math. Theor.* **51** 325002
- [32] Graham R L, Knuth D E and Patashnik O 1994 *Concrete Mathematics* (Reading: Addison–Wesley) p 48
- [33] Pinheiro E C and Ferrari S L P 2016 *J. Stat. Comp. Sim.* **86** 2241
- [34] Stirling J 1749 *The Differential Method or, a Treatise Concerning Summation and Interpolation of Infinite Series* (London: E Cave) p 7. The full text can be found on Google Books.
- [35] Lagarias J C 2013 *Bull. Am. Math. Soc.* **50** 527 **27** 355
- [36] Chupeau M, Bénichou O and Voituriez R 2015 *Nat. Phys.* **11** 844