

Probing Trilinear Higgs Self-coupling at the HL-LHC via Multivariate Analysis

Jung Chang¹, Kingman Cheung^{2,3,4}, Jae Sik Lee^{1,5}, and Jubin Park^{5,1}

¹ *Department of Physics, Chonnam National University,*

300 Yongbong-dong, Buk-gu, Gwangju, 500-757, Republic of Korea

² *Physics Division, National Center for Theoretical Sciences, Hsinchu, Taiwan*

³ *Division of Quantum Phases and Devices, School of Physics,*

Konkuk University, Seoul 143-701, Republic of Korea

⁴ *Department of Physics, National Tsing Hua University, Hsinchu 300, Taiwan*

⁵ *Institute for Universe and Elementary Particles, Chonnam National University,*

300 Yongbong-dong, Buk-gu, Gwangju, 500-757, Republic of Korea

(Dated: October 30, 2019)

Abstract

We perform a multivariate analysis of Higgs-pair production in $HH \rightarrow b\bar{b}\gamma\gamma$ channel at the HL-LHC to probe the trilinear Higgs self-coupling λ_{3H} , which takes the value of 1 in the SM. We consider all the known background processes. Also, for the signal we are the first to adopt the most recent event generator of POWHEG-BOX-V2 to exploit the NLO distributions for Toolkit for Multivariate Data Analysis (TMVA), taking account of the full top-quark mass dependence. Through Boosted Decision Tree (BDT) analysis trained for $\lambda_{3H} = 1$, we find that the significance can reach up to 1.95 with about 9 signal and 18 background events. In addition, the Higgs boson self-coupling can be constrained to $1.00 < \lambda_{3H} < 6.22$ at 95% confidence level (CL). We also perform a likelihood fitting of $M_{\gamma\gamma b\bar{b}}$ distribution and find the 1σ confidence interval (CI) of $0.1 < \lambda_{3H} < 2.2 \cup 5.4 < \lambda_{3H} < 6.6$ for the $\lambda_{3H} = 1$ nominal set. On the other hand, using BDTs trained for each value of λ_{3H} , we find a bulk region of $0.5 \lesssim \lambda_{3H} \lesssim 4.5$, for which it is hard to pin down the trilinear coupling.

I. INTRODUCTION

Since the discovery of the Higgs boson in 2012 [1], the most pressing question is to understand the underlying mechanism for electroweak symmetry breaking (EWSB). There is no particular reason why the EWSB sector only consists of a single Higgs doublet. Indeed, the simplest version suffers from the so-called gauge hierarchy problem. After completing Run I and II at the LHC, the identity of the Higgs boson has been established. It is best described as the standard model (SM) Higgs boson [2], although there is an upward trend in the overall signal strength [3].

All current measurements of the Higgs boson properties confine to the couplings of the Higgs boson to the SM particles, like gauge bosons and fermions. However, the self-couplings of the Higgs boson is not established at all, which depends on the dynamics of the EWSB sector. The self-couplings of the Higgs boson can be very different between the SM and other extensions of the EWSB sector, like two-Higgs doublet models (2HDM), and MSSM. Higgs boson pair production at the LHC provides a very useful avenue to investigate the self-couplings of the Higgs boson [4–6]. There have been a large number of works in literature on Higgs-pair production in the SM [7], in model-independent formalism [8], in models beyond the SM [9], and in SUSY [10].

Furthermore, the high luminosity option of the LHC running at 14 TeV (HL-LHC) was approved. It is a legitimate machine to investigate the EWSB sector. In a previous work [11], we showed that even with the HL-LHC one cannot establish the self-coupling λ_{3H} at the SM value using the most promising decay mode $HH \rightarrow (b\bar{b})(\gamma\gamma)$. Indeed, one can only constrain the self-coupling to be within $-1.0 \lesssim \lambda_{3H} \lesssim 7.6$ at 95% CL [11]. These results were based on a conventional cut-based analysis.

In this work, we show that with the use of Boosted Decision Tree (BDT) method, the significance of the signal can be improved by 80%, which is a substantial improvement from the cut-based analysis.

The organization is as follows. In the next section, we give some details on generation of the signal and background event samples. In Sec. III, we set up the TMVA variables and various BDT methods. We present the numerical results in Sec. IV. We end our discussion and conclusion in Sec. V.

TABLE I. Monte Carlo samples used in Higgs-pair production analysis $H(\rightarrow b\bar{b})H(\rightarrow \gamma\gamma)$, and the corresponding codes for the matrix-element generation, parton showering, and hadronization. The third (fourth) column shows their cross section times branching ratio (the order in perturbative QCD of the cross section calculation applied), and the final column shows their PDF set used in the simulation.

Signal					
Signal process	Generator/Parton Shower	$\sigma \cdot BR$ [fb]	Order in QCD	PDF used	
$gg \rightarrow HH \rightarrow bb\gamma\gamma$	POWHEG-BOX-V2/PYTHIA8	0.096	NNLO	PDF4LHC15_nlo	
Backgrounds					
Background(BG)	Process	Generator/Parton Shower	$\sigma \cdot BR$ [fb]	Order in QCD	PDF used
Single-Higgs associated BG	$ggH(\rightarrow \gamma\gamma)$	POWHEG-BOX/PYTHIA6	1.20×10^2	NNNLO	CT10
	$t\bar{t}H(\rightarrow \gamma\gamma)$	PYTHIA8/PYTHIA8	1.37	NLO	
	$ZH(\rightarrow \gamma\gamma)$	PYTHIA8/PYTHIA8	2.24	NLO	
	$b\bar{b}H(\rightarrow \gamma\gamma)$	PYTHIA8/PYTHIA8	1.26	NLO	
Non-resonant BG	$b\bar{b}\gamma\gamma$	MG5_aMC@NLO/PYTHIA8	82.52	LO	CT14LO
	$c\bar{c}\gamma\gamma$	MG5_aMC@NLO/PYTHIA8	647.3	LO	
	$jj\gamma\gamma$	MG5_aMC@NLO/PYTHIA8	1.40×10^4	LO	
	$b\bar{b}j\gamma$	MG5_aMC@NLO/PYTHIA8	2.72×10^5	LO	
	$c\bar{c}j\gamma$	MG5_aMC@NLO/PYTHIA8	9.17×10^5	LO	
	$b\bar{b}jj$	MG5_aMC@NLO/PYTHIA8	3.00×10^8	LO	
	$Z(\rightarrow b\bar{b})\gamma\gamma$	MG5_aMC@NLO/PYTHIA8	5.03	LO	
	$t\bar{t}$	POWHEG – BOX/PYTHIA8	5.30×10^5	NNLO +NNLL	CT10
$(\geq 1 \text{ lepton})$	$t\bar{t}\gamma$	MG5_aMC@NLO/PYTHIA8	1.60×10^3	NLO	CTEQ6L1

II. GENERATION AND SIMULATION OF SIGNAL AND BACKGROUNDS

The Higgs bosons in the signal event samples are generated on-shell with zero width by `POWHEG-BOX-V2` [12, 13] with the damping factor `hdamp` set to the default value of 250 to limit the amount of hard radiation. This code provides NLO distributions matched to a parton shower taking account of the full top-quark mass dependence. The variation of the trilinear Higgs coupling, λ_{3H} , is also allowed in this code. The Higgs and the top quark masses are set to the default values of $M_H = 125$ GeV and $m_t = 173$ GeV, respectively, and the bottom quark is considered massless. The `MadSpin` code [14] is used after generating a pair of Higgs bosons in order to decay both Higgs bosons into two bottom quarks and two photons. For parton showering and hadronization, `PYTHIA8` [15] is used. Here an appropriate setup provided by `POWHEG-BOX-V2` is used to correctly perform a matching of `POWHEG-BOX-V2` with `PYTHIA8`. Finally, fast detector simulation and analysis at the HL-LHC are performed using `Delphes3` [16] with the ATLAS template. The parameters in the template are tuned as in Ref. [11].

For generation and simulation of backgrounds, we closely follow Ref. [11], except for the use of the post-LHC PDF set of `CT14L0` [17] and merged cross sections for non-resonant backgrounds. More precisely, for the two main non-resonant backgrounds of $b\bar{b}\gamma\gamma$ and $c\bar{c}\gamma\gamma$, we use the merged cross sections and distributions by MLM matching [18, 19] with `xqcut` and Q_{cut} set to 20 GeV and 30 GeV, respectively. For the remaining non-resonant backgrounds, we are using the cross sections and distributions obtained by applying the generator-level cuts listed in Eq. (2) as adopted in Ref. [20] which might provide more reliable and conservative estimation of the non-resonant backgrounds containing light jets [11].

The information on the matrix-element generation, parton showering, and hadronization is summarized in Table I. The signal cross section at NNLO order in QCD is calculated according to

$$\sigma^{\text{NNLO}}(\lambda_{3H}) = K_{\text{SM}}^{\text{NNLO/NLO}} \sigma^{\text{NLO}}(\lambda_{3H}), \quad (1)$$

where λ_{3H} -dependent NLO cross section of $\sigma^{\text{NLO}}(\lambda_{3H})$ is computed by the use of `POWHEG-BOX-V2` and we take $K_{\text{SM}}^{\text{NNLO/NLO}} = 1.116$ [21]. For the cross sections of non-resonant and $t\bar{t}\gamma$ backgrounds, the following generator-level cuts are applied at parton level in order to remove

TABLE II. Sequence of event pre-selection criteria applied in this analysis.

Sequence	Event Pre-Selection Criteria
1	Di-photon trigger condition, ≥ 2 isolated photons with $P_T > 25$ GeV, $ \eta < 2.5$
2	≥ 2 isolated photons with $P_T > 30$ GeV, $ \eta < 1.37$ or $1.52 < \eta < 2.37$, $\Delta R_{\gamma\gamma,j\gamma} > 0.4$
3	≥ 2 jets identified as b-jets with leading(sub-leading) $P_T > 40(30)$ GeV, $ \eta < 2.4$, $\Delta R_{bb} > 0.4$
4	Events are required to contain ≤ 5 jets with $P_T > 30$ GeV within $ \eta < 2.5$
5	No isolated leptons with $P_T > 25$ GeV, $ \eta < 2.5$

the divergence associated with the photons or jets:

$$\begin{aligned}
 P_{T_j} > 20 \text{ GeV}, P_{T_b} > 20 \text{ GeV}, P_{T_\gamma} > 25 \text{ GeV}, P_{T_l} > 10 \text{ GeV}, \\
 |\eta_j| < 5, |\eta_\gamma| < 2.7, |\eta_l| < 2.5, \Delta R_{jj,ll,\gamma\gamma,\gamma j,jl,\gamma l} > 0.4, \\
 M_{jj} > 25 \text{ GeV}, M_{bb} > 45 \text{ GeV}, 60 < M_{\gamma\gamma} < 200 \text{ GeV}.
 \end{aligned} \tag{2}$$

Note that, in Table I, signal and the $ggH(\rightarrow \gamma\gamma)$ and $t\bar{t}$ backgrounds are generated at NLO and normalized to the cross sections computed at the accuracy denoted in ‘Order in QCD’. And the remaining backgrounds are generated at LO and normalized to the cross sections computed at the accuracy denoted in ‘Order in QCD’.

III. TMVA ANALYSIS

Before performing a multivariate analysis using Toolkit for Multivariate Data Analysis (TMVA) [22] with ROOTv6.18 [23], a sequence of event selections is applied to the signal and background event samples, see Table II. And then we choose the following eight kinematic variables for TMVA:

$$M_{bb}, P_T^{bb}, \Delta R_{bb}; M_{\gamma\gamma}, P_T^{\gamma\gamma}, \Delta R_{\gamma\gamma}; M_{\gamma\gamma bb}, \Delta R_{\gamma b}. \tag{3}$$

We observe that significance can be meaningfully improved by judiciously choosing the two photons or two b quarks for the above TMVA variables. For $M_{bb,\gamma\gamma}$ and $P_T^{bb,\gamma\gamma}$, in terms of P_T , we choose the least energetic two photons or two b quarks while the most energetic

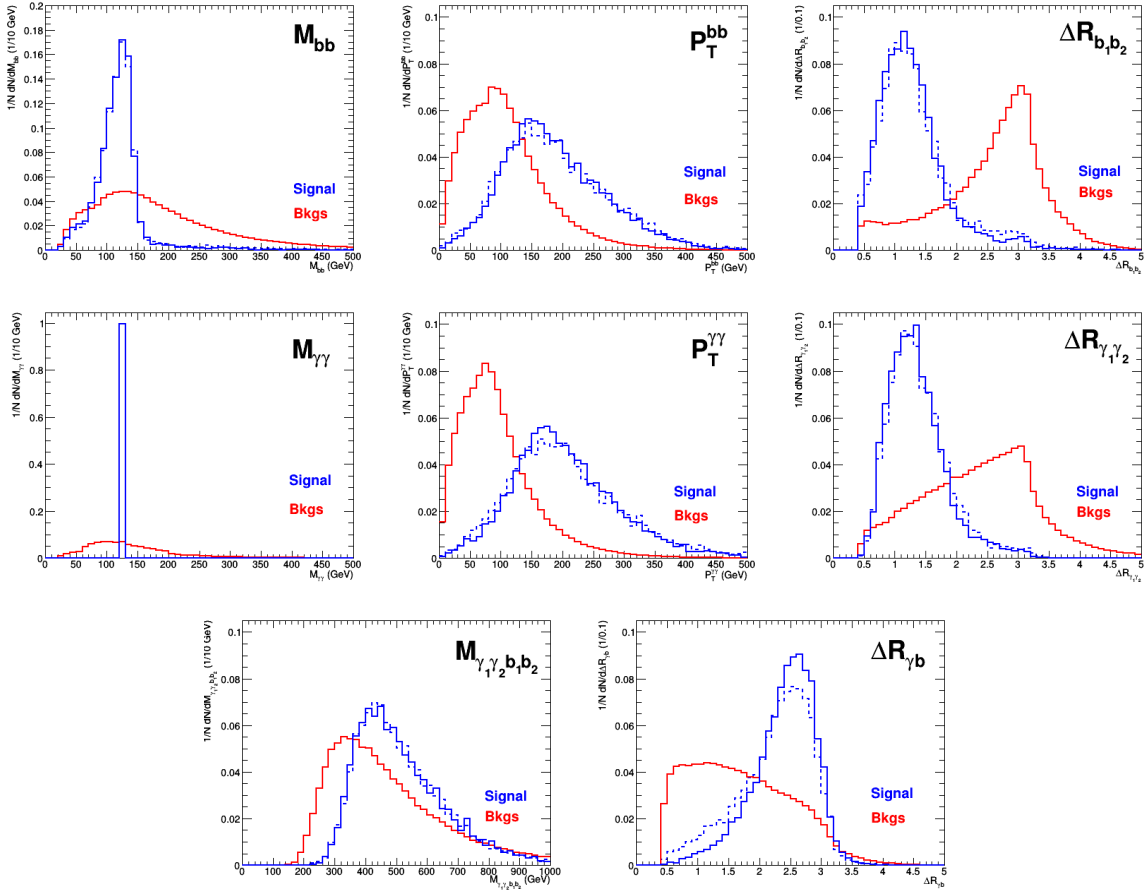


FIG. 1. Normalized distributions of the eight kinematic variables for TMVA for the SM signal with $\lambda_{3H} = 1$ (blue) and backgrounds (red) after applying the event pre-selections cuts in Table II . For comparisons, the LO signal distributions are also shown in dashed-blue lines.

ones are chosen for $\Delta R_{bb,\gamma\gamma}$ and $M_{\gamma\gamma bb}$. For $\Delta R_{\gamma b}$, on the other hand, we choose the least energetic b and the next-to-the-least energetic photon.

In Fig. 1, we show the normalized distributions of the eight kinematic variables for the SM signal with $\lambda_{3H} = 1$ (blue) and backgrounds (red) after applying the event pre-selection cuts in Table II. We observe the broad peak around 125 GeV in the M_{bb} distribution of the signal while the peak in the $M_{\gamma\gamma}$ distribution of the signal is very sharp. The signal tends to give larger transverse momenta of $P_T^{bb,\gamma\gamma}$ while it is more populated in the region of smaller $\Delta R_{bb,\gamma\gamma}$, implying a strong negative correlation between P_T and ΔR . Furthermore, the signal has larger $M_{\gamma\gamma bb}$ and its distribution is peaked around 400 GeV, and $\Delta R_{\gamma b}$ provides another good discriminant observable.

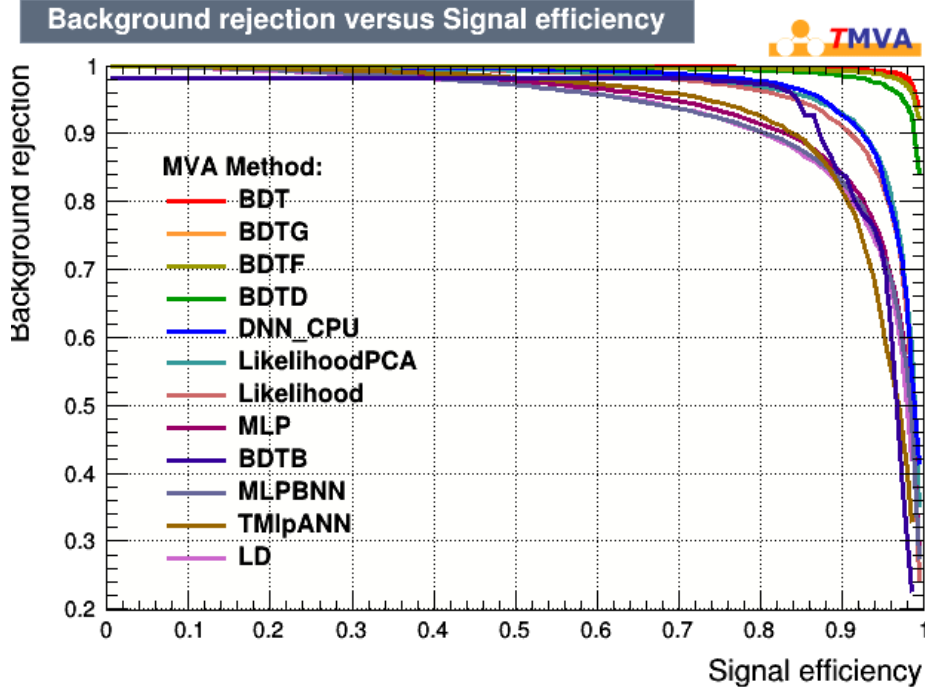


FIG. 2. The Receiver Operating Characteristic (ROC) curves of different multivariate analysis (MVA) methods provided by TMVA.

First of all, we try various multivariate analysis (MVA) methods provided by TMVA with the eight kinematic variables listed above. For this we use the default TMVA setup for each method. The receiver operating characteristic (ROC) curves for various methods are shown in Fig. 2. We find that the BDT-related methods show higher performance with better signal efficiency and stronger background rejection. We choose the best method of BDT for our analysis.

Before presenting the results of our analysis, we describe our setup for BDT briefly here. For each event sample of signal and backgrounds, we randomly divide it into two halves with a default split seed. The first half is used for training and the second one for testing. For this, we use the following commands:

```
nTrain_Signal=0:nTrain_Background=0:SplitMode=Random:NormMode=None:!V.
```

Then in order to improve performance of a trained BDT, we use 800 trees and node splitting is allowed only when the number of events in a node is larger than 2.5% of total number of events of the training sample. Maximum tree depth is set to 4. Training is carried out using Adaptive Boost with learning rate $\beta = 0.5$. One half of the training sample is

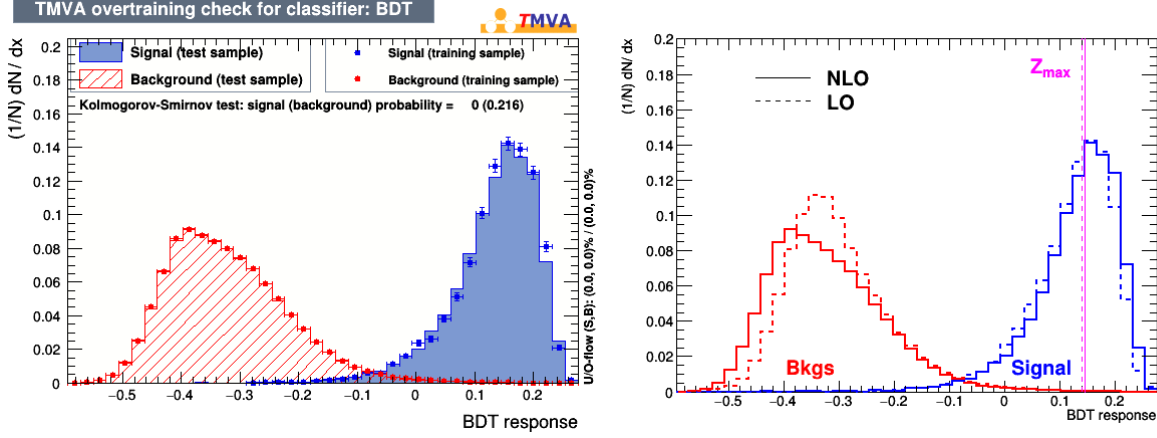


FIG. 3. (Left) Normalized SM BDT responses for test (histogram) and training (dots with error bars) samples. BDT responses for signal (blue) and background (red) samples mostly populates in the regions with positive and negative BDT response, respectively. (Right) Normalized BDT responses for test sample obtained by using NLO (solid) and LO (dashed) distributions of the eight TMVA input variables. The vertical lines show the position of the optimal cut on the BDT response which maximizes the significance.

randomly chosen at the end of each boosting iteration. The cut value on the variable in a node is optimized by comparing the separation index of the parent node and the sum of the indices of the two daughter ones. In our work, we choose Gini Index for the separation index. Finally, the whole range of the variable is equally gridded into 20 cells. The specific commands used for the performance improvement of BDT training are as follows:

```
NTrees=800:MinNodeSize=2.5%:MaxDepth=4:BoostType=AdaBoost:AdaBoostBeta=0.5:
UseBaggedBoost:BaggedSampleFraction=0.5:SeparationType=GiniIndex:nCuts=20.
```

IV. RESULTS

In the left panel of Fig. 3, we show the BDT responses obtained using BDT trained for $\lambda_{3H} = 1$ which is to be called BDT_{SM} shortly. By validating the BDT distributions for the training sample (dots with error bars) with those for the test sample (histogram), we check that BDT_{SM} is not overtrained. In the right panel of Fig. 3, we compare the BDT responses for the test sample obtained using NLO (solid) and LO (dashed) distributions of the eight kinematic variables for TMVA. We observe that the NLO BDT distributions

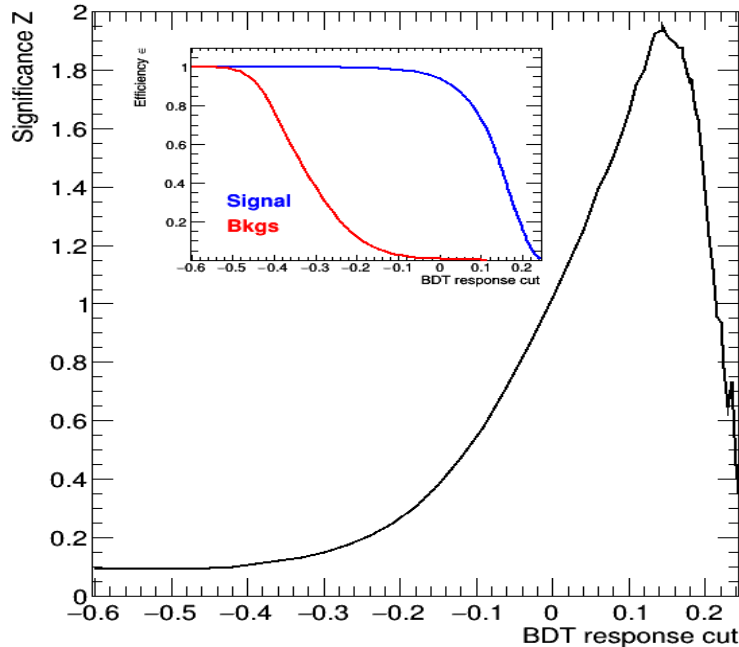


FIG. 4. Signal and background efficiencies (inset) and significance Z as functions of BDT response cut. BDT_{SM} is used.

provide quite better separation between signal and background. Incidentally, by the vertical lines, we denote the position of the optimal cut on the BDT response which maximizes the significance of Z :

$$Z = \sqrt{2 \cdot [(s + b) \cdot \ln(1 + s/b) - s]} \quad (4)$$

where s and b represent the numbers of signal and background events, respectively.

In Fig. 4, using BDT_{SM} , we show the behavior of signal and background efficiencies and significance Z according to the variation of the cut value on BDT response. We observe the significance can reach up to 1.95 when 0.145 is taken for the BDT response cut and, at which, the signal and background efficiencies are 0.50 and 4.9×10^{-4} , respectively.

In Table III, we present expected number of signal and background events at the HL-LHC assuming 3000 fb^{-1} using BDT_{SM} with the BDT response cut of 0.145. We find that the significance is 1.95 with about 9 signal and 18 background events for $\lambda_{3H} = 1$. Comparing to the results using the cut-and-count analysis [11], we find that the number of signal events decreases by only 10% while the number of backgrounds by almost 80%, resulting in an increase in significance from 1.09 to 1.95. Note that the composition of backgrounds changes

TABLE III. Expected number of signal and background events at the HL-LHC assuming 3000 fb⁻¹ using BDT_{SM} with the BDT response cut of 0.145. We consider the four representative values of λ_{3H} for signal and the backgrounds are separated into three categories. For comparisons, we also show the results obtained using the cut-and-count analysis [11].

Signal and Backgrounds	Expected yields (3000 fb ⁻¹)		
	Pre-Selection	BDT _{SM}	Cut-and-Count
$H(b\bar{b})H(\gamma\gamma), \lambda_{3H} = -5$	223.22	72.73	90.19
$H(b\bar{b})H(\gamma\gamma), \lambda_{3H} = 0$	33.69	14.63	16.70
$\mathbf{H(b\bar{b})H(\gamma\gamma), \lambda_{3H} = 1}$	17.77	8.85	9.63
$H(b\bar{b})H(\gamma\gamma), \lambda_{3H} = 5$	26.37	4.04	6.77
$ggH(\gamma\gamma)$	70.72	3.94	7.04
$t\bar{t}H(\gamma\gamma)$	157.20	3.64	13.14
$ZH(\gamma\gamma)$	23.60	2.27	3.60
$b\bar{b}H(\gamma\gamma)$	2.65	0.08	0.13
$b\bar{b}\gamma\gamma$	4676.36	3.72	10.92
$c\bar{c}\gamma\gamma$	3787.00	1.20	5.41
$jj\gamma\gamma$	1015.48	0.39	2.89
$b\bar{b}j\gamma$	10017.91	0.82	13.91
$c\bar{c}j\gamma$	4679.36	0.55	4.78
$b\bar{b}jj$	2517.71	0.05	3.83
$Z(b\bar{b})\gamma\gamma$	184.07	0.32	0.88
$t\bar{t} (\geq 1 \text{ leptons})$	7338.84	0.35	5.09
$t\bar{t}\gamma (\geq 1 \text{ leptons})$	2369.11	0.62	3.69
Total Background	36839.99	17.94	75.31
Significance $Z, \lambda_{3H} = 1$		1.95	1.09

drastically by the use of BDT. In the cut-and-count analysis, the non-resonant background is about two times larger than the single-Higgs associated background. While, in the BDT analysis, the single-Higgs associated background is larger than the non-resonant one and $t\bar{t}$

associated background becomes negligible. Also, we find that the Higgs boson self-coupling can now be constrained to $1.00 < \lambda_{3H} < 6.22$ at 95% confidence level (CL), which removes the region of negative λ_{3H} in contrast to the results based on the cut-and-count analysis.

Even the significance standing at 1.95 may not be high enough to make a precise measurement of the trilinear Higgs self-coupling at the HL-LHC, we implement a likelihood fitting of $M_{\gamma\gamma bb}$ distribution to quantify the uncertainty in the determination of λ_{3H} and to see how much the two-fold ambiguity in the determination could be lifted up.

In the upper frame of Fig. 5, we show $M_{\gamma\gamma bb}$ distributions for the signal and background combined taking the representative four values of λ_{3H} . The shaded histogram shows the distribution with background only. In the lower frame of Fig. 5, we show the log likelihood distribution obtained by fitting the signal-plus-background $M_{\gamma\gamma bb}$ distributions with the nominal value of $\lambda_{3H} = 1$. The solid line shows the result of a polynomial fitting and we find the 1σ confidence interval (CI) of $0.1 < \lambda_{3H} < 2.2 \cup 5.4 < \lambda_{3H} < 6.6$. We observe that the two-fold ambiguity is slightly lifted up by the amount of $\Delta[-\ln(L_{\lambda_{3H}}/L_{\lambda_{3H}=1})] \simeq 0.4$.

So far we have used the BDT trained for $\lambda_{3H} = 1$ or BDT_{SM} independently of the input value of λ_{3H} . Without knowing the value of λ_{3H} a priori, it would be more desirable to use separate BDTs trained for specific values of λ_{3H} , which we wish to call $\text{BDT}_{\lambda_{3H}}$ in short for further references. In Fig. 6, we show the contour plot showing the 1σ and 2σ CI regions obtained by likelihood fitting of $M_{\gamma\gamma bb}$ distributions. For each value of λ_{3H}^{in} , we use the corresponding $\text{BDT}_{\lambda_{3H}}$ together with $\lambda_{3H} = \lambda_{3H}^{\text{in}}$ nominal set and the BDT response cut is set to maximize significance. Using $\text{BDT}_{\lambda_{3H}}$, the 95% CL region is narrowed into $1.01 < \lambda_{3H} < 5.42$ at 95% CL. Compared to that obtained using BDT_{SM} , we observe the noticeable changes of Z for $\lambda_{3H} \gtrsim 4$. And we also find there exists a bulk region of $0.5 \lesssim \lambda_{3H} \lesssim 4.5$ in which it is hard for one to pin down the trilinear coupling, see the $1\text{-}\sigma$ error region delimited by solid lines in Fig. 6.

In Fig. 3, we show that using the NLO distributions of signal for TMVA may lead to the better results. For a quantitative comparison, we use the LO distributions for TMVA and find that the significance can reach up to 1.79 with about 9 signal and 20 background events. The details of the NLO and LO results based on BDT_{SM} are presented in Table IV where we also make comparison with the recent ATLAS result without systematic uncertainties [24] in which the LO distributions of signal and the generator-level cuts Eq. (2) adopted in Ref. [20] are used for TMVA.

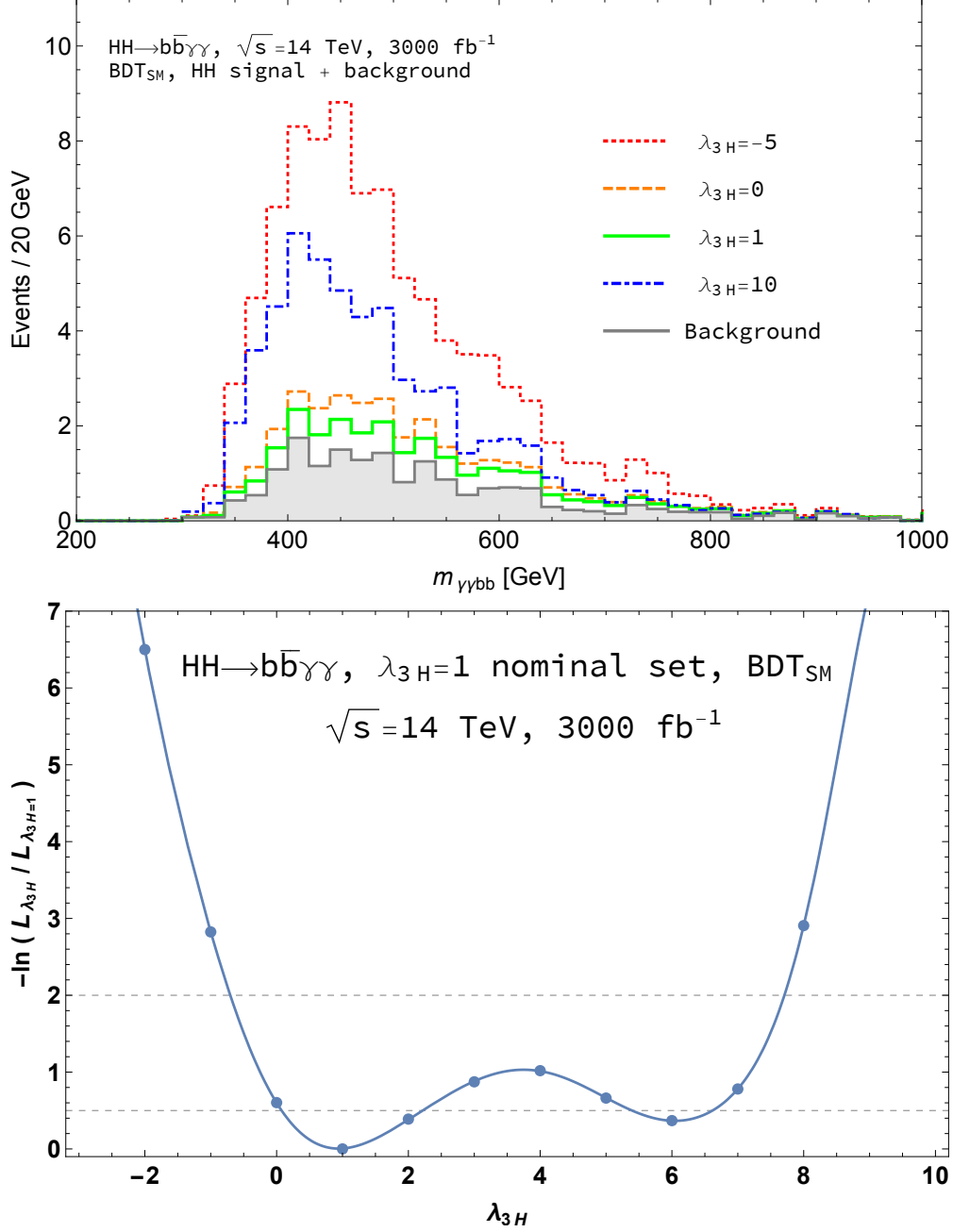


FIG. 5. (Upper) $M_{\gamma\gamma bb}$ distributions at HL-LHC for the signal and background combined, assuming 3000 fb^{-1} and using BDT_{SM} with the BDT response cut of 0.145. (Lower) The relative log likelihood distribution for the nominal value of $\lambda_{3H} = 1$. The dashed line at 0.5 (2.0) indicate the values corresponding to a 1σ (2σ) confidence interval.

Lastly, we consider the impacts of the TMVA random seed used to divide each event sample of signal and backgrounds into the training and test samples and the Monte Carlo (MC) random seed for the signal event samples. And we check that the fluctuation of the

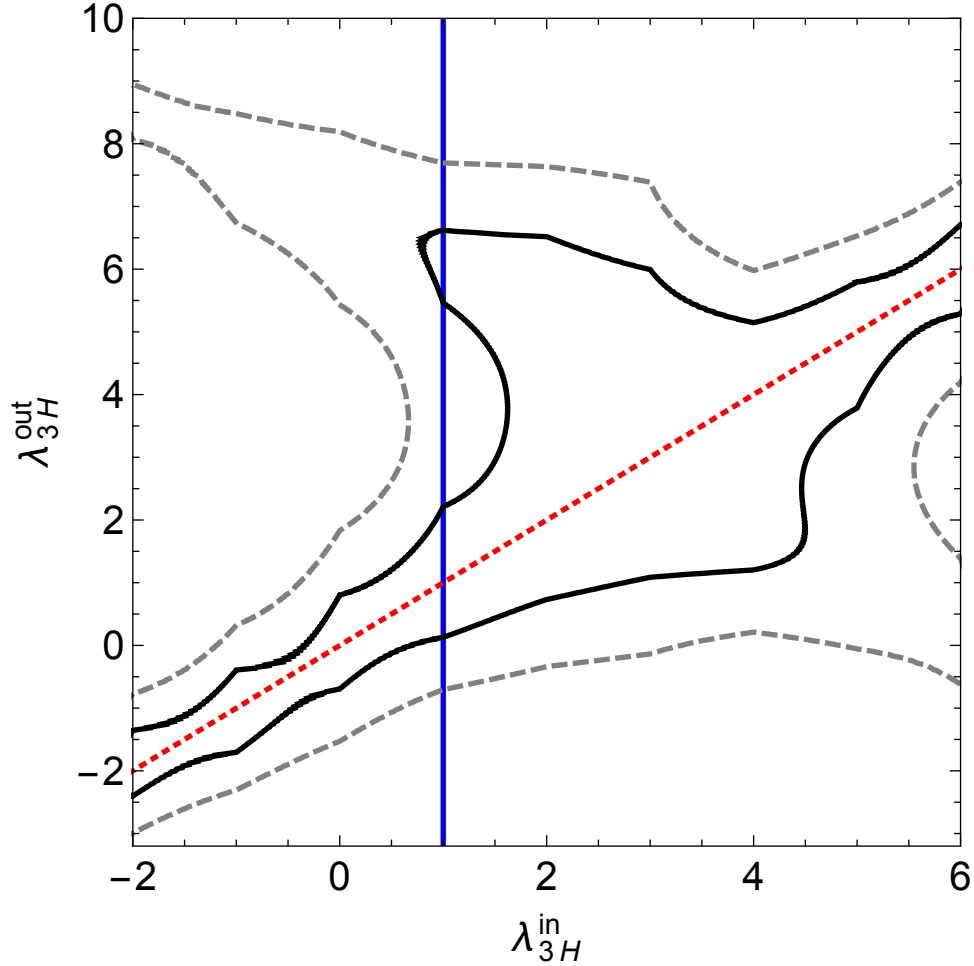


FIG. 6. The 1- and 2- σ CI regions versus the input values of λ_{3H}^{in} at the HL-LHC assuming 3 ab^{-1} . The CI regions are obtained by likelihood fitting of $M_{\gamma\gamma bb}$ distributions using $\text{BDT}_{\lambda_{3H}}$. The solid and dashed lines delimit the 1- and 2- σ CI regions, respectively. And the diagonal red dotted line denotes $\lambda_{3H}^{\text{out}} = \lambda_{3H}^{\text{in}}$ and the vertical blue line at $\lambda_{3H}^{\text{in}} = 1$ indicates the case shown in the lower frame of Fig. 5 with BDT_{SM} .

significance due to the changes of random seeds is negligible.

V. CONCLUSIONS

Higgs-pair production is the most useful avenue to the understanding of the EWSB sector. We have studied in great details, with the help of machine learning, the sensitivity of measuring the trilinear Higgs self-coupling λ_{3H} that one can expect at the HL-LHC with 3000 fb^{-1} . With TMVA one can improve upon the signal-to-background significance over

TABLE IV. NLO and LO results obtained using BDT_{SM} and comparison with the recent ATLAS result [24]. Z_{max} , $s|_{Z_{\text{max}}}$, and $b|_{Z_{\text{max}}}$ denote the significance, the number of signal events, and the number of background events, respectively, obtained after applying the BDT cut which maximizes the significance. Also compared are the 95% CL and 1σ CI ranges of λ_{3H} .

	BDT_{SM}		ATLAS_2018 [24]
	MLM \oplus NLO _{dist.}	MLM \oplus LO _{dist.}	Ref. [20] \oplus LO _{dist.}
Z_{max}	1.95	1.79	2.1
$s _{Z_{\text{max}}}$	8.85	8.61	6.46
$b _{Z_{\text{max}}}$	17.94	20.44	6.8
95% CL	(1.00, 6.22)	(0.87, 6.55)	(1.3, 6.2)
1σ CI	$(0.1, 2.2) \cup (5.4, 6.6)$	$(0.1, 2.3) \cup (5.3, 6.7)$	$(-0.1, 2.4)$

the traditional cut-based analysis. In this work, we have shown that the significance is improved by about 80% and found a narrower range of λ_{3H} below the sensitivity. With BDTs trained for each value of λ_{3H} , we found the bulk region down to $0.5 \lesssim \lambda_{3H} \lesssim 4.5$ in which one cannot pin down the trilinear coupling.

ACKNOWLEDGMENT

We thank Chih-Ting Lu for initial participation. This work was supported by the National Research Foundation of Korea (NRF) grant No. NRF- 2016R1E1A1A01943297. K.C. was supported by the MoST of Taiwan under grant number MOST-105-2112-M-007-028-MY3 and 107-2112-M-007-029-MY3. J.P. was supported by the NRF grant No. NRF-2018R1D1A1B07051126.

-
- [1] G. Aad *et al.* [ATLAS Collaboration], “Observation of a new particle in the search for the Standard Model Higgs boson with the ATLAS detector at the LHC,” *Phys. Lett. B* **716**, 1 (2012) [arXiv:1207.7214 [hep-ex]]; S. Chatrchyan *et al.* [CMS Collaboration], “Observation of a new boson at a mass of 125 GeV with the CMS experiment at the LHC,” *Phys. Lett. B* **716**, 30 (2012) [arXiv:1207.7235 [hep-ex]].
- [2] K. Cheung, J. S. Lee and P. Y. Tseng, “Higgs Precision (Higgcision) Era begins,” *JHEP* **1305** (2013) 134 doi:10.1007/JHEP05(2013)134 [arXiv:1302.3794 [hep-ph]]; K. Cheung, J. S. Lee and P. Y. Tseng, “Higgs precision analysis updates 2014,” *Phys. Rev. D* **90** (2014) 095009 doi:10.1103/PhysRevD.90.095009 [arXiv:1407.8236 [hep-ph]];
- [3] K. Cheung, J. S. Lee and P. Y. Tseng, arXiv:1810.02521 [hep-ph].
- [4] E. W. N. Glover and J. J. van der Bij, *Nucl. Phys. B* **309** (1988) 282. doi:10.1016/0550-3213(88)90083-1; D. A. Dicus, C. Kao and S. S. D. Willenbrock, *Phys. Lett. B* **203** (1988) 457. doi:10.1016/0370-2693(88)90202-X; T. Plehn, M. Spira and P. M. Zerwas, *Nucl. Phys. B* **479** (1996) 46 Erratum: [*Nucl. Phys. B* **531** (1998) 655] doi:10.1016/0550-3213(96)00418-X, 10.1016/S0550-3213(98)00406-4 [hep-ph/9603205]; A. Djouadi, W. Kilian, M. Muhlleitner and P. M. Zerwas, *Eur. Phys. J. C* **10** (1999) 45 doi:10.1007/s100529900083 [hep-ph/9904287]; S. Dawson, S. Dittmaier and M. Spira, *Phys. Rev. D* **58** (1998) 115012 doi:10.1103/PhysRevD.58.115012 [hep-ph/9805244]; U. Baur, T. Plehn and D. L. Rainwater, *Phys. Rev. D* **67** (2003) 033003 doi:10.1103/PhysRevD.67.033003 [hep-ph/0211224]; T. Binoth, S. Karg, N. Kauer and R. Ruckl, *Phys. Rev. D* **74** (2006) 113008 doi:10.1103/PhysRevD.74.113008 [hep-ph/0608057].
- [5] U. Baur, T. Plehn and D. L. Rainwater, *Phys. Rev. D* **68** (2003) 033001 doi:10.1103/PhysRevD.68.033001 [hep-ph/0304015]; U. Baur, T. Plehn and D. L. Rainwater, *Phys. Rev. Lett.* **89** (2002) 151801 doi:10.1103/PhysRevLett.89.151801 [hep-ph/0206024]; U. Baur, T. Plehn and D. L. Rainwater, *Phys. Rev. D* **69** (2004) 053004 doi:10.1103/PhysRevD.69.053004 [hep-ph/0310056].
- [6] J. Baglio, A. Djouadi, R. Grber, M. M. Mhlleitner, J. Quevillon and M. Spira, *JHEP* **1304**, 151 (2013) [arXiv:1212.5581 [hep-ph]]; J. Grigo, J. Hoff, K. Melnikov and M. Steinhauser, *Nucl. Phys. B* **875** (2013) 1 doi:10.1016/j.nuclphysb.2013.06.024 [arXiv:1305.7340 [hep-ph]];

- V. Barger, L. L. Everett, C. B. Jackson and G. Shaughnessy, *Phys. Lett. B* **728** (2014) 433 doi:10.1016/j.physletb.2013.12.013 [arXiv:1311.2931 [hep-ph]]; W. Yao, arXiv:1308.6302 [hep-ph].
- [7] C. Englert, F. Krauss, M. Spannowsky and J. Thompson, *Phys. Lett. B* **743**, 93 (2015) [arXiv:1409.8074 [hep-ph]]; T. Liu and H. Zhang, arXiv:1410.1855 [hep-ph]; D. E. Ferreira de Lima, A. Papaefstathiou and M. Spannowsky, *JHEP* **1408**, 030 (2014) [arXiv:1404.7139 [hep-ph]]; V. Barger, L. L. Everett, C. B. Jackson and G. Shaughnessy, *Phys. Lett. B* **728**, 433 (2014) [arXiv:1311.2931 [hep-ph]]; E. Asakawa, D. Harada, S. Kanemura, Y. Okada and K. Tsumura, *Phys. Rev. D* **82**, 115002 (2010) [arXiv:1009.4670 [hep-ph]]; A. Papaefstathiou, L. L. Yang and J. Zurita, *Phys. Rev. D* **87**, no. 1, 011301 (2013) [arXiv:1209.1489 [hep-ph]]; A. Papaefstathiou, arXiv:1504.04621 [hep-ph]; R. Frederix, S. Frixione, V. Hirschi, F. Maltoni, O. Mattelaer, P. Torrielli, E. Vryonidou and M. Zaro, *Phys. Lett. B* **732**, 142 (2014) [arXiv:1401.7340 [hep-ph]].
- [8] K. Nishiwaki, S. Niyogi and A. Shivaji, *JHEP* **1404**, 011 (2014) [arXiv:1309.6907 [hep-ph]]; M. Gouzevitch, A. Oliveira, J. Rojo, R. Rosenfeld, G. P. Salam and V. Sanz, *JHEP* **1307**, 148 (2013) [arXiv:1303.6636 [hep-ph]]; M. J. Dolan, C. Englert and M. Spannowsky, *JHEP* **1210**, 112 (2012) [arXiv:1206.5001 [hep-ph]]; A. Azatov, R. Contino, G. Panico and M. Son, arXiv:1502.00539 [hep-ph]; N. Liu, S. Hu, B. Yang and J. Han, *JHEP* **1501**, 008 (2015) [arXiv:1408.4191 [hep-ph]]; F. Goertz, A. Papaefstathiou, L. L. Yang and J. Zurita, *JHEP* **1504**, 167 (2015) [arXiv:1410.3471 [hep-ph]]; R. Grober, M. Muhlleitner, M. Spira and J. Streicher, arXiv:1504.06577 [hep-ph]; F. Goertz, A. Papaefstathiou, L. L. Yang and J. Zurita, *JHEP* **1306**, 016 (2013) [arXiv:1301.3492 [hep-ph]]; R. Contino, M. Ghezzi, M. Moretti, G. Panico, F. Piccinini and A. Wulzer, *JHEP* **1208**, 154 (2012) [arXiv:1205.5444 [hep-ph]]; C. R. Chen and I. Low, *Phys. Rev. D* **90**, no. 1, 013018 (2014) [arXiv:1405.7040 [hep-ph]]; R. S. Gupta, H. Rzehak and J. D. Wells, *Phys. Rev. D* **88** (2013) 055024 doi:10.1103/PhysRevD.88.055024 [arXiv:1305.6397 [hep-ph]]; D. Goncalves, T. Han, F. Kling, T. Plehn and M. Takeuchi, arXiv:1802.04319 [hep-ph]; Q. H. Cao, B. Yan, D. M. Zhang and H. Zhang, *Phys. Lett. B* **752** (2016) 285 doi:10.1016/j.physletb.2015.11.045 [arXiv:1508.06512 [hep-ph]]; Q. H. Cao, G. Li, B. Yan, D. M. Zhang and H. Zhang, *Phys. Rev. D* **96** (2017) no.9, 095031 doi:10.1103/PhysRevD.96.095031 [arXiv:1611.09336 [hep-ph]]; H. J. He, J. Ren and W. Yao, *Phys. Rev. D* **93** (2016) no.1, 015003 doi:10.1103/PhysRevD.93.015003

- [arXiv:1506.03302 [hep-ph]]; C. T. Lu, J. Chang, K. Cheung and J. S. Lee, *JHEP* **1508**, 133 (2015) doi:10.1007/JHEP08(2015)133 [arXiv:1505.00957 [hep-ph]].
- [9] S. Dawson, E. Furlan and I. Lewis, *Phys. Rev. D* **87**, no. 1, 014007 (2013) [arXiv:1210.6663 [hep-ph]]; M. Gillioz, R. Grober, C. Grojean, M. Muhlleitner and E. Salvioni, *JHEP* **1210** (2012) 004 [arXiv:1206.7120 [hep-ph]]; V. Barger, L. L. Everett, C. B. Jackson, A. Peterson and G. Shaughnessy, *Phys. Rev. Lett.* **114**, 011801 (2015) [arXiv:1408.0003 [hep-ph]]; M. J. Dolan, C. Englert and M. Spannowsky, *Phys. Rev. D* **87** (2013) 5, 055002 [arXiv:1210.8166 [hep-ph]]; G. D. Kribs and A. Martin, *Phys. Rev. D* **86**, 095023 (2012) [arXiv:1207.4496 [hep-ph]]; A. Arhrib, R. Benbrik, C. H. Chen, R. Guedes and R. Santos, *JHEP* **0908**, 035 (2009) [arXiv:0906.0387 [hep-ph]]; C. O. Dib, R. Rosenfeld and A. Zerwekh, *JHEP* **0605**, 074 (2006) [hep-ph/0509179]; R. Grober and M. Muhlleitner, *JHEP* **1106**, 020 (2011) [arXiv:1012.1562 [hep-ph]]; J. M. No and M. Ramsey-Musolf, *Phys. Rev. D* **89**, no. 9, 095031 (2014) [arXiv:1310.6035 [hep-ph]]; B. Hespel, D. Lopez-Val and E. Vryonidou, *JHEP* **1409**, 124 (2014) [arXiv:1407.0281 [hep-ph]]; S. M. Etesami and M. Mohammadi Najafabadi, *Phys. Rev. D* **92** (2015) no.7, 073013 doi:10.1103/PhysRevD.92.073013 [arXiv:1505.01028 [hep-ph]]; T. Corbett, A. Joglekar, H. L. Li and J. H. Yu, arXiv:1705.02551 [hep-ph].
- [10] C. Han, X. Ji, L. Wu, P. Wu and J. M. Yang, *JHEP* **1404**, 003 (2014) [arXiv:1307.3790 [hep-ph]]; U. Ellwanger, *JHEP* **1308**, 077 (2013) [arXiv:1306.5541 [hep-ph]]; J. Cao, Z. Heng, L. Shang, P. Wan and J. M. Yang, *JHEP* **1304**, 134 (2013) [arXiv:1301.6437 [hep-ph]]; B. Bhattacharjee and A. Choudhury, *Phys. Rev. D* **91**, no. 7, 073015 (2015) [arXiv:1407.6866 [hep-ph]]; D. T. Nhung, M. Muhlleitner, J. Streicher and K. Walz, *JHEP* **1311** (2013) 181 doi:10.1007/JHEP11(2013)181 [arXiv:1306.3926 [hep-ph]].
- [11] J. Chang, K. Cheung, J. S. Lee, C. T. Lu and J. Park, “Higgs-boson-pair production $H(\rightarrow b\bar{b})H(\rightarrow \gamma\gamma)$ from gluon fusion at the HL-LHC and HL-100 TeV hadron collider,” arXiv:1804.07130 [hep-ph].
- [12] G. Heinrich, S. P. Jones, M. Kerner, G. Luisoni and E. Vryonidou, “NLO predictions for Higgs boson pair production with full top quark mass dependence matched to parton showers,” *JHEP* **1708** (2017) 088 doi:10.1007/JHEP08(2017)088 [arXiv:1703.09252 [hep-ph]].
- [13] G. Heinrich, S. P. Jones, M. Kerner, G. Luisoni and L. Scyboz, “Probing the trilinear Higgs boson coupling in di-Higgs production at NLO QCD including parton shower effects,” *JHEP* **1906** (2019) 066 doi:10.1007/JHEP06(2019)066 [arXiv:1903.08137 [hep-ph]].

- [14] P. Artoisenet, R. Frederix, O. Mattelaer and R. Rietkerk, *JHEP* **1303**, 015 (2013) doi:10.1007/JHEP03(2013)015 [arXiv:1212.3460 [hep-ph]].
- [15] T. Sjöstrand *et al.*, *Comput. Phys. Commun.* **191**, 159 (2015) doi:10.1016/j.cpc.2015.01.024 [arXiv:1410.3012 [hep-ph]].
- [16] J. de Favereau *et al.* [DELPHES 3 Collaboration], *JHEP* **1402**, 057 (2014) doi:10.1007/JHEP02(2014)057 [arXiv:1307.6346 [hep-ex]].
- [17] S. Dulat *et al.*, *Phys. Rev. D* **93** (2016) no.3, 033006 doi:10.1103/PhysRevD.93.033006 [arXiv:1506.07443 [hep-ph]].
- [18] M. L. Mangano, M. Moretti, F. Piccinini and M. Treccani, *JHEP* **0701** (2007) 013 doi:10.1088/1126-6708/2007/01/013 [hep-ph/0611129].
- [19] J. Alwall *et al.*, *Eur. Phys. J. C* **53** (2008) 473 doi:10.1140/epjc/s10052-007-0490-5 [arXiv:0706.2569 [hep-ph]].
- [20] ATLAS Collaboration, Study of the double Higgs production channel $H(\rightarrow bb)H(\rightarrow \gamma\gamma)$ with the ATLAS experiment at the HL-LHC, ATL-PHYS-PUB-2017-001, 2017, url: <http://cds.cern.ch/record/2243387>.
- [21] M. Grazzini, G. Heinrich, S. Jones, S. Kallweit, M. Kerner, J. M. Lindert and J. Mazzitelli, *JHEP* **1805** (2018) 059 doi:10.1007/JHEP05(2018)059 [arXiv:1803.02463 [hep-ph]].
- [22] A. Hoecker, P. Speckmayer, J. Stelzer, J. Therhaag, E. von Toerne, and H. Voss, “TMVA: Toolkit for Multivariate Data Analysis,” *PoS A CAT 040* (2007) [physics/0703039].
- [23] Rene Brun and Fons Rademakers, ROOT - An Object Oriented Data Analysis Framework, Proceedings AIHENP’96 Workshop, Lausanne, Sep. 1996, *Nucl. Inst. & Meth. in Phys. Res. A* **389** (1997) 81-86. See also [root.cern.ch/](<http://root.cern.ch/>).
- [24] ATLAS Collaboration, “Measurement prospects of the pair production and self-coupling of the Higgs boson with the ATLAS experiment at the HL-LHC”, ATL-PHYS-PUB-2018-053.