

LETTER TO THE EDITOR

# Close-in giant-planet formation via in-situ gas accretion and their natal disk properties

Yasuhiro Hasegawa<sup>1</sup>, Tze Yeung Mathew Yu,<sup>2</sup> and Bradley M. S. Hansen<sup>2</sup>

<sup>1</sup> Jet Propulsion Laboratory, California Institute of Technology, Pasadena, CA 91109, USA  
e-mail: yasuihiro.hasegawa@jpl.nasa.gov

<sup>2</sup> Department of Physics & Astronomy, University of California Los Angeles, Los Angeles, CA 90095, USA

Received; accepted

## ABSTRACT

**Aims.** The origin of close-in Jovian planets is still elusive. We examine the in-situ gas accretion scenario as a formation mechanism of these planets.

**Methods.** We reconstruct natal disk properties from the occurrence rate distribution of close-in giant planets, under the assumption that the occurrence rate may reflect the gas accretion efficiency onto cores of these planets.

**Results.** We find that the resulting gas surface density profile becomes an increasing function of the distance from the central star with some structure at  $r \approx 0.1$  au. This profile is quite different from the standard minimum-mass solar nebula model, while our profile leads to better reproduction of the population of observed close-in super-Earths based on previous studies. We compute the resulting magnetic field profiles and find that our profiles can be fitted by stellar dipole fields ( $\propto r^{-3}$ ) in the vicinity of the central star and large-scale fields ( $\propto r^{-2}$ ) at the inner disk regions, either if the isothermal assumption breaks down or if nonideal MHD effects become important. For both cases, the transition between these two profiles occurs at  $r \approx 0.1$  au, which corresponds to the period valley of giant exoplanets.

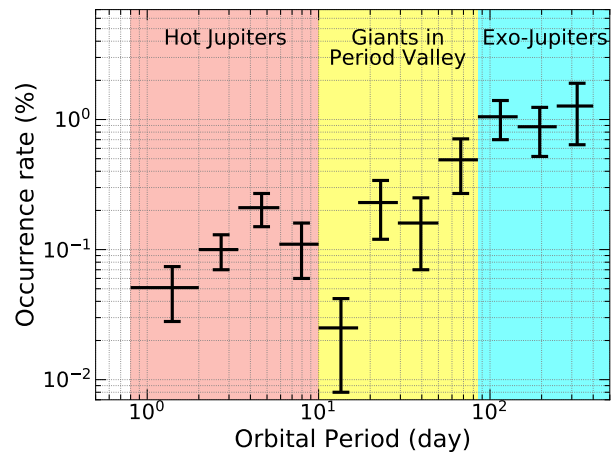
**Conclusions.** Our work provides an opportunity to test the in-situ gas accretion scenario against disk quantities, which may constrain the gas distribution of the minimum-mass *extrasolar* nebula.

**Key words.** accretion, accretion disks – magnetic fields – turbulence – planets and satellites: formation – planets and satellites: gaseous planets – protoplanetary disks

## 1. Introduction

The dawn of exoplanetary science has come with the remarkable discovery of the Jovian-mass planet orbiting in the vicinity of its host, solar-type star (Mayor & Queloz 1995). The extrasolar planets referred to as hot Jupiters have stimulated a number of follow-up studies to understand their origins (Dawson & Johnson 2018, for a recent review). The rapid accumulation of exoplanet populations has revealed that close-in Jovian planets including hot Jupiters are statistically rare (Winn & Fabrycky 2015, also see Figure 1), and their origin is still unclear.

Three modes of forming close-in Jupiters are currently offered. The first two modes are extensions of the canonical model: (proto)Jovian planets form beyond the snow line via the core accretion scenario (Pollack et al. 1996). The new ingredients are radial movement of planets during or after the process of forming. The first mode considers that inward planetary migration caused by planet–disk interaction plays the dominant role in reproducing the current orbital distribution (Lin et al. 1996; Kley & Nelson 2012). The second one attributes such short orbital periods to planet–planet interaction coupled with stellar tides (Rasio & Ford 1996; Matsumura et al. 2010). The third mode is called in-situ gas accretion because it does not require large-scale radial movement (Bodenheimer et al. 2000; Batygin et al. 2016; Boley et al. 2016). Identification of which mode(s) would be most responsible for shaping the occurrence rate of close-in Jupiters has not yet been achieved.



**Fig. 1.** Occurrence rates of close-in giant planets as a function of orbital period. The horizontal bars represent the bin sizes used in estimating the occurrence rates, while the vertical ones denote the error bars. The data are taken from Santerne et al. (2016).

The lack of migration in the in-situ scenario implies that the formation efficiency of giant planets must be determined by the local properties of their natal disks. Given that the occurrence rate of observed exoplanets should directly correlate with the formation efficiency, it may be possible to invert exoplanet observa-

tions to infer the properties of the planet-forming disks. Here, we attempt to conduct such a study, using the observational results of Santerne et al. (2016). These authors employed *Kepler* transit observations combined with radial velocity follow-up and obtained the occurrence rate distribution of close-in Jovian planets. Figure 1 shows that the distribution possesses some intriguing structure. A similar structure was seen by Petigura et al. (2018) where only the *Kepler* data were used.<sup>1</sup> The fundamental hypothesis of this work is that the planet formation efficiency and hence the occurrence rate distribution are determined by the ability of giant planet cores to accrete the local disk gas. Under this hypothesis, we show below that the occurrence rate distribution can be converted to disk properties such as the gas surface density profile and magnetic field profile threading disks. Thus, our work provides not only disk quantities for examining the in-situ gas accretion scenario, but also a test bed for the gas distribution of the minimum mass *extrasolar* nebula model (cf., Chiang & Laughlin 2013).

## 2. Occurrence rate as a probe of inner disk structures

### 2.1. Basic hypothesis

We begin with the basic hypothesis that can be drawn from the assumption that the occurrence rate distribution ( $f_{\text{OR}}(r)$ ) of close-in giant exoplanets may be viewed as a proxy for the probability of giant planet formation at  $r$ . Under the in-situ gas-accretion scenario, this probability should scale with the efficiency for planetary cores to accrete the local disk gas. Consequently, one can obtain the relationship between  $f_{\text{OR}}$  and inner disk properties (see below).

Gas accretion onto planets ( $\dot{M}_p$ ) can be divided into three stages in the core accretion scenario (e.g., Mordasini et al. 2012; Hasegawa et al. 2019). The first stage is envelope contraction around planetary cores characterized by the Kelvin-Helmholtz timescale. Given that the disk gas contained within the Hill radius of the cores with  $\geq 10M_{\oplus}$  is a few Neptune masses at most at small orbital periods, this stage would end quickly and is not important for  $f_{\text{OR}}$ . In the second stage, proto-Jovian planets keep accreting the disk gas, but the resulting accretion rate becomes too high and should eventually be limited by the *local* mass supply via disk evolution. This stage is the so-called disk-limited gas accretion. Such efficient gas accretion is needed for the formation of giant planets, some of which would constitute the samples analyzed in Santerne et al. (2016). When planets are massive enough to open up gaps in their gas disks,  $\dot{M}_p$  is determined by the gas coming from the polar direction (Morbiddelli et al. 2014). While the final mass of planets should be determined during this stage, the value does not represent the local disk properties. Instead, the mass supply from outer disks over the gas disk lifetime of  $\sim 10^6$  yr controls this quantity (Bodenheimer et al. 2000).<sup>2</sup> Thus, the disk-limited gas accretion is the most likely determinant of the gas giant formation efficiency and hence  $f_{\text{OR}}$  under the in-situ scenario. Mathematically, we formulate the disk-limited gas accretion rate as (Tanigawa & Ikoma

<sup>1</sup> Such a distribution is derived from planets that have radii of  $\sim 4 - 24R_{\oplus}$  (equivalently  $\sim 3M_{\oplus} - 80M_{\text{Jupiter}}$ ), while planets residing in the lower and upper mass ends are rare.

<sup>2</sup> Under the steady state disk accretion model,  $\dot{M}_p$  in this stage becomes an increasing function of  $r$  (e.g., see equations (8) and (9) in Hasegawa et al. 2019), which may be related to a radial distribution of the final mass of planets.

2007)

$$\begin{aligned} \dot{M}_p &= 0.29 \left( \frac{H_g}{r_p} \right)^{-2} \left( \frac{M_p}{M_*} \right)^{4/3} \Sigma_g r_p^2 \Omega \\ &\simeq 1.5 \times 10^{-3} \left( \frac{\alpha}{10^{-2}} \right)^{-1} \left( \frac{H_g/r_p}{0.05} \right)^{-4} \\ &\times \left( \frac{M_p}{10M_{\oplus}} \right)^{4/3} \left( \frac{\dot{M}_d}{10^{-8}M_{\odot} \text{ yr}^{-1}} \right) \frac{M_{\oplus}}{\text{yr}}. \end{aligned} \quad (1)$$

This formula is derived from hydrodynamical simulations (Tanigawa & Watanabe 2002) and reliably reproduces the simulation results that were run independently by different groups (Hasegawa et al. 2018, references therein). We note that the steady state disk accretion model is adopted in equation (1), where the disk accretion rate ( $\dot{M}_d$ ) is given as (Frank et al. 2002)

$$\dot{M}_d = 3\pi\nu\Sigma_g, \quad (2)$$

where  $\Sigma_g$  is the gas surface density,  $\nu = \alpha c_s H_g$  is the effective viscosity,  $c_s (\propto T_d^{1/2})$  is the sound speed,  $T_d$  is the disk temperature,  $H_g = c_s/\Omega$  is the pressure scale height, and  $\Omega$  is the Keplerian angular velocity around a solar mass star. The  $\alpha$ -parameterization is used for quantifying the efficiency of angular momentum transport in disks (Shakura & Sunyaev 1973).

Consequently, our hypothesis can be written as

$$f_{\text{OR}}(r) \equiv k_{\text{OR}} \frac{\dot{M}_p}{\dot{M}_d} \simeq 0.46 k_{\text{OR}} \left( \frac{\alpha}{10^{-2}} \right)^{-1} \left( \frac{H_g/r_p}{0.05} \right)^{-4} \left( \frac{M_p}{10M_{\oplus}} \right)^{4/3} \%, \quad (3)$$

where  $k_{\text{OR}}$  is an unknown factor related to the giant planet formation efficiency. This equation shows that a higher  $\dot{M}_p$  leads to a higher  $f_{\text{OR}}$ .

Thus, one can use  $f_{\text{OR}}$  for specifying disk properties (either  $\alpha$  or  $T_d$ ) under our hypothesis.

### 2.2. Disk model

Determination of  $T_d$  becomes fundamental for exploring natal disk structures from  $f_{\text{OR}}$  (see equation (3)). Here we describe how  $T_d$  is computed self-consistently.

Protoplanetary disks can be heated by two sources (Armitage 2011): viscous heating and stellar irradiation. Viscous heating originates from turbulent accretion stress and generally becomes important in the inner region of the disk (D'Alessio et al. 1998). On the other hand, stellar irradiation regulates the disk temperature in the outer region of disk (Chiang & Goldreich 1997). This work focuses on the inner region of disk and hence on viscous heating. Accordingly,  $T_d$  is computed as under the optically thick assumption (Ruden & Lin 1986; Nakamoto & Nakagawa 1994):

$$T_d^4 = \frac{27\tau}{128\sigma_{\text{SB}}} \Sigma_g \nu \Omega^2 = \frac{27\kappa}{128\sigma_{\text{SB}}} \left( \frac{\dot{M}_d}{3\pi} \right)^2 \frac{\Omega^3}{\alpha c_s^5}, \quad (4)$$

where  $\tau = \kappa \Sigma_g$  is the optical depth,  $\kappa$  is the opacity, and  $\sigma_{\text{SB}}$  is the Stefan-Boltzmann constant. We also assume in equation (4) that the vertical heat flux is constant and the temperature at the disk surface is negligible compared to that at the disk mid-plane (Hasegawa & Pudritz 2011). Thus,  $T_d$  can be computed self-consistently for a given value of  $\kappa$ , using equations (3) and (4).

We follow Bell et al. (1997) to specify  $\kappa$  that are functions of  $\Sigma_g$  and  $T_d$ . In the preliminary study, we considered all the opacity regimes summarized in Table 2 of Bell et al. (1997, from  $n = 1$  to  $n = 9$ , where  $n$  is the opacity regime index) and found that the results of all the cases are bracketed by those of  $n = 7$  and  $n = 8$  within the water snow line. The former case corresponds to the opacity originating from metal grains, while the latter corresponds to the opacity regime where metal grains sublimate due to high temperatures. Here, we focus only on these two opacity regimes, which are hereafter referred to as the metal grain and the sublimation cases, respectively.

In summary, there are three parameters in our model:  $k_{\text{OR}}$ ,  $\dot{M}_d$ , and  $M_p$ . We simply assume that  $k_{\text{OR}} = 1$ . For  $\dot{M}_d$ , we adopt  $10^{-8} M_\odot \text{ yr}^{-1}$  based on disk observations (Williams & Cieza 2011). We set  $M_p$  to  $10 M_\oplus$  because this value may represent the typical core mass (see Section 3 for more discussion). We note that variation of these parameters does not affect the profiles of the disk properties; variation only causes shifts in the absolute magnitude.

### 2.3. Resulting disk properties

We present all the disk properties ( $T_d$ ,  $\Sigma_g$ , and  $\alpha$ ) that are computed self-consistently. For comparison purposes, we also consider two given temperature profiles: the isothermal case ( $T_d = 10^3 \text{ K}$ ), and the flat disk case:  $T_d \simeq (2/(3\pi))^{1/4} (R_*/r)^{3/4} T_*$ , where  $R_* = 1.5 R_\odot$  and  $T_* = 5780 \text{ K}$  are the radius and temperature of the central star, respectively (Chiang & Goldreich 1997). We note that  $T_d$  is determined by stellar irradiation for the flat disk case.

Figure 2 shows our results for  $T_d$ ,  $\Sigma_g$ , and  $\alpha$ . We find that the radial variation of  $T_d$  is small for the sublimation case. Interestingly, this behavior is very similar to that seen in the isothermal case. For the metal grain case,  $T_d$  becomes a roughly decreasing function of  $r$ . This trend is broadly consistent with the results of the flat disk case. We confirm similar features for  $\Sigma_g$ . We can therefore conclude that for the opacity regime currently considered, the isothermal assumption works well for the sublimation case and the flat disk model provides reasonable results for the metal grain case. In the following, we consider only the isothermal and the flat disk cases. Our results also show that  $\Sigma_g$  traces the shape of  $f_{\text{OR}}$  for all cases considered here (see Figure 1). The in-situ gas accretion hypothesis can therefore reproduce the occurrence rate of observed close-in planets if the gas surface density of disks has a similar distribution. We now discuss the  $\alpha$  profile (see right panel). We observe that the resulting  $\alpha$  profile is characterized by  $1/\Sigma_g$ , which is expected under the steady state disk model. We note that these disk properties should be viewed as the mean values due to plausible differences in core mass and formation timing of close-in Jovian planets.

In the following, we use the above disk properties to compute the radial distribution of magnetic fields threading disks.

### 2.4. Magnetic field profile

Magnetic fields threading disks play a key role in disk evolution (Turner et al. 2014, for a review). Recent studies make it evident that the angular momentum transport of disks and the resulting  $\alpha$  are regulated by both nonideal MHD effects and vertical magnetic flux. As shown in Figure 2, however, the inner region of disks becomes hot ( $\geq 800 \text{ K}$ ) enough for thermal and collisional ionization to be effective (Gammie 1996). This indicates that the ideal MHD limit would still work well for most

parts of inner disks. We therefore consider both ideal MHD and nonideal MHD cases here.

We use the results of detailed MHD simulations. For the ideal MHD case, the angular momentum of the disk is transported radially by magnetorotational instability (MRI) and the resulting MHD turbulence (Balbus & Hawley 1998). We adopt the  $\alpha$ -expression given by Salvesen et al. (2016):

$$\alpha_{\text{S16}} = 11\beta_z^{-0.53}, \quad (5)$$

where  $\beta_z = (\rho_g c_s^2)/(B_z^2/8\pi)$  is the plasma beta,  $\rho_g = \Sigma_g/(\sqrt{2\pi}H_g)$  is the gas density at the disk midplane, and  $B_z$  is the net vertical magnetic flux threading disks.

When nonideal MHD effects (Ohmic and ambipolar diffusion and Hall term) come into play, the picture of disk evolution changes considerably. In fact, recent nonideal MHD simulations reveal that inclusion of Ohmic and ambipolar diffusion with large-scale magnetic fields can lead to the quench of MRI-induced turbulence and the launch of disk winds that remove the angular momentum of the disk in the vertical direction (Bai & Stone 2013; Bai 2013). When all three nonideal MHD terms are included, the results become sensitive to the direction of magnetic fields (aligned or anti-aligned with the rotation axis of the disk) while disks tend to be laminar and disk winds still play a considerable role in disk evolution (Bai 2014; Lesur et al. 2014). The magnetic field configuration relative to the rotation axis of the disk is unknown, and the results with Ohmic and ambipolar diffusion provide the intermediate behavior between the results of full nonideal MHD simulations with the aligned and anti-aligned cases (Bai 2013, 2014). Therefore, here we use the results of nonideal MHD simulations with Ohmic and ambipolar diffusion. Assuming that angular momentum is removed largely by disk winds vertically in almost laminar disks, equation (2) can be modified as (Hasegawa et al. 2017)

$$\dot{M}_d \simeq 4\sqrt{2\pi}r\Sigma_g c_s W_{z\phi}, \quad (6)$$

where  $W_{z\phi}$  is the normalized accretion stress originating from disk winds. We adopt the functional form of  $W_{z\phi}$  obtained by Bai (2013):

$$W_{z\phi}^{\text{B13}} = 0.23 \left( \frac{r}{1 \text{ au}} \right)^{0.46} \beta_z^{-0.66}. \quad (7)$$

Consequently, the effective  $\alpha$  can be written as

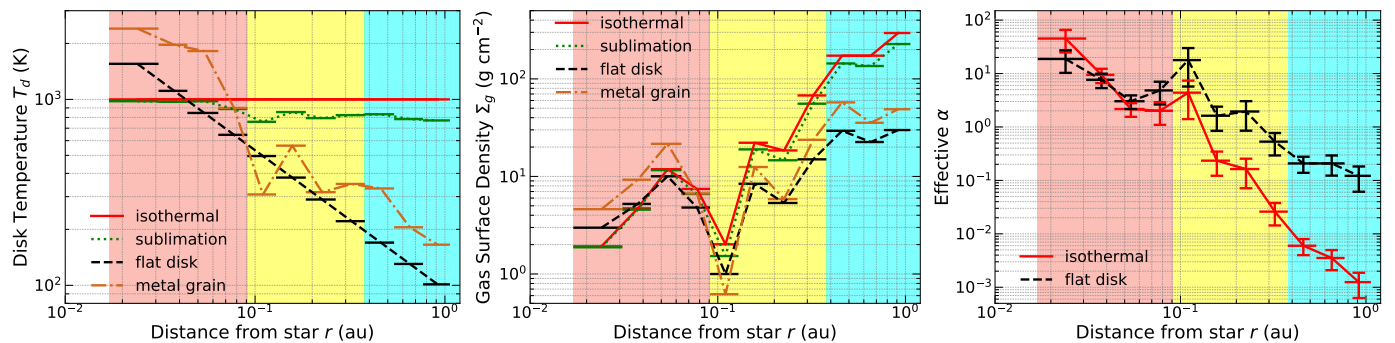
$$\alpha_{\text{B13}} \equiv \frac{4r}{3\sqrt{\pi}H_g} W_{z\phi}^{\text{B13}}. \quad (8)$$

We now compute the magnetic field profiles ( $B_z$ ) that are reconstructed from the  $\alpha$  profiles (Figure 2), using equations (5) and (8). Figure 3 shows our results. We find that there are plateaus in the resulting magnetic field profiles around  $r \simeq 0.1 \text{ au}$  for all cases. Importantly, these locations correspond to the transition between hot Jupiters and giant planets in the period valley. Our results also show that except for the isothermal case in the ideal MHD limit,  $B_z$  switches from  $r^{-3}$  to  $r^{-2}$  as  $r$  increases. It is clear that the switch in profiles originates from  $f_{\text{OR}}$ .

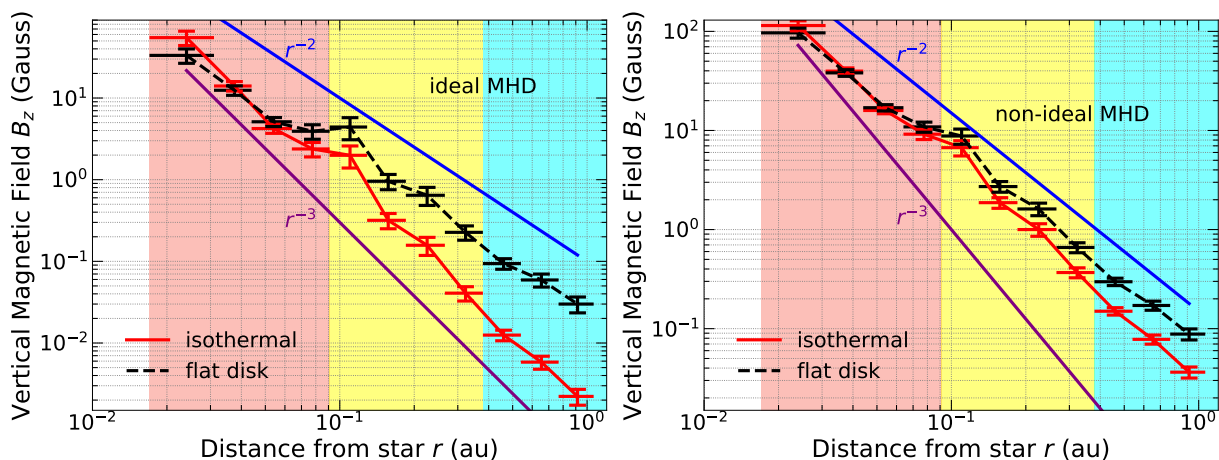
Therefore, the occurrence rate distribution can be converted to disk properties ( $\Sigma_g$ ,  $\alpha$ , and  $B_z$ ) under our hypothesis.

## 3. Discussion

We first point out that the resulting profiles of  $\Sigma_g$  and  $\alpha$  are quite different from those generated by the standard model: our  $\Sigma_g$



**Fig. 2.** Resulting structures of  $T_d$ ,  $\Sigma_g$ , and  $\alpha$  as a function of the distance from the central star in the left, central, and right panels, respectively. The results for the isothermal case are denoted by the red solid line, those for the sublimation case by the green dotted line, those for the flat disk case by the black dashed line, and those for the metal grain case by the orange dash-dotted line. As in Figure 1, the horizontal bars are displayed while error bars are omitted for the purpose of clear presentation in the left and central panels. Both the horizontal bars and error bars are displayed in the right panel.



**Fig. 3.** Resulting magnetic field profiles as a function of  $r$ , as in the right panel of Figure 2. The results for the ideal MHD case are shown in the left panel, and those for the nonideal MHD case are shown in the right panel. For reference, the profiles of  $r^{-2}$  and  $r^{-3}$  are denoted by the blue and the purple solid lines, respectively.

is a roughly increasing function of  $r$  with some structures (Figure 2), while the minimum-mass solar nebula (MMSN) model goes to  $r^{-3/2}$  (Hayashi 1981). The gas distribution in the inner region of disks is poorly constrained by the MMSN model due to the absence of gas giants there. It is worth mentioning that the importance of increasing surface density profiles with  $r$  has already been recognized in the literature. Ogihara et al. (2015) suggest that with such a profile, the population of observed close-in super-Earths can be better reproduced. We note that they assume that the origin of the profile is mass loss originating from disk winds without considering magnetic field profiles. Our results would be reasonable within  $\lesssim 1$  au because the opacity regimes currently considered are effective there; other opacity regimes become important beyond this region, which changes the gas surface density and disk temperature profiles, and the importance of nonideal MHD effects. The recent analysis of radial velocity observations suggests that the occurrence rate of giant planets may have a peak at  $r = 2 - 3$  au (Fernandes et al. 2019). This implies that other formation mechanisms would operate there as well.

For  $\alpha$ , our profile broadly predicts a decreasing function of  $r$  with some features around  $r \simeq 0.1$  au (Figure 2). In particular, one would notice that  $\alpha \gtrsim 1$  in the vicinity of the central star. We remind the readers that the absolute values of disk quantities

are scaled by model parameters ( $k_{\text{OR}}$ ,  $M_p$ , and  $\dot{M}_d$ ) and that  $k_{\text{OR}}$  is totally unknown. For reference, we have computed the plasma  $\beta_z$  value with equations (5) and (7) and confirmed that under the current setup, the values of  $\alpha$  at  $r \gtrsim 0.04$  au and at  $r \gtrsim 0.4$  au are achieved by recent ideal and nonideal MHD simulations, respectively (Salvesen et al. 2016; Bai 2013).

The most intriguing quantity would be magnetic field profiles. While it is very difficult to infer the magnetic field profile observationally, a number of theoretical studies are available. For instance, it is well recognized that disk inner edges may be threaded by stellar magnetic fields and the resulting magnetospheres would be important for disk evolution in the vicinity of classical T Tauri stars (Ghosh & Lamb 1979; Koenigl 1991). If the dipole approximation is reasonable, the stellar vertical magnetic flux ( $B_s$ ) threading disks can be written as (e.g., Armitage 2016)

$$B_s \simeq 10^3 \left( \frac{r}{1.5R_\odot} \right)^{-3} \text{ G} \simeq 41 \left( \frac{r}{2 \times 10^{-2} \text{ au}} \right)^{-3} \text{ G}. \quad (9)$$

We note that the averaged stellar surface magnetic field strength is adopted in equation (9), which is on the order of  $10^3$  G for classical T Tauri stars (e.g., Johns-Krull 2007). Such strength is probably needed for truncating the disk inner edge and making magnetospheric accretion effective (Koenigl 1991). How-

ever, spectropolarimetry observations suggest that quadrupolar and higher-order moments provide the dominant contribution to the strength (e.g., Donati et al. 2008), implying that the dipole field may be much weaker (Hartmann et al. 2016, for a review). In fact, Russo & Thompson (2015b) adopt a weak stellar field and compute the disk properties in detail (also see Russo & Thompson 2015a). Therefore, equation (9) should be viewed as an upper limit for stellar dipole fields. In addition, protoplanetary disks would be threaded by large-scale magnetic fields ( $B_d$ ) that originate from interstellar fields that are the consequence of disk formation and evolution inherited from star formation (Lubow et al. 1994; Okuzumi et al. 2014). For this case,  $B_d$  is determined by two competing processes: advection and diffusion of magnetic flux in the radial direction. Adopting the steady state solution,  $B_d$  can be given as (Okuzumi et al. 2014)

$$B_d \approx 0.1 \left( \frac{r}{1 \text{ au}} \right)^{-2} \text{ G.} \quad (10)$$

This should be viewed as an upper limit for the large-scale magnetic fields of disks because it is derived from the assumption of highly conducting accretion disks. Interestingly, our results of  $B_z$  are comparable with these two upper limits (Figure 3). This work therefore implies that stellar fields might affect the formation of hot Jupiters while large-scale fields might be important for giant planet formation beyond  $r \approx 0.1$  au. Furthermore, switching these two fields might lead to the period valley in  $f_{\text{OR}}$ .

How do our disk properties affect planetary migration? As shown by previous disk work, type I migration is halted at the disk inner edge (Masset et al. 2006; Ogihara et al. 2015). For type II migration, its speed can be reduced significantly if the planet mass at  $r = r_p$  exceeds the local disk mass ( $\Delta M_d \approx 2\pi \Sigma_g r_p^2$ , e.g., Hasegawa & Ida 2013). At  $r_p \approx 1$  au,  $\Sigma_g \sim 10^2 \text{ g cm}^{-2}$  and  $\Delta M_d \sim 24 M_{\oplus}$  for our current setup. Thus, both type I and II migration would be negligible in our model, which justifies the assumption of the in-situ scenario.

We now list the potential issues contained in this work. The most critical one is that we have adopted  $M_p = 10 M_{\oplus}$  in equation (3). The presence of such massive cores in the inner region of disks is fundamental for the in-situ gas accretion scenario. Nonetheless, equation (3) implicitly assumes that the formation frequency of such cores may be uniform there. Since *Kepler* observations show that the populations of both super-Earths and sub-Neptunes increase monotonically from 1 day to 10 days and become relatively flat beyond 10 days (e.g., Petigura et al. 2018), our assumption would be justified only for longer periods. In other words, low  $f_{\text{OR}}$  within 10 days can be caused by either low  $\Sigma_g$  or low abundance of planetary cores. We also note that the *Kepler* data lead to a similar occurrence rate distribution even with different analyses (Santerne et al. 2016; Petigura et al. 2018). On the contrary, the analysis of only radial velocity data tends to gain a higher value of the occurrence rate for close-in Jovian planets (Mayor et al. 2011). More observations and/or systematic analyses are needed to examine the difference.

We finally discuss how close-in giant planets form. Our results clearly show that the in-situ gas accretion can work for planets located beyond 0.1 au. For planets within 0.1 au, it may not be impossible to form some fraction of hot Jupiters via the in-situ gas accretion scenario as suggested by Bodenheimer et al. (2000) and this work. However, the scenario would entail certain problems, such as the need to populate massive cores and/or unreasonably high values of  $\alpha$  there. Instead, other scenarios may provide reasonable explanations for such planets. For instance, the peak value of  $f_{\text{OR}}$  at  $\sim 4$  days can be understood by the

combination of high-eccentricity migration and tidal circularization (Wu & Lithwick 2011), and other orbital features such as obliquity can be explained by the Lidov-Kozai effect (e.g., Naoz 2016).

In the near future, better modeling and observations of inner disk regions will become available to directly test our prediction and eventually to reveal the appearance of natal protoplanetary disks and how planet formation takes place in the vicinity of central stars.

*Acknowledgements.* The authors thank an anonymous referee for useful comments on our manuscript. Y.H. thanks Konstantin Batygin and Trevor David for stimulating discussions. This research was carried out at JPL/Caltech under a contract with NASA. Y.H. is supported by JPL/Caltech.

## References

- Armitage, P. J. 2011, *ARA&A*, 49, 195  
 Armitage, P. J. 2016, *ApJ*, 833, L15  
 Bai, X.-N. 2013, *ApJ*, 772, 96  
 Bai, X.-N. 2014, *ApJ*, 791, 137  
 Bai, X.-N. & Stone, J. M. 2013, *ApJ*, 769, 76  
 Balbus, S. A. & Hawley, J. F. 1998, *Reviews of Modern Physics*, 70, 1  
 Batygin, K., Bodenheimer, P. H., & Laughlin, G. P. 2016, *ApJ*, 829, 114  
 Bell, K. R., Cassen, P. M., Klahr, H. H., & Henning, T. 1997, *ApJ*, 486, 372  
 Bodenheimer, P., Hubickyj, O., & Lissauer, J. J. 2000, *Icarus*, 143, 2  
 Boley, A. C., Granados Contreras, A. P., & Gladman, B. 2016, *ApJ*, 817, L17  
 Chiang, E. & Laughlin, G. 2013, *MNRAS*, 431, 3444  
 Chiang, E. I. & Goldreich, P. 1997, *ApJ*, 490, 368  
 D'Alessio, P., Cantó, J., Calvet, N., & Lizano, S. 1998, *ApJ*, 500, 411  
 Dawson, R. I. & Johnson, J. A. 2018, *ARA&A*, 56, 175  
 Donati, J. F., Morin, J., Petit, P., et al. 2008, *MNRAS*, 390, 545  
 Fernandes, R. B., Mulders, G. D., Pascucci, I., Mordasini, C., & Emsenhuber, A. 2019, *ApJ*, 874, 81  
 Frank, J., King, A., & Raine, D. J. 2002, *Accretion Power in Astrophysics: Third Edition*  
 Gammie, C. F. 1996, *ApJ*, 457, 355  
 Ghosh, P. & Lamb, F. K. 1979, *ApJ*, 232, 259  
 Hartmann, L., Herczeg, G., & Calvet, N. 2016, *ARA&A*, 54, 135  
 Hasegawa, Y., Bryden, G., Ikoma, M., Vasisht, G., & Swain, M. 2018, *ApJ*, 865, 32  
 Hasegawa, Y., Hansen, B. M. S., & Vasisht, G. 2019, *ApJ*, 876, L32  
 Hasegawa, Y. & Ida, S. 2013, *ApJ*, 774, 146  
 Hasegawa, Y., Okuzumi, S., Flock, M., & Turner, N. J. 2017, *ApJ*, 845, 31  
 Hasegawa, Y. & Pudritz, R. E. 2011, *MNRAS*, 417, 1236  
 Hayashi, C. 1981, *Progress of Theoretical Physics Supplement*, 70, 35  
 Johns-Krull, C. M. 2007, *ApJ*, 664, 975  
 Kley, W. & Nelson, R. P. 2012, *ARA&A*, 50, 211  
 Koenigl, A. 1991, *ApJ*, 370, L39  
 Lesur, G., Kunz, M. W., & Fromang, S. 2014, *A&A*, 566, A56  
 Lin, D. N. C., Bodenheimer, P., & Richardson, D. C. 1996, *Nature*, 380, 606  
 Lubow, S. H., Papaloizou, J. C. B., & Pringle, J. E. 1994, *MNRAS*, 267, 235  
 Masset, F. S., Morbidelli, A., Crida, A., & Ferreira, J. 2006, *ApJ*, 642, 478  
 Matsumura, S., Peale, S. J., & Rasio, F. A. 2010, *ApJ*, 725, 1995  
 Mayor, M. & Queloz, D. 1995, *Nature*, 378, 355  
 Mayor, M. et al. 2011, preprint (astro-ph/1109.2497v1)  
 Morbidelli, A., Szulágyi, J., Crida, A., et al. 2014, *Icarus*, 232, 266  
 Mordasini, C., Alibert, Y., Klahr, H., & Henning, T. 2012, *A&A*, 547, A111  
 Nakamoto, T. & Nakagawa, Y. 1994, *ApJ*, 421, 640  
 Naoz, S. 2016, *ARA&A*, 54, 441  
 Ogihara, M., Morbidelli, A., & Guillot, T. 2015, *A&A*, 584, L1  
 Okuzumi, S., Takeuchi, T., & Muto, T. 2014, *ApJ*, 785, 127  
 Petigura, E. A., Marcy, G. W., Winn, J. N., et al. 2018, *AJ*, 155, 89  
 Pollack, J. B., Hubickyj, O., Bodenheimer, P., et al. 1996, *Icarus*, 124, 62  
 Rasio, F. A. & Ford, E. B. 1996, *Science*, 274, 954  
 Ruden, S. P. & Lin, D. N. C. 1986, *ApJ*, 308, 883  
 Russo, M. & Thompson, C. 2015a, *ApJ*, 815, 38  
 Russo, M. & Thompson, C. 2015b, *ApJ*, 813, 81  
 Salvsen, G., Simon, J. B., Armitage, P. J., & Begelman, M. C. 2016, *MNRAS*, 457, 857  
 Santerne, A., Moutou, C., Tsantaki, M., et al. 2016, *A&A*, 587, A64  
 Shakura, N. I. & Sunyaev, R. A. 1973, *A&A*, 24, 337  
 Tanigawa, T. & Ikoma, M. 2007, *ApJ*, 667, 557  
 Tanigawa, T. & Watanabe, S.-i. 2002, *ApJ*, 580, 506  
 Turner, N. J., Fromang, S., Gammie, C., et al. 2014, *Protostars and Planets VI*, 411  
 Williams, J. P. & Cieza, L. A. 2011, *ARA&A*, 49, 67  
 Winn, J. N. & Fabrycky, D. C. 2015, *ARA&A*, 53, 409  
 Wu, Y. & Lithwick, Y. 2011, *ApJ*, 735, 109