

Additive Bayesian variable selection under censoring and misspecification

David Rossell* and Francisco Javier Rubio†

Abstract

We study the interplay of two important issues on Bayesian model selection (BMS): the presence of censoring and model misspecification. Misspecification refers to assuming the wrong model or functional effect on the response, or not recording truly relevant covariates. We consider additive accelerated failure time (AAFT) and additive Cox proportional hazards models. Rather than forcing covariate effects to be non-linear, we propose to adaptively learn the model complexity and portray the theoretical properties. We also exploit a link between AAFT and additive probit models to extend our results and algorithms to binary responses. We consider different priors, including local priors and a novel structure that combines local and non-local priors to enforce sparsity. BMS asymptotically chooses the smallest model minimizing Kullback-Leibler divergence to the data-generating truth, specifically BMS keeps any covariate that has predictive power for either the outcome or censoring times, and discards the remaining covariates. Misspecification and censoring do affect performance, although both have an asymptotically negligible effect on false positives, their impact on power is exponential. We help understand these issues via simple descriptions of early/late censoring and the drop in the predictive accuracy provided by covariates. From a methods point of view, we develop algorithms to capitalize on the AAFT tractability, approximations to AAFT and probit likelihoods giving significant computational gains, a simple augmented Gibbs sampler to hierarchically explore the linear and non-linear effects of each covariate, and an implementation in the R package `mombf`. We conduct an extensive simulation study to illustrate the proposed methods and others based on likelihood penalties under misspecification and censoring. We present two applications concerning the effect of gene expression on colon and breast cancer.

Key Words: Additive regression; Cox Model, Model selection, Misspecification, Probit regression, Survival.

1 Introduction

Determining what covariates have an effect on a survival (time-to-event) outcome, and what is the form of their functional effect, is an important routine task in many fields, including Biomedicine, Economics and Engineering. Due to their interpretability and computational convenience it is common to use parametric and semi-parametric models such as proportional hazards (PH, Cox, 1972) or accelerated failure time (AFT) regression (Wei, 1992) and extensions. PH and AFT can be combined with Bayesian model selection (BMS) to provide a powerful mechanism to identify relevant variables, enforce sparsity and quantify uncertainty on having selected the right variables. Two potential issues however are that the precise consequences of model misspecification and censoring on BMS are not sufficiently understood. By misspecification we mean that the data are truly generated by a distribution outside the considered class, *e.g.* one may fail to record truly relevant variables or represent covariate effects inadequately. The latter issue can be addressed by enriching the model, *e.g.* via non-linear or time-dependent effects, then

*UNIVERSITAT POMPEU FABRA, DEPARTMENT OF BUSINESS AND ECONOMICS, BARCELONA, SPAIN. E-mail: david.rossell@upf.edu

†KING'S COLLEGE LONDON, DEPARTMENT OF MATHEMATICS, LONDON, WC2R 2LS, UK. E-mail: javier.rubio_alvarez@kcl.ac.uk

the potential concern is that the larger number of parameters can adversely affect inference, unless the sample size n is large enough. Censoring is also important in the sense that it reduces the effective sample size and, even as $n \rightarrow \infty$, has an effect on the selected model.

Our goal is to help understand the consequences of three important issues on BMS for survival data: misspecification, censoring, and trade-offs when including non-linear effects. We consider that the data analyst assumed either a possibly misspecified non-linear additive AFT (AAFT) or an additive Cox PH (APH) model. The AAFT model leads to a simpler interpretation of the effects of censoring and misspecification and allows a direct extension to probit regression, further in misspecified settings it has been argued to be preferable to the PH model (see the discussion below). Our theory and results however also consider misspecified APH models and the provided intuition is of value beyond these two model classes. We summarize our main contributions. We show that under mild assumptions BMS for additive AFT, Cox and probit models asymptotically selects variables that help predict the outcome (e.g. reduce mean squared error in AAFT models) or the censoring times, *i.e.* only variables that do not predict neither are discarded. We show that both censoring and wrongly specifying covariate effects has an exponential effect in power, but that asymptotically neither leads to false positive inflation. An implication for experimental design is that increasing follow-up in survival studies can significantly improve power. We also develop novel methodology to ameliorate the power drop by learning from the data if non-linear effects are actually needed, embedded in an also novel combination of non-local priors (Johnson and Rossell, 2010) and group-Zellner priors designed to induce group-level sparsity for non-linear effects. For this methodology we provide asymptotic theory, extensions of AFT algorithms that should be of value beyond our immediate BMS scope, and software (R package `mombf`).

We introduce notation for survival data (probit models are treated in Section 4). Let $o_i \in \mathbb{R}^+$ be survival times and $c_i \in \mathbb{R}^+$ be right-censoring times for individuals $i = 1, \dots, n$, $x_i \in \mathbb{R}^p$ be a covariate vector, $d_i = I(o_i < c_i)$ censoring indicators, and $y_i = \min\{\log(o_i), \log(c_i)\}$ the observed log-times. We discuss first the AAFT model. An AAFT model postulates

$$\log(o_i) = \sum_{j=1}^p g_j(x_{ij}) + \epsilon_i,$$

where $g_j : \mathbb{R} \rightarrow \mathbb{R}$ belong to a suitable function space and ϵ_i are independent across $i = 1, \dots, n$ with mean $E(\epsilon_i) = 0$ and variance $V(\epsilon_i) = \sigma^2$ (assumed finite). Typically, g_j is expressed in terms of an r -dimensional basis, *e.g.* splines or wavelets (Wood, 2017), and for our upcoming study it is convenient to decompose g_j into a linear and a non-linear component. For simplicity we take the basis and r to be pre-specified, but our results generalize directly to situations where one infers the type of basis and r via BMS. To fix ideas we describe the cubic splines used in our examples. We consider

$$\log(o_i) = x_i^\top \beta + s_i^\top \delta + \epsilon_i, \quad (1)$$

where $\beta = (\beta_1, \dots, \beta_p)^\top \in \mathbb{R}^p$, $\delta^\top = (\delta_1^\top, \dots, \delta_p^\top) \in \mathbb{R}^{rp}$ and $s_i^\top = (s_{i1}^\top, \dots, s_{ip}^\top)$ where $s_{ij} \in \mathbb{R}^r$ is the projection of x_{ij} onto a cubic spline basis orthogonalized with respect to x_{ij} (and the intercept). Specifically, s_{ij} is the i^{th} row of the $n \times r$ matrix S_j built as follows. Let X_j and \tilde{S}_j be the matrices with i^{th} rows given by $(1, x_{ij})$ and the cubic spline projection of x_{ij} (with equi-distant knots), then $S_j = (I - X_j(X_j^\top X_j)^{-1} X_j^\top) \tilde{S}_j$. We denote the parameter space by $\Gamma \subset \mathbb{R}^{p(r+1)} \times \mathbb{R}^+$, by (X, S) the design matrix with (x_i^\top, s_i^\top) in its i^{th} row, and by (X_o, S_o) and (X_c, S_c) the submatrices containing the rows for uncensored and censored individuals (respectively).

To relate the AAFT and APH models, (1) can be formulated in terms of the hazard function $h_{AFT}(t) = h_0(t \exp\{x_i^\top \beta + s_i^\top \delta\}) \exp\{x_i^\top \beta + s_i^\top \delta\}$, where h_0 is the baseline hazard. An APH model instead postulates $h_{PH}(t) = h_0(t) \exp\{x_i^\top \theta + s_i^\top \xi\}$, where $\theta \in \mathbb{R}^p$ and $\xi \in \mathbb{R}^{rp}$. Both models are special cases of the general hazard (GH) structure (Chen and Jewell, 2001)

$$h_{GH}(t) = h_0\left(t \exp\{x_i^\top \beta + s_i^\top \delta\}\right) \exp\{x_i^\top \theta + s_i^\top \xi\}, \quad (2)$$

which we also consider to portray the behaviour of misspecified AFT and APH models. Clearly, (2) contains the AFT model for $(\beta, \delta) = (\theta, \xi)$ the APH model for $(\beta, \delta) = 0$, and the accelerated hazards model when $(\theta, \xi) = 0$ (Chen et al., 2014).

There is substantial literature on parameter estimation for misspecified AFT and Cox models. Briefly, although both have similar asymptotic properties and which of them is more appropriate depends on the actual data at hand, misspecified AFT inference has been argued to be more robust and to better preserve interpretability. More precisely the maximum likelihood estimator (MLE) converges to the Kullback-Leibler (KL) optimal (β^*, δ^*) under Cox and AFT models (Struthers and Kalbfleisch, 1986; Ying, 1993) and both have comparable limiting distributions if censoring is absent or independent of x_i , though not so under covariate-dependent censoring (Solomon, 1984). DiRienzo and Lagakos (2001) reported that in misspecified Cox models, where censoring depends on x_i , the type I error can be substantial. PH and AFT models behave differently when omitting truly active variables, *e.g.* as inevitably happens if these were not recorded in the first place. A PH model with omitted variables tends to underestimate covariate effects (Struthers and Kalbfleisch, 1986; Keiding et al., 1997) and, even if the data-generating truth is a PH model, the marginal model conditioning only on the observed x_i is not (except in positive stable distributions, Hougaard, 1995). Instead, AFT models with omitted variables subsume unaccounted variability into the error term and regression parameters are interpretable as averaged effects across the population (Hougaard, 1995; Hutton and Monaghan, 2002; Lambert et al., 2004). See also Gelfand et al. (2016) and Fulcher et al. (2017) for advantages of AFT in causal mediation analysis. A misspecified AFT model can also underestimate covariate effects (Henderson and Oman, 1999) and can affect the power of frequentist tests, though simple strategies to control the type I are available (Solomon, 1984; Hutton and Monaghan, 2002; Hattori, 2012). To summarize, censoring and misspecification can have non-trivial effects on parameter estimates and classical hypothesis tests.

In terms of variable selection, Rossell and Rubio (2018) showed that, with uncensored data, misspecification can be problematic for BMS, particularly in terms of power. The effect of misspecification when using information criteria was studied in Lv and Liu (2014), who proposed AIC and BIC modifications in generalized linear models. Likelihood penalties for Cox and semiparametric AFT models were explored in Tibshirani (1997); Fan and Li (2002); Huang et al. (2006); Simon et al. (2011); Rahaman-Khan and Shaw (2016, 2019). These authors focused on computational aspects and proving consistency under covariate-independent censoring. Tong et al. (2013) studied likelihood penalties within a GH model. Most of the aforementioned work assumed linear covariate effects, but we note that Ishwaran et al. (2010) proposed nonparametric variable selection via random survival forests. In a Bayesian context, Faraggi and Simon (1998) and Sha et al. (2006) proposed shrinkage priors for the Cox and AFT models respectively and showed through simulations a good performance when the model is correctly specified. Ibrahim et al. (1999) studied variable selection for the Cox model under a nonparametric baseline hazard prior and Normal priors on the regression coefficients. Dunson and Herring (2005) considered BMS for the additive hazards model, which requires additional conditions to guarantee the hazard function's positivity. Scheipl et al. (2012) proposed structured additive regression models using spike-and-slab priors and a piecewise exponential hazard function. Ibrahim and Chen (2014) review Bayesian variable selection methods, with a focus on the Cox model, albeit with no mention to misspecification. Nikooienejad et al. (2017) used non-local priors in the Cox model and showed through simulations an improved performance relative to penalized likelihood and local priors when the PH assumption holds. Zhang et al. (2018) proposed Bayesian non-parametric AFT errors and Laplace priors. Their simulations point out an increase in false positives of the Cox-LASSO method (Tibshirani, 1997) when the true model is AFT. A similar literature exists for binary regression, including penalized likelihood results under misspecification (Meier et al., 2008; Loh, 2017), as well as on BMS (*e.g.* see Nikooienejad et al., 2017 and Cao et al., 2019 for recent proposals). To summarize, there are numerous BMS methods for survival and binary outcomes, along with theoretical results when the model is well-specified and limited empirical results suggesting potential issues under misspecification, but these have not been described theoretically in sufficient detail, and neither has the effect of censoring.

Our goal is model selection, which we formalize as choosing among the three possibilities

$$\gamma_j = \begin{cases} 0, & \text{if } \beta_j = 0, \delta_j = 0, \\ 1, & \text{if } \beta_j \neq 0, \delta_j = 0, \\ 2, & \text{if } \beta_j \neq 0, \delta_j \neq 0, \end{cases}$$

corresponding to no effect, a linear and a non-linear effect of each variable $j = 1, \dots, p$. That is, $\gamma = (\gamma_1, \dots, \gamma_p)$ determines what variables enter the model and their effect. This formulation has two key ingredients. First, it enforces the standard hierarchical desiderate that non-linear terms are only included if the linear terms are present. Such hierarchy can be easily relaxed if desired via separate unrestricted inclusion indicators for β_j and δ_j . Second it considers a joint group inclusion/exclusion of all non-linear coefficients δ_j . The motivation is that including individual entries in δ_j increases the probability of false positives, *e.g.* if j truly had no effect there would be $2^r - 1$ subsets of S_j leading to including j . An alternative strategy to prevent false positives is via non-local priors and/or sparse priors on δ_j . As an illustration in Section 6 we extend the framework of Nikooienejad et al. (2017) to allow for non-linear effects where one considers individual columns in S_j rather than group inclusion, and show that the exponential sparsity penalty imposed by piMOM priors usually suffices to prevent false positives. Our decomposition of covariate effects into linear terms plus deviations from linearity is similar to the additive regression in Scheipl et al. (2012), the main difference is that we test for exact zeroes and we provide theory showing how this strategy improves power versus sparsity trade-offs.

Let $p_\gamma = \sum_{j=1}^p \mathbf{I}(\gamma_j \neq 0)$ be the number of active variables, $s_\gamma = \sum_{j=1}^p \mathbf{I}(\gamma_j = 2)$ the number that have non-linear effects, and $d_\gamma = p_\gamma + r s_\gamma + 1$ the total number of parameters in model γ for AAFT models, and $d_\gamma = p_\gamma + r s_\gamma$ for APH and probit models. (X_γ, S_γ) and $(\beta_\gamma, \delta_\gamma)$ are the corresponding submatrices of (X, S) and subvectors of (β, δ) , and $(X_{o,\gamma}, S_{o,\gamma})$ and $(X_{c,\gamma}, S_{c,\gamma})$ the submatrices of (X_o, S_o) and (X_c, S_c) . We consider BMS based on posterior model probabilities

$$p(\gamma | y) = \frac{p(y | \gamma)p(\gamma)}{\sum_\gamma p(y | \gamma)p(\gamma)} = \left(1 + \sum_{\gamma' \neq \gamma} B_{\gamma',\gamma} \frac{p(\gamma')}{p(\gamma)} \right)^{-1}, \quad (3)$$

where $p(\gamma)$ is the model prior probability, $B_{\gamma',\gamma} = p(y | \gamma')/p(y | \gamma)$ the Bayes factor between (γ', γ) and

$$p(y | \gamma) = \int p(y | \beta_\gamma, \delta_\gamma, \sigma^2) dP(\beta_\gamma, \delta_\gamma, \sigma^2 | \gamma),$$

the integrated likelihood $p(y | \beta_\gamma, \delta_\gamma, \sigma^2)$ with respect to a prior density $p(\beta_\gamma, \delta_\gamma, \sigma^2 | \gamma)$. Posterior model probabilities have various uses. Two BMS strategies are either choosing the model with highest $p(\gamma | y)$ or including variables based on marginal posterior probabilities $P(\gamma_j \neq 0 | y)$. When the interest is in prediction one could also consider Bayesian model averaging where models are weighted according to $p(\gamma | y)$, or alternatively choosing a sparse model giving similar predictions (Hahn and Carvalho, 2015). Either way $p(\gamma | y)$ play a critical role on inference, hence the importance to understand their behavior.

We outline the remainder of the paper. Section 2 reviews the AAFT likelihood, its properties and introduces a new prior formulation to hierarchically consider linear and non-linear effects. This prior structure combines local and non-local (pMOM and peMOM) priors. Section 3 presents theory regarding consistency and asymptotic MLE normality and Bayes factor rates under misspecification and censoring, in particular helping interpret the asymptotic solution provided by BMS. Our rates are more general than earlier results on non-local priors (Johnson and Rossell, 2012; Rossell and Rubio, 2018), as we incorporate a local component and allow for the pMOM dispersion parameter to grow with n to induce extra sparsity (along the lines of Shin et al., 2018 for the peMOM prior). We consider misspecification due to not recording truly relevant variables, assuming the wrong error distribution or violating the AAFT structure. Section 5 discusses computational strategies for optimisation, approximating Bayes factors and searching the model space. We also describe strategies for faster evaluation of the AAFT

likelihood and derivatives and saving computational effort across the multiple models encountered during the search. Section 6 provides empirical results in simulated and experimental data. The simulations include scenarios where data truly arise from additive AFT, PH or GH models. They also portray the benefits of considering $\gamma \in \{0, 1, 2\}$, *i.e.* adaptively adding or dropping non-linear terms. Section 7 concludes.

2 Model

Section 2.1 outlines the likelihood for the AAFT model (1) where $\epsilon_i \sim N(0, \sigma^2)$, see Sections 3.3 and 4 for APH and probit models. The normality assumption is not essential, *e.g.* see Section 12 for results when assuming Laplace errors and Hattori (2012) for results on the MLE under misspecified semi-parametric AFT models (for more restrictive technical conditions than ours in Section 3), but simplifies the exposition and describing the effects of misspecification on inference. Section 2.2 proposes a common prior formulation for AAFT, APH and probit models, and Section 2.3 proposes default prior parameters.

2.1 Likelihood

Let $\alpha = \beta/\sigma$, $\kappa = \delta/\sigma$ and $\tau = 1/\sigma$. We review the log-likelihood and derivatives under a generic model γ . To alleviate notation we drop the subindex γ from (X_γ, S_γ) , *i.e.* in this section (X, S) and (α, κ) refer to (X_γ, S_γ) and $(\alpha_\gamma, \kappa_\gamma)$. Burrige (1981) and Silvapulle and Burrige (1986) showed that the log-likelihood is concave with respect to (α, κ, τ) , provided that the number of uncensored individuals $n_o \geq p_\gamma + r s_\gamma$ and (X_o, S_o) is of full column rank. Under this parameterisation the log-likelihood is

$$\ell(\alpha, \kappa, \tau) = -\frac{n_o}{2} \log\left(\frac{2\pi}{\tau^2}\right) - \frac{1}{2} \sum_{d_i=1} (\tau y_i - x_i^\top \alpha - s_i^\top \kappa)^2 + \sum_{d_i=0} \log\left\{\Phi\left(x_i^\top \alpha + s_i^\top \kappa - \tau y_i\right)\right\}. \quad (4)$$

The gradient of (4) is given in (18) in the Appendix. Let $r(t) = \phi(t)/\Phi(t)$ be the Normal inverse Mills ratio, the Hessian of (4) is $H(\alpha, \kappa, \tau) =$

$$\begin{aligned} \nabla_{(\alpha, \kappa)}^2 \ell(\alpha, \kappa, \tau) &= -\sum_{d_i=1} \begin{pmatrix} x_i \\ s_i \end{pmatrix} \begin{pmatrix} x_i \\ s_i \end{pmatrix}^\top - \sum_{d_i=0} \begin{pmatrix} x_i \\ s_i \end{pmatrix} \begin{pmatrix} x_i \\ s_i \end{pmatrix}^\top D\left(\tau y_i - x_i^\top \alpha - s_i^\top \kappa\right), \\ \nabla_\tau \nabla_{(\alpha, \kappa)} \ell(\alpha, \kappa, \tau) &= \sum_{d_i=1} \begin{pmatrix} x_i \\ s_i \end{pmatrix} y_i + \sum_{d_i=0} \begin{pmatrix} x_i \\ s_i \end{pmatrix} y_i D\left(\tau y_i - x_i^\top \alpha - s_i^\top \kappa\right), \\ \nabla_\tau^2 \ell(\alpha, \kappa, \tau) &= -\frac{n_o}{\tau^2} - \sum_{d_i=1} y_i^2 - \sum_{d_i=0} y_i^2 D\left(\tau y_i - x_i^\top \alpha - s_i^\top \kappa\right). \end{aligned}$$

where $D(z) = r(-z)^2 - zr(-z) \in (0, 1)$ can be interpreted as the proportion of information provided by an observation that was censored z standard deviations after the mean survival. Figure 1 illustrates that increasing z , *e.g.* by increasing follow-up, increases the Hessian's curvature and therefore inferential precision. This gain is largest when $z \in (-2, 1)$ and gradually plateaus afterwards. Observations with small z provide essentially no information and, since the Bayes factor rate to detect signal is exponential in the number of complete observations (Dawid, 1999), censoring causes an exponential drop in power. This intuition is made precise in Section 3.2.

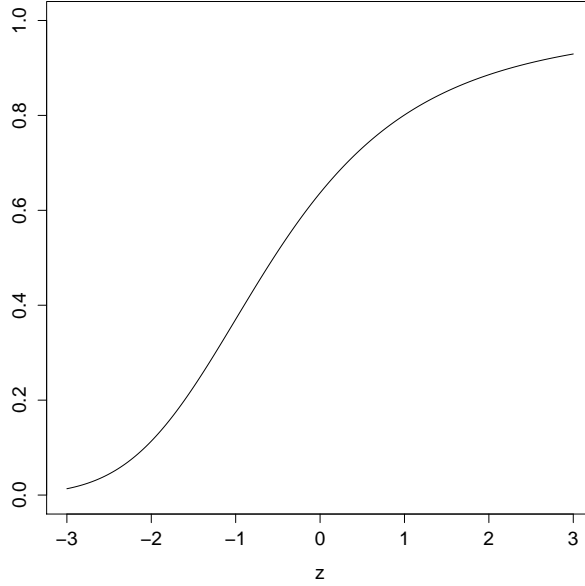


Figure 1: Proportion of information $D(z)$ when censoring z standard deviations after the mean survival.

2.2 Prior

We formulate three priors under the original $(\beta, \delta, \sigma^2)$, as it facilitates eliciting default prior parameters.

$$\pi_L(\beta_\gamma, \delta_\gamma \mid \sigma^2) = \prod_{\gamma_j \geq 1} N(\beta_j; 0, g_L \sigma^2 / (x_j^\top x_j)) \prod_{\gamma_j = 2} N(\delta_j; 0, g_S \sigma^2 (S_j^\top S_j)^{-1}), \quad (5)$$

$$\pi_M(\beta_\gamma, \delta_\gamma \mid \sigma^2) = \prod_{\gamma_j \geq 1} \frac{\beta_j^2}{g_M \sigma^2} N(\beta_j; 0, g_M \sigma^2) \prod_{\gamma_j = 2} N(\delta_j; 0, g_S \sigma^2 (S_j^\top S_j)^{-1}), \quad (6)$$

$$\pi_E(\beta_\gamma, \delta_\gamma \mid \sigma^2) = \prod_{\gamma_j \geq 1} \exp \left\{ \sqrt{2} - \frac{g_E \sigma^2}{\beta_j^2} \right\} N(\beta_j; 0, g_E \sigma^2) \prod_{\gamma_j = 2} N(\delta_j; 0, g_S \sigma^2 (S_j^\top S_j)^{-1}), \quad (7)$$

where $g_L, g_S, g_M, g_E \in \mathbb{R}^+$ are given dispersion parameters. We refer to π_L as group-Zellner prior, as it is a product of Zellner priors across groups of linear and non-linear terms for each covariate. This prior is a local prior, *i.e.* it assigns non-zero density to β_γ having zeroes, and leads to slower Bayes factor rates than (6) and (7) to discard spurious covariates. The Zellner structure is chosen for simplicity, our theory can be easily extended to other local priors. The priors π_M and π_E are a novel combination of (non-local) product MOM and eMOM priors on β_γ (Johnson and Rossell, 2012; Rossell et al., 2013) and a group-Zellner prior on δ_γ . We refer to π_M as pMOMZ and to π_E as peMOMZ. All three priors are local with respect to the non-linear coefficients δ_γ and, although these lead to slightly slower BMS rates than setting an NLP on δ_j , (5)-(7) induce a penalty of order $g_S^{r/2}$ on each spurious non-linear term (Section 3) that we found to suffice in practice. For σ^2 we set a standard inverse gamma prior $p(\sigma^2 \mid \gamma) = \text{IG}(\sigma^2; a_\sigma/2, b_\sigma/2)$. There are simple defaults for all prior parameters, see Section 2.3.

Regarding $p(\gamma)$ our formulation considers joint group inclusion/exclusion of δ_j and the hierarchical restriction that $\delta_j \neq 0$ requires that $\beta_j \neq 0$. Letting $p(\gamma)$ depend only on the number of non-zero parameters in $(\beta_\gamma, \delta_\gamma)$, as customarily done when only linear effects are considered, would ignore such structure and hence be inadequate. Instead we let $p(\gamma)$ depend on the number of variables having linear and non-linear effects, (p_γ, s_γ) . By default, we consider independent Beta-Binomial priors (Scott and

Berger, 2010)

$$p(\gamma) = \frac{1}{C} \text{BetaBin}(p_\gamma; p, a_1, b_1) \binom{p}{p_\gamma}^{-1} \text{BetaBin}(s_\gamma; p, a_2, b_2) \binom{s}{s_\gamma}^{-1}, \quad (8)$$

where $\text{BetaBin}(z; p, a, b)$ is the probability of z successes under a Beta-Binomial distribution with p trials and parameters (a, b) and C a normalizing constant that does not need to be computed explicitly. Any model such that $p_\gamma + rs_\gamma > n$ is assigned $p(\gamma) = 0$, as it would result in data interpolation. By default we let $a_1 = b_1 = a_2 = b_2 = 1$ akin to Scott and Berger (2010), *e.g.* in the $p = 1$ case these give $P(\gamma_1 = 0) = P(\gamma_1 = 1) = P(\gamma_1 = 2) = 1/3$. As alternatives to (8), one can also consider Binomial priors where $\text{BetaBin}(z; p, a_j, b_j)$ is replaced by $\text{Bin}(z; p, a_j)$ for a given success probability $a_j \in [0, 1]$ and Complexity priors (Castillo et al., 2015) where it is replaced by $1/p^{a_j z}$ for some constant $a_j > 0$. These two alternatives are implemented in our software and covered by our theory in Section 3, but for simplicity our examples focus on (8).

2.3 Prior elicitation

The prior parameters (g_L, g_M, g_E, g_S) are important for variable selection. For instance, setting large (g_L, g_M, g_E, g_S) induces sparsity in high dimensions (Narisetty and He, 2014) but can also reduce power (Rossell, 2018), see our Propositions 3, 4 and 7. Our strategy is to set default values that help discard practically irrelevant effects. That is, we do not view setting (g_L, g_M, g_E, g_S) as an inconvenience but an opportunity to define what effects are practically relevant. In our later examples, we observed that results were largely robust to the prior dispersions, provided they stay within a range defined by these practical considerations. Admittedly, results would change if one were to set very different values, but in our view the implied prior beliefs would be unreasonable in most applications. To summarize the upcoming discussion, our recommended defaults for AAFT and APH models are $g_M = 0.192$, $g_E = 0.091$, $g_L = n$, $g_L = n/r$ and $a_\sigma = b_\sigma = 3$, whereas for probit regression we recommend $g_M = 0.139$ and $g_E = 0.048$.

We focus discussion on AAFT models where the relevance of a covariate can be based on median survival, but the same prior settings apply to APH models where one measures relevance via log-hazard ratios. Basic considerations give a fairly narrow range of (g_L, g_M, g_E, g_S) that would be deemed reasonable in applications. Without loss of generality we assume that all continuous covariates in X have been standardized to zero mean and unit variance. Then, e^{β_j} is the increase in median survival associated to a unit standard deviation increase in x_j (for continuous variables) or between two categories of a discrete variable. We consider that a small change in survival time, say $< 15\%$ (*i.e.* $e^{|\beta_j|} < 1.15$), is practically irrelevant. We set non-local prior dispersions (g_M, g_E) such that they assign low prior probability to this range, specifically

$$P(|\beta_j| > \log(t)) = 0.99, \quad (9)$$

where t is a user-defined practical significance threshold. We consider $t = 1.1, 1.15, 1.2$ on the grounds that smaller effects would rarely be viewed as relevant, whereas larger effects are clearly of practical importance. The probability in (9) is under the marginal priors $\pi_M(\beta_j)$, $\pi_E(\beta_j)$ and $\pi_L(\beta_j)$, which depend on g_M, g_E, g_L and on (a_σ, b_σ) (see Appendix 8.1). By default we set $b_\sigma = a_\sigma$ and, since the tails of $\pi_M(\beta_j)$ and $\pi_E(\beta_j)$ are proportional to a Student- t distribution with a_σ degrees of freedom, we set $a_\sigma = 3$ so that the marginal prior variance is finite. For $t = 1.1, 1.15, 1.2$ one obtains $g_M = 0.089, 0.192, 0.326$ and $g_E = 0.042, 0.091, 0.154$ respectively, see Figure 2, our recommended defaults being $g_M = 0.192$ and $g_E = 0.091$. Regarding π_L , we adopt the classical default $g_L = n$ mimicking the unit information prior (Schwarz, 1978). We emphasize that in probit regression practical relevance is typically measured by a covariate's effect on the success probability, and doing so leads to different defaults. For instance, Rossell et al. (2013) proposed that covariates that alter such probability by less than 0.05 are practically irrelevant, leading to $g_M = 0.139$ and $g_E = 0.048$. As our main focus are AAFT models, for further discussion we refer the reader to Rossell et al. (2013).

Finally, consider g_S , the prior dispersion for non-linear effects. Mimicking the unit information prior would lead to $g_S = n$ but we view this choice as inappropriate, since it implies the belief that the predictive power of each variable grows unboundedly with the basis dimension r . To see this, consider $\omega = \delta_j^\top S_j^\top S_j^\top \delta_j / (n\sigma^2)$, *i.e.* the ratio of the variance explained by S_j relative to the error variance. The marginal prior on $n\omega/g_S$ induced by (5)-(7) is a chi-squared distribution with r degrees of freedom, implying that $\mathbb{E}(\omega) = g_S r/n$. Therefore by default we set $g_S = n/r$, which gives $\mathbb{E}(\omega) = 1$ and in particular guarantees that $\mathbb{E}(\omega)$ stays bounded as a function of (n, r) .

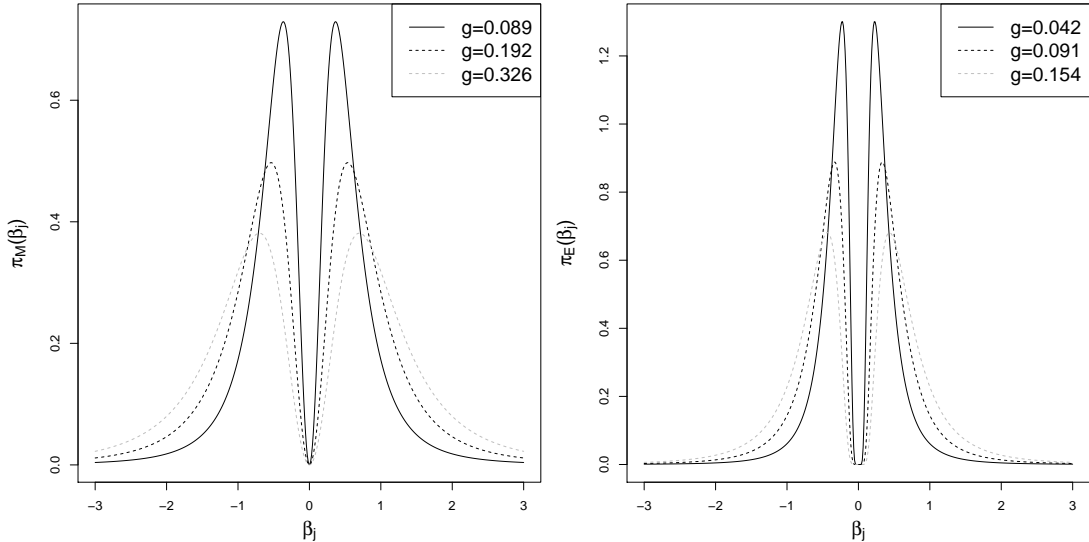


Figure 2: Marginal pMOMZ prior $\pi_M(\beta_j)$ for $g_M = 0.089, 0.192, 0.326$ (left) and peMOMZ prior $\pi_E(\beta_j)$ for $g_E = 0.042, 0.091, 0.154$. For both $a_\sigma = b_\sigma = 3$.

3 Theory for survival models

We consider a setting where $(o_i, c_i, z_i) \sim F_0$ are independent and identically-distributed (*i.i.d.*) realizations from a data-generating distribution F_0 with (Radon-Nikodym) density f_0 , where $z_i \in \mathbb{R}^{p(r+1)+q}$ for $q \geq 0$ contains the observed and also any other truly relevant covariates, that is $(x_i^\top, s_i^\top) \subseteq z_i^\top$. In particular, z_i may contain unrecorded covariates and non-linear basis expansions when (1) fails to capture the true functional dependence of o_i on x_i . By considering a general F_0 our results also cover the case where the error distribution or the whole model structure are misspecified.

In Section 3.1, we prove MLE consistency and asymptotic normality when one assumes the Normal AAFT model (1) but truly $(o_i, c_i, z_i) \sim F_0$, see also Section 12 for the misspecified Laplace AAFT model. The results in Section 3.1 are related to those in Hjort (1992) and Hjort and Pollard (2011), our main contribution is a tailored treatment to help interpret the KL-optimal solution and its implications for BMS. Sections 3.2 and 3.3 provide novel rates for Bayes factors and hence also for posterior model probabilities $p(\gamma | y)$ for AAFT and APH models. The main contributions are showing how rates depend on misspecification, considering our new pMOMZ and peMOMZ priors in Section 2.2, and describing the advantages of separately considering linear and non-linear effects. We list the technical conditions required for the AAFT model, for brevity those for APH models are in Appendix 11.

- A1.** The data-generating density satisfies $f_0(o_i, c_i, z_i) = f_0(o_i | z_i)f_0(c_i | z_i)f_0(z_i)$.
- A2.** The parameter space $\Gamma_\gamma \subset \mathbb{R}^{p(r+1)} \times \mathbb{R}^+$ is compact and convex.
- A3.** There is some \tilde{n} such that $X_{o,\gamma}^\top X_{o,\gamma}$ is positive definite almost surely for all $n > \tilde{n}$.

A4. The moments of the log-survival times and covariates satisfy

$$\begin{aligned} \int |\log(o_1)|^k dF_0(o_1, z_1 \mid d_1 = 1) &< \infty, \\ \int \log(c_1)^4 dF_0(c_1) &< \infty, \\ \int \left((x_{1\gamma}^\top, s_{1\gamma}^\top)(x_{1\gamma}^\top, s_{1\gamma}^\top)^\top \right)^{k/2} dF_0(z_{1\gamma} \mid d_1 = 1) &< \infty, \end{aligned}$$

where $k \in \{2, 4\}$, and we specify the required k in each of the results below.

A5. For any $(\alpha_\gamma, \kappa_\gamma, \tau) \in \Gamma_\gamma$,

$$\int \left| \log \Phi \left(x_{1\gamma}^\top \alpha_\gamma + s_{1\gamma}^\top \kappa_\gamma - \tau \log(c_1) \right) \right|^l dF_0(c_1 \mid z_1, d_1 = 0) dF_0(z_1 \mid d_1 = 0) < \infty,$$

where $l \in \{1, 2\}$ and we specify the required l in each of the results below.

Condition A1 says that the outcome and censoring are independent conditionally on z_i , this is a mild assumption given that z_i includes potentially unobserved covariates. Conditions A2-A4 extend those in Section 4 of Rossell and Rubio (2018). Briefly, A2 is introduced for technical convenience, one may take a finite but arbitrarily large space. A3 is analogous to standard assumptions in uncensored linear regression, and is made to ensure strict log-likelihood concavity. Condition A3 also implicitly implies that $P_{F_0}(d_i = 1) > 0$. A4 requires the existence of moments up to a given order and A5 requires that the tails of the censoring process are not too heavy. Conditions A4-A5 on the outcome and censoring are trivially satisfied under the administrative or bounded censoring times typical in applied research. Note also that if z_1, \dots, z_n are non-stochastic (fixed design) then the corresponding integrals in A4 and A5 are replaced by empirical averages and the last integral in A4 holds trivially.

3.1 AAFt consistency and asymptotic Normality

Let $\eta_\gamma = (\alpha_\gamma, \kappa_\gamma, \tau) \in \Gamma_\gamma$ be the parameter vector under model γ , $\ell(\eta_\gamma)$ the log-likelihood in (4) and

$$\begin{aligned} M(\eta_\gamma) = &P_{F_0}(d_1 = 1) \left(\log(\tau) - \frac{1}{2} \log(2\pi) - \frac{1}{2} \mathbb{E}_{F_0} \left[\left(\tau \log(o_1) - x_{1\gamma}^\top \alpha_\gamma - s_{1\gamma}^\top \kappa_\gamma \right)^2 \mid d_1 = 1 \right] \right) \\ &+ P_{F_0}(d_1 = 0) \mathbb{E}_{F_0} \left[\log \Phi \left(x_{1\gamma}^\top \alpha_\gamma + s_{1\gamma}^\top \kappa_\gamma - \tau \log(c_1) \right) \mid d_1 = 0 \right], \end{aligned} \quad (10)$$

the expected contribution of one observation to $\ell(\eta_\gamma)$ under the data-generating F_0 . Let $\hat{\eta}_\gamma$ be the MLE. Proposition 1 proves that $\hat{\eta}_\gamma$ converges to the unique maximum of $M(\eta_\gamma)$, denoted by η_γ^* , and Proposition 2 its asymptotic normality with a sandwich asymptotic variance that is standard in misspecified models (van der Vaart, 1998, Chapter 5). Such variance alteration does not affect BMS consistency but it can affect finite n false positives and asymptotic power (see Section 3.2). We state the propositions and subsequently interpret the implications for the covariates selected by BMS. The intuition provided by these results is not limited to the Normal AAFt model, see Propositions 8-9 for analogous results on the AAFt model with Laplace errors.

Proposition 1 *Assume Conditions A1-A5, with $k = 2$ in A4 and $l = 1$ in A5. Then, $M(\eta_\gamma)$ has a unique maximizer $\eta_\gamma^* = \operatorname{argmax}_{\Gamma_\gamma} M(\eta_\gamma)$. Moreover, $\hat{\eta}_\gamma \xrightarrow{P} \eta_\gamma^*$ as $n \rightarrow \infty$.*

Proposition 2 *Assume Conditions A1-A5, with $k = 4$ in A4 and $l = 2$ in A5. Then $\sqrt{n}(\hat{\eta}_\gamma - \eta_\gamma^*) \xrightarrow{D} N \left(0, V_{\eta_\gamma^*}^{-1} \mathbb{E}_{F_0} [\nabla m(\eta_\gamma^*) \nabla m(\eta_\gamma^*)^\top] V_{\eta_\gamma^*}^{-1} \right)$, where $V_{\eta_\gamma^*}$ is the Hessian matrix of $M(\eta_\gamma)$ evaluated at η_γ^* , and $m(\eta_\gamma^*) = \log p(y_1 \mid \eta_\gamma^*)$.*

Proposition 1 has important implications for BMS. From (10), an entry in $(\alpha_\gamma^*, \kappa_\gamma^*)$ is zero when the corresponding covariate does not contribute to improving neither of two terms. The first term is the mean squared error (MSE) in predicting $\log(o_1)$ (conditional on the time being uncensored) and the second term is the mean log-probability of being censored at time $\log(c_1)$ (conditional on being censored). These two terms are averaged across covariate values under F_0 and weighted by the true censoring probability $P_{F_0}(d_1 = 0)$. Asymptotically, BMS selects the model γ^* of smallest dimension minimizing (10) (Section 3.2), *i.e.* $\eta_{\gamma^*}^*$ drops covariates that do not predict survival neither censoring times but includes those that, even if truly unrelated to survival, help explain the censoring times. These observations extend to cases where one uses a working model other than the Normal AAFT, *e.g.* under a Laplace AAFT model the asymptotic minimizer is defined by the mean absolute error and the Laplace survival function (Section 12).

To provide further intuition, we consider three simple early, late and informative censoring mechanisms (see Section 10.2 for details). Let $t = x_1^\top \alpha_\gamma + s_1^\top \kappa_\gamma - \tau \log(c_1)$. Under early censoring, where $t \rightarrow \infty$, the second expectation in (10) becomes equivalent to $\mathbb{E}_{F_0}[\phi(t)/(-t) \mid d_1 = 0]$, *i.e.* η_γ^* minimizes a weighted average of MSE for uncensored individuals and a term that decays super-exponentially in t for censored subjects. Under late censoring where $t \rightarrow -\infty$ the latter term becomes equivalent to $\mathbb{E}_{F_0}[-t^2 - \log(t^2)]$, *i.e.* η_γ^* minimizes MSE across all observations plus an extra log-penalty for censored observations. Finally, under a type of challenging informative censoring where larger survival implies later censoring, the second line in (10) becomes proportional to $P_{F_0}(d_1 = 0)$, *i.e.* η_γ^* minimizes MSE for uncensored individuals.

We conclude this section by providing intuition as to what entries in $(\alpha_\gamma^*, \kappa_\gamma^*)$ are non-zero under a truly GH model. Suppose that F_0 has hazard function

$$h_{GH}(o_i \mid \theta_1^*, \theta_2^*) = h_0 \left(o_i \exp \left\{ z_i^\top \theta_1^* \right\} \right) \exp \left\{ z_i^\top \theta_2^* \right\},$$

where $\theta_1^*, \theta_2^* \in \mathbb{R}^{p(r+1)+q}$ and h_0 is some baseline hazard. Here a variable may have two different effects. It may be that $\theta_{1j}^* = 0$ and $\theta_{2j}^* \neq 0$ for some j , or viceversa, which gives a more complex meaning to the concept of “truly active variable”. Simple algebra shows that the $1 - u$ quantile of o_1 given z_1 is

$$\frac{Q_0 \left[1 - \exp \left\{ \log(1 - u) \exp(z_1^\top \theta_1^* - z_1^\top \theta_2^*) \right\} \right]}{\exp(z_1^\top \theta_1^*)},$$

where Q_0 is the quantile function associated to the baseline hazard h_0 . Hence quantiles are a monotone function of $z_1^\top \theta_1^*$ and $z_1^\top \theta_2^*$, and so is $\mathbb{E}_{F_0}(\log(o_1) \mid d_1 = 1)$. From our earlier discussion, the implication is that BMS asymptotically selects all elements in (x_i, s_i) reducing MSE to predict either $z_i^\top \theta_1^*$ or $z_i^\top \theta_2^*$. In particular if F_0 were truly an AAFT model ($\theta_1^* = \theta_2^*$) with non-Normal errors, or alternatively a PH model ($\theta_1^* = 0$), then BMS based on (1) asymptotically selects all truly active variables. The associated Bayes factor rate would suffer, however, as we describe next.

3.2 Bayes factor rates for misspecified AAFT models

This section gives Bayes factor rates under an assumed, and potentially misspecified, AAFT model. Our main result is Proposition 3, which clarifies the asymptotic role of censoring and misspecification on BMS. The result refers to Laplace approximations to Bayes factors, the reasoning being that in practice computing exact marginal likelihoods can be costly and it is convenient to use faster alternatives. That is, we characterize the properties of the actual data analysis procedure that one is likely to use in applications, and which we used for the empirical examples in this paper. Specifically, we consider

$$B_{\gamma, \gamma^*} = \frac{\widehat{p}(y \mid \gamma)}{\widehat{p}(y \mid \gamma^*)}, \quad (11)$$

where $\widehat{p}(y \mid \gamma)$ is obtained via a Laplace approximation described in Section 5.

Proposition 3 treats separately overfitted models (containing γ^*) and non-overfitted models (not containing γ^*). Intuitively, overfitted models contain all truly relevant plus a few spurious parameters, a situation where the challenge is to enforce sparsity. Non-overfitted models are missing some truly relevant parameters, there the challenge is also to have high power to detect the missing signal. By truly relevant we mean improving $M(\eta_{\gamma^*}^*)$, *i.e.* the prediction of either observed or censored times, see discussion after Proposition 2. Recall that $d_{\gamma} = \dim(\eta_{\gamma}) = p_{\gamma} + r s_{\gamma} + 1$.

Proposition 3 *Let B_{γ, γ^*} be the Bayes factor in (11) under either π_L , π_M or π_E in (5)-(7), where γ^* is the AAFT model with smallest d_{γ^*} minimizing (10), and $\gamma \neq \gamma^*$ another AAFT model. Assume that both γ^* and γ satisfy Conditions A1-A5 with $k = 4$ in A4 and $l = 2$ in A5. Suppose that $g_M, g_E, g_L/n$ and g_S/n are non-decreasing in n .*

(i) *Overfitted models. If $\gamma^* \subset \gamma$, then $B_{\gamma, \gamma^*} = O_p \left(b_n g_S^{\frac{r(s_{\gamma^*} - s_{\gamma})}{2}} \right)$, where $b_n = \frac{p_{\gamma^*} - p_{\gamma}}{g_L^2}$ under π_L , $b_n = (n g_M)^{3(p_{\gamma^*} - p_{\gamma})/2}$ under π_M , and $b_n = (g_E \sqrt{n} e^{g_E \sqrt{n}})^{p_{\gamma^*} - p_{\gamma}}$ under π_E .*

(ii) *Non-overfitted models. If $\gamma^* \not\subset \gamma$, then under π_L, π_M and π_E it holds that*

$$\log(B_{\gamma, \gamma^*}) = -n[M(\eta_{\gamma^*}^*) - M(\eta_{\gamma}^*)] + \log(b_n) + \frac{r}{2}(s_{\gamma^*} - s_{\gamma}) \log(g_S) + O_p(1).$$

Proposition 3(i) implies that the rates at which one discards overfitted models are unaffected by misspecification and censoring, (although certain constants can affect finite n behaviour, see the proof of Proposition 3). These sparsity rates are improved by non-local priors on α_{γ} and setting large prior dispersion, extending previous results (Johnson and Rossell, 2012; Narisetty and He, 2014; Rossell and Telesca, 2017; Rossell and Rubio, 2018) to misspecified survival models.

In contrast, by Proposition 3(ii) the power to discard non-overfitted models γ in favour of γ^* is exponential in n with a coefficient $M(\eta_{\gamma^*}^*) - M(\eta_{\gamma}^*) > 0$ measuring the drop of predictive ability in γ relative to γ^* , and is hence affected by misspecification and censoring. For instance, if there is early censoring, then $P_{F_0}(d_1 = 1)$ and the second line in (10) decrease (super-exponentially, see discussion after (10) and Section 10.2), hence $M(\eta_{\gamma^*}^*) - M(\eta_{\gamma}^*)$ also decreases. Similarly, when censoring occurs later, then $M(\eta_{\gamma^*}^*) - M(\eta_{\gamma}^*)$ becomes larger, resulting in an exponential increase in the power to detect signal relative to the early censoring case. Note also that setting large prior dispersion decreases power, via the terms $\log(b_n)$ and $\log(g_S)$ in Part (ii).

Misspecification also plays a role, as then $M(\eta_{\gamma^*}^*) - M(\eta_{\gamma}^*)$ is driven by the projection of F_0 onto the assumed model family. Interpreting the exact geometry of such projections is beyond our scope, but intuitively one expects that projections tend to reduce distances and hence make $M(\eta_{\gamma^*}^*) - M(\eta_{\gamma}^*)$ smaller than if one were to assume the correct model class. Also on the effect of misspecification, (10) features residual standard deviations $1/\tau$, which increase when one omits relevant covariates (those in z_i but not in (x_i, s_i)) or misspecifies the functional form of their effect. For instance, in the absence of censoring simple algebra shows that $M(\eta_{\gamma^*}^*) - M(\eta_{\gamma}^*) = \mathbb{E}_{F_0} [\log(\tau_{\gamma^*}^*/\tau_{\gamma}^*)]$, causing an exponential drop in the Bayes factor rate to detect non-spurious covariates. Our examples in Sections 6.1-6.2 illustrate these issues: BMS based on assuming either an AAFT or APH model led to higher power when the assumption matched F_0 , and either omitting or misspecifying covariate effects led to a drop in power.

Finally, Proposition 3 highlights that including a truly active non-linear effect is rewarded by an improved model fit measured by $M(\eta_{\gamma^*}^*) - M(\eta_{\gamma}^*)$, but runs into an $(s_{\gamma^*} - s_{\gamma}) \log(n)$ penalty (plus any further penalty from $p(\gamma)$). In contrast including a linear effect leads to a smaller improvement in fit but also a smaller $\log(n)$ penalty, *i.e.* considering $\gamma_j \in \{0, 1, 2\}$ can help improve finite- n power.

3.3 Bayes factor rates for misspecified additive Cox models

We provide Bayes factor rates for potentially misspecified APH models. The APH model assumes that

$$h_C(t | x_i) = h_0(t) \exp \left\{ x_i^{\top} \beta + s_i^{\top} \delta \right\},$$

where $h_0(\cdot)$ is a baseline hazard, estimated non-parametrically and (β, δ) are estimated using the log partial likelihood (Cox, 1972)

$$\ell_p(\beta, \delta) = \sum_{d_i=1} \left(x_i^\top \beta + s_i^\top \delta \right) - \sum_{d_i=1} \log \left(\sum_{k \in \mathcal{R}(o_i)} \exp \left\{ x_k^\top \beta + s_k^\top \delta \right\} \right), \quad (12)$$

where $\mathcal{R}(t) = \{i : o_i \geq t\}$ denotes the risk set at time t . We refer the reader to Fan and Jiang (2009) for an overview of the Cox model.

We consider Bayes factors obtained by a Laplace approximation to the integrated partial likelihood

$$p(y | \gamma) = \int \exp \{ \ell_p(\beta_\gamma, \delta_\gamma) \} dP(\beta_\gamma, \delta_\gamma | \gamma), \quad (13)$$

see Ibrahim and Chen (2014) and Nikooienejad et al. (2017) for a discussion on this approximation. The obtained rates are analogous to those in Section 3.2, the proof builds upon Tsiatis (1981) and Lin and Wei (1989) who proved that $\bar{\eta}_\gamma = (\bar{\beta}_\gamma, \bar{\delta}_\gamma)$ maximizing (12) are consistent and asymptotically normal under misspecification, under Conditions B1-B6 listed in the Appendix.

Proposition 4 *Let B_{γ, γ^*} be Bayes factor based on (13) under either π_L , π_M or π_E in (5)-(7) where γ^* is the APH model with smallest d_{γ^*} minimizing the expected log partial likelihood M_p in (26), and $\gamma \neq \gamma^*$ another APH model. Assume that (γ^*, γ) satisfy Conditions B1-B6. Suppose that $g_M, g_E, g_L/n$ and g_S/n are non-decreasing in n .*

(i) *Overfitted models. If $\gamma^* \subset \gamma$, then $B_{\gamma\gamma^*} = O_p \left(b_n g_S^{\frac{r(s_{\gamma^*} - s_\gamma)}{2}} \right)$, where $b_n = g_L^{\frac{p_{\gamma^*} - p_\gamma}{2}}$ under π_L , $b_n = (ng_M)^{3(p_{\gamma^*} - p_\gamma)/2}$ under π_M , and $b_n = (g_E \sqrt{n} e^{g_E \sqrt{n}})^{p_{\gamma^*} - p_\gamma}$ under π_E .*

(ii) *Non-overfitted models. If $\gamma^* \not\subset \gamma$, then under π_L, π_M and π_E it holds that*

$$\log(B_{\gamma\gamma^*}) = -n[M_p(\eta_{\gamma^*}^*) - M_p(\eta_\gamma^*)] + \log(b_n) + \frac{r}{2}(s_{\gamma^*} - s_\gamma) \log(g_S) + O_p(1).$$

4 Extensions to additive probit models

We extend our work to probit regression. Let $\omega_i \in \{0, 1\}$ be a binary outcome, and $\omega = (\omega_1, \dots, \omega_n)$. Analogously to Section 3, we assume that truly $(\omega_i, z_i) \sim F_0$ arise *i.i.d.* from a data-generating F_0 with density f_0 , where $z_i \in \mathbb{R}^{p(r+1)+q}$ contains observed and potentially unobserved covariates. Probit regression assumes that $P(\omega_i = 1 | x_i, s_i) = \Phi(x_i^\top \alpha + s_i^\top \kappa)$ and has log-likelihood

$$\tilde{\ell}(\alpha, \kappa) = \sum_{i=1}^n \log p(\omega_i | \alpha, \kappa) = \sum_{\omega_i=1} \log \Phi(x_i^\top \alpha + s_i^\top \kappa) + \sum_{\omega_i=0} \log \left(1 - \Phi(x_i^\top \alpha + s_i^\top \kappa) \right). \quad (14)$$

Before stating our results, we remark that all our algorithms in Section 5 apply directly to (14) by exploiting that it is a particular case of the AAFT model (4). Specifically, let $\tilde{y} = (0, \dots, 0)$, $\tilde{d} = (0, \dots, 0)$ and $(\tilde{x}_i, \tilde{s}_i) = (x_i, s_i)[\mathbf{I}(\omega_i = 1) - \mathbf{I}(\omega_i = 0)]$. Then, an AAFT model regressing (\tilde{y}, \tilde{d}) on (\tilde{X}, \tilde{S}) has log-likelihood

$$\ell(\alpha, \kappa, 1) = \sum_{\omega_i=1} \log \left\{ \Phi \left(x_i^\top \alpha + s_i^\top \kappa \right) \right\} + \sum_{\omega_i=0} \log \left\{ \Phi \left(-x_i^\top \alpha - s_i^\top \kappa \right) \right\} = \tilde{\ell}(\alpha, \kappa).$$

This connection was first noted (to our knowledge) by Doksum and Gasko (1990) and, besides its theoretical interest, it opens the potential to speed up probit regression via the approximations to $\log \Phi$ and its derivatives described in Section 5.1. Let $\eta_\gamma = (\alpha_\gamma^\top, \kappa_\gamma^\top)^\top$ and

$$\begin{aligned} \widetilde{M}(\eta_\gamma) &= P_{F_0}(\omega_1 = 1) \mathbb{E}_{F_0} \left[\log \Phi(x_{i_\gamma}^\top \alpha_\gamma + s_{i_\gamma}^\top \kappa_\gamma) \mid \omega_1 = 1 \right] \\ &+ P_{F_0}(\omega_1 = 0) \mathbb{E}_{F_0} \left[\log \left(1 - \Phi(x_{i_\gamma}^\top \alpha_\gamma + s_{i_\gamma}^\top \kappa_\gamma) \right) \mid \omega_1 = 0 \right]. \end{aligned}$$

Our technical conditions for the probit model are:

C1. The parameter space $\Gamma_\gamma \subset \mathbb{R}^{p(r+1)} \times \mathbb{R}^+$ is compact and convex.

C2. The marginal probability $P_{F_0}(\omega_1 = 0) \in (0, 1)$.

C3. For given γ , it holds that $\lim_{n \rightarrow \infty} P_{F_0}(\mathcal{C}_{n,\gamma} \cup \mathcal{Q}_{n,\gamma}) = 0$. $\mathcal{C}_{n,\gamma}$ is the set of completely-separated datasets $(\omega, X_\gamma, S_\gamma)$, that is for which there exists $\eta_\gamma \in \Gamma_\gamma$ such that

$$x_{i\gamma}^\top \alpha_\gamma + s_{i\gamma}^\top \kappa_\gamma > 0 \text{ for all } \omega_i = 1 \text{ and } x_{i\gamma}^\top \alpha_\gamma + s_{i\gamma}^\top \kappa_\gamma < 0 \text{ for all } \omega_i = 0,$$

and $\mathcal{Q}_{n,\gamma}$ is the set of quasi-completely-separated $(\omega, X_\gamma, S_\gamma)$, for which there exists $\eta_\gamma \in \Gamma_\gamma$ such that

$$x_{i\gamma}^\top \alpha_\gamma + s_{i\gamma}^\top \kappa_\gamma \geq 0 \text{ for all } \omega_i = 1 \text{ and } x_{i\gamma}^\top \alpha_\gamma + s_{i\gamma}^\top \kappa_\gamma \leq 0 \text{ for all } \omega_i = 0,$$

with equality for at least one $i = 1, \dots, n$.

C4. For $\eta_\gamma \in \Gamma_\gamma$,

$$\begin{aligned} \int \left| \log \Phi \left(x_{1\gamma}^\top \alpha_\gamma + s_{1\gamma}^\top \kappa_\gamma \right) \right|^l dF_0(z_1 | \omega_1 = 0) < \infty, \\ \int \left| \log \Phi \left(-x_{1\gamma}^\top \alpha_\gamma - s_{1\gamma}^\top \kappa_\gamma \right) \right|^l dF_0(z_1 | \omega_1 = 1) < \infty. \end{aligned}$$

where $l \in \{1, 2\}$, and we specify the required l in each of the results below.

C5. $\mathbb{E}_{F_0}[(x_{1\gamma}^\top, s_{1\gamma}^\top)(x_{1\gamma}^\top, s_{1\gamma}^\top)^\top]$ exists and it is non-singular.

Condition C3 guarantees that there is no separation in the data in a sequence of sets whose probability converges to 1. This, in turn, implies log-likelihood concavity, existence and uniqueness of the MLE (Albert and Anderson, 1984). A detailed study of which situations lead to perfect separation is beyond our scope, but see Lesaffre and Albert (1989) and Heinze and Schemper (2002). The remaining conditions are analogous to A1-A5 in Section 3.

Propositions 5-7 are akin to Propositions 1-3, see Section 3 for a discussion of their implications, although here $d_\gamma = \dim(\eta_\gamma) = p_\gamma + r s_\gamma$.

Proposition 5 Assume Conditions C1-C4 with $l = 1$ in C4. Then, $\widetilde{M}(\eta_\gamma)$ has a unique maximizer $\eta_\gamma^* = \operatorname{argmax}_{\eta_\gamma} \widetilde{M}(\eta_\gamma)$. Moreover, $\widehat{\eta}_\gamma \xrightarrow{P} \eta_\gamma^*$ as $n \rightarrow \infty$.

Proposition 6 Assume Conditions C1-C5, with $l = 2$ in C4. Let $V_{\eta_\gamma^*}$ be the Hessian of $\widetilde{M}(\eta_\gamma)$ at η_γ^* . Then $\sqrt{n}(\widehat{\eta}_\gamma - \eta_\gamma^*) \xrightarrow{D} N\left(0, V_{\eta_\gamma^*}^{-1} \mathbb{E}_{F_0}[\nabla m(\eta_\gamma^*) \nabla m(\eta_\gamma^*)^\top] V_{\eta_\gamma^*}^{-1}\right)$, where $V_{\eta_\gamma^*}$ is the Hessian of $M(\eta_\gamma)$ evaluated at η_γ^* and $m(\eta_\gamma^*) = \log p(\omega_1 | \eta_\gamma^*)$.

Proposition 7 Let B_{γ, γ^*} be the Bayes factor in (11) under either π_L, π_M or π_E in (5)-(7), where γ^* is the probit model with smallest d_{γ^*} minimizing (14) for F_0 as given in Condition B1, and $\gamma \neq \gamma^*$ another probit model. Assume that both γ^* and γ satisfy Conditions C1-C5 with $l = 2$ in C4. Suppose that $g_M, g_E, g_L/n$ and g_S/n are non-decreasing in n .

(i) *Overfitted models.* If $\gamma^* \subset \gamma$, then $B_{\gamma, \gamma^*} = O_p\left(b_n g_S^{\frac{r(s_{\gamma^*} - s_\gamma)}{2}}\right)$, where $b_n = g_L^{\frac{p_{\gamma^*} - p_\gamma}{2}}$ under π_L , $b_n = (n g_M)^{3(p_{\gamma^*} - p_\gamma)/2}$ under π_M , and $b_n = (g_E \sqrt{n} e^{g_E \sqrt{n}})^{p_{\gamma^*} - p_\gamma}$ under π_E .

(ii) *Non-overfitted models.* If $\gamma^* \not\subset \gamma$, then under π_L, π_M and π_E it holds that

$$\log(B_{\gamma, \gamma^*}) = -n[M(\eta_{\gamma^*}^*) - M(\eta_\gamma^*)] + \log(b_n) + \frac{r}{2}(s_{\gamma^*} - s_\gamma) \log(g_S) + O_p(1).$$

5 Computation

The two main challenges in performing BMS are exploring the model space, in our case $\gamma \in \{0, 1, 2\}^p$, and evaluating $p(\gamma | y)$ in (3) for each visited model (more precisely, obtaining the numerator in (3)). Once these are obtained posterior inference may proceed by selecting the highest posterior probability model $\hat{\gamma} = \arg \max_{\gamma} p(\gamma | y)$. Alternatively, one can evaluate the marginal evidence for including linear and/or non-linear effects for each covariate, *i.e.* $P(\gamma_j = 1 | y) = \sum_{\gamma: \gamma_j=1} p(\gamma | y)$ and $P(\gamma_j = 2 | y) = \sum_{\gamma: \gamma_j=2} p(\gamma | y)$, respectively. Section 5.1 discusses how to obtain $p(\gamma | y)$ and related within-model calculations, including AAFT likelihood approximations that are useful beyond our scope, *e.g.* for penalized likelihood optimization or setting efficient proposal distributions under continuous shrinkage priors. Section 5.2 proposes an MCMC algorithm to explore the model space, when one cannot enumerate all 3^p models. The algorithm follows upon earlier proposals (Johnson and Rossell, 2012; Rossell and Rubio, 2018), with a latent augmentation modification designed to enforce hierarchical restrictions in a computationally-efficient manner.

5.1 Within-model computations

We calculate marginal likelihoods via Laplace approximations, see Kass et al. (1990) for classical results on their asymptotic validity and Rossell and Telesca (2017) for a recent discussion in a BMS setting. That is, we approximate the numerator in (3) via

$$\hat{p}(y | \gamma) = \exp\{\ell(\tilde{\eta}_{\gamma}) + \log \pi(\tilde{\eta}_{\gamma})\} \frac{(2\pi)^{d_{\gamma}/2}}{|H(\tilde{\eta}_{\gamma}) + \nabla^2 \log \pi(\tilde{\eta}_{\gamma})|^{1/2}}, \quad (15)$$

where $\tilde{\eta} = \arg \max_{\eta_{\gamma}} \ell(\tilde{\eta}_{\gamma}) + \log \pi(\tilde{\eta}_{\gamma})$ is the maximum a posteriori under prior $\pi(\eta_{\gamma})$. The expressions for the log-likelihood and log-prior Hessians H and $\nabla^2 \log \pi$ are in Sections 2.1 and 8.3 (respectively). Standard optimisation can be employed to obtain $\tilde{\eta}_{\gamma}$, *e.g.* Newton's algorithm (Therneau and Grambsch, 2000). Newton's algorithm is very efficient when the number of parameters d_{γ} is small, but requires matrix inversions that do not scale well to larger d_{γ} . In contrast the Coordinate Descent Algorithm (CDA) typically requires more iterations but, since its per-iteration cost is linear in d_{γ} , requires a lesser total computation time for large d_{γ} (Simon et al., 2011; Breheny and Huang, 2011). For this reason we developed both a Newton algorithm and a CDA (Section 9), and use the former for small models ($d_{\gamma} \leq 15$) and CDA for larger models.

The remainder of this section discusses important implementation issues to save computational effort. Exponential-family AFT models are convenient in that they admit sufficient statistics for the uncensored part of the likelihood, *e.g.* $(y_o^{\top} y_o, X_o^{\top} y, X_o^{\top} X_o)$ for (4). These statistics could in principle be computed upfront in $n_o(1 + p + p(p + 1)/2)$ operations and re-used whenever a new model γ is considered at no extra cost, but for large p such pre-computation has significant cost and prohibitive memory requirements. Further, since MCMC and similar model explorations typically visit only a small subset of models, a large fraction of elements in $X_o^{\top} X_o$ are never used and it would be wasteful to compute them all upfront. It is more convenient to compute the entries in $X_o^{\top} X_o$ when first required by any given γ and storing them for later use. Our software follows this strategy by using the sparse matrix class in the C++ Armadillo library (Sanderson and Curtin, 2016). Once these sufficient statistics are obtained the log-likelihood in (4) can be evaluated in $\min\{nd_{\gamma}, (n_c + 1)d_{\gamma} + d_{\gamma}(d_{\gamma} + 1)/2\}$ operations, and each entry in its gradient and hessian require only $n_c + 1$ further operations. In contrast the Cox model's partial likelihood has a minimum cost of $n_o d_{\gamma} + n_o(n_o - 1)/2$ operations when censored times precede all observed times ($\max c_i < \min o_i$), and a maximum cost $nd_{\gamma} + [n(n + 1) - n_c(n_c - 1)]/2$ when observed times precede all censored times. That is, the AFT model requires significantly less operations than the Cox model when $n_c < n_o$ (moderate censoring) or $n > d_{\gamma}$ (sparse settings).

Finally, we discuss initializing the optimization algorithm and computing $\log \Phi$ and Mill's ratio featuring in the log-likelihood and its derivatives. Addressing these issues can significantly increase speed, *e.g.* for the TGFB data in Section 6.3 with $d_{\gamma} = 868$ they reduced the cost of 1,000 Gibbs

iterations from >4 hours to 38 seconds. These times are under a single-core desktop running Ubuntu 18.04, Intel i7 3.40GHz processor and 32Gb RAM. Let $\gamma^{(b)}$ be the model visited at iteration b of some model search algorithm. We consider two possible initial values $\hat{\eta}_\gamma^{(0)}$ for the optimization algorithm under a new model γ : the value $\hat{\eta}_0$ maximizing a quadratic expansion of the log-posterior at $(\alpha, \kappa, \tau) = 0$, and the optimal value in the previously visited model $\tilde{\eta}_{\gamma^{(b-1)}}$. If the log-posterior at $\hat{\eta}_0$ is larger than when evaluated at $\tilde{\eta}_{\gamma^{(b-1)}}$, we set $\hat{\eta}_\gamma^{(0)} = \hat{\eta}_0$, else we set $\hat{\eta}_\gamma^{(0)} = \tilde{\eta}_{\gamma^{(b-1)}}$. Since γ and $\gamma^{(b)}$ differ by $\leq r$ variables, the optimization algorithm typically converges in a few iterations.

The other issue is that the likelihood has n_c terms featuring $\Phi(z)$ at values z depending on the current η . These terms can be re-used when computing $r(z) = \phi(z)/\Phi(z)$ and $D(z) = r(-z)^2 - zr(-z)$ in the gradient and hessian, but evaluating $\Phi(z)$ can be costly. There are many algorithms to approximate $\Phi(z)$, but approximating $r(z)$ is harder, *e.g.* Expression 26.2.16 in Abramowitz and Stegun (1965) (page 932) has maximum absolute error $< 7.5 \times 10^{-8}$ for $\Phi(z)$ but unbounded absolute error for $r(z)$ as $z \rightarrow -\infty$. The problem of approximating the inverse Mill's ratio $r(z)$ has been well-studied, *e.g.* see Gasull and Utzet (2014). After comparing several approximations we found that one may combine the Taylor series and asymptotic expansions in Abramowitz and Stegun (1965) (page 932, Expressions 26.2.16 and 26.2.12) for $\Phi(z)$ with an optimized Laplace continued fraction in Lee (1992) (Expression (5.3)) for $r(z)$ as $z \rightarrow -\infty$. Specifically we approximate $\Phi(z)$ with

$$\hat{\Phi}(z) = \begin{cases} \phi(z)(-1/z + 1/z^3 - 3/z^5)^{-1} & \text{if } z \leq -3.4470887 \\ Q(z) & \text{if } z \in (-3.4470887, 0] \\ 1 - Q(z) & \text{if } z \in (0, 3.4470887] \\ 1 - \phi(z)(1/z - 1/z^3 + 3/z^5)^{-1} & \text{if } z > 3.4470887 \end{cases} \quad (16)$$

where $Q(z) = \phi(z)(a_1t + a_2t^2 + a_3t^3)^{-1}$, $a_1 = 0.4361836$, $a_2 = -0.1201676$, $a_3 = 0.9372980$ and $t = (1 + \text{sign}(z)0.33267z)^{-1}$. We approximate $r(z)$ with the continued fraction

$$\hat{r}(z) = -z + \frac{1}{-z + \frac{2}{-z + \frac{3}{-z + \frac{4}{-z + \frac{5}{-z + \frac{11.5}{-z + 4.890096}}}}} \quad (17)$$

if $z \leq -1.756506$ and by $\hat{r}(z) = \phi(z)/\Phi(z)$ if $z > -1.756506$. The cutoffs defining the pieces in $\hat{\Phi}(z)$ and $\hat{r}(z)$ were set such that both functions are continuous. $\hat{r}(z)$ has maximum absolute and relative errors < 0.000185 and < 0.000102 respectively, and for $\hat{D}(z) = \hat{r}(-z)^2 - z\hat{r}(-z)$ they are < 0.000424 and < 0.000505 . As a further check, the posterior model probabilities obtained in Section 6.3 when replacing $(r(z), D(z))$ by $(\hat{r}(z), \hat{D}(z))$ remained identical to the third decimal place.

5.2 Model exploration

We propose an MCMC algorithm to obtain B samples $\gamma^{(1)}, \dots, \gamma^{(B)}$ from $p(\gamma | y)$. As usual from these samples one may estimate joint and marginal posterior probabilities $p(\gamma | y)$ and $p(\gamma_j | y)$, either from the proportion of MCMC visits or by renormalizing $p(\gamma | y)$ across the visited models. In our experience, MCMC provides a reasonable balance between computational cost and the ability to explore the model space, particularly when either d_{γ^*} is not too large (sparse data-generating truths) or $p(\gamma | y)$ is concentrated on a moderately-sized subset of models. Intuitively, upon convergence most iterations are spent on models with high $p(\gamma | y)$ which, from Proposition 3, tend to be models with dimension close to d_{γ^*} . Further, the main burden arises from obtaining $p(y | \gamma)$, which need only be computed the first time that γ is proposed and can be stored for subsequent iterations. See also Zanella and Roberts (2019) for recent developments on MCMC for BMS.

A basic Gibbs algorithm would sequentially sample p ternary indicators, *i.e.* set $\gamma_j^{(b)} = k$ with probability $P(\gamma_j = k | y, \gamma_1, \dots, \gamma_{j-1}, \gamma_{j+1}, \dots, \gamma_p)$ for $k \in \{0, 1, 2\}$. However, we found that in most applications it is more convenient to run an augmented-space Gibbs on $2p$ binary indicators. Specifically let $\tilde{\gamma}_j = \mathbf{I}(\gamma_j = 1)$ for $j = 1, \dots, p$ denote that covariate j only has a linear effect, and $\tilde{\gamma}_j = \mathbf{I}(\gamma_{j-p} = 2)$ for $j = p + 1, \dots, 2p$ that it has a non-linear effect. Our augmented Gibbs algorithm

Algorithm 1 Augmented-space Gibbs sampling

- 1: Set $b = 0$, $\tilde{\gamma}^{(0)} = (0, \dots, 0)$.
- 2: For $j = 1, \dots, 2p$, update $\tilde{\gamma}_j^{(b)} = \arg \max_k p(\tilde{\gamma}_j = k \mid y, \tilde{\gamma}_{-j}^{(b)})$. If an update was made across $j = 1, \dots, 2p$ go back to Step 2, else set $\gamma_j^{(0)} = \max\{\gamma_j^{(0)}, \gamma_{j+p}^{(0)}\}$ for $j = 1, \dots, p$ and go to Step 3.
- 3: Set $b = b + 1$. For $j = 1, \dots, p$ set $\tilde{\gamma}_j^{(b)} = 1$ with probability

$$P(\tilde{\gamma}_j = 1 \mid y, \tilde{\gamma}_{-j}^{(b)}) = \begin{cases} 1, & \text{if } \tilde{\gamma}_{j+p} = 1, \\ \frac{p(y \mid \tilde{\gamma}_j=1, \tilde{\gamma}_{-j}^{(b)}) p(\tilde{\gamma}_j=1, \tilde{\gamma}_{-j}^{(b)})}{p(y \mid \tilde{\gamma}_j=0, \tilde{\gamma}_{-j}^{(b)}) p(\tilde{\gamma}_j=0, \tilde{\gamma}_{-j}^{(b)}) + p(y \mid \tilde{\gamma}_j=1, \tilde{\gamma}_{-j}^{(b)}) p(\tilde{\gamma}_j=1, \tilde{\gamma}_{-j}^{(b)})}, & \text{if } \tilde{\gamma}_{j+p} = 0, \end{cases}$$

and otherwise set $\tilde{\gamma}_j^{(b)} = 0$.

- 4: For $j = p + 1, \dots, 2p$ set $\tilde{\gamma}_j^{(b)} = 1$ with probability

$$P(\tilde{\gamma}_j = 1 \mid y, \tilde{\gamma}_{-j}^{(b)}) = \begin{cases} 0, & \text{if } \tilde{\gamma}_{j+p} = 0, \\ \frac{p(y \mid \tilde{\gamma}_j=1, \tilde{\gamma}_{-j}^{(b)}) p(\tilde{\gamma}_j=1, \tilde{\gamma}_{-j}^{(b)})}{p(y \mid \tilde{\gamma}_j=0, \tilde{\gamma}_{-j}^{(b)}) p(\tilde{\gamma}_j=0, \tilde{\gamma}_{-j}^{(b)}) + p(y \mid \tilde{\gamma}_j=1, \tilde{\gamma}_{-j}^{(b)}) p(\tilde{\gamma}_j=1, \tilde{\gamma}_{-j}^{(b)})}, & \text{if } \tilde{\gamma}_{j+p} = 1, \end{cases}$$

and otherwise set $\tilde{\gamma}_j^{(b)} = 0$. If $b = B$ stop, else go back to Step 3.

samples $\tilde{\gamma}_j$ individually while preventing the situation where $(\tilde{\gamma}_j = 0, \tilde{\gamma}_{j+p} = 1)$, *i.e.* enforces the constraint that having a non-linear effect $\kappa_j \neq 0$ when $\beta_j = 0$ has zero posterior probability. Algorithm 1 provides full details. Throughout $\tilde{\gamma}_{-j}^{(b)} = (\tilde{\gamma}_1^{(b)}, \dots, \tilde{\gamma}_{j-1}^{(b)}, \tilde{\gamma}_{j+1}^{(b-1)}, \dots, \tilde{\gamma}_{2p}^{(b)})$ denotes the current model. The greedy strategy employed to initialize $\tilde{\gamma}^{(0)}$ is analogous to that in Johnson and Rossell (2012) and to the heuristic optimisation technique studied more recently by Polson and Sun (2018).

We remark that Algorithm 1 tends to suffer from worse mixing than the basic Gibbs algorithm sampling $\gamma_j \in \{0, 1, 2\}$, but the former is advantageous in sparse settings. If covariate j has a small posterior probability $P(\gamma_j \neq 0 \mid y)$ then $P(\tilde{\gamma}_j = 1 \mid y)$ is small and in most iterations $\tilde{\gamma}_{j+p}$ is set to zero without the need to perform any actual calculation. In contrast when sampling $\gamma_j \in \{0, 1, 2\}$ one must obtain the integrated likelihood for $\gamma_j = 2$, which can be costly due to adding r extra parameters relative to $\gamma_j = 1$. As an example, in Section 6.3 sampling γ_j took over 5 times longer to run than sampling $\tilde{\gamma}_j$ as in Algorithm 1, but provided the same effective sample size up to 2 decimal places.

6 Empirical results

We illustrate the effects of misspecification, censoring and the problem dimension on BMS and penalized likelihood methods via simulations, and also assess the results obtained in colon and breast cancer gene expression data. We consider five data analysis methods combining the AAFT and APH models with local and non-local priors and with LASSO. For all Bayesian methods we took $\hat{\gamma} = \arg \max p(\gamma \mid y)$ as the selected model. The first three methods assume an AFT model and use either the group Zellner prior in (5), the pMOMZ prior in (6), or LASSO penalties as proposed by Rahaman-Khan and Shaw (2019). We refer to them as AFT-Zellner, AFT-pMOMZ and AFT-LASSO, respectively. AFT-Zellner and AFT-pMOMZ assume (1), whereas AFT-LASSO uses a semi-parametric AFT model. The remaining two methods combine the Cox model with piMOM priors (Cox-piMOM) and LASSO (Cox-LASSO), as proposed by Nikooienejad et al. (2017) and Simon et al. (2011). For AFT-Zellner and AFT-pMOMZ we used function `modelSelection` in our R package `mombf` with the default prior parameters and Beta-Binomial prior $p(\gamma)$ in (8) from Section 2.3 and $B = 10,000$ iterations in Algorithm 1. For Cox-piMOM

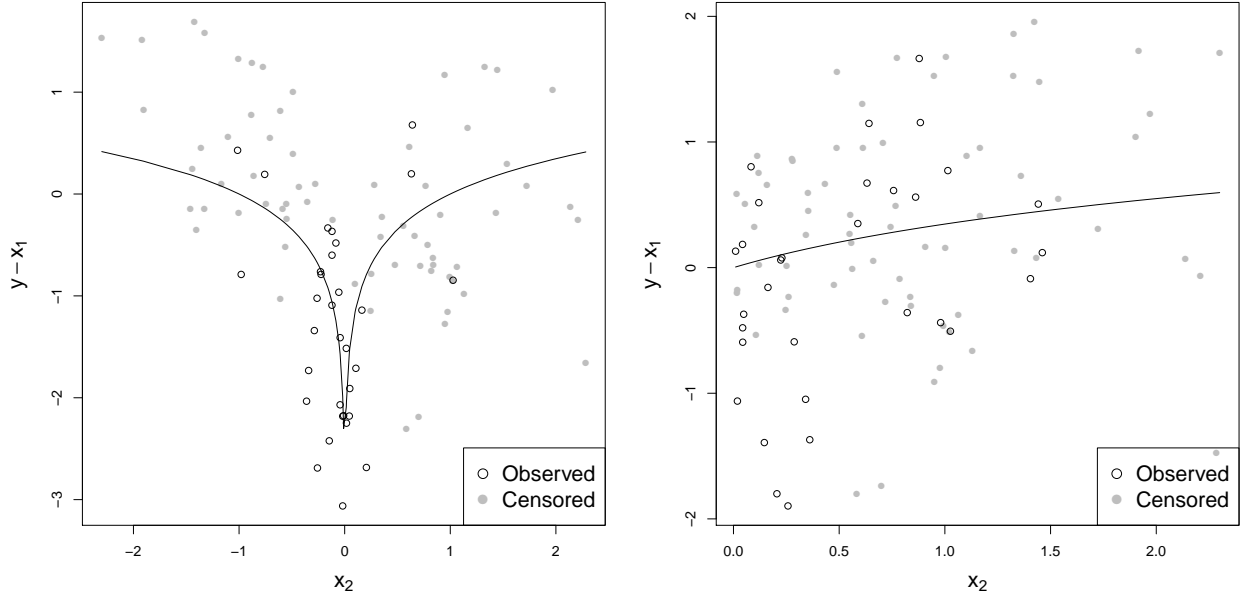


Figure 3: Simulation truth and a simulated dataset for Scenarios 1 (left) and 2 (right).

we used function `cov_bvs` in R package `BMSNLP` with default parameters and prior dispersion 0.25 as recommended by Nikooienejad et al. (2017). Since these authors did not consider non-linear effects, we run their methodology on (X, S) and included a non-linear effect whenever ≥ 1 coefficients in δ_j were in $\hat{\gamma}$. For AFT-LASSO and Cox-LASSO we used functions `AEnet.aft` and `glmnet` in R packages `AdapEnetClass` and `glmnet`, in both we set the penalisation parameter via 10-fold cross-validation. We provide supplementary R code to reproduce our analyses.

Section 6.1 studies the interplay of censoring, model complexity and misspecification in a simple case with two truly relevant variables with non-linear effects and no spurious covariates. There are 6 scenarios depending on whether these effects are monotone or non-monotone and whether the data-generating truth is an AFT, PH or GH model. Section 6.2 extends the results to $p = 50$. In all cases we consider sample sizes $n = 100$ and $n = 500$, as well as censored and uncensored data. In Section 6.3 we analyze the effect of gene `TGFB` on colon cancer progression and the role of fibroblast genes that respond to `TGFB` in explaining said effect. Given that that the data-generating truth is unknown, in Section 6.4 we study the number of false positives produced by each data analysis method via a permutation exercise. Finally, in Section 6.5 we analyze the effect of an estrogen receptor and other selected genes on breast cancer.

6.1 Censoring, model complexity and misspecification with $p = 2$

We illustrate how BMS is affected by the presence of censoring and by the data analyst's choice of considering linear and/or non-linear effects. We present results for AFT-pMOMZ, as those for AFT-Zellner and Cox-piMOM were largely analogous. A comparison between these methods and with Cox-LASSO and AFT-LASSO is presented in Section 6.2. We consider 6 simulation settings corresponding to the following data-generating truths:

- Scenario 1. AFT structure with $\log o_i = x_{i1} + 0.5 \log(|x_{i2}|) + \epsilon_i$ and $c_i = 0.5$, where $x_i \sim N(0, A)$, $A_{11} = A_{22} = 1$, $A_{12} = 0.5$, $\epsilon_i \sim N(0, \sigma = 0.5)$.
- Scenario 2. AFT structure with $\log o_i = x_{i1} + 0.5 \log(1 + x_{i2}) + \epsilon_i$ and $c_i = 1$, where $x_i = (\tilde{x}_{i1}, |\tilde{x}_{i2}|)$, $\tilde{x}_i \sim N(0, A)$ and A, ϵ_i as in Scenario 1.

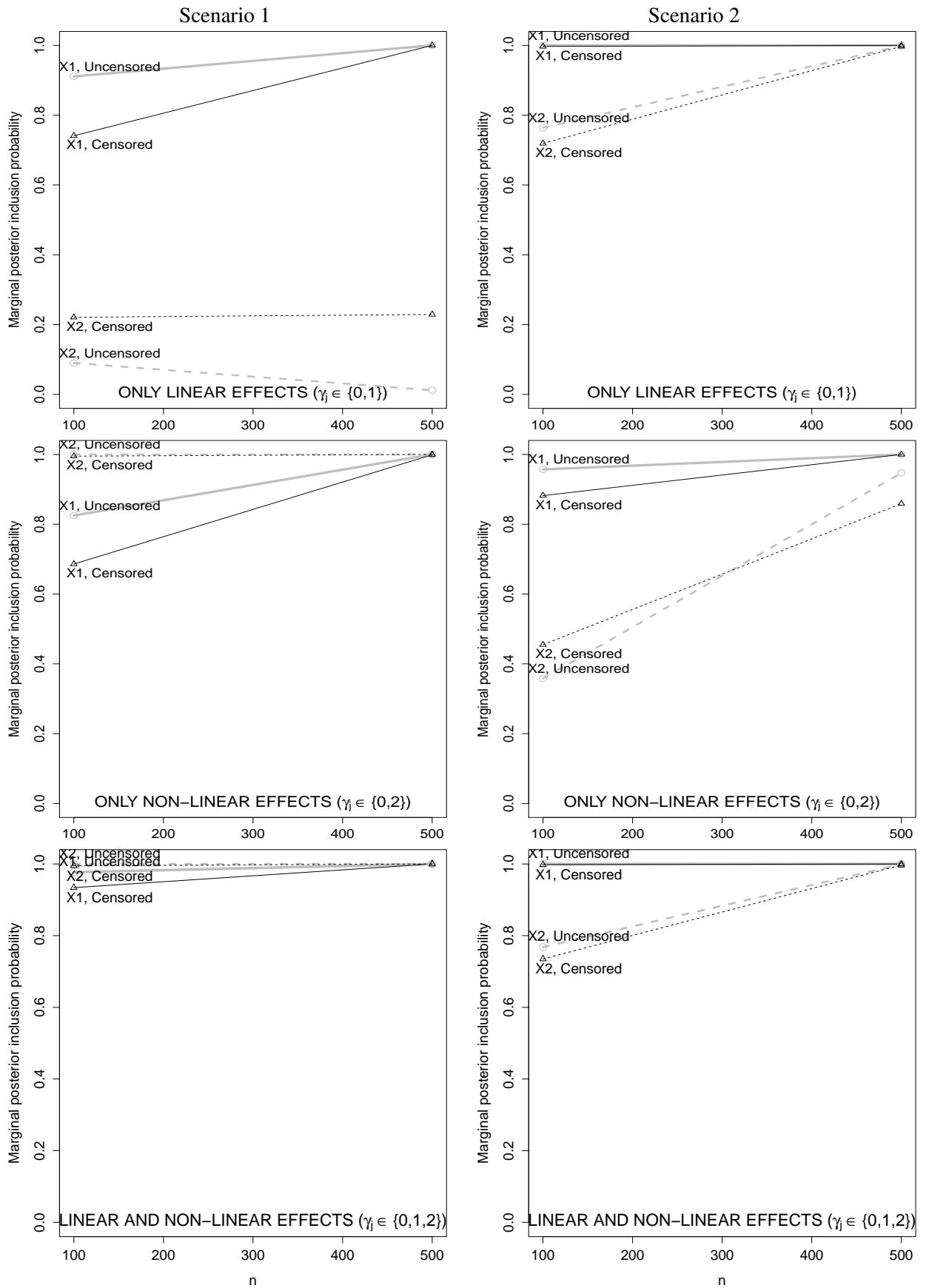


Figure 4: Scenarios 1-2. $p = 2$. Average marginal posterior inclusion probabilities under AFT-pMOMZ when only considering linear (top), only non-linear (middle) or both linear and non-linear (bottom) effects.

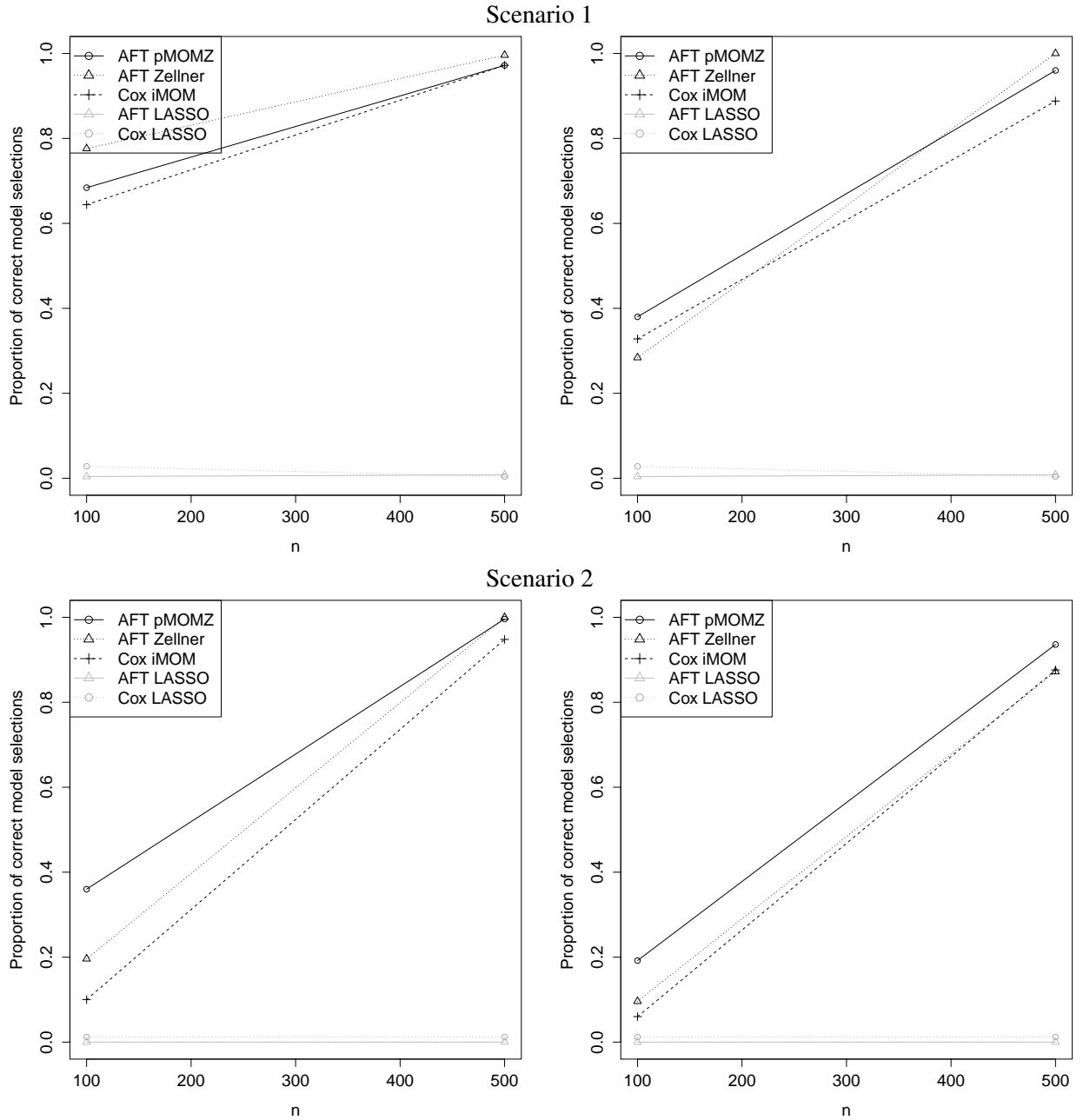


Figure 5: Scenarios 1-2, $p = 50$. Proportion of correctly selected models for uncensored (left) and censored (right) data.

- Scenario 3. GH structure with $h_{GH}(t) = h_0(t \exp \{-x_{i1}/3 + 0.5 \log(|x_{i2}|)\}) \exp \{-x_{i1}/3 + 0.75 \log(|x_{i2}|)\}$, $c_i = 0.5$, h_0 being the Log-Normal(0,0.5) baseline hazard and x_i as in Scenario 1.
- Scenario 4. GH structure with $h_{GH}(t) = h_0(t \exp \{-x_{i1}/3 + 0.5 \log(1 + x_{i2})\}) \exp \{-x_{i1}/3 + 0.75 \log(1 + x_{i2})\}$, $c_i = 1$, and h_0 and x_i as in Scenario 3.
- Scenario 5. PH structure with $h(t) = h_0(t) \exp \{3x_{i1}/4 - 5 \log(|x_{i2}|)/4\}$, $c_i = 0.55$, h_0 being the Log-Normal(0,0.5) baseline hazard and x_i as in Scenario 1.
- Scenario 6. PH structure with $h(t) = h_0(t) \exp \{3x_{i1}/4 - 5 \log(|x_{i2}|)/4\}$, $c_i = 0.95$, and h_0 and x_i as in Scenario 5.

Scenarios 1-2 correspond to a data-generating AFT model, Scenarios 3-4 to a GH model and Scenarios 5-6 to a PH model. Scenario 1 was designed so that x_{i2} has a strong non-linear and non-monotone effect, whereas in Scenario 2 it has a non-linear but monotone effect that can be roughly approximated by a linear trend, see Figure 3. Scenarios 3-4 and 5-6 were designed analogously, setting the censoring times and baseline hazards so that the probability of selecting the correct model by the best performing method was comparable to that in Scenarios 1-2. In all scenarios we consider first that there is no censoring and subsequently that there is relatively strong administrative censoring at fixed c_i , giving censoring probabilities $P_{F_0}(d_i = 0) = 0.69, 0.66, 0.66, 0.68, 0.68, 0.68$ for Scenarios 1-6, respectively.

Our methodology learns the necessary model complexity by considering no effect, linear and non-linear effects. To illustrate the advantage of this strategy, suppose that one decided to only consider linear effects, *i.e.* $\gamma_j \in \{0, 1\}$. The top panel in Figure 4 shows that then, in Scenario 1, $P(\gamma_j \neq 0 \mid y, \gamma_j \in \{0, 1\})$ favored excluding x_{i2} . Suppose now that one only considered non-linear effects, *i.e.* $\gamma_j \in \{0, 2\}$. Then the power to include x_{i2} increased in Scenario 1, however it dropped in Scenario 2 since there is little improvement in model fit for adding non-linearities (Figure 4, middle panel). In contrast, our methodology achieved high inclusion probabilities under both Scenarios 1-2 (Figure 4, bottom panel). These findings align with Proposition 3, specifically that the improvement in model fit $M(\eta_{\gamma^*}^*) - M(\eta_{\gamma}^*)$ needs to overcome a complexity penalty of order $(d_{\gamma^*} - d_{\gamma}) \log(n)$, hence it is beneficial to consider $\gamma_j \in \{0, 1, 2\}$. Figure 4 also shows that censoring reduces the power to detect the KL-optimal variables.

We observed very similar results in Scenarios 3-4 (Figure 6) and Scenarios 5-6 (Figure 7). That is, the effect of censoring, model complexity and misspecifying covariate effects remained largely analogous under truly GH and PH data.

To further explore the effects of misspecification we repeated the simulations in Scenarios 1-2 but now setting F_0 to have asymmetric Laplace errors $\epsilon_i \sim \text{ALaplace}(0, s, a)$, where $a = -0.5$ is the asymmetry and s the scale in the parameterization of Rossell and Rubio (2018). We set s such that the residual variance remains the same as for Normal ϵ_i , that is $s = \sigma^2 / [2(1 + a^2)] = 0.1$. Figure 8 shows the results. These are similar to Figure 4 except for a slight drop in the power to include truly active covariates. Note also that under Scenario 1 the restriction to linear effects $\gamma_j \in \{0, 1\}$ resulted in a larger inclusion probability of x_{i2} than in the correctly-specified case, suggesting an increase in false positives (Figure 8, left middle panel).

Finally, we explored the effect from omitting covariates by analyzing the data from Scenarios 1-2 but considering that only x_{i1} was actually observed, *i.e.* removing x_{i2} from the analysis. Figure 9 shows the results. Relative to Figure 4, under Scenario 1 there was a reduction in the posterior evidence for including x_{i1} , *e.g.* from 0.93 to 0.80 for censored data and $\gamma_1 \in \{0, 1, 2\}$ (bottom panel). Such reduction was not observed in Scenario 2, presumably due to x_{i1} being correlated with $\log(1 + x_{i2})$ and hence picking up part of its predictive power.

6.2 Censoring, model complexity and misspecification with $p = 50$

We extended Scenarios 1-6 from Section 6.1 by adding 48 spurious covariates. We generated $x_i \sim N(0, A)$ where A is a 50×50 matrix with entries $A_{ii} = 1$ for $i = 1, \dots, 50$ and $A_{ij} = 0.5$ for $i \neq j$, and otherwise simulated data as in Section 6.1.

Figure 5 shows the proportion of correct model selections by the 5 data analysis methods in Scenarios 1-2, across 250 independent simulations. Figure 10 reports these results for Scenarios 3-4, and Figure 11 for Scenarios 5-6. Tables 2-7 also display the posterior probability assigned to γ^* and the average number of truly active and truly inactive selected covariates.

All BMS methods exhibited a good ability to select γ^* that improved with larger n and uncensored data (as predicted by Proposition 3), and they all provided significant improvements over Cox-LASSO and AFT-LASSO. As expected AFT-Zellner and AFT-pMOM tended to slightly outperform Cox-piMOM under truly AFT data (Scenarios 1-2), and conversely under truly PH data (Scenarios 5-6), though the differences were relatively minor. Interestingly, under the GH model (Scenarios 3-4) again AFT-Zellner and AFT-pMOMZ achieved higher correct selection rates, presumably due to these GH settings being closer to an AFT than an APH model.

6.3 Effect of TGFB and fibroblasts in colon cancer metastasis

Calon et al. (2012) studied the effect of 172 genes related to fibroblasts, a cell type producing the structural framework in animal tissues, and growth factor TGFB (f-TBRS gene signature) on colon cancer. Briefly, high TGFB expression is associated with lower survival (time until recurrence). The authors obtained 172 genes that were responsive to TGFB in fibroblasts. They then used independent gene expression data from human patients in tumor stages 1-3 to show that an overall high mean expression of these 172 genes was strongly associated with metastasis. We analyzed their data to provide a more detailed description of the role of TGFB and f-TBRS on survival. Specifically, we used the $n = 260$ patients for which the survival outcome is available and considered as covariates tumor stage (2 dummy indicators), TGFB and the 172 f-TBRS genes, giving a total of $p = 175$.

We first performed BMS via AFT-pMOMZ only for staging and TGFB. The top model had 0.976 posterior probability and included stage and a linear effect of TGFB, confirming that TGFB is associated with metastasis. The posterior marginal inclusion probability for a non-linear effect of TGFB was only 0.009. As an additional check the MLE under the top model gave P-values < 0.001 for stage and the linear TGFB effect, and estimated that patients in stages 2 and 3 suffer recurrence 2.253 and 6.715 times faster (respectively) relative to stage 1, and that a unit standard deviation in TGFB is associated with a 1.843 times faster recurrence. Figure 12 (left) shows that the estimated time acceleration $e^{-x_i^\top \hat{\beta}}$ is substantial.

Next, we extended the exercise to all 175 variables, only considering linear effects. The top model contained gene FLT1 and the second top model genes ESM1 and GAS1, with respective posterior model probabilities 0.088 and 0.081. These were also the genes with highest marginal posterior inclusion probabilities (0.208, 0.699 and 0.567 respectively). There are plausible biological mechanisms connecting FLT1, ESM1 and GAS1 to cancer progression. According to genecards.org (Stelzer et al., 2016) FLT1 is a growth and permeability factor playing a role in cell proliferation and cancer cell invasion. ESM1 is related to endothelium-dependent pathological disorders, growth factor receptor binding and gastric cancer networks, whereas GAS1 plays a role in growth and tumor suppression. Interestingly the marginal inclusion probability for TGFB was only 0.107, that is after accounting for the effect of the top 3 genes TGFB did not show a significant effect on survival. For confirmation, we fitted via MLE the model with FLT1, ESM1, GAS1, stage and TGFB. The P-value for TGFB was 0.281 and the point estimate for its effect was substantially reduced (Figure 12, right). Finally, we considered both linear and non-linear effects for a total of $p(1+r) = 1050$ columns in (X, S) . All non-linear effects had a marginal inclusion probability below 0.5 and the top 2 models contained FLT1, ESM1 and GAS1, as before.

For comparison we run Cox-piMOM, AFT-LASSO and Cox-LASSO on the linear effects ($p = 175$). Stage and FLT1 were again selected by the top model under Cox-piMOM and by Cox-LASSO. Cox-LASSO selected 9 other genes, although only 4 had a significant P-value upon fitting a Cox model via MLE. Finally AFT-LASSO selected stage and 6 genes, two of which were also selected by Cox-LASSO.

Given that there is no ground truth it is hard to assess which, if any, of these methods performed better at selecting genes truly related to survival. To this end Section 6.4 uses a permutation exercise to

	Stage + TGFB ($p(r + 1) = 8$)		Stage + all genes ($p = 175$)	
	False positives	$\hat{\gamma} = 0$	False positives	$\hat{\gamma} = 0$
AFT-pMOMZ	0.0	100.0	0.0	100.0
Cox-piMOM	12.1	3.0	0.6	1.0
AFT-LASSO	35.9	31.0	2.2	45.0
Cox-LASSO	12.6	68.0	1.5	61.0

Table 1: Percentage of false positives and correct model selections ($\hat{\gamma} = 0$) in permuted colon cancer data (100 permutations) when the design had 8 columns (stage, linear and non-linear effect of TGFB) and 175 columns (stage and linear effect of 173 genes).

estimate false positive proportions, which was estimated to be lowest for AFT-pMOMZ. Further, Table 8 reports the estimated predictive accuracy of each method as measured by the leave-one-out cross-validated concordance index (Harrell Jr. et al., 1996). Cox-LASSO and AFT-pMOMZ achieved the highest concordance indexes, with the former selecting more variables than the latter on average across the cross-validation (13.6 vs. 3.9 for $p = 175$ and 11.7 vs. 4.9 for $p(1 + r) = 1050$).

6.4 False positive assessment under colon cancer data

We conducted a permutation exercise to assess the number of false positives in the colon cancer data. We randomly permuted the recurrence times y , while leaving the covariates unpermuted. We obtained 100 independent permutations and for each we recorded the model selected by AFT-pMOMZ, Cox-piMOM, AFT-LASSO and Cox-LASSO.

We first included only stage, a linear and non-linear term for TGFB as covariates, for a total of $p(r + 1) = 8$ columns in (X, S) . Next, we repeated the exercise considering linear effects for staging and the 173 genes, for a total of $p = 175$ columns. The results are summarized in Table 1 and Figure 13. AFT-pMOMZ achieved an excellent false positive control, it selected the null model in all permutations and assigned an average $P(\gamma = 0 | y) = 0.846$ and $P(\gamma = 0 | y) = 0.844$ to the null model in the exercises with 8 and 175 columns (respectively). That is, AFT-pMOMZ not only selected the null model but also assigned a high confidence to that selection. All competing methods selected the null model significantly less frequently. Further, they showed inflated false positive percentages for the analysis with 8 columns, though interestingly these percentages were lower in the analysis with 175 columns. Figure 13 reveals an interesting pattern for Cox-piMOM, in $> 97\%$ of the permutations only 1 covariate was included. That is, although the average percentage of false positives for Cox-piMOM was similar to AFT-LASSO and Cox-LASSO, the selected model was always very close to the null model, as one would expect from the posterior concentration properties of non-local priors.

6.5 Effect of ESR1 on breast cancer prognosis

The expression of the estrogen receptor alpha gene (ESR1) is associated with therapeutic resistance and metastasis in breast cancer (Lei et al., 2019). Lum et al. (2013) studied the effect of 1,553 genes and ESR1 on survival (time until recurrence). We analyzed their $n = 272$ patients with recorded survival. As covariates we used tumor stage (2 dummy indicators), age, chemotherapy (binary), ESR1 and the 1,553 genes, for a total of $p = 1,557$.

We first used AFT-pMOMZ to perform selection only on stage and ESR1. The top model had 0.974 posterior probability and included stage and a linear effect of ESR1, confirming that ESR1 is associated with prognosis. The posterior marginal inclusion probability for a non-linear effect of ESR1 was only 0.002. As an additional check, the MLE under the top model gave P-values < 0.001 for stage and ESR1. Patients in stages 2 and 3 were estimated to experience recurrence 4.053 and 8.030 times faster (respectively) relative to stage 1, and a unit standard deviation in ESR1 was associated with a 0.663 deceleration in recurrence time. Figure 14 (left) shows the estimated deceleration.

Next, we extended the exercise to all 1,557 variables. The top model contained age and the genes NUSAP1, GC11M123574 and Contig46452_RC. Table 9 shows the 10 genes with largest posterior inclusion probabilities. Interestingly, the marginal inclusion probability for ESR1 was only 0.008, *i.e.* after accounting for other genes ESR1 did not show an effect on survival. For confirmation we fitted via MLE the model with the top 8 genes in Table 9, stage and ESR1. The P-value for ESR1 was 0.1 and its estimated effect was substantially reduced (Figure 14, right). As a further check, there appear to be plausible mechanisms how the selected genes may mediate the effect of ESR1 on survival. NUSAP1 plays a role in spindle microtubule organization that promotes cell proliferation and metastasis (genecards.org, Stelzer et al. (2016)), GC11M123574 is positively correlated with carcinoma-promising cell cycle regulator CKS1 and is regulated by cancer-associated transcription factor BCLAF1 (Lee et al., 2011), and Contig46452_RC belongs to a set of 100 reporter genes related to ESR1 selected for their prognostic power on breast cancer progression (Van't Veer et al., 2002).

7 Discussion

Our main contributions are introducing a BMS framework to incorporate non-linear effects (*i.e.* add model complexity) in a data-driven fashion to balance power and sparsity for censored and binary responses and, perhaps more importantly, helping understand the interplay between censoring, misspecification and model complexity. We showed that BMS discards covariates that do not help predict observed neither censoring times (conditionally on other covariates) and preserves the rest, whereas in probit regression BMS keeps those that help reduce the probit loss function. As an interesting example, both our theory and examples showed that when the data-generating truth is a GH model BMS drops covariates that predict neither the true hazard ratio nor the time acceleration components. We also showed that censoring and misspecification can reduce power significantly. The former observation can be useful in the design of experiments, where one may increase the follow-up length to gain power, whereas the latter supports that one should try to enrich the model class, but to do so in a data-adaptive manner to avoid incurring unnecessary complexity penalties. For instance, one could think of more flexible parametric distributions in the direction of Rossell and Rubio (2018) or select interactions between covariates. Note that our Gibbs easily include the latter, since it allows for hierarchical restrictions on the model space.

The main tool for our theoretical results was that the log-likelihood of the assumed models is strictly concave. Hence, although we focused on additive AFT, Cox and probit models to facilitate interpretation, our strategy should remain valid for other survival or generalized additive models. It should also be possible to extend the results, with some care, to more specific scenarios such as interval censored data or cure rate, recurrence or excess hazards models. It would also be interesting to consider non-concave or high-dimensional settings where the number of variables p may grow with n . The main reason for our focusing on fixed p was to provide significantly simpler results and intuition, under less restrictive technical conditions. Based on recent results for penalized non-concave likelihood (Loh, 2017), and high-dimensional misspecified Bayesian model selection (Yang and Pati, 2017; Han, 2017; Rossell, 2018), we speculate that our main findings should remain unaltered. We remark, however, that high-dimensional formulations often incorporate stronger sparsity via the prior distribution, hence the power drop caused by censoring and misspecification could be more problematic than in our fixed p case. Finally, our theory is valid for any given basis and also when using BMS to select the basis itself, however, admittedly our examples focused on spline basis with fixed knots. We feel that a detailed study of basis selection would obscure our main results, but it is also certainly an interesting aspect to consider in future research.

Acknowledgments

David Rossell was partially funded by the NIH grant R01 CA158113-01, RyC-2015-18544, Plan Estatal PGC2018-101643-B-I00, and Ayudas Fundación BBVA a equipos de investigación científica 2017.

Appendix

8 Log-likelihood and priors

8.1 Marginal prior on β_j

Straightforward algebra shows that the marginal MOM prior density on β_j associated to (6) is

$$\pi_M(\beta_j) = \int \pi_M(\beta_j | \sigma^2) \text{IG}(\sigma^2; a_\sigma/2, b_\sigma/2) = \frac{2\Gamma((a_\sigma + 3)/2)}{\Gamma(a_\sigma/2)\pi^{1/2}(b_\sigma g_M)^{3/2}} \frac{\beta_j^2}{(1 + \beta_j^2/(g_M b_\sigma))^{(a_\sigma+3)/2}}.$$

Similarly, the marginal eMOM prior density associated to (7) is given by

$$\pi_E(\beta_j) = \frac{e^{\sqrt{2}\Gamma((a_\sigma + 1)/2)} M\left(-g_E/\beta_j^2, (a + 1)/2, (b + \beta_j^2/g_M)/2\right)}{\Gamma(a_\sigma/2)(\pi g_E b_\sigma)^{1/2} (1 + \beta_j^2/(g_E b_\sigma))^{(a_\sigma+1)/2}},$$

where $M(t, c, d)$ is the moment generating function of an $\text{IG}(a, b)$ distribution evaluated at t . Let $t(\beta_j; \nu)$ be the density of a t distribution with ν degrees of freedom. If $a_\sigma = b_\sigma$ then $\lim_{\beta_j \rightarrow \infty} \pi_M(\beta_j)/t(\beta_j; a_\sigma) = C$ where C is a constant not depending on β_j , *i.e.* $\pi_M(\beta_j)$ has the same tail thickness as $t(\beta_j; a_\sigma)$. Similarly for $\pi_E(\beta_j)$ note that $\exp\{-g_E/\beta_j^2\} \leq 1$, then the Dominated Convergence Theorem implies that $\lim_{\beta_j \rightarrow \infty} M() = 1$ and hence $\lim_{\beta_j \rightarrow \infty} \pi_E(\beta_j)/t(\beta_j; a_\sigma) = D$ where D is a constant.

To evaluate the cumulative distribution functions associated to $\pi_M(\beta_j)$ and $\pi_E(\beta_j)$ we used the quadrature-based numerical integration implemented in functions `pmomigmarg` and `pemomigmarg` from R package `mombf`.

8.2 Priors on (α, κ, τ)

The prior on (α, κ, τ) is given by

$$\begin{aligned} \pi_1(\alpha_\gamma, \kappa_\gamma, \tau) &= \left[\prod_{\gamma_j \geq 1} \frac{\alpha_j^2}{g_M} N(\alpha_j; 0, g_M) \prod_{\gamma_j=2} N(\kappa_j; 0, g_S(S_j^\top S_j)^{-1}) \right] \text{IG}(\tau^{-2}; a_\sigma/2, b_\sigma/2) \frac{2}{\tau^3}. \\ \pi_2(\alpha_\gamma, \kappa_\gamma, \tau) &= \left[\prod_{\gamma_j \geq 1} e^{\sqrt{2}-g_E/\alpha_j^2} N(\alpha_j; 0, g_E) \prod_{\gamma_j=2} N(\kappa_j; 0, g_S(S_j^\top S_j)^{-1}) \right] \text{IG}(\tau^{-2}; a_\sigma/2, b_\sigma/2) \frac{2}{\tau^3}. \end{aligned}$$

The gradient of the logarithm of $\pi_1(\alpha_\gamma, \kappa_\gamma, \tau)$ is

$$\begin{aligned} \nabla_\alpha \log \pi_1(\alpha_\gamma, \kappa_\gamma, \tau) &= \frac{2}{\alpha_\gamma} - \frac{\alpha_\gamma}{g_M}, \\ \nabla_{\kappa_j} \log \pi_1(\alpha_\gamma, \kappa_\gamma, \tau) &= -\frac{1}{g_S} S_j^\top S_j \kappa_\gamma, \\ \nabla_\tau \log \pi_1(\alpha_\gamma, \kappa_\gamma, \tau) &= \frac{a_\sigma - 1}{\tau} - b_\sigma \tau. \end{aligned}$$

where $1/\alpha_\gamma$ denotes inverse of each entry of this vector. Regarding $\pi_2(\alpha_\gamma, \kappa_\gamma, \tau)$ we obtain

$$\begin{aligned} \nabla_\alpha \log \pi_2(\alpha_\gamma, \kappa_\gamma, \tau) &= \frac{2g_E}{\alpha_\gamma^3} - \frac{\alpha_\gamma}{g_E}, \\ \nabla_{\kappa_j} \log \pi_2(\alpha_\gamma, \kappa_\gamma, \tau) &= -\frac{1}{g_S} S_j^\top S_j \kappa_\gamma, \\ \nabla_\tau \log \pi_2(\alpha_\gamma, \kappa_\gamma, \tau) &= \frac{a_\sigma - 1}{\tau} - b_\sigma \tau. \end{aligned}$$

The Hessian of $\log \pi_1$ is

$$\begin{aligned}\nabla_{\alpha}^2 \log \pi_1(\alpha_{\gamma}, \kappa_{\gamma}, \tau) &= \text{diag} \left\{ -\frac{2}{\alpha_{\gamma}^2} - \frac{1}{g_M} \right\}, \\ \nabla_{\kappa_j}^2 \log \pi_1(\alpha_{\gamma}, \kappa_{\gamma}, \tau) &= -\frac{1}{g_S} S_j^{\top} S_j, \\ \nabla_{\tau}^2 \log \pi_1(\alpha_{\gamma}, \tau) &= -\frac{a_{\sigma} - 1}{\tau^2} - b_{\sigma},\end{aligned}$$

The Hessian of $\log \pi_2$ is:

$$\begin{aligned}\nabla_{\alpha}^2 \log \pi_2(\alpha_{\gamma}, \kappa_{\gamma}, \tau) &= \text{diag} \left\{ -\frac{6g_E}{\alpha_{\gamma}^4} - \frac{1}{g_E} \right\}, \\ \nabla_{\kappa_j}^2 \log \pi_2(\alpha_{\gamma}, \kappa_{\gamma}, \tau) &= -\frac{1}{g_S} S_j^{\top} S_j, \\ \nabla_{\tau}^2 \log \pi_2(\alpha_{\gamma}, \kappa_{\gamma}, \tau) &= -\frac{a_{\sigma} - 1}{\tau^2} - b_{\sigma},\end{aligned}$$

Further all other elements in the hessian are zero. That is, for $l = 1, 2$ we have $\nabla_{\kappa} \nabla_{\alpha} \log \pi_l(\alpha_{\gamma}, \kappa, \tau) = \nabla_{\tau} \nabla_{\alpha} \log \pi_l(\alpha_{\gamma}, \kappa, \tau) = \nabla_{\tau} \nabla_{\kappa} \log \pi_l(\alpha_{\gamma}, \kappa, \tau) = 0$.

8.3 Log-likelihood and priors on (α, κ, ρ)

The gradient of (4) is $g(\alpha, \kappa, \tau) =$

$$\begin{pmatrix} \nabla_{(\alpha, \kappa)} \ell(\alpha, \kappa, \tau) \\ \nabla_{\tau} \ell(\alpha, \kappa, \tau) \end{pmatrix} = \begin{pmatrix} \sum_{d_i=1} \binom{x_i}{s_i} (\tau y_i - x_i^{\top} \alpha - s_i^{\top} \kappa) + \sum_{d_i=0} \binom{x_i}{s_i} r (x_i^{\top} \alpha + s_i^{\top} \kappa - \tau y_i) \\ \frac{n_o}{\tau} - \sum_{d_i=1} y_i (\tau y_i - x_i^{\top} \alpha - s_i^{\top} \kappa) - \sum_{d_i=0} y_i r (x_i^{\top} \alpha + s_i^{\top} \kappa - \tau y_i) \end{pmatrix}, \quad (18)$$

When computing Laplace approximations it is recommendable that the parameter space is unbounded, to this end we re-parameterize $\rho = \log(\tau)$. The log-likelihood, its gradient and hessian with respect to (α, κ) are as given in (4) simply replacing τ by e^{ρ} . Its first and second derivatives with respect to ρ are

$$\begin{aligned}\nabla_{\rho} \ell(\alpha, \kappa, \rho) &= n_o - e^{\rho} \sum_{d_i=1} y_i (e^{\rho} y_i - x_i^{\top} \alpha - s_i^{\top} \kappa) - e^{\rho} \sum_{d_i=0} y_i r (x_i^{\top} \alpha + s_i^{\top} \kappa - e^{\rho} y_i) \\ \nabla_{\rho} \nabla_{(\alpha, \kappa)} \ell(\alpha, \kappa, \rho) &= e^{\rho} \sum_{d_i=1} \binom{x_i}{s_i} y_i + e^{\rho} \sum_{d_i=0} \binom{x_i}{s_i} y_i D (e^{\rho} y_i - x_i^{\top} \alpha - s_i^{\top} \kappa) \\ \nabla_{\rho}^2 \ell(\alpha, \kappa, \rho) &= \nabla_{\rho} \ell(\alpha, \kappa, \rho) - n_o - e^{2\rho} \left[\sum_{d_i=1} y_i^2 + \sum_{d_i=0} y_i^2 D (e^{\rho} y_i - x_i^{\top} \alpha - s_i^{\top} \kappa) \right]\end{aligned}$$

The priors on (α, κ, ρ) implied by (6)-(7) are

$$\begin{aligned}\tilde{\pi}_1(\alpha_{\gamma}, \kappa_{\gamma}, \rho) &= \prod_{\gamma_j \geq 1} \frac{\alpha_j^2}{g_M} N(\alpha_j; 0, g_M) \prod_{\gamma_j=2} N(\kappa_j; 0, g_S (S_j^{\top} S_j)^{-1}) \text{IG}(e^{-2\rho}; a_{\sigma}/2, b_{\sigma}/2) 2e^{-2\rho}. \\ \tilde{\pi}_2(\alpha_{\gamma}, \kappa_{\gamma}, \rho) &= \prod_{\gamma_j \geq 1} e^{\sqrt{2-g_E}/\alpha_j^2} N(\alpha_j; 0, g_E) \prod_{\gamma_j=2} N(\kappa_j; 0, g_S (S_j^{\top} S_j)^{-1}) \text{IG}(e^{-2\rho}; a_{\sigma}/2, b_{\sigma}/2) 2e^{-2\rho}.\end{aligned}$$

The gradients of $\log \tilde{\pi}_1$ and $\log \tilde{\pi}_2$ with respect to $(\alpha_{\gamma}, \kappa_{\gamma})$ are the same expressions given for $\log \pi_1$ and $\log \pi_2$ above. The gradient and hessian with respect to ρ are

$$\begin{aligned}\nabla_{\rho} \log \tilde{\pi}_l(\alpha_{\gamma}, \kappa_{\gamma}, \rho) &= a_{\sigma} - b_{\sigma} e^{2\rho} \\ \nabla_{\rho}^2 \log \tilde{\pi}_l(\alpha_{\gamma}, \kappa_{\gamma}, \rho) &= -2b_{\sigma} e^{2\rho}\end{aligned}$$

for $l = 1, 2$, and clearly $\nabla_{\rho} \nabla_{\alpha} = \nabla_{\rho} \nabla_{\kappa} = 0$.

9 Coordinate Descent Algorithm

In order to calculate the MLE and MAP, we propose the following Coordinate Descent algorithm, which is formulated for a generic function $f : \mathbb{R}^p \times \mathbb{R}_+ \rightarrow \mathbb{R}$, which can be either the log-likelihood or the log-posterior.

Algorithm 2 Coordinate Descent Algorithm

- 1: Select the initial points $\eta^{(0)} = (\alpha^{(0)}, \tau^{(0)})$, and the number of iterations M .
- 2: For $j = 1, \dots, p$

S1. Define

$$\tilde{f}(a) = f(\alpha_1^{(0)}, \dots, \alpha_{j-1}^{(0)}, a, \alpha_{j+1}^{(0)}, \dots, \alpha_p^{(0)}, \tau^{(0)}).$$

S2. Define $a_{new} = \alpha_j^{(0)} - \tilde{f}'(\alpha_j^{(0)})/\tilde{f}''(\alpha_j^{(0)})$.

S3. If $\tilde{f}(a_{new}) > \tilde{f}(\alpha_j^{(0)})$ then update $\alpha_j^{(1)} = a_{new}$.

S4. If $\tilde{f}(a_{new}) \leq \tilde{f}(\alpha_j^{(0)})$ reduce the step size $a_{new} = \alpha_j^{(0)} - c(\tilde{f}'(\alpha_j^{(0)})/\tilde{f}''(\alpha_j^{(0)}))$, for some $c \in (0, 1)$, until $\tilde{f}(a_{new}) > \tilde{f}(\alpha_j^{(0)})$, and update $\alpha_j^{(1)} = a_{new}$.

- 3: Define

$$\tilde{f}(t) = f(\alpha^{(1)}, t).$$

T1. Define $\tau_{new} = \tau^{(0)} - \tilde{f}'(\tau^{(0)})/\tilde{f}''(\tau^{(0)})$.

T2. If $\tilde{f}(\tau_{new}) > \tilde{f}(\tau^{(0)})$ then update $\tau^{(1)} = \tau_{new}$.

T3. If $\tilde{f}(\tau_{new}) \leq \tilde{f}(\tau^{(0)})$ reduce the step size $\tau_{new} = \tau^{(0)} - c(\tilde{f}'(\tau^{(0)})/\tilde{f}''(\tau^{(0)}))$, for some $c \in (0, 1)$, until $\tilde{f}(\tau_{new}) > \tilde{f}(\tau^{(0)})$, and update $\tau^{(1)} = \tau_{new}$.

- 4: If $m = M$ or $f(\alpha^{(m)}, \tau^{(m)}) - f(\alpha^{(m-1)}, \tau^{(m-1)}) < c$, then stop. Otherwise set $m = m + 1$ and go back to 2.
-

The stopping criterion is either reaching the maximum number of iterations M or (hopefully) converging earlier than that. In practice, this is diagnosed by the increase in the log-likelihood (log-posterior) being smaller than c , for some small c (say $c = 0.01$). This can save massive time, and is a way to diagnose convergence (in contrast to stopping after M iterations, when one may still not have converged).

10 Proofs of Asymptotic results

10.1 Proof of Proposition 1

Let $M_n(\eta_\gamma) = n^{-1}\ell(\eta_\gamma)$ be the average log-likelihood evaluated at η_γ . By the law of large numbers and the *i.i.d.* assumption, $M_n(\eta_\gamma) \xrightarrow{P} M(\eta_\gamma)$, for each $\eta_\gamma \in \Gamma_\gamma$, where $M(\eta_\gamma) =$

$$\begin{aligned} & P_{F_0}(d_1 = 1) \mathbb{E}_{F_0} \left[\log(\tau) - \frac{1}{2} \log(2\pi) - \frac{1}{2} \left(\tau \log(o_1) - x_1^\top \alpha_\gamma - s_1^\top \kappa_\gamma \right)^2 \mid d_1 = 1 \right] \\ & + P_{F_0}(d_1 = 0) \mathbb{E}_{F_0} \left[\log \Phi \left(x_1^\top \alpha_\gamma + s_1^\top \kappa_\gamma - \tau \log(c_1) \right) \mid d_1 = 0 \right] \end{aligned} \quad (19)$$

is the expectation under the data-generating F_0 .

Conditions A2 and A4 (with $l = 1$) together with the Cauchy-Schwarz inequality imply that $M(\eta_\gamma) < \infty$. The aim now is to first show that $M_n(\eta_\gamma)$ converges to its expected value $M(\eta_\gamma)$ uniformly in η_γ , which implies that $(\widehat{\alpha}_\gamma, \widehat{\kappa}_\gamma, \widehat{\tau}) \xrightarrow{P} (\alpha_\gamma^*, \kappa_\gamma^*, \tau^*)$. To see that $M_n(\eta_\gamma)$ converges to $M(\eta_\gamma)$, uniformly in η_γ , we note that under Conditions A1-A5 and by the results in Burrige (1981), $M_n(\eta_\gamma)$ is a sequence of concave functions in η_γ . Then applying the convexity lemma in Pollard (1991) gives that

$$\sup_{(\alpha_\gamma, \kappa_\gamma, \tau) \in K} |M_n(\eta_\gamma) - M(\eta_\gamma)| \xrightarrow{P} 0, \quad (20)$$

for each compact set $K \subseteq \Gamma_\gamma$, and also that $M(\eta_\gamma)$ is finite and concave in η_γ and thus has a unique maximum η_γ^* . That is, for a distance measure $d(\cdot)$ and every $\varepsilon > 0$ we have

$$\sup_{d(\eta_\gamma^*, \eta_\gamma) \geq \varepsilon} M(\eta_\gamma) < M(\eta_\gamma^*). \quad (21)$$

The consistency result $\widehat{\eta}_\gamma \xrightarrow{P} \eta_\gamma^*$ follows directly from (20) and (21) together with Theorem 5.7 from van der Vaart (1998).

10.2 KL-optimal parameter values for specific censoring mechanisms

We seek to describe the contribution of censored observations to the expected log-likelihood $M(\eta_\gamma)$,

$$P_{F_0}(d_1 = 0) \mathbb{E}_{F_0} \left[\log \Phi \left(x_1^\top \alpha_\gamma + s_1^\top \kappa_\gamma - \tau \log(c_1) \right) \mid d_1 = 0 \right].$$

We consider separately two limiting cases where there is early censoring, late censoring, and third case where there is an informative censoring that depends on the distribution of the response. Specifically let $t = x_1^\top \alpha_\gamma + s_1^\top \kappa_\gamma - \tau \log(c_1)$, we consider an early censoring where $t \rightarrow \infty$, late censoring where $t \rightarrow -\infty$, and an informative censoring where t depends on the median survival time as estimated by the best asymptotic model. For any two functions $f(t), g(t)$ let $f(t) \asymp g(t)$ denote $\lim_{t \rightarrow \infty} f(t)/g(t) = 1$.

1. Consider early censoring where $t \rightarrow \infty$. From Abramowitz and Stegun (1965) (page 932, Expression 26.2.12), as $t \rightarrow \infty$,

$$\log \Phi(t) \asymp \log(1 - \phi(t)/t) \asymp -\phi(t)/t.$$

The idea is to show that $\log \Phi(t)$ can be replaced by $\log(1 - \phi(t)/t)$ as $t \rightarrow \infty$, and similarly that the latter can be replaced by $-\phi(t)/t$.

$$\begin{aligned} \lim_{t \rightarrow \infty} \frac{\mathbb{E}_{F_0} [\log \Phi(t) \mid d_1 = 0]}{\mathbb{E}_{F_0} [\log(1 - \phi(t)/t) \mid d_1 = 0]} &= \lim_{t \rightarrow \infty} \frac{\mathbb{E}_{F_0} [\log(\Phi(t)/(1 - \phi(t)/t)) + \log(1 - \phi(t)/t) \mid d_1 = 0]}{\mathbb{E}_{F_0} [\log(1 - \phi(t)/t) \mid d_1 = 0]} \\ &= 1 + \lim_{t \rightarrow \infty} \frac{\mathbb{E}_{F_0} [\log(\Phi(t)/(1 - \phi(t)/t)) \mid d_1 = 0]}{\mathbb{E}_{F_0} [\log(1 - \phi(t)/t) \mid d_1 = 0]} = 1, \end{aligned}$$

where to obtain the right-hand side we applied the Dominated Convergence Theorem to the term $\mathbb{E}_{F_0} [\log(\Phi(t)/(1 - \phi(t)/t)) \mid d_1 = 0]$ and similarly we applied the Monotone Convergence Theorem to $\mathbb{E}_{F_0} [\log(1 - \phi(t)/t) \mid d_1 = 0]$. Proceeding analogously shows that

$$\lim_{t \rightarrow \infty} \frac{\mathbb{E}_{F_0} [\log(1 - \phi(t)/t) \mid d_1 = 0]}{\mathbb{E}_{F_0} [-\phi(t)/t \mid d_1 = 0]} = 1,$$

and therefore

$$\mathbb{E}_{F_0} \left[\log \Phi \left(x_1^\top \alpha_\gamma + s_1^\top \kappa_\gamma - \tau \log(c_1) \right) \mid d_1 = 0 \right] \asymp \mathbb{E}_{F_0} \left[\frac{\phi \left(\tau \log(c_1) - x_1^\top \alpha_\gamma - s_1^\top \kappa_\gamma \right)}{\tau \log(c_1) - x_1^\top \alpha_\gamma - s_1^\top \kappa_\gamma} \right].$$

2. Consider now the limiting case where there is late censoring, that is $t \rightarrow -\infty$. Using that $\Phi(t) = \phi(t)/r(t)$ where $r(t)$ is the Normal inverse Mills ratio and dropping terms that do not depend on $(\alpha_\gamma, \kappa_\gamma)$ we obtain that $(\alpha_\gamma^*, \kappa_\gamma^*)$ minimizes

$$P_{F_0}(d_1 = 1)\mathbb{E}_{F_0} \left[(\tau \log(o_1) - x_1^\top \alpha_\gamma - s_1^\top \kappa_\gamma)^2 \mid d_1 = 1 \right] + P_{F_0}(d_1 = 0) \times \\ \mathbb{E}_{F_0} \left[(\tau \log(c_1) - x_1^\top \alpha_\gamma - s_1^\top \kappa_\gamma)^2 + 2 \log r \left((x_1^\top \alpha_\gamma + s_1^\top \kappa_\gamma - \tau \log(c_1))^2 \right) \mid d_1 = 0 \right]. \quad (22)$$

To help interpret (22) we bound the inverse Mills ratio using Laplace continued fractions (Lee, 1992). Specifically for any $t < 0$,

$$r(t) \in (-t, -t - 1/t)$$

and therefore

$$\lim_{t \rightarrow -\infty} \frac{\mathbb{E}_{F_0} [\log r(t) \mid d_1 = 1]}{\mathbb{E}_{F_0} [\log(-t) \mid d_1 = 1]} = \lim_{t \rightarrow -\infty} \frac{\mathbb{E}_{F_0} [\log(r(t)/(-t)) + \log(-t) \mid d_1 = 1]}{\mathbb{E}_{F_0} [\log(-t) \mid d_1 = 1]} = \\ 1 + \lim_{t \rightarrow -\infty} \frac{\mathbb{E}_{F_0} [\log(r(t)/(-t)) \mid d_1 = 1]}{\mathbb{E}_{F_0} [\log(-t) \mid d_1 = 1]} = 1,$$

where the right-hand side follows from applying the Monotone Convergence Theorem to $\mathbb{E}_{F_0} [\log(-t)]$ and the Dominated Convergence Theorem to $\mathbb{E}_{F_0} [\log(r(t)/(-t))]$. That is, as $t \rightarrow -\infty$,

$$\mathbb{E}_{F_0} \left[\log r \left(x_1^\top \alpha_\gamma + s_1^\top \kappa_\gamma - \tau \log(c_1) \right) \mid d_1 = 0 \right] \asymp \mathbb{E}_{F_0} \left[\log \left(\tau \log(c_1) - x_1^\top \alpha_\gamma - s_1^\top \kappa_\gamma \right) \mid d_1 = 0 \right]$$

and (22) becomes equivalent to

$$P_{F_0}(d_1 = 1)\mathbb{E}_{F_0} \left[(\tau \log(o_1) - x_1^\top \alpha_\gamma - s_1^\top \kappa_\gamma)^2 \mid d_1 = 1 \right] + P_{F_0}(d_1 = 0) \times \\ \mathbb{E}_{F_0} \left[(\tau \log(c_1) - x_1^\top \alpha_\gamma - s_1^\top \kappa_\gamma)^2 + \log \left((\tau \log(c_1) - x_1^\top \alpha_\gamma - s_1^\top \kappa_\gamma)^2 \right) \mid d_1 = 0 \right].$$

3. Finally consider a hypothetical scenario where censoring occurs at a fixed quantile of the best asymptotic model. That is, $\tau^* \log(c_1) - x_1^\top \alpha_\gamma^* - s_1^\top \kappa_\gamma^* = \lambda$ where λ determines the quantile. This corresponds to informative censoring, thus violating assumptions A1. In this case, the expected log-likelihood has the following minimum

$$M(\eta_\gamma^*) = P_{F_0}(d_1 = 1)\mathbb{E}_{F_0} \left[\log(\tau_\gamma^*) - \frac{1}{2} \log(2\pi) - \frac{1}{2} \left(\tau^* \log(o_1) - x_1^\top \alpha_\gamma^* - s_1^\top \kappa_\gamma^* \right)^2 \mid d_1 = 1 \right] \\ + P_{F_0}(d_1 = 0) \log(\lambda).$$

10.3 Proof of Proposition 2

The proof is based on applying Theorem 5.23 in van der Vaart (1998). The conditions in that theorem require MLE consistency, which we already proved in Proposition 1, showing that the expected log-likelihood under F_0 has a non-singular hessian at the unique maximizer η_γ^* , and that log-likelihood increments in a neighbourhood of η_γ^* have finite expectation under F_0 .

To see the latter define,

$$m_{\eta_\gamma}(y_1, x_1, s_1) \equiv m(\eta_\gamma) = d_1 \left[\log(\tau) - \frac{1}{2} \log(2\pi) - \frac{1}{2} \left(\tau \log(o_1) - x_1^\top \alpha_\gamma - s_1^\top \kappa_\gamma \right)^2 \right] \\ + (1 - d_1) \left[\log \Phi \left(x_1^\top \alpha_\gamma + s_1^\top \kappa_\gamma - \tau \log(c_1) \right) \right],$$

let $\mathcal{B}_{\eta_\gamma^*} \subset \Gamma_\gamma$ be a neighbourhood of η_γ^* and consider $\eta_1, \eta_2 \in \mathcal{B}_{\eta_\gamma^*}$. We need to show that $|m_{\eta_1}(y_1, x_1, s_1) - m_{\eta_2}(y_1, x_1, s_1)|$ has finite expectation under F_0 . Using the mean value theorem and the Cauchy-Schwarz inequality it follows that, with probability 1,

$$\begin{aligned} |m_{\eta_1}(y_1, x_1, s_1) - m_{\eta_2}(y_1, x_1, s_1)| &= |\nabla m_{\eta_c}(y_1, x_1, s_1)^\top (\eta_1 - \eta_2)| \\ &\leq \|\nabla m_{\eta_c}(y_1, x_1, s_1)\| \cdot \|\eta_1 - \eta_2\| \leq K(y_1, x_1, s_1) \cdot \|\eta_1 - \eta_2\|, \end{aligned}$$

where $\nabla m_{\eta_\gamma}(y_1, x_1, s_1)$ is the gradient of $m_{\eta_\gamma}(y_1, x_1, s_1)$, $\eta_c = (1-c)\eta_1 + c\eta_2$ for some $c \in (0, 1)$ and $K(y_1, x_1, s_1) = \sup_{\mathcal{B}_{\eta_\gamma^*}} \|\nabla m_{\eta_\gamma}(y_1, x_1, s_1)\|$. Therefore it suffices to see that $K(y_1, x_1, s_1)$ has finite expectation. The gradient is given by

$$\begin{aligned} \nabla_{(\alpha_\gamma, \kappa_\gamma)} m_{\eta_\gamma}(y_1, x_1, s_1) &= d_1 \left(\tau \log(o_1) - x_1^\top \alpha_\gamma - s_1^\top \kappa_\gamma \right) \begin{pmatrix} x_1 \\ s_1 \end{pmatrix} \\ &\quad + (1-d_1)r \left(x_1^\top \alpha_\gamma + s_1^\top \kappa_\gamma - \tau \log(c_1) \right) \begin{pmatrix} x_1 \\ s_1 \end{pmatrix}, \\ \nabla_\tau m_{\eta_\gamma}(y_1, x_1, s_1) &= \frac{1}{\tau} - d_1 \left(\tau \log(o_1) - x_1^\top \alpha_\gamma - s_1^\top \kappa_\gamma \right) \log(o_1) \\ &\quad - (1-d_1)r \left(x_1^\top \alpha_\gamma + s_1^\top \kappa_\gamma - \tau \log(c_1) \right) \log(c_1). \end{aligned}$$

which is finite for each value of $\eta \in \Gamma_\gamma$. Using Minkowski's inequality, it follows that the norm of $\nabla m_{\eta_\gamma}(y_1, x_1, s_1)$ is upper bounded by the sum of the norm of its entries. Thus, by a sequential application of the triangle and Hölder's inequalities it follows that, almost surely,

$$\begin{aligned} \left\| \nabla_{(\alpha_\gamma, \kappa_\gamma, \tau)} m_{\eta_\gamma}(y_1, x_1, s_1) \right\| &\leq \tau |\log(o_1)| \left\| \begin{pmatrix} x_1 \\ s_1 \end{pmatrix} \right\| + \left\| \begin{pmatrix} x_1 \\ s_1 \end{pmatrix} \right\|^2 \left\| \begin{pmatrix} \alpha_\gamma \\ \kappa_\gamma \end{pmatrix} \right\| \\ &\quad + r \left(x_1^\top \alpha_\gamma + s_1^\top \kappa_\gamma - \tau \log(c_1) \right) \left\| \begin{pmatrix} x_1 \\ s_1 \end{pmatrix} \right\| \\ &\quad + \frac{1}{\tau} + \tau \log(o_1)^2 + \left\| \begin{pmatrix} x_1 \\ s_1 \end{pmatrix} \right\| \left\| \begin{pmatrix} \alpha_\gamma \\ \kappa_\gamma \end{pmatrix} \right\| |\log(o_1)| \\ &\quad + r \left(x_1^\top \alpha_\gamma + s_1^\top \kappa_\gamma - \tau \log(c_1) \right) |\log(c_1)|. \end{aligned}$$

This bound together with assumptions A4-A5, and using that $r(z) = \mathcal{O}(|z|)$ as $z \rightarrow -\infty$ (Small, 2010), imply that

$$\int K(y_1, x_1, s_1)^2 dF_0(o_1 | z_1) dF_0(c_1 | z_1) dF_0(z_1) < \infty,$$

where $z_1 = (x_1^\top, s_1^\top)^\top$.

We now show that the Hessian of the expected log-likelihood $M(\eta_\gamma)$ in (19) is non-singular at η_γ^* . For ease of notation let $\rho = P_{F_0}(d_1 = 1)$. Then

$$\begin{aligned} M(\eta_\gamma) &= \rho \log(\tau) - \frac{\rho}{2} \log(2\pi) - \frac{\rho}{2} \int \left(\tau \log(o_1) - x_1^\top \alpha_\gamma - s_1^\top \kappa_\gamma \right)^2 dF_0(o_1, z_1 | d_1 = 1) \\ &\quad + (1-\rho) \int \log \Phi \left(x_1^\top \alpha_\gamma + s_1^\top \kappa_\gamma - \tau \log(c_1) \right) dF_0(c_1, z_1 | d_1 = 0). \end{aligned}$$

To obtain the gradient of $M(\eta_\gamma)$, note that under Conditions A4-A5 we can apply Leibniz's integral rule

to differentiate under the integral sign, and hence

$$\begin{aligned}
\nabla_{(\alpha_\gamma, \kappa_\gamma)} M(\eta_\gamma) &= \rho \int \left(\tau \log(o_1) - x_1^\top \alpha_\gamma - s_1^\top \kappa_\gamma \right) \begin{pmatrix} x_1 \\ s_1 \end{pmatrix} dF_0(o_1, z_1 \mid d_1 = 1) \\
&\quad + (1 - \rho) \int r \left(x_1^\top \alpha_\gamma + s_1^\top \kappa_\gamma - \tau \log(c_1) \right) \begin{pmatrix} x_1 \\ s_1 \end{pmatrix} dF_0(c_1, z_1 \mid d_1 = 0), \\
\nabla_\tau M(\eta_\gamma) &= \frac{\rho}{\tau} - \rho \int \left(\tau \log(o_1) - x_1^\top \alpha_\gamma - s_1^\top \kappa_\gamma \right) \log(o_1) dF_0(o_1, z_1 \mid d_1 = 1) \\
&\quad - (1 - \rho) \int r \left(x_1^\top \alpha_\gamma + s_1^\top \kappa_\gamma - \tau \log(c_1) \right) \log(c_1) dF_0(c_1, z_1 \mid d_1 = 0),
\end{aligned}$$

Similarly, the entries of the Hessian matrix are

$$\begin{aligned}
\nabla_{(\alpha_\gamma, \kappa_\gamma)}^2 M(\eta_\gamma) &= -\rho \int \begin{pmatrix} x_1 \\ s_1 \end{pmatrix} \begin{pmatrix} x_1 \\ s_1 \end{pmatrix}^\top dF_0(z_1 \mid d_1 = 1) \\
&\quad + (1 - \rho) \int D \left(\tau \log(c_1) - x_1^\top \alpha_\gamma - s_1^\top \kappa_\gamma \right) \begin{pmatrix} x_1 \\ s_1 \end{pmatrix} \begin{pmatrix} x_1 \\ s_1 \end{pmatrix}^\top dF_0(c_1, z_1 \mid d_1 = 0), \\
\nabla_\tau \nabla_{(\alpha_\gamma, \kappa_\gamma)} M(\eta_\gamma) &= \rho \int \log(o_1) \begin{pmatrix} x_1 \\ s_1 \end{pmatrix} dF_0(o_1, z_1 \mid d_1 = 1) \\
&\quad + (1 - \rho) \int D \left(\tau \log(c_1) - x_1^\top \alpha_\gamma - s_1^\top \kappa_\gamma \right) \log(c_1) \begin{pmatrix} x_1 \\ s_1 \end{pmatrix} dF_0(c_1, z_1 \mid d_1 = 0), \\
\nabla_\tau^2 M(\eta_\gamma) &= -\frac{\rho}{\tau^2} - \rho \int \log(o_1)^2 dF_0(o_1 \mid z_1, d_1 = 1) dF_0(z_1 \mid d_1 = 1) \\
&\quad - (1 - \rho) \int D \left(\tau \log(c_1) - x_1^\top \alpha_\gamma - s_1^\top \kappa_\gamma \right) \log(c_1)^2 dF_0(c_1, z_1 \mid d_1 = 0).
\end{aligned}$$

The finiteness of $M(\eta_\gamma)$, its gradient and Hessian follows by Conditions A4-A5. From Proposition 1, we have that $M(\eta_\gamma)$ is concave and, consequently, the Hessian

$$V_{\eta_\gamma} = \begin{pmatrix} \nabla_{(\alpha_\gamma, \kappa_\gamma)}^2 M(\eta_\gamma) & \nabla_\tau \nabla_{(\alpha_\gamma, \kappa_\gamma)} M(\eta_\gamma) \\ \nabla_\tau \nabla_{(\alpha_\gamma, \kappa_\gamma)} M(\eta_\gamma) & \nabla_\tau^2 M(\eta_\gamma) \end{pmatrix},$$

is non-singular everywhere. Thus, the asymptotic normality follows by Theorem 5.23 from van der Vaart (1998) together with the consistency results in Proposition 1.

10.4 Proof of Proposition 3

We aim to characterize the asymptotic behaviour of Laplace-approximated Bayes factors

$$B_{\gamma\gamma^*} = \frac{\widehat{p}(y \mid \gamma)}{\widehat{p}(y \mid \gamma^*)} = e^{\ell(\tilde{\eta}_\gamma) - \ell(\tilde{\eta}_{\gamma^*})} \times \frac{\pi(\tilde{\eta}_\gamma \mid \gamma)}{\pi(\tilde{\eta}_{\gamma^*} \mid \gamma^*)} \times (2\pi)^{\frac{d_\gamma - d_{\gamma^*}}{2}} \times \frac{|H(\tilde{\eta}_{\gamma^*}) + \nabla^2 \log \pi(\tilde{\eta}_{\gamma^*})|^{\frac{1}{2}}}{|H(\tilde{\eta}_\gamma) + \nabla^2 \log \pi(\tilde{\eta}_\gamma)|^{\frac{1}{2}}}, \quad (23)$$

where $y_i = \min\{o_i, c_i\}$ and the data-generating truth $(o_i, c_i, z_i) \sim F_0$ satisfies A1, A3, A4 and A5. $H(\tilde{\eta}_{\gamma^*})$ and $H(\tilde{\eta}_\gamma)$ denote the log-likelihood Hessians under models γ^* and γ (respectively), evaluated at the posterior modes $\tilde{\eta}_{\gamma^*}$ and $\tilde{\eta}_\gamma$. The proof strategy is to characterize each term in (23) individually, then combine the results. First, $(2\pi)^{(d_\gamma - d_{\gamma^*})/2}$ is a constant since d_γ and d_{γ^*} are fixed by assumption. Now, note that

$$\frac{|H(\tilde{\eta}_{\gamma^*}) + \nabla^2 \log \pi(\tilde{\eta}_{\gamma^*})|^{\frac{1}{2}}}{|H(\tilde{\eta}_\gamma) + \nabla^2 \log \pi(\tilde{\eta}_\gamma)|^{\frac{1}{2}}} = n^{\frac{d_{\gamma^*} - d_\gamma}{2}} \frac{|n^{-1} [H(\tilde{\eta}_{\gamma^*}) + \nabla^2 \log \pi(\tilde{\eta}_{\gamma^*})]|^{\frac{1}{2}}}{|n^{-1} [H(\tilde{\eta}_\gamma) + \nabla^2 \log \pi(\tilde{\eta}_\gamma)]|^{\frac{1}{2}}}.$$

By Proposition 1 together with Proposition 2(i) from Rossell and Telesca (2017), we have that the posterior modes $\tilde{\eta}_\gamma \xrightarrow{P} \eta_\gamma^*$ and $\tilde{\eta}_{\gamma^*} \xrightarrow{P} \eta_{\gamma^*}^*$ under the block-Zellner prior π_L , the MOM-Zellner prior π_M and also under the eMOM-Zellner prior π_E . Then, appealing to the continuous mapping theorem and the asymptotic Hessians $H(\eta_\gamma^*)$ and $H(\eta_{\gamma^*}^*)$ being negative definite (Proposition 2 and convexity lemma),

$$\frac{|n^{-1} [H(\tilde{\eta}_{\gamma^*}) + \nabla^2 \log \pi(\tilde{\eta}_{\gamma^*})]|^{\frac{1}{2}}}{|n^{-1} [H(\tilde{\eta}_\gamma) + \nabla^2 \log \pi(\tilde{\eta}_\gamma)]|^{\frac{1}{2}}} \xrightarrow{P} \frac{|H(\eta_{\gamma^*}^*)|^{\frac{1}{2}}}{|H(\eta_\gamma^*)|^{\frac{1}{2}}}$$

where the right-hand side is fixed, since $\eta_{\gamma^*}^*$ and η_γ^* are fixed by assumption. Therefore

$$\frac{|H(\tilde{\eta}_{\gamma^*}) + \nabla^2 \log \pi(\tilde{\eta}_{\gamma^*})|^{\frac{1}{2}}}{|H(\tilde{\eta}_\gamma) + \nabla^2 \log \pi(\tilde{\eta}_\gamma)|^{\frac{1}{2}}} \times n^{\frac{d_\gamma - d_{\gamma^*}}{2}} \frac{|H(\eta_\gamma^*)|^{\frac{1}{2}}}{|H(\eta_{\gamma^*}^*)|^{\frac{1}{2}}} \xrightarrow{P} 1. \quad (24)$$

It is worth noticing that although the asymptotic expression for the ratio of Hessian determinants is reminiscent of the case without censoring (Johnson and Rossell, 2012; Rossell and Rubio, 2018), its behavior is different as here $H(\cdot)$ is a weighted sum across uncensored and censored observations, and the latter features a discount factor driven by $D(\cdot)$ displayed in Figure 1 (see Section 10.3).

To characterize the two remaining terms in (23) we must consider separately the case where $\gamma^* \not\subset \gamma$ and the case where $\gamma^* \subset \gamma$.

- (i) **Case $\gamma^* \subset \gamma$.** In this case, we have $M(\eta_\gamma^*) - M(\eta_{\gamma^*}^*) = 0$. The idea is to first show that $\ell(\tilde{\eta}_\gamma) - \ell(\tilde{\eta}_{\gamma^*}) = O_p(1)$ using standard theory on the likelihood ratio statistic. From Rossell and Telesca (2017) and the consistency of the maximum likelihood estimators, we get that $\ell(\tilde{\eta}_\gamma) - \ell(\tilde{\eta}_{\gamma^*}) = \ell(\hat{\eta}_\gamma) - \ell(\hat{\eta}_{\gamma^*}) + o_p(1)$. Let $U = V_{\eta_\gamma^*}$, $W_{\gamma^*} = V_{\eta_{\gamma^*}^*}^{-1} \mathbb{E}[\nabla m_{\eta_\gamma^*} \nabla m_{\eta_{\gamma^*}^*}^\top] V_{\eta_{\gamma^*}^*}^{-1}$. From Proposition 2 we have that

$$\sqrt{n}(\hat{\eta}_\gamma - \eta_\gamma^*) \xrightarrow{D} N(0, W_{\gamma^*}) \Rightarrow z \xrightarrow{D} N(0, I),$$

where $z = \sqrt{n} W_{\gamma^*}^{-1/2} (\hat{\eta}_\gamma - \eta_\gamma^*)$. Now, note that the Hessian matrix of the log-likelihood converges to a non-singular matrix by Proposition 2, and that $\sqrt{n}(\hat{\eta}_\gamma - \hat{\eta}_{\gamma^*}) = O_p(1)$ (with respect to the Euclidean norm) by Propositions 1 and 2. Then, we can expand the likelihood ratio as (see Chapter 16 of van der Vaart, 1998)

$$\begin{aligned} 2[\ell(\hat{\eta}_\gamma) - \ell(\hat{\eta}_{\gamma^*})] &= n(\hat{\eta}_\gamma - \hat{\eta}_{\gamma^*})^\top U^{-1}(\hat{\eta}_\gamma - \hat{\eta}_{\gamma^*}) + o_p(1) \\ &= n\hat{\eta}_{\gamma \setminus \gamma^*}^\top U_{\gamma \setminus \gamma^*}^{-1} \hat{\eta}_{\gamma \setminus \gamma^*} + o_p(1), \\ &= z^\top W_{\gamma \setminus \gamma^*}^{1/2} U_{\gamma \setminus \gamma^*}^{-1} W_{\gamma \setminus \gamma^*}^{1/2} z + o_p(1). \end{aligned}$$

If the model is correctly specified, then $W_{\gamma \setminus \gamma^*}^{1/2} U_{\gamma \setminus \gamma^*}^{-1} W_{\gamma \setminus \gamma^*}^{1/2} = I$, obtaining $z^\top z \xrightarrow{D} \chi_{d_\gamma - d_{\gamma^*}}^2$. If the model is misspecified, then the right-hand side converges in distribution to a linear combination of independent chi-square random variables (Baldessari, 1967) and can be upper bounded by

$$z^\top W_{\gamma \setminus \gamma^*}^{1/2} U_{\gamma \setminus \gamma^*}^{-1} W_{\gamma \setminus \gamma^*}^{1/2} z \leq \lambda \left(W_{\gamma^*}^{1/2} U_{\gamma^*}^{-1} W_{\gamma^*}^{1/2} \right) z^\top z$$

where $\lambda(\cdot)$ denotes the largest eigenvalue (and is a bounded constant under our assumptions) and $z^\top z \xrightarrow{D} \chi_{d_\gamma - d_{\gamma^*}}^2$. That is, $2[\ell(\tilde{\eta}_\gamma) - \ell(\tilde{\eta}_{\gamma^*})] \xrightarrow{D} \lambda \left(W_{\gamma^*}^{1/2} U_{\gamma^*}^{-1} W_{\gamma^*}^{1/2} \right) \chi_{d_\gamma - d_{\gamma^*}}^2 = O_p(1)$.

Next, we characterize the second term in (23). The local prior structure is given by

$$\pi_L(\beta_\gamma, \delta_\gamma \mid \sigma^2) = \prod_{\gamma_j \geq 1} N(\beta_j; 0, g_L \sigma^2 / (x_j^\top x_j)) \prod_{\gamma_j = 2} N(\delta_j; 0, g_S \sigma^2 (S_j^\top S_j)^{-1}), \quad (25)$$

The optimal parameter values under model γ can be written as $\eta_\gamma^* = (\eta_{\gamma^*}^*, \xi^*)$, where $\xi^* = 0$. The terms corresponding to the common parameters $\eta_{\gamma^*}^*$ in the numerator cancels out with those in the denominator. Then, for $\pi_L(\xi^*)$, equation (25) is essentially a constant times

$$\prod_{j:\gamma_j > 0, \gamma_j^* = 0} \left(\frac{x_j^\top x_j}{g_L} \right)^{1/2} \prod_{j:\gamma_j = 2, \gamma_j^* \neq 2} \left| \frac{s_j^\top s_j}{g_S} \right|^{1/2}.$$

Assuming that $x_j^\top x_j$ is proportional to n (e.g. it is equal to n if the covariates are centered and scaled to unit variance), and that $|s_j^\top s_j|$ is of order n^r . From Proposition 1 above and Proposition 5 in Rossell and Rubio (2018), it follows that

$$\frac{\pi_L(\tilde{\eta}_\gamma | \gamma)}{\pi_L(\tilde{\eta}_{\gamma^*} | \gamma^*)} = \left[\frac{g_L}{n} \right]^{\frac{p_{\gamma^*} - p_\gamma}{2}} \left[\frac{g_S}{n} \right]^{\frac{r(s_{\gamma^*} - s_\gamma)}{2}} O_p(1).$$

Combining this expression with (24) and recalling that $d_\gamma = p_\gamma + r s_\gamma$, we obtain

$$B_{\gamma\gamma^*} = O_p \left(\frac{p_{\gamma^*} - p_\gamma}{g_L^2} \frac{r(s_{\gamma^*} - s_\gamma)}{g_S^2} \right),$$

as we wished to prove.

A similar reasoning can be applied to non-local priors, where we follow the proof in Rossell and Rubio (2018). Consider first the pMOMZ prior in (6). By using Rossell and Telesca (2017), Proposition 2(i), it follows that the posterior mode $\tilde{\alpha}_{\gamma j} - \hat{\alpha}_{\gamma j} = O_p(1/n)$, $\tilde{\kappa}_{\gamma j} - \hat{\kappa}_{\gamma j} = O_p(1/n)$. Hence for any coefficient j in $\gamma \setminus \gamma^*$ we have that $\tilde{\alpha}_{\gamma j} = O_p(n^{-1/2})$ and $\tilde{\kappa}_{\gamma j} = O_p(n^{-1/2})$, whereas for coefficients in γ^* we have that $\tilde{\alpha}_{\gamma j} \xrightarrow{P} \alpha_{\gamma j}^*$ and $\tilde{\kappa}_{\gamma j} \xrightarrow{P} \kappa_{\gamma j}^*$. Consequently, the ratio of prior densities is

$$\begin{aligned} \frac{\pi_M(\tilde{\eta}_\gamma | \gamma)}{\pi_M(\tilde{\eta}_{\gamma^*} | \gamma^*)} &= \frac{\pi_L(\tilde{\eta}_\gamma | \gamma)}{\pi_L(\tilde{\eta}_{\gamma^*} | \gamma^*)} \left[\prod_{j \in \gamma \setminus \gamma^*} \tilde{\alpha}_{\gamma j}^2 / g_M \right] \frac{\prod_{j \in \gamma^*} \tilde{\alpha}_{\gamma j}^2 / g_M}{\prod_{j \in \gamma^*} \tilde{\alpha}_{\gamma^* j}^2 / g_M} \\ &= O_p \left(\frac{p_{\gamma^*} - p_\gamma}{g_M^2} \left[\frac{g_S}{n} \right]^{\frac{r(s_{\gamma^*} - s_\gamma)}{2}} \right) \times O_p([ng_M]^{p_{\gamma^*} - p_\gamma}) \times O_p(1) \\ &= g_M^{3(p_{\gamma^*} - p_\gamma)/2} n^{p_{\gamma^*} - p_\gamma} \left[\frac{g_S}{n} \right]^{\frac{r(s_{\gamma^*} - s_\gamma)}{2}} O_p(1). \end{aligned}$$

Combining this expression with (24) and recalling that $d_\gamma = p_\gamma + r s_\gamma$, we obtain

$$B_{\gamma\gamma^*} = g_M^{3(p_{\gamma^*} - p_\gamma)/2} n^{p_{\gamma^*} - p_\gamma} \left[\frac{g_S}{n} \right]^{\frac{r(s_{\gamma^*} - s_\gamma)}{2}} n^{\frac{d_{\gamma^*} - d_\gamma}{2}} O_p(1) = (g_M n)^{3(p_{\gamma^*} - p_\gamma)/2} g_S^{\frac{r(s_{\gamma^*} - s_\gamma)}{2}} O_p(1),$$

as we wished to prove.

Consider now the peMOM prior in (7). From Proposition 2(i) in (Rossell and Telesca, 2017) it follows that for any coefficient j in $\gamma \setminus \gamma^*$ we have that $\tilde{\alpha}_{\gamma j} = O_p(n^{-1/4})$, $\tilde{\kappa}_{\gamma j} - \hat{\kappa}_{\gamma j} = O_p(n^{-1/4})$, and $e^{-g_E/\tilde{\alpha}_{\gamma j}^2} = O_p(e^{-g_E\sqrt{n}})$, whereas for any j in γ^* we have $\tilde{\alpha}_{\gamma j} \xrightarrow{P} \alpha_{\gamma j}^*$ and $\tilde{\kappa}_{\gamma j} \xrightarrow{P} \kappa_{\gamma j}^*$. Consequently, the ratio of priors is

$$\begin{aligned} \frac{\pi_E(\tilde{\eta}_\gamma | \gamma)}{\pi_E(\tilde{\eta}_{\gamma^*} | \gamma^*)} &= \frac{\pi_L(\tilde{\eta}_\gamma | \gamma)}{\pi_L(\tilde{\eta}_{\gamma^*} | \gamma^*)} \left(\prod_{j \in \gamma \setminus \gamma^*} \frac{e^{\sqrt{2} - g_E/\tilde{\alpha}_{\gamma j}^2}}{\sqrt{g_E}} \right) \prod_{j \in \gamma^*} \frac{e^{-g_E/\tilde{\alpha}_{\gamma j}^2}}{e^{-g_E/\tilde{\alpha}_{\gamma^* j}^2}} \\ &= O_p \left(\frac{p_{\gamma^*} - p_\gamma}{g_E^2} \left[\frac{g_S}{n} \right]^{\frac{r(s_{\gamma^*} - s_\gamma)}{2}} \right) \times O_p \left(\frac{e^{-g_E\sqrt{n}(p_\gamma - p_{\gamma^*})}}{g_E^{(p_\gamma - p_{\gamma^*})/2}} \right) \times O_p(1) \\ &= g_E^{p_{\gamma^*} - p_\gamma} \left[\frac{g_S}{n} \right]^{\frac{r(s_{\gamma^*} - s_\gamma)}{2}} e^{-g_E\sqrt{n}(p_\gamma - p_{\gamma^*})} O_p(1). \end{aligned}$$

Combining this expression with (24) and recalling that $d_\gamma = p_\gamma + r s_\gamma$, we obtain

$$\begin{aligned} B_{\gamma\gamma^*} &= g_E^{p_{\gamma^*} - p_\gamma} \left[\frac{g_S}{n} \right]^{\frac{r(s_{\gamma^*} - s_\gamma)}{2}} e^{-g_E \sqrt{n}(p_\gamma - p_{\gamma^*})} n^{\frac{d_{\gamma^*} - d_\gamma}{2}} \mathcal{O}_p(1) \\ &= (g_E \sqrt{n} e^{g_E \sqrt{n}})^{p_{\gamma^*} - p_\gamma} g_S^{\frac{r(s_{\gamma^*} - s_\gamma)}{2}} \mathcal{O}_p(1), \end{aligned}$$

as we wished to prove.

(ii) **Case** $\gamma^* \not\subset \gamma$. By Proposition 1, the law of large numbers and uniform convergence of the log-likelihood to its expectation $M(\eta)$ it follows that

$$\frac{1}{n} [\ell(\tilde{\eta}_\gamma) - \ell(\tilde{\eta}_{\gamma^*})] \xrightarrow{P} M(\eta_\gamma^*) - M(\eta_{\gamma^*}^*) = P_{F_0}(d_1 = 1) a_1(\eta_\gamma^*, \eta_{\gamma^*}^*) + P_{F_0}(d_1 = 0) a_2(\eta_\gamma^*, \eta_{\gamma^*}^*) < 0,$$

where $a_1(\eta_\gamma^*, \eta_{\gamma^*}^*) =$

$$\mathbb{E}_{F_0|d_1=1} \left[\log \left(\frac{\tau_\gamma^*}{\tau_{\gamma^*}^*} \right) - \frac{1}{2} \left(\tau_\gamma^* \log(o_1) - x_1^\top \alpha_\gamma^* - s_1^\top \kappa_\gamma^* \right)^2 + \frac{1}{2} \left(\tau_{\gamma^*}^* \log(o_1) - x_1^\top \alpha_{\gamma^*}^* - s_1^\top \kappa_{\gamma^*}^* \right)^2 \right]$$

arises from the contribution of uncensored observations and $a_2(\eta_\gamma^*, \eta_{\gamma^*}^*) =$

$$\mathbb{E}_{F_0|d_1=0} \left\{ \log \frac{\Phi(x_1^\top \alpha_\gamma^* + s_1^\top \kappa_\gamma^* - \tau_\gamma^* \log(c_1))}{\Phi(x_1^\top \alpha_{\gamma^*}^* + s_1^\top \kappa_{\gamma^*}^* - \tau_{\gamma^*}^* \log(c_1))} \right\}$$

from censored observations. If there were no censoring, then τ_γ^* has closed-form that can be plugged into $M(\eta_\gamma^*)$ to show that $a_1(\eta_\gamma^*, \eta_{\gamma^*}^*) = \mathbb{E}_{F_0|d_1=1} [\log(\tau_\gamma^*/\tau_{\gamma^*}^*)]$, *i.e.* the exponential Bayes factor rate is driven by the ratio of KL-optimal error variances between γ and γ^* . The role of a_2 is interesting in that, even under censoring and model misspecification, the Bayes factor rate depends on a loss function that depends only on the KL-optimal errors $\tau_\gamma^* \log(o_1) - x_1^\top \alpha_\gamma^* - s_1^\top \kappa_\gamma^*$ and $\tau_{\gamma^*}^* \log(c_1) - x_1^\top \alpha_{\gamma^*}^* - s_1^\top \kappa_{\gamma^*}^*$.

The behaviour of the ratio of prior densities is as follows. From the previous point, we have

$$\frac{\pi(\tilde{\eta}_\gamma | \gamma)}{\pi(\tilde{\eta}_{\gamma^*} | \gamma^*)} = \mathcal{O}_p \left(b_n \left[\frac{g_S}{n} \right]^{\frac{r(s_{\gamma^*} - s_\gamma)}{2}} \right),$$

for different functions of n , b_n , according to the prior, as discussed earlier. Note that the right-hand side is zero when α_γ^* contains some zeroes and hence a non-local prior would take the value $p(\eta_\gamma^* | \gamma) = 0$, but this gives even faster Bayes factor rates in favour of γ^* .

To summarise

$$\begin{aligned} \log(B_{\gamma\gamma^*}) &= n[M(\eta_\gamma^*) - M(\eta_{\gamma^*}^*)](1 + o_p(1)) + \log(\mathcal{O}_p(1)) + \log(\mathcal{O}_p(1)) \\ &+ \log(b_n) + \frac{r}{2}(s_{\gamma^*} - s_\gamma) \log(g_S) + \log(\mathcal{O}_p(1)) \\ &= n[M(\eta_\gamma^*) - M(\eta_{\gamma^*}^*)] + \log(b_n) + \frac{r}{2}(s_{\gamma^*} - s_\gamma) \log(g_S) + \mathcal{O}_p(1), \end{aligned}$$

as we wished to prove.

11 Proof of Proposition 4

The proof follows analogously to that of Proposition 3. Briefly, Laplace approximations to Bayes factors $B_{\gamma\gamma^*}$ are obtained by replacing the AAFT log-likelihood ℓ by the Cox partial likelihood ℓ_p in (23). The rates of the determinants in (24) remain as in Proposition 3, given that $\tilde{\eta}_\gamma \xrightarrow{P} \eta_\gamma^*$ under Conditions B1–B6 and the asymptotic Hessians being negative definite (Wong, 1986; Lin and Wei, 1989).

Let us denote $\eta_\gamma^\top = (\beta_\gamma^\top, \delta_\gamma^\top)$ and $z_{\gamma_i}^\top = (x_{\gamma_i}^\top, s_{\gamma_i}^\top)$. Define the vector functions (Struthers and Kalbfleisch, 1986; Lin and Wei, 1989)

$$\begin{aligned} s^{(k)}(t) &= E_{F_0} \left[S^{(k)}(t) \right], \\ S^{(k)}(t) &= \frac{1}{n} \sum_{i=1}^n \Psi_i(t) \lambda_i(t) z_{\gamma_i}^{\otimes k}, \\ s^{(k)}(\eta_\gamma, t) &= E_{F_0} \left[S^{(k)}(\eta_\gamma, t) \right], \\ S^{(k)}(\eta_\gamma, t) &= \frac{1}{n} \sum_{i=1}^n \Psi_i(t) \exp \left[z_i^\top \eta_\gamma \right] z_{\gamma_i}^{\otimes k}, \end{aligned}$$

where $k = 0, 1, 2$, $\lambda_i(t)$ is the true hazard function for the i th individual, $\Psi_i(t) = I(t_i \geq t)$ takes the value 1 if the i th item is at risk at time t and 0 otherwise, $a^{\otimes 2}$ refers to the matrix aa^\top , $a^{\otimes 1}$ refers to the vector a , and $a^{\otimes 0}$ refers to the scalar 1, and the expectations are taken with respect to F_0 , the true model for (t_i, d_i, z_{γ_i}) . Let η_γ^* be the solution to the system of equations $h(\eta_\gamma) = 0$, with

$$h(\eta_\gamma) = \int_0^\infty s^{(1)}(t) dt - \int_0^\infty \frac{s^{(1)}(\eta_\gamma, t)}{s^{(0)}(\eta_\gamma, t)} s^{(0)}(t) dt.$$

Define also the matrices

$$\begin{aligned} \bar{A}(\eta_\gamma) &= -\frac{1}{n} \nabla_{\eta_\gamma}^2 \ell_p(\eta_\gamma), \\ A(\eta_\gamma) &= \int_0^\infty \left\{ \frac{s^{(2)}(\eta_\gamma, t)}{s^{(0)}(\eta_\gamma, t)} - \frac{s^{(1)}(\eta_\gamma, t)^{\otimes 2}}{s^{(0)}(\eta_\gamma, t)^2} \right\} s^{(0)}(t) dt, \\ W_i(\eta_\gamma) &= d_i \left\{ z_{\gamma_i} - \frac{S^{(1)}(\eta_\gamma, t_i)}{S^{(0)}(\eta_\gamma, t_i)} \right\} \\ &\quad - \sum_{j=1}^n \frac{d_j \Psi_i(t_j) \exp(z_{\gamma_i}^\top \eta_\gamma)}{n S^{(0)}(\eta_\gamma, t_j)} \times \left\{ z_{\gamma_i} - \frac{S^{(1)}(\eta_\gamma, t_j)}{S^{(0)}(\eta_\gamma, t_j)} \right\}, \\ \bar{B}(\eta_\gamma) &= \frac{1}{n} \sum_{i=1}^n W_i(\eta_\gamma)^{\otimes 2}, \\ \bar{V}(\eta_\gamma) &= \bar{A}^{-1}(\eta_\gamma) \bar{B}(\eta_\gamma) \bar{A}^{-1}(\eta_\gamma). \end{aligned}$$

Consider now the following conditions

- B1.** Censoring is non-informative, the data-generating density satisfies $f_0(o_i, c_i, z_i) = f_0(o_i | z_i) f_0(c_i | z_i) f_0(z_i)$, and $P_{F_0}(d_1 = 1) > 0$.
- B2.** The distribution of the covariates has bounded support.
- B3.** (t_i, d_i, z_i) , $i = 1, \dots, n$ are independent and identically distributed replicates of the random vector (T, D, Z) .

B4. There exists a neighbourhood \mathcal{B}_γ of η_γ^* such that for each $t < \infty$

$$\sup_{r \in [0, t], \eta_\gamma \in \mathcal{B}_\gamma} \|S^{(0)}(\eta_\gamma, r) - s^{(0)}(\eta_\gamma, r)\| \xrightarrow{P} 0,$$

as $n \rightarrow \infty$, the entries of $s^{(0)}(\eta_\gamma, r)$ are bounded away from zero on $\mathcal{B}_\gamma \times [0, t]$, and the entries of $s^{(0)}(\eta_\gamma, r)$ and $s^{(1)}(\eta_\gamma, r)$ are bounded on $\mathcal{B}_\gamma \times [0, t]$.

B5. For each $t < \infty$,

$$\int_0^t s^{(2)}(r) dr < \infty,$$

entrywise.

B6. The matrix $A(\eta_\gamma^*)$ is positive definite.

Under conditions B1–B6, Lin and Wei (1989) showed that the maximum partial likelihood estimators (PMLEs), $\bar{\eta}_\gamma$, are consistent,

$$\bar{\eta}_\gamma \xrightarrow{P} \eta_\gamma^*,$$

and asymptotically normal,

$$\sqrt{n} (\bar{\eta}_\gamma - \eta_\gamma^*) \xrightarrow{D} N(0, V_{\eta_\gamma^*}),$$

where $V_{\eta_\gamma^*}$ is the limit in probability of $\bar{V}(\bar{\eta}_\gamma)$ as $n \rightarrow \infty$ (Lin and Wei, 1989). In the case of model misspecification, the optimal model η_γ^* corresponds to the model that minimizes the expected log partial likelihood under the true generating model F_0 (Wong, 1986):

$$M_p(\eta_\gamma) = \text{plim}_{n \rightarrow \infty} \frac{1}{n} \ell_p(\eta_\gamma), \quad (26)$$

where plim denotes the limit in probability. A discussion on this limit function is given in Wong (1986). These results are still valid in the case where the covariates are time-dependent, $z_i = z_i(t)$ (Lin and Wei, 1989), which is omitted here as we do not consider model selection under an APH model with time dependent covariates. These asymptotic results apply in our framework since we are considering the case with fixed number of covariates and knots.

The prior structure adopted for the APH model is the same as that used in AAFT models (except for the scale parameter, which does not appear in the APH model). Thus, the first part of the proof of Proposition 3 also applies to the APH model. Now, to characterize the two remaining terms in (23), for the APH model, we again consider separately the case where $\gamma^* \not\subset \gamma$ and the case where $\gamma^* \subset \gamma$.

(i) **Case** $\gamma^* \subset \gamma$. In this case, we have $M_p(\eta_\gamma^*) - M_p(\eta_{\gamma^*}^*) = 0$.

From Rossell and Telesca (2017) and the consistency of the partial maximum likelihood estimators, we get that $\ell_p(\bar{\eta}_\gamma) - \ell_p(\bar{\eta}_{\gamma^*}) = \ell_p(\bar{\eta}_\gamma) - \ell_p(\bar{\eta}_{\gamma^*}) + o_p(1)$. Let $U = A(\eta_\gamma^*)$, $W_{\gamma^*} = V_{\eta_\gamma^*}$. From the previous arguments we have that

$$\sqrt{n}(\bar{\eta}_\gamma - \eta_\gamma^*) \xrightarrow{D} N(0, V_{\gamma^*}) \Rightarrow z \xrightarrow{D} N(0, I),$$

where $z = \sqrt{n} V_{\gamma^*}^{-1/2} (\bar{\eta}_\gamma - \eta_\gamma^*)$. Now, note that the Hessian matrix of the log partial likelihood converges to a non-singular matrix under conditions B1-B6 (Lin and Wei, 1989), and that $\sqrt{n}(\bar{\eta}_\gamma - \bar{\eta}_{\gamma^*}) = O_p(1)$ (with respect to the Euclidean norm). Then, we can expand the log partial likelihood ratio as (see Chapter 25 of van der Vaart, 1998 and Fan and Jiang, 2009)

$$2[\ell_p(\bar{\eta}_\gamma) - \ell_p(\bar{\eta}_{\gamma^*})] = z^\top W_{\gamma \setminus \gamma^*}^{1/2} U_{\gamma \setminus \gamma^*}^{-1} W_{\gamma \setminus \gamma^*}^{1/2} z + o_p(1),$$

If the model is correctly specified, then $W_{\gamma \setminus \gamma^*}^{1/2} U_{\gamma \setminus \gamma^*}^{-1} W_{\gamma \setminus \gamma^*}^{1/2} = I$, obtaining $z^\top z \xrightarrow{D} \chi_{d_\gamma - d_{\gamma^*}}^2$. Thus, we have that the partial likelihood ratio test has the same asymptotic distribution as the Wald test statistic. If the model is misspecified, then the right-hand side converges in distribution to a linear combination of independent chi-square random variables (see also Bickel, 2007) and can again be upper bounded by

$$z^\top W_{\gamma \setminus \gamma^*}^{1/2} U_{\gamma \setminus \gamma^*}^{-1} W_{\gamma \setminus \gamma^*}^{1/2} z \leq \lambda \left(W_{\gamma^*}^{1/2} U_{\gamma^*}^{-1} W_{\gamma^*}^{1/2} \right) z^\top z$$

where $\lambda()$ denotes the largest eigenvalue (and is a bounded constant under our assumptions) and $z^\top z \xrightarrow{D} \chi_{d_\gamma - d_{\gamma^*}}^2$. That is, $2[\ell_p(\tilde{\eta}_\gamma) - \ell_p(\tilde{\eta}_{\gamma^*})] \xrightarrow{D} \lambda \left(W_{\gamma^*}^{1/2} U_{\gamma^*}^{-1} W_{\gamma^*}^{1/2} \right) \chi_{d_\gamma - d_{\gamma^*}}^2 = O_p(1)$. Consequently, the characterization of the second term in (23) remains valid for local and non-local priors, and implies the same Bayes factors rates.

- (ii) **Case $\gamma^* \not\subset \gamma$.** By consistency of the PMLE, the law of large numbers and uniform convergence of the log partial likelihood to its expectation $M_p(\eta)$ it follows that

$$\frac{1}{n} [\ell_p(\tilde{\eta}_\gamma) - \ell_p(\tilde{\eta}_{\gamma^*})] \xrightarrow{P} M_p(\eta_\gamma^*) - M_p(\eta_{\gamma^*}^*) < 0,$$

The behaviour of the ratio of prior densities remains the same as in the proof of Proposition 3. Thus,

$$\log(B_{\gamma\gamma^*}) = n[M_p(\eta_\gamma^*) - M_p(\eta_{\gamma^*}^*)] + \log(b_n) + \frac{r}{2}(s_{\gamma^*} - s_\gamma) \log(g_S) + O_p(1),$$

as we wished to prove.

12 AFT model with Laplace errors

In this section we derive asymptotic properties of the MLE under an assumed AFT model with Laplace errors. Recall that the Laplace pdf and cdf are given, respectively, by

$$\begin{aligned} f(x | \mu, \sigma) &= \frac{1}{2\sigma} \exp\left(-\frac{|x - \mu|}{\sigma}\right), \\ F(x | \mu, \sigma) &= \frac{1}{2} + \frac{1}{2} \text{sign}(x - \mu) \left(1 - \exp\left(-\frac{|x - \mu|}{\sigma}\right)\right). \end{aligned}$$

Let us denote $f(t) = f(t | 0, 1)$ and $F(t) = F(t | 0, 1)$ for simplicity. Consider the AFT model with Laplace distributed errors, the log-likelihood function is $\log p_L(y | \beta_\gamma, \delta_\gamma, \sigma) =$

$$\ell(\beta_\gamma, \delta_\gamma, \sigma) = -n_o \log(2\sigma) - \frac{1}{\sigma} \sum_{d_i=1} |y_i - x_i^\top \beta_\gamma - s_i^\top \delta_\gamma| + \sum_{d_i=0} \log \left\{ F \left(\frac{x_i^\top \beta_\gamma + s_i^\top \delta_\gamma - y_i}{\sigma} \right) \right\}. \quad (27)$$

This model was used for instance in Bottai and Zhang (2010). Consider the reparameterisation $\alpha_\gamma = \beta_\gamma/\sigma$, $\kappa_\gamma = \delta_\gamma/\sigma$, and $\tau = 1/\sigma$, the corresponding log-likelihood is

$$\ell(\alpha_\gamma, \kappa_\gamma, \tau) = n_o \log \left(\frac{\tau}{2} \right) - \sum_{d_i=1} |\tau y_i - x_i^\top \alpha_\gamma - s_i^\top \kappa_\gamma| + \sum_{d_i=0} \log \left\{ F \left(x_i^\top \alpha_\gamma + s_i^\top \kappa_\gamma - \tau y_i \right) \right\}. \quad (28)$$

The term of the log-likelihood function associated to the observed times is strictly concave, provided that the corresponding design matrix X_o has full column rank (Rossell and Rubio, 2018). Moreover, given that $\log F$ is log-concave (Bagnoli and Bergstrom, 2005) it follows that the term associated to the censored observations is a sum of concave functions and hence is also concave (see also Bottai and

Zhang, 2010). Consequently, the log-likelihood function is concave. This property facilitates deriving asymptotic results, as presented below.

Simple algebra shows that the gradient of (28) is

$$\begin{aligned}\nabla_{(\alpha_\gamma, \kappa_\gamma)} \ell(\alpha_\gamma, \kappa_\gamma, \tau) &= \sum_{d_i=1} \begin{pmatrix} x_i \\ s_i \end{pmatrix} \omega_i + \sum_{d_i=0} \begin{pmatrix} x_i \\ s_i \end{pmatrix} \tilde{r} \left(x_i^\top \alpha_\gamma + s_i^\top \kappa_\gamma - \tau y_i \right) \\ \nabla_\tau \ell(\alpha_\gamma, \kappa_\gamma, \tau) &= \frac{n_o}{\tau} - \sum_{d_i=1} \omega_i y_i - \sum_{d_i=0} \tilde{r} \left(x_i^\top \alpha_\gamma + s_i^\top \kappa_\gamma - \tau y_i \right) y_i,\end{aligned}$$

where

$$\omega_i = \begin{cases} -1 & \text{if } \tau y_i < x_i^\top \alpha_\gamma + s_i^\top \kappa_\gamma, \\ 1 & \text{if } \tau y_i > x_i^\top \alpha_\gamma + s_i^\top \kappa_\gamma, \end{cases}$$

and

$$\tilde{r}(z) = \begin{cases} 1, & \text{if } z \leq 0, \\ \frac{f(z)}{F(z)}, & \text{if } z > 0, \end{cases}$$

except on the zero-Lebesgue measure set $\Delta = \bigcup_{i=1}^n \{(\alpha_\gamma, \kappa_\gamma, \tau) : \tau y_i = x_i^\top \alpha_\gamma + s_i^\top \kappa_\gamma\}$, where the gradient is not defined.

The Hessian matrix $H(\alpha_\gamma, \kappa_\gamma, \tau)$ only depends on the censored observations, and is given by

$$\begin{aligned}\nabla_{(\alpha_\gamma, \kappa_\gamma)}^2 \ell(\alpha_\gamma, \kappa_\gamma, \tau) &= - \sum_{d_i=0} \begin{pmatrix} x_i \\ s_i \end{pmatrix} \begin{pmatrix} x_i \\ s_i \end{pmatrix}^\top \tilde{D} \left(\tau y_i - x_i^\top \alpha_\gamma - s_i^\top \kappa_\gamma \right), \\ \nabla_\tau \nabla_{(\alpha_\gamma, \kappa_\gamma)} \ell(\alpha_\gamma, \kappa_\gamma, \tau) &= \sum_{d_i=0} \begin{pmatrix} x_i \\ s_i \end{pmatrix} y_i \tilde{D} \left(\tau y_i - x_i^\top \alpha_\gamma - s_i^\top \kappa_\gamma \right), \\ \nabla_\tau^2 \ell(\alpha_\gamma, \kappa_\gamma, \tau) &= -\frac{n_o}{\tau^2} - \sum_{d_i=0} y_i^2 \tilde{D} \left(\tau y_i - x_i^\top \alpha_\gamma - s_i^\top \kappa_\gamma \right).\end{aligned}$$

where

$$\tilde{D}(z) = -r'(-z) = \begin{cases} \tilde{r}(-z)^2 + \tilde{r}(-z), & \text{if } z < 0, \\ 0, & \text{if } z > 0, \\ \text{Undefined}, & \text{if } z = 0, \end{cases}$$

except on the zero-Lebesgue measure set Δ , where the Hessian is not defined.

To prove consistency and asymptotic MLE normality we consider Conditions A1-A3 in the main paper, conditions A4*-A5* that are analogous to A4-A5 and a further Condition A6* to ensure that the expected hessian is positive definite that is standard in quantile regression (see Leng and Tong (2013) for a discussion). Throughout, we denote $\eta_\gamma = (\alpha_\gamma, \kappa_\gamma, \tau)$.

A4*. The moments of the log-survival and censoring times and covariates satisfy

$$\begin{aligned}\int |\log(o_1)|^k dF_0(o_1, z_1 | d_1 = 1) &< \infty, \\ \int \log(c_1)^2 dF_0(c_1) &< \infty, \\ \int \left((x_{1\gamma}^\top, s_{1\gamma}^\top)(x_{1\gamma}^\top, s_{1\gamma}^\top)^\top \right)^{k/2} dF_0(z_{1\gamma} | d_1 = 1) &< \infty,\end{aligned}$$

where $k = 1$, or 2 , and we specify the order k of interest in each of the results below.

A5*. For $\eta_\gamma \in \Gamma_\gamma$, and

$$\int \left| \log F \left(x_1^\top \alpha_\gamma + s_1^\top \kappa_\gamma - \tau \log(c_1) \right) \right|^l dF_0(c_1, z_1 \mid d_1 = 0) < \infty,$$

where $l \in \{1, 2\}$ and we specify the required l in each of the results below.

A6*. The matrix $\mathbb{E}_{F_0} \{H(\eta_\gamma)\}$ is positive definite in a neighbourhood of η_γ^* .

Proposition 8 Assume Conditions A1-A3 with $k = 1$ in A4* and $l = 1$ in A5*. Then, $M(\eta_\gamma)$ has a unique maximizer $\eta_\gamma^* = \operatorname{argmax}_{\Gamma_\gamma} M(\eta_\gamma)$. Moreover, $\widehat{\eta}_\gamma \xrightarrow{P} \eta_\gamma^*$ as $n \rightarrow \infty$.

Proof. Let $M_n(\eta_\gamma) = n^{-1} \ell(\eta_\gamma)$ be the average log-likelihood evaluated at η_γ . Hence by the law of large numbers and the i.i.d. assumption, $M_n(\eta_\gamma) \xrightarrow{P} M(\eta_\gamma)$, for each $\eta_\gamma \in \Gamma_\gamma$. The expectation under the data-generating F_0 is $M(\eta_\gamma) =$

$$\begin{aligned} & P_{F_0}(d_1 = 1) \mathbb{E}_{F_0} \left[\log(\tau) - \log(2) - \left| \tau \log(o_1) - x_1^\top \alpha_\gamma - s_1^\top \kappa_\gamma \right| \mid d_1 = 1 \right] \\ & + P_{F_0}(d_1 = 0) \mathbb{E}_{F_0} \left[\log F \left(x_1^\top \alpha_\gamma + s_1^\top \kappa_\gamma - \tau \log(c_1) \right) \mid d_1 = 0 \right]. \end{aligned}$$

The proof then follows analogously to those of Proposition 1, appealing to the concavity of the log-likelihood function and under Conditions A1-A3, together with Conditions A4* with $k = 1$ and A5* with $l = 1$.

Proposition 9 Assume Conditions A1–A3, A4* with $k = 2$, A5 with $l = 2$, and A6*. Then $\sqrt{n}(\widehat{\eta}_\gamma - \eta_\gamma^*) \xrightarrow{D} N \left(0, V_{\eta_\gamma^*}^{-1} \mathbb{E}_{F_0} [\nabla m(\eta_\gamma^*) \nabla m(\eta_\gamma^*)^\top] V_{\eta_\gamma^*}^{-1} \right)$, where $V_{\eta_\gamma^*}$ is the Hessian of $M(\eta_\gamma)$ evaluated at η_γ^* , and $m(\eta_\gamma^*) = \log p_L(y_1 \mid \eta_\gamma^*)$.

Proof.

The proof is analogous to the proofs of Proposition 4 in Rossell and Rubio (2018) and Proposition 2 in the main paper. Recall that Proposition 8 implies the existence and uniqueness of η_γ^* . Let us define

$$\begin{aligned} m_{\eta_\gamma}(y_1, z_1) \equiv m(\eta_\gamma) &= d_1 \left[\log(\tau) - \log(2) - \left| \tau \log(o_1) - x_1^\top \alpha_\gamma - s_1^\top \kappa_\gamma \right| \right] \\ &+ (1 - d_1) \left[\log F \left(x_1^\top \alpha_\gamma + s_1^\top \kappa_\gamma - \tau \log(c_1) \right) \right] \end{aligned}$$

The gradient of $m_\eta(y_1, z_1)$ is bounded for almost all $\eta_\gamma \in \Gamma_\gamma$ and (y_1, z_1) , due to the compactness of Γ_γ . Following the proof of Proposition 2, we obtain that $\|\nabla m_\eta(y_1, z_1)\|$ is upper bounded almost surely by sum of the norm of its entries. Conditions A1–A3, A4* with $k = 2$, A5 with $l = 2$, guarantee that

$$\int K(y_1, z_1)^2 dF_0(o_1 \mid z_1) dF_0(c_1 \mid z_1) dF_0(z_1) < \infty,$$

where $K(y_1, z_1) = \sup_{\eta \in \mathcal{B}_{\eta_\gamma^*}} \|\nabla m_\eta(y_1, z_1)\|$, $\mathcal{B}_{\eta_\gamma^*} \subset \Gamma$ is any neighborhood of η_γ^* , whose projection over θ_γ coincides with $\mathcal{B}_{(\alpha_\gamma^*, \kappa_\gamma^*)}$. This result, together with the mean value theorem and the Cauchy-Schwarz inequality, implies that for $\eta_1, \eta_2 \in \mathcal{B}_{\eta_\gamma^*}$, with probability 1,

$$|m_{\eta_1}(y_1, z_1) - m_{\eta_2}(y_1, z_1)| \leq K(y_1, z_1) \cdot \|\eta_1 - \eta_2\|.$$

Consider now the conditional expectation

$$\begin{aligned} \mathbb{E}_{F_0}[m_{\eta_\gamma} \mid z_1] &= -\log(2) P_{F_0}(d_1 = 1 \mid z_1) + \log(\tau) P_{F_0}(d_1 = 1 \mid z_1) \\ &- P_{F_0}(d_1 = 1 \mid z_1) \mathbb{E}_{F_0} \left[\left| \tau \log(o_1) - x_1^\top \alpha_\gamma - s_1^\top \kappa_\gamma \right| \mid z_1, d_1 = 1 \right] \\ &+ P_{F_0}(d_1 = 0 \mid z_1) \mathbb{E}_{F_0} \left\{ \log F \left(x_1^\top \alpha_\gamma + s_1^\top \kappa_\gamma - \tau \log(c_1) \right) \mid z_1, d_1 = 0 \right\}. \end{aligned}$$

Rossell and Rubio (2018) showed that the term in this expected log-likelihood associated to the observed times is twice differentiable with respect to the parameters. The term associated to the censored observations is positive definite by A6*. Thus, we have that $\mathbb{E}_{F_0}[m_{\eta_\gamma}]$ is concave and, consequently, its Hessian is non-singular at η_γ^* . Thus, the asymptotic normality follows by Theorem 5.23 from van der Vaart (1998) together with the consistency results in Proposition 8.

13 AFT and Probit models

First, we prove an extension of the Convexity Lemma (Pollard, 1991) in which we allow for the probability of convexity to converge to 1, rather than requiring convexity for almost all realizations of the sequence of random functions.

Lemma 1 *Let $\{\lambda_n(\theta) : \theta \in \Theta\}$ be a sequence of random functions defined on a convex, open subset Θ of \mathbb{R}^d . Suppose that $p_n = P(\lambda_n \text{ is convex}) \rightarrow 1$ as $n \rightarrow \infty$. Suppose $\lambda(\cdot)$ is a real valued function on Θ for which $\lambda_n(\theta) \rightarrow \lambda(\theta)$ in probability, for each $\theta \in \Theta$. Then, for each compact subset K of Θ ,*

$$\sup_{\theta \in K} |\lambda_n(\theta) - \lambda(\theta)| \xrightarrow{P} 0.$$

The function $\lambda(\cdot)$ is necessarily convex on Θ .

Proof.

Let $S_n = \{\omega \in \Omega : \lambda_n^{(\omega)}$ is convex $\}$, where $\lambda_n^{(\omega)}$ denotes a realisation of the random function λ_n associated to an element ω in the sample space Ω . Then, $p_n = P(S_n) \rightarrow 1$, as $n \rightarrow \infty$. For each $\epsilon > 0$

$$\begin{aligned} P\left(\sup_{\theta \in K} |\lambda_n(\theta) - \lambda(\theta)| < \epsilon\right) &= P\left(\omega \in S_n : \sup_{\theta \in K} |\lambda_n^{(\omega)}(\theta) - \lambda(\theta)| < \epsilon\right) \\ &+ P\left(\omega \in S_n^c : \sup_{\theta \in K} |\lambda_n^{(\omega)}(\theta) - \lambda(\theta)| < \epsilon\right). \end{aligned}$$

We have that $P\left(\omega \in S_n^c : \sup_{\theta \in K} |\lambda_n^{(\omega)}(\theta) - \lambda(\theta)| < \epsilon\right) \leq P(S_n^c) = 1 - p_n \rightarrow 0$, by assumption.

Now, consider the sequence of random functions

$$\tilde{\lambda}_n(\theta) = \begin{cases} \lambda_n(\theta), & \omega \in S_n, \\ \varphi(\theta), & \omega \in S_n^c, \end{cases}$$

where $\varphi(\cdot)$ is an any finite convex approximation of $\lambda(\cdot)$. By definition, this is a sequence of convex functions and $\tilde{\lambda}_n(\theta) \xrightarrow{P} \lambda(\theta)$. Then, by the Convexity Lemma (Pollard, 1991),

$$\sup_{\theta \in K} |\tilde{\lambda}_n(\theta) - \lambda(\theta)| \xrightarrow{P} 0,$$

and λ is convex on Θ . Thus, for each $\epsilon > 0$

$$\begin{aligned} P\left(\sup_{\theta \in K} |\tilde{\lambda}_n(\theta) - \lambda(\theta)| < \epsilon\right) &= P\left(\omega \in S_n : \sup_{\theta \in K} |\lambda_n^{(\omega)}(\theta) - \lambda(\theta)| < \epsilon\right) \\ &+ P\left(\omega \in S_n^c : \sup_{\theta \in K} |\varphi(\theta) - \lambda(\theta)| < \epsilon\right). \end{aligned}$$

From the previous statement, we now that $P\left(\sup_{\theta \in K} |\tilde{\lambda}_n(\theta) - \lambda(\theta)| < \epsilon\right) \rightarrow 1$. Also, since $P(S_n^c) \rightarrow 0$, we have that $P\left(\omega \in S_n^c : \sup_{\theta \in K} |\varphi(\theta) - \lambda(\theta)| < \epsilon\right) \rightarrow 0$. Consequently,

$$P\left(\omega \in S_n : \sup_{\theta \in K} |\lambda_n^{(\omega)}(\theta) - \lambda(\theta)| < \epsilon\right) \rightarrow 1.$$

Finally,

$$\sup_{\theta \in K} |\lambda_n(\theta) - \lambda(\theta)| \xrightarrow{P} 0.$$

The following expressions will also be useful in the proofs presented in this section.

Remark 1 The gradient of the log-likelihood function associated to the probit model is

$$\nabla_{(\beta_\gamma, \delta_\gamma)} \tilde{\ell}(\beta_\gamma, \delta_\gamma) = \sum_{\omega_i=1} r \left(x_i^\top \beta_\gamma + s_i^\top \delta_\gamma \right) \begin{pmatrix} x_i \\ s_i \end{pmatrix} - \sum_{\omega_i=0} r \left(-x_i^\top \beta_\gamma - s_i^\top \delta_\gamma \right) \begin{pmatrix} x_i \\ s_i \end{pmatrix}.$$

The Hessian matrix of the log-likelihood function is

$$\nabla_{(\beta_\gamma, \delta_\gamma)}^2 \tilde{\ell}(\beta_\gamma, \delta_\gamma) = - \sum_{\omega_i=1} D \left(-x_i^\top \beta_\gamma - s_i^\top \delta_\gamma \right) \begin{pmatrix} x_i \\ s_i \end{pmatrix} \begin{pmatrix} x_i \\ s_i \end{pmatrix}^\top + \sum_{\omega_i=0} D \left(x_i^\top \beta_\gamma + s_i^\top \delta_\gamma \right) \begin{pmatrix} x_i \\ s_i \end{pmatrix} \begin{pmatrix} x_i \\ s_i \end{pmatrix}^\top.$$

13.1 Proof of Proposition 5

Let $\tilde{M}_n(\eta_\gamma) = n^{-1} \log p_B(w | \eta_\gamma)$ be the average log-likelihood evaluated at η_γ . Hence by the law of large numbers and the *i.i.d.* assumption, $\tilde{M}_n(\eta_\gamma) \xrightarrow{P} \tilde{M}(\eta_\gamma)$, for each $\eta_\gamma \in \Gamma_\gamma$. The expectation under the data-generating F_0 is

$$\begin{aligned} \tilde{M}(\eta_\gamma) &= P_{F_0}(\omega_1 = 1) \mathbb{E}_{F_0} \left[\log \Phi \left(x_1^\top \alpha_\gamma + s_1^\top \kappa_\gamma \right) \mid \omega_1 = 1 \right] \\ &\quad + P_{F_0}(\omega_1 = 0) \mathbb{E}_{F_0} \left[\log \Phi \left(-x_1^\top \alpha_\gamma - s_1^\top \kappa_\gamma \right) \mid \omega_1 = 0 \right]. \end{aligned} \quad (29)$$

Condition C4 (with $l = 1$) together with the triangle inequality imply that $\tilde{M}(\eta_\gamma) < \infty$. The aim now is to first show that the average log-likelihood $\tilde{M}_n(\eta_\gamma)$ converges to its expected value $\tilde{M}(\eta_\gamma)$ uniformly in η_γ , which implies that $\hat{\eta}_\gamma \xrightarrow{P} \eta_\gamma^*$. To see that $\tilde{M}_n(\eta_\gamma)$ converges to $\tilde{M}(\eta_\gamma)$, uniformly in η_γ , we use that, under conditions C1–C4 and by the results in Albert and Anderson (1984), $\tilde{M}_n(\eta_\gamma)$ is a sequence of concave functions in η_γ , for all samples in the sequence of sets $\mathcal{A}_n = (\mathcal{C}_{n,\gamma} \cup \mathcal{Q}_{n,\gamma})^c$, whose probability converge to 1. Thus, Lemma 1 (see also the Convexity Lemma in Pollard, 1991) implies that

$$\sup_{\eta_\gamma \in K} \left| \tilde{M}_n(\eta_\gamma) - \tilde{M}(\eta_\gamma) \right| \xrightarrow{P} 0, \quad (30)$$

for each compact set $K \subseteq \Theta_\gamma$, and also that $\tilde{M}(\eta_\gamma)$ is finite and concave in η_γ and thus has a unique maximum η_γ^* . That is, for a distance measure $d(\cdot)$ and every $\varepsilon > 0$ we have

$$\sup_{d(\eta_\gamma^*, \eta_\gamma) \geq \varepsilon} \tilde{M}(\eta_\gamma) < \tilde{M}(\eta_\gamma^*). \quad (31)$$

The consistency result $\hat{\eta}_\gamma \xrightarrow{P} \eta_\gamma^*$ follows directly from (30) and (31) together with Theorem 5.7 from van der Vaart (1998).

13.2 Proof of Proposition 6

The idea of the proof is the analogous to that of Proposition 6. Define,

$$m_{\eta_\gamma}(\omega_1, x_1, s_1) \equiv m(\eta_\gamma) = \omega_1 \log \Phi \left(x_1^\top \alpha_\gamma + s_1^\top \kappa_\gamma \right) + (1 - \omega_1) \log \Phi \left(-x_1^\top \alpha_\gamma - s_1^\top \kappa_\gamma \right).$$

let $\mathcal{B}_{\eta_\gamma^*} \subset \Theta_\gamma$ be a neighbourhood of η_γ^* and consider $\eta_1, \eta_2 \in \mathcal{B}_{\eta_\gamma^*}$. We need to show that $|m_{\eta_1}(\omega_1, x_1, s_1) - m_{\eta_2}(\omega_1, x_1, s_1)|$ has finite expectation under F_0 . Using the mean value theorem and the Cauchy-Schwarz inequality it follows that, with probability 1,

$$\begin{aligned} |m_{\eta_1}(\omega_1, x_1, s_1) - m_{\eta_2}(\omega_1, x_1, s_1)| &= |\nabla m_{\eta_c}(\omega_1, x_1, s_1)^\top (\eta_1 - \eta_2)| \\ &\leq \|\nabla m_{\eta_c}(\omega_1, x_1, s_1)\| \cdot \|\eta_1 - \eta_2\| \leq K(\omega_1, x_1, s_1) \cdot \|\eta_1 - \eta_2\|, \end{aligned}$$

where $\nabla m_{\eta_\gamma}(\omega_1, x_1, s_1)$ is the gradient of $m_{\eta_\gamma}(\omega_1, x_1, s_1)$, $\eta_c = (1 - c)\eta_1 + c\eta_2$ for some $c \in (0, 1)$ and $K(\omega_1, x_1, s_1) = \sup_{\mathcal{B}_{\eta_\gamma^*}} \|\nabla m_{\eta_\gamma}(\omega_1, x_1, s_1)\|$. Therefore it suffices to see that $K(\omega_1, x_1, s_1)$ has finite expectation. The gradient is given by

$$\nabla_{(\beta_\gamma, \delta_\gamma)} m_{\eta_\gamma}(\omega_1, x_1, s_1) = d_1 r \left(x_1^\top \beta_\gamma + s_1^\top \delta_\gamma \right) \begin{pmatrix} x_1 \\ s_1 \end{pmatrix} + (1 - d_1) r \left(-x_1^\top \beta_\gamma - s_1^\top \delta_\gamma \right) \begin{pmatrix} x_1 \\ s_1 \end{pmatrix}.$$

which is finite for each value of $\eta_\gamma \in \Theta_\gamma$. Using Minkowski's inequality, it follows that the norm of $\nabla m_{\eta_\gamma}(\omega_1, x_1, s_1)$ is upper bounded by the sum of the norm of its entries. Thus, by a sequential application of the triangle and Hölder's inequalities it follows that, almost surely,

$$\begin{aligned} \left\| \nabla_{(\beta_\gamma, \delta_\gamma)} m_{\eta_\gamma}(\omega_1, x_1, s_1) \right\| &\leq r \left(x_1^\top \beta_\gamma + s_1^\top \delta_\gamma \right) \left\| \begin{pmatrix} x_1 \\ s_1 \end{pmatrix} \right\| \\ &\quad + r \left(-x_1^\top \beta_\gamma - s_1^\top \delta_\gamma \right) \left\| \begin{pmatrix} x_1 \\ s_1 \end{pmatrix} \right\|. \end{aligned}$$

This bound together with assumptions C4-C5, and using that $r(z) = \mathcal{O}(|z|)$ as $z \rightarrow -\infty$ (Small, 2010), imply that

$$\int K(\omega_1, x_1, s_1)^2 dF_0(\omega_1, z_1) < \infty,$$

where $z_1 = (x_1^\top, s_1^\top)^\top$. Therefore, by using the mean value theorem and the Cauchy-Schwarz inequality, it follows that for $\eta_1, \eta_2 \in \mathcal{B}_{\eta_\gamma^*}$, with probability 1,

$$\begin{aligned} |m_{\eta_1}(\omega_1, x_1, s_1) - m_{\eta_2}(\omega_1, x_1, s_1)| &= |\nabla m_{\eta_c}(\omega_1, x_1, s_1)^\top (\eta_1 - \eta_2)| \\ &\leq \|\nabla m_{\eta_c}(\omega_1, x_1, s_1)\| \cdot \|\eta_1 - \eta_2\| \\ &\leq K(\omega_1, x_1, s_1) \cdot \|\eta_1 - \eta_2\|, \end{aligned}$$

where $\eta_c = (1 - c)\eta_1 + c\eta_2$, for some $c \in (0, 1)$, and $\eta_1, \eta_2 \in \mathcal{B}_{\eta_\gamma^*} \subset \Theta_\gamma$.

We now show that the Hessian of the expected log-likelihood $\widetilde{M}(\eta_\gamma)$ is non-singular at η_γ^* . Let us denote $\rho = P_{F_0}(\omega_1 = 1)$.

$$\begin{aligned} \widetilde{M}(\eta_\gamma) &= \rho \int \log \Phi \left(x_1^\top \alpha_\gamma + s_1^\top \kappa_\gamma \right) dF_0(z_1 | \omega_1 = 1) \\ &\quad + (1 - \rho) \int \log \Phi \left(-x_1^\top \alpha_\gamma - s_1^\top \kappa_\gamma \right) dF_0(z_1 | \omega_1 = 0). \end{aligned}$$

To obtain the gradient of $\widetilde{M}(\eta_\gamma)$, note that under Conditions C1-C4 we can apply Leibniz's integral rule to differentiate under the integral sign, and hence

$$\begin{aligned} \nabla_{(\beta_\gamma, \delta_\gamma)} \widetilde{M}(\eta_\gamma) &= \rho \int r \left(x_1^\top \alpha_\gamma + s_1^\top \kappa_\gamma \right) \begin{pmatrix} x_1 \\ s_1 \end{pmatrix} dF_0(z_1 | \omega_1 = 1) \\ &\quad + (1 - \rho) \int r \left(x_1^\top \alpha_\gamma + s_1^\top \kappa_\gamma \right) \begin{pmatrix} x_1 \\ s_1 \end{pmatrix} dF_0(z_1 | \omega_1 = 0), \end{aligned}$$

Similarly, the entries of the Hessian matrix are

$$\begin{aligned} \nabla_{(\beta_\gamma, \delta_\gamma)}^2 \widetilde{M}(\eta_\gamma) &= -\rho \int D \left(-x_1^\top \beta_\gamma - s_1^\top \delta_\gamma \right) \begin{pmatrix} x_1 \\ s_1 \end{pmatrix} \begin{pmatrix} x_1 \\ s_1 \end{pmatrix}^\top dF_0(z_1 | \omega_1 = 1) \\ &\quad + (1 - \rho) \int D \left(x_1^\top \beta_\gamma + s_1^\top \delta_\gamma \right) \begin{pmatrix} x_1 \\ s_1 \end{pmatrix} \begin{pmatrix} x_1 \\ s_1 \end{pmatrix}^\top dF_0(z_1 | \omega_1 = 0). \end{aligned}$$

The finiteness of $\widetilde{M}(\eta_\gamma)$, its gradient and Hessian follows by conditions C4–C5. From Proposition 5, we have that $\widetilde{M}(\eta_\gamma)$ is concave and, consequently, the Hessian

$$V_{\eta_\gamma} = \nabla_{(\beta_\gamma, \delta_\gamma)}^2 \widetilde{M}(\eta_\gamma).$$

is non-singular everywhere. Thus, the asymptotic normality follows by Theorem 5.23 from van der Vaart (1998) together with the consistency results in Proposition 5.

13.3 Proof of Proposition 7

The proof follows analogously as the proof of Propositions 3 and 4. For brevity, we provide a proof sketch.

The decomposition of the Laplace approximation to Bayes factors is analogous to (23). Condition C3 guarantees that the probability of separation of the data converges to zero as the sample size increases, which in turn guarantees existence and uniqueness of the MLE in a sequence of sets of realizations with probability converging to 1 (Albert and Anderson, 1984). Further, from Proposition 5 and Proposition 6 the MLE is consistent, converges to the KL-optimal value, and is asymptotically normally-distributed.

These results imply that the behavior of the second and third terms in (23) remains as in Proposition 3. They also imply that in the case $\gamma^* \subset \gamma$ the asymptotic expansion of the log-likelihood ratio remains as in Proposition 3, namely

$$2[\ell(\widehat{\eta}_\gamma) - \ell(\widehat{\eta}_{\gamma^*})] = z^\top W_{\gamma \setminus \gamma^*}^{1/2} U_{\gamma \setminus \gamma^*}^{-1} W_{\gamma \setminus \gamma^*}^{1/2} z + o_p(1)$$

and hence $2[\ell(\widehat{\eta}_\gamma) - \ell(\widehat{\eta}_{\gamma^*})] = O_p(1)$. The case $\gamma^* \not\subset \gamma$ follows, as in Proposition 3, from the law of large numbers and uniform convergence, the latter being guaranteed by the log-likelihood's concavity and Pollard's convexity lemma (Pollard, 1991) and its extension in Lemma 1. Finally, the concavity of the expected log-likelihood in a neighbourhood of the KL optimal value, established in the proof of Proposition 6, guarantees that the fourth term in (23) remains as in Proposition 3.

Method	n	$\hat{\gamma} = \gamma^*$	$P(\gamma^* y, \hat{\gamma} = \gamma^*)$	Truly active selected	Truly inactive selected
AFT-pMOMZ	100	0.380	0.331	1.34	0.37
AFT-pMOMZ	500	0.960	0.824	2.00	0.04
AFT-Zellner	100	0.284	0.651	1.03	0.09
AFT-Zellner	500	1.000	0.957	2.00	0.00
Cox-piMOM	100	0.328	0.379	1.37	0.36
Cox-piMOM	500	0.888	0.717	2.00	0.12
AFT-LASSO	100	0.004	-	0.89	5.90
AFT-LASSO	500	0.008	-	1.72	15.96
Cox-LASSO	100	0.028	-	1.78	8.24
Cox-LASSO	500	0.004	-	2.00	14.06

Table 2: Scenario 1, $p = 50$. Proportion of correctly selected models ($\hat{\gamma} = \gamma^*$) for uncensored and censored data, average posterior model probability when the correct model was selected, number of truly active and truly inactive variables $\hat{\gamma}$

Method	n	$\hat{\gamma} = \gamma^*$	$P(\gamma^* y, \hat{\gamma} = \gamma^*)$	Truly active selected	Truly inactive selected
AFT-pMOMZ	100	0.192	0.376	1.12	0.27
AFT-pMOMZ	500	0.936	0.854	1.96	0.03
AFT-Zellner	100	0.096	0.612	0.86	0.08
AFT-Zellner	500	0.872	0.925	1.87	0.00
Cox-piMOM	100	0.060	0.333	0.92	0.29
Cox-piMOM	500	0.876	0.851	1.90	0.04
AFT-LASSO	100	0.000	-	0.45	5.28
AFT-LASSO	500	0.000	-	1.49	13.93
Cox-LASSO	100	0.012	-	1.22	5.72
Cox-LASSO	500	0.012	-	1.99	10.42

Table 3: Scenario 2, $p = 50$. Proportion of correctly selected models ($\hat{\gamma} = \gamma^*$) for uncensored and censored data, average posterior model probability when the correct model was selected, number of truly active and truly inactive variables $\hat{\gamma}$

14 Additional Figures and Tables

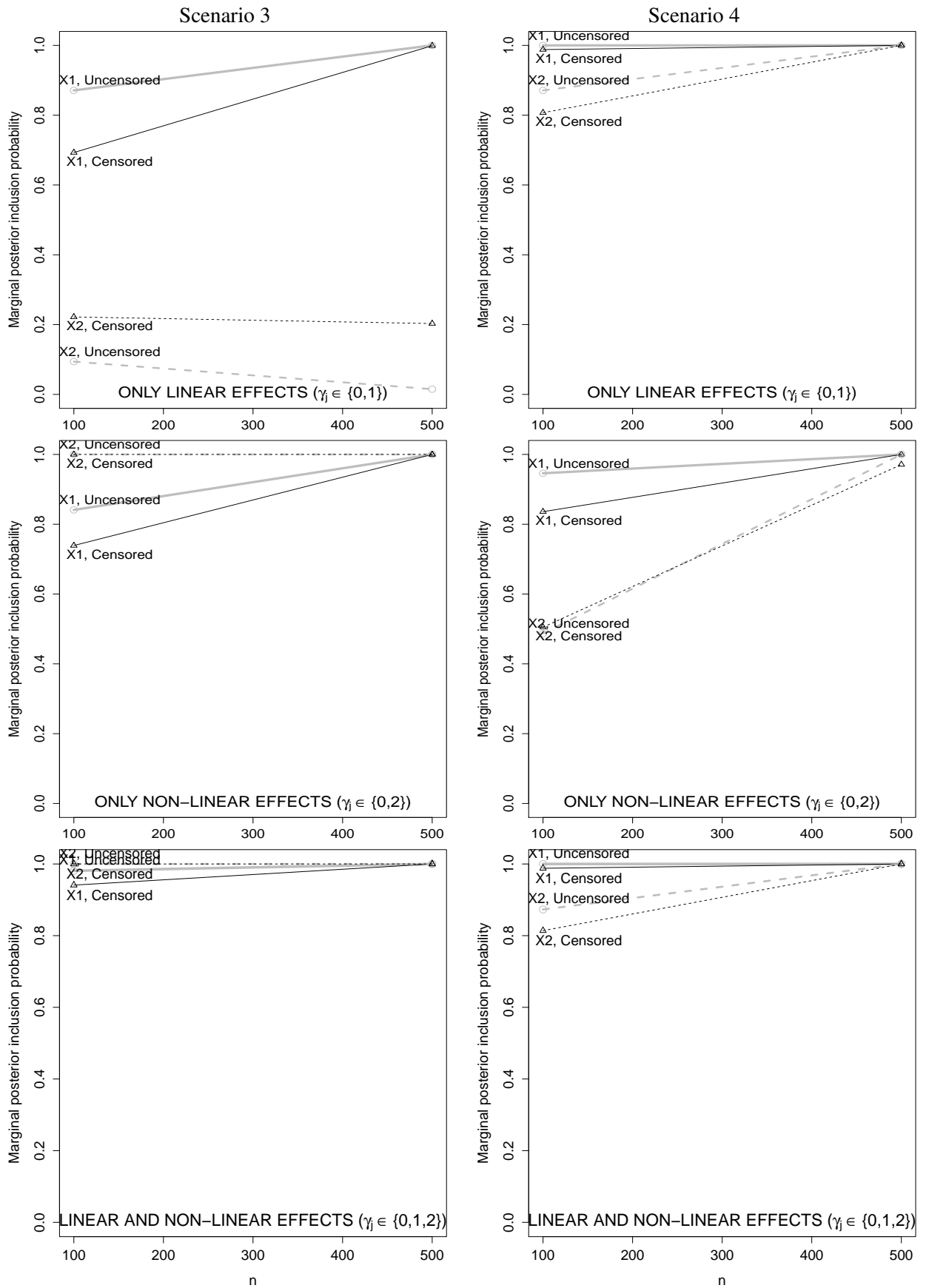


Figure 6: Scenarios 3-4. $p = 2$. Truly GH ($\mu = 0, \sigma = 0.5$) structure. Average marginal posterior inclusion probabilities under AFT-pMOMZ when considering linear (top), non-linear (middle) or both linear/non-linear (bottom) effects.

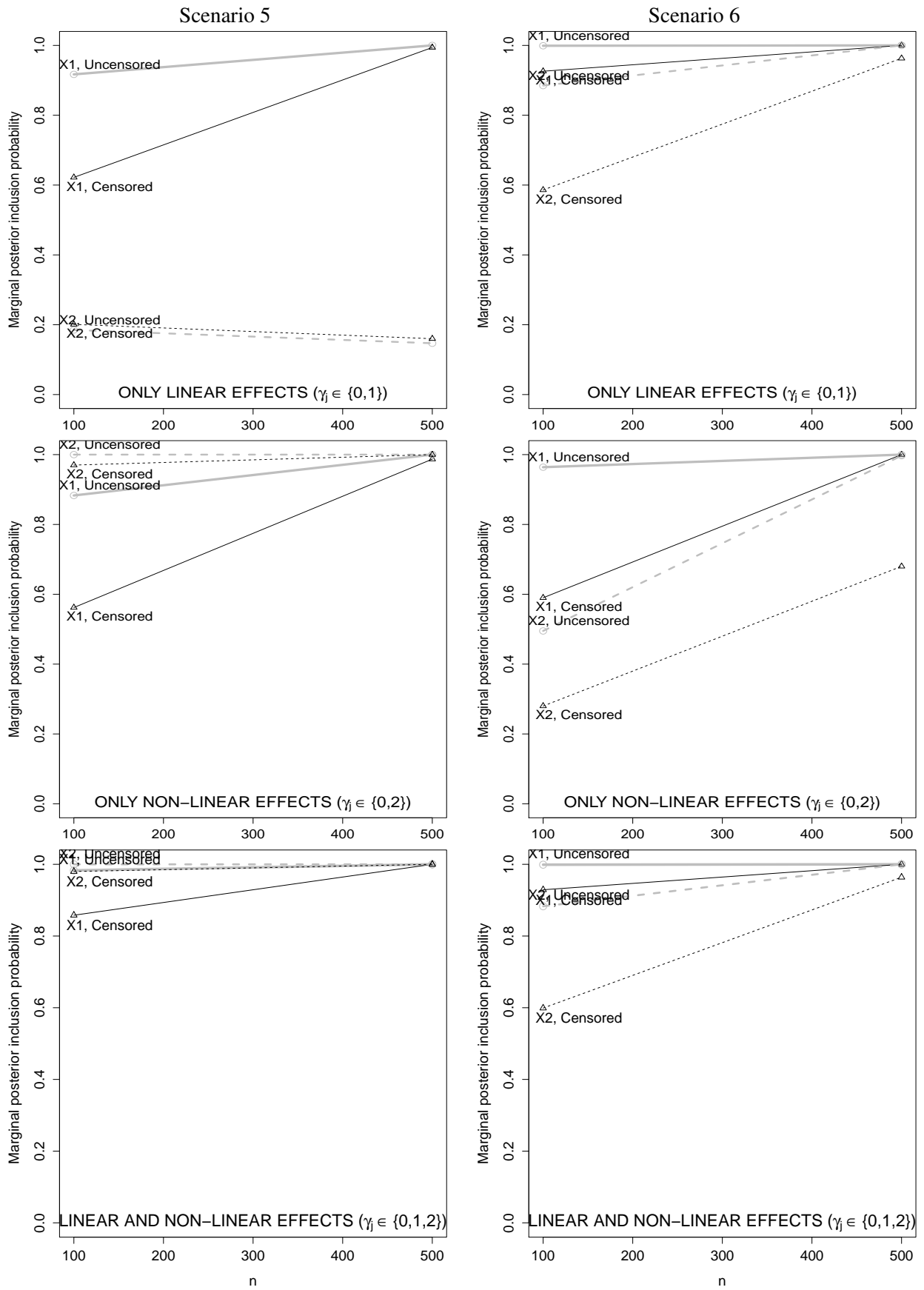


Figure 7: Scenarios 5-6. $p = 2$. Truly PH ($\mu = 0, \sigma = 0.8$) structure. Average marginal posterior inclusion probabilities under AFT-pMOMZ when considering linear (top), non-linear (middle) or both linear/non-linear (bottom) effects

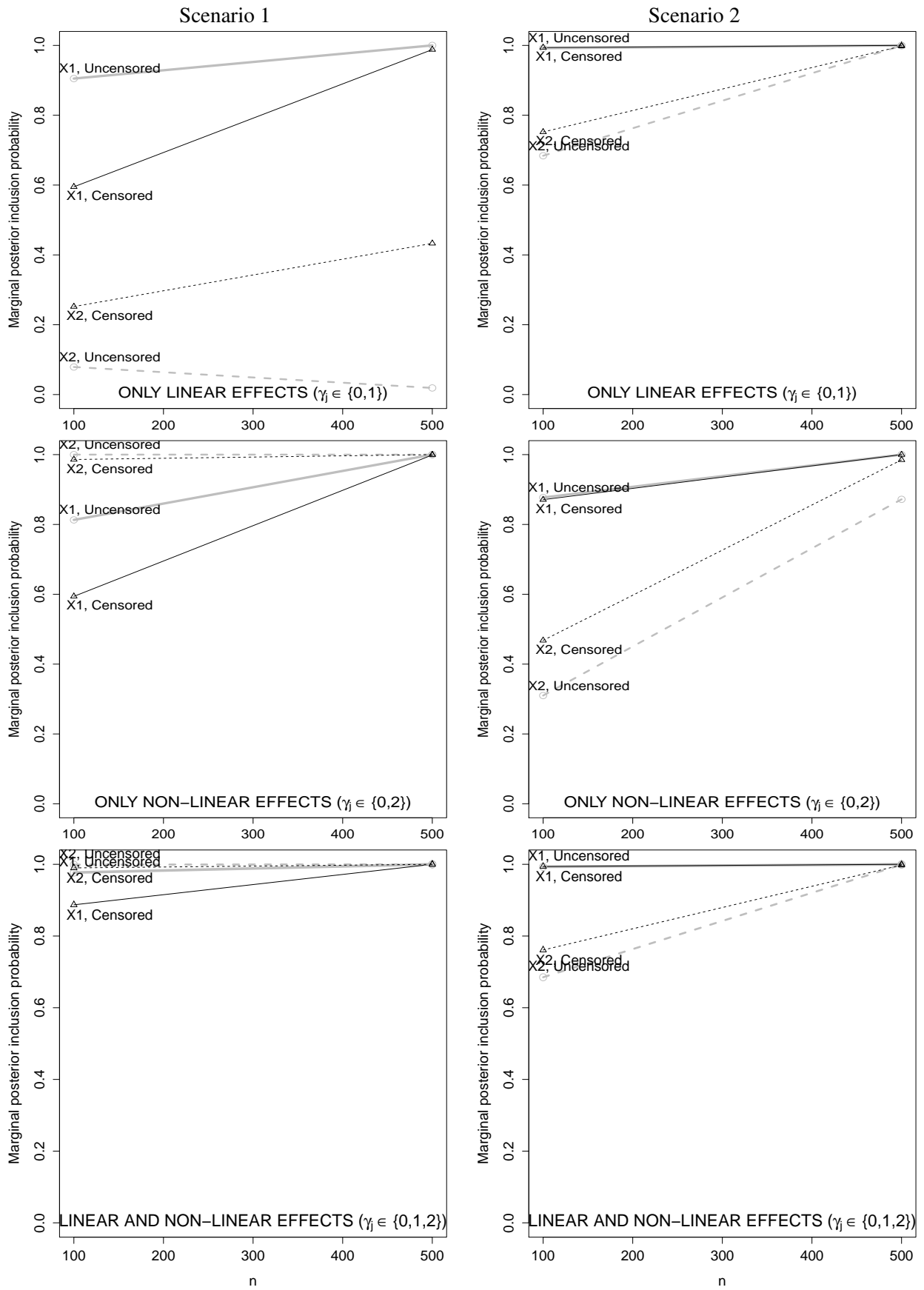


Figure 8: Scenarios 1-2. $p = 2$. Truly $\epsilon_i \sim \text{ALaplace}(0, s = 0.1, a = -0.5)$ errors. Average marginal posterior inclusion probabilities under AFT-pMOMZ when considering linear (top), non-linear (middle) or both linear/non-linear (bottom) effects

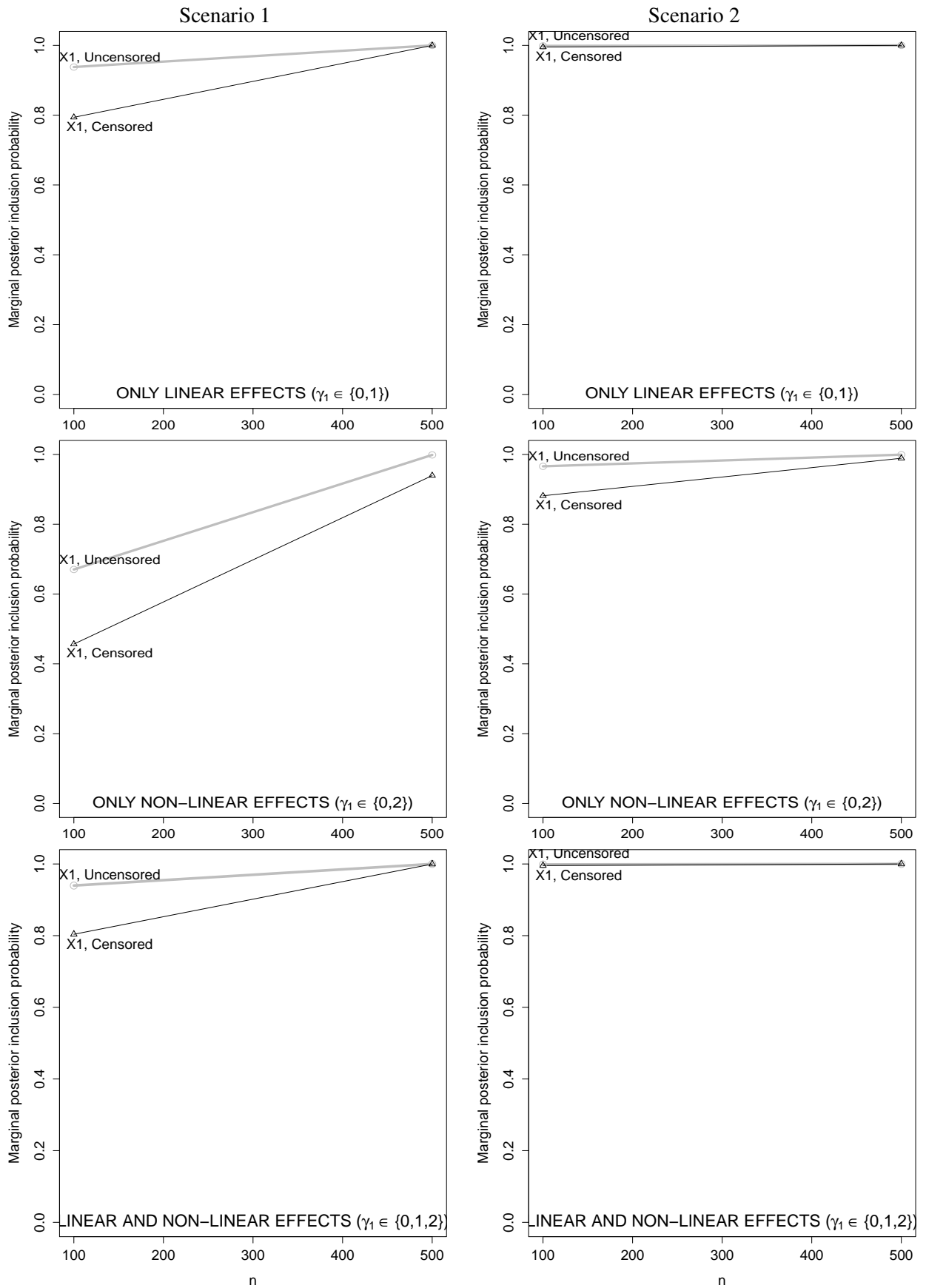


Figure 9: Scenarios 1-2. $p = 2$ with omitted x_{i2} . Average marginal posterior inclusion probabilities under AFT-pMOMZ when only considering linear (top), only non-linear (middle) or both linear and non-linear (bottom) effects

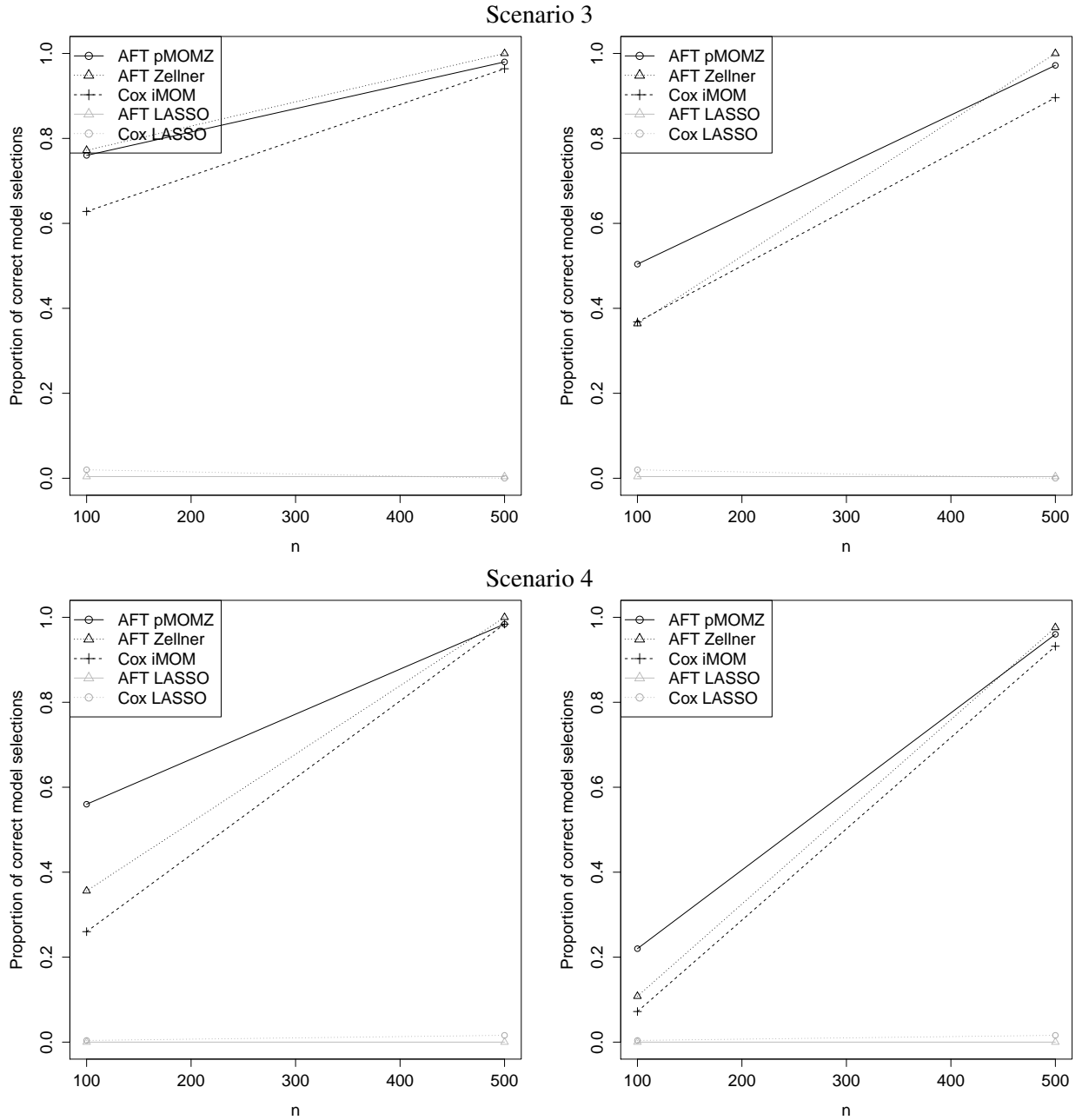


Figure 10: Scenarios 3-4, $p = 50$. Proportion of correctly selected models for uncensored (left) and censored (right) data

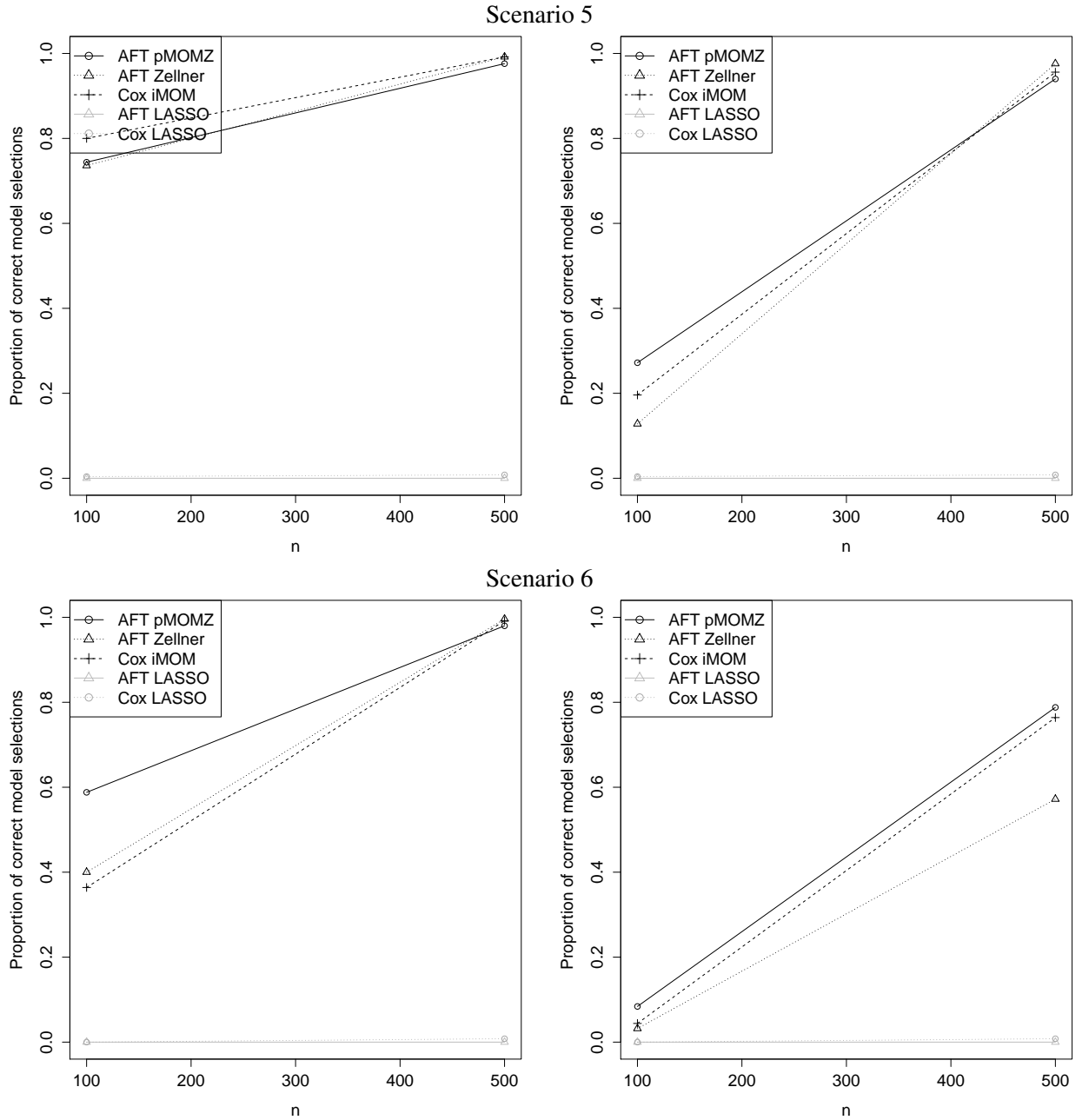


Figure 11: Scenarios 5-6, $p = 50$. Proportion of correctly selected models for uncensored (left) and censored (right) data

Method	n	$\hat{\gamma} = \gamma^*$	$P(\gamma^* y, \hat{\gamma} = \gamma^*)$	Truly active selected	Truly inactive selected
AFT-pMOMZ	100	0.504	0.357	1.54	0.26
AFT-pMOMZ	500	0.972	0.829	2.00	0.03
AFT-Zellner	100	0.364	0.663	1.29	0.05
AFT-Zellner	500	1.000	0.963	2.00	0.00
Cox-piMOM	100	0.368	0.398	1.45	0.31
Cox-piMOM	500	0.896	0.727	2.00	0.12
AFT-LASSO	100	0.004		1.01	7.16
AFT-LASSO	500	0.004		1.01	7.16
Cox-LASSO	100	0.020		1.83	8.37
Cox-LASSO	500	0.000		2.00	14.17

Table 4: Scenario 3, $p = 50$. Proportion of correctly selected models ($\hat{\gamma} = \gamma^*$) for uncensored and censored data, average posterior model probability when the correct model was selected, number of truly active and truly inactive variables $\hat{\gamma}$

Method	n	$\hat{\gamma} = \gamma^*$	$P(\gamma^* y, \hat{\gamma} = \gamma^*)$	Truly active selected	Truly inactive selected
AFT-pMOMZ	100	0.220	0.412	1.13	0.34
AFT-pMOMZ	500	0.960	0.869	2.00	0.04
AFT-Zellner	100	0.108	0.632	0.77	0.09
AFT-Zellner	500	0.976	0.946	1.98	0.00
Cox-piMOM	100	0.072	0.397	0.89	0.33
Cox-piMOM	500	0.932	0.853	1.97	0.04
AFT-LASSO	100	0.000		0.38	5.35
AFT-LASSO	500	0.000		0.38	5.35
Cox-LASSO	100	0.004		1.28	6.12
Cox-LASSO	500	0.016		2.00	10.31

Table 5: Scenario 4, $p = 50$. Proportion of correctly selected models ($\hat{\gamma} = \gamma^*$) for uncensored and censored data, average posterior model probability when the correct model was selected, number of truly active and truly inactive variables $\hat{\gamma}$

Method	n	$\hat{\gamma} = \gamma^*$	$P(\gamma^* y, \hat{\gamma} = \gamma^*)$	Truly active selected	Truly inactive selected
AFT pMOMZ	100	0.272	0.341	1.03	0.30
AFT pMOMZ	500	0.940	0.835	1.99	0.07
AFT Zellner	100	0.128	0.653	0.75	0.06
AFT Zellner	500	0.976	0.945	1.98	0.01
Cox iMOM	100	0.196	0.393	1.18	0.22
Cox iMOM	500	0.956	0.763	2.00	0.04
AFT LASSO	100	0.000		0.78	5.84
AFT LASSO	500	0.000		0.78	5.84
Cox LASSO	100	0.004		1.59	7.46
Cox LASSO	500	0.008		2.00	12.73

Table 6: Scenario 5, $p = 50$. Proportion of correctly selected models ($\hat{\gamma} = \gamma^*$) for uncensored and censored data, average posterior model probability when the correct model was selected, number of truly active and truly inactive variables $\hat{\gamma}$

Method	n	$\hat{\gamma} = \gamma^*$	$P(\gamma^* y, \hat{\gamma} = \gamma^*)$	Truly active selected	Truly inactive selected
AFT pMOMZ	100	0.084	0.310	0.67	0.36
AFT pMOMZ	500	0.788	0.808	1.81	0.03
AFT Zellner	100	0.032	0.449	0.36	0.12
AFT Zellner	500	0.572	0.851	1.57	0.00
Cox iMOM	100	0.044	0.360	0.66	0.46
Cox iMOM	500	0.764	0.830	1.78	0.03
AFT LASSO	100	0.000		0.31	4.40
AFT LASSO	500	0.000		0.31	4.40
Cox LASSO	100	0.000		0.98	5.33
Cox LASSO	500	0.008		1.99	9.36

Table 7: Scenario 6, $p = 50$. Proportion of correctly selected models ($\hat{\gamma} = \gamma^*$) for uncensored and censored data, average posterior model probability when the correct model was selected, number of truly active and truly inactive variables $\hat{\gamma}$

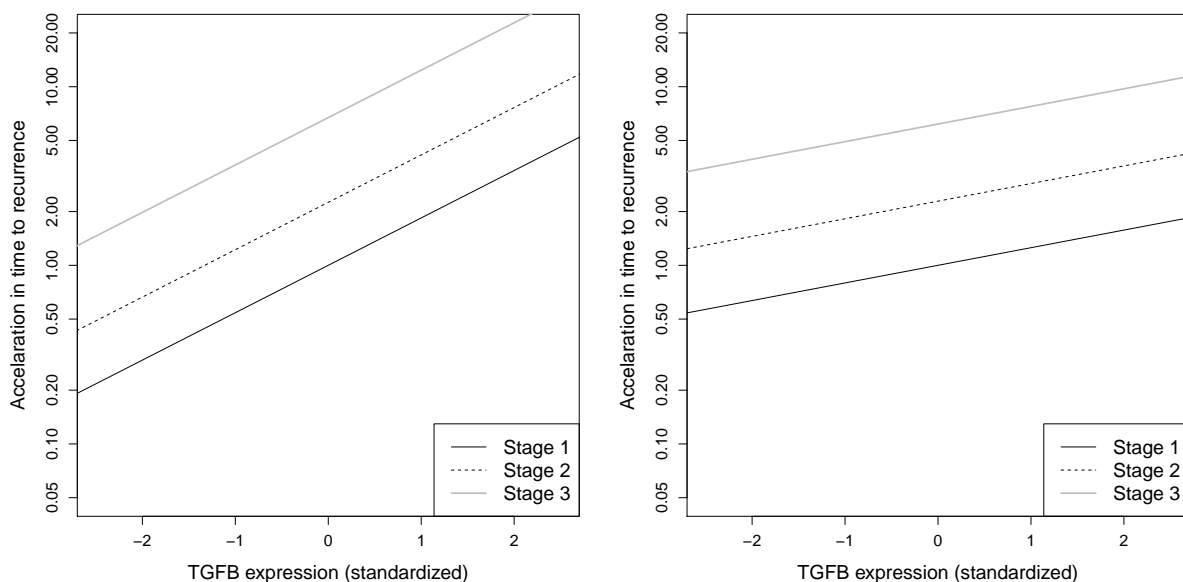


Figure 12: Estimated time acceleration due to stage and TGFB expression (MLE). Model with stage and TGFB (left) and stage, TGFB, FLT1, ESM1, GAS1 (right). TGFB P-values: 0.001 (left), 0.281 (right)

	Linear effects		Linear and non-linear	
AFT-pMOMZ	0.64	3.9	0.66	4.9
Cox-piMOM	0.53	2.1	0.67	1.0
Cox-LASSO	0.69	13.6	0.68	11.7
AFT-LASSO	0.51	20.8	0.45	14.9

Table 8: Leave-one-out cross-validation on colon cancer data. Concordance index (CI) and average number of selected parameters when considering only linear effects $\gamma_j \in \{0, 1\}$ ($p = 175$) and linear/non-linear effects $\gamma_j \in \{0, 1, 2\}$ ($p(r + 1) = 1050$)

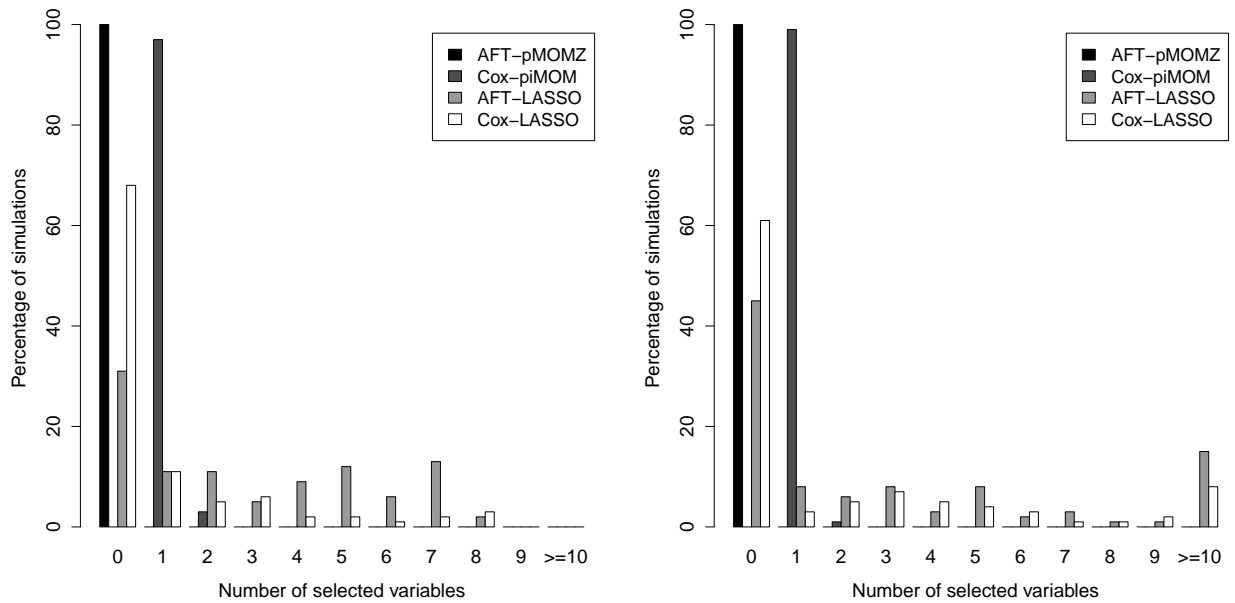


Figure 13: Number of false positives in permuted colon cancer data (100 permutations) when the design had 8 columns (left) for stage, linear and non-linear effect of TGFB and 175 columns (right) for stage and linear effect of 173 genes

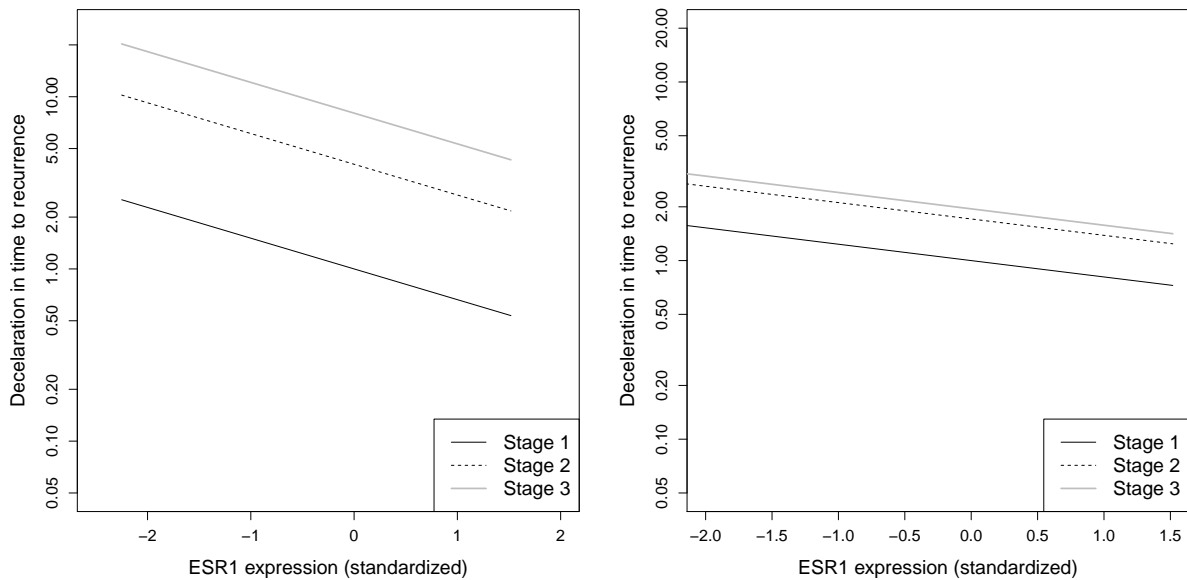


Figure 14: Estimated time deceleration due to stage and ESR1 expression (MLE). Model with stage and ESR1 (left) and stage, ESR1 with 8 genes with highest marginal posterior inclusion (right). ESR1 P-values: 0.003 (left), 0.1 (right)

Gene	NUSAP1	Contig46452_RC	LINC01520	NM.001109	NM.003430	NM.006398
Prob	0.965	0.411	0.306	0.286	0.258	0.217
Gene	NM.006727	GC11M123574	Contig40158_RC	NM.001565	NM.004131	Contig51202_RC
Prob	0.217	0.161	0.158	0.124	0.108	0.102

Table 9: Genes with marginal posterior probability greater than 10%.

References

- M. Abramowitz and I.A. Stegun. Handbook of mathematical functions with formulas, graphs, and mathematical table. In *US Department of Commerce*. National Bureau of Standards Applied Mathematics series 55, 1965.
- A. Albert and J.A. Anderson. On the existence of maximum likelihood estimates in logistic regression models. *Biometrika*, 71(1):1–10, 1984.
- M. Bagnoli and T. Bergstrom. Log-concave probability and its applications. *Economic Theory*, 26(2): 445–469, 2005.
- B. Baldessari. The distribution of a quadratic form of normal random variables. *The Annals of Mathematical Statistics*, 38(6):1700–1704, 1967.
- P.J. Bickel. Comments on: Nonparametric inference with generalized likelihood ratio tests. *Test*, 16(3): 445–447, 2007.
- M. Bottai and J. Zhang. Laplace regression with censored data. *Biometrical Journal*, 52(4):487–503, 2010.
- P. Breheny and J. Huang. Coordinate descent algorithms for nonconvex penalized regression, with applications to biological feature selection. *The Annals of Applied Statistics*, 5(1):232, 2011.
- J Burridge. A note on maximum likelihood estimation for regression models using grouped data. *Journal of the Royal Statistical Society: Series B*, 43(1):41–45, 1981.
- A. Calon, E. Espinet, S. Palomo-Ponce, D.V.F. Tauriello, M. Iglesias, M.V. Céspedes, M. Sevillano, C. Nadal, P. Jung, X.H.F. Zhang, D. Byrom, A. Riera, D. Rossell, R. Mangués, J. Massague, E. Sanchó, and E. Batlle. Dependency of colorectal cancer on a tgf-beta-driven programme in stromal cells for metastasis initiation. *Cancer Cell*, 22(5):571–584, 2012.
- X. Cao, K. Khare, and M. Ghosh. High-dimensional posterior consistency for hierarchical non-local priors in regression. *Bayesian Analysis*, (in press):1–22, 2019.
- I. Castillo, J. Schmidt-Hieber, and A.W. van-der Vaart. Bayesian linear regression with sparse priors. *The Annals of Statistics*, 43(5):1986–2018, 2015.
- Y. Chen, T. Hanson, and J. Zhang. Accelerated hazards model based on parametric families generalized with Bernstein polynomials. *Biometrics*, 70(1):192–201, 2014.
- Y.Q. Chen and N.P. Jewell. On a general class of semiparametric hazards regression models. *Biometrika*, 88(3):687–702, 2001.
- D.R. Cox. Regression models and life-tables. *Journal of the Royal Statistical Society. Series B*, 34(2): 187–220, 1972.
- A.P. Dawid. The trouble with Bayes factors. Technical report, University College London, 1999.

- A.G. DiRienzo and S.W. Lagakos. Effects of model misspecification on tests of no randomized treatment effect arising from Cox's proportional hazards model. *Journal of the Royal Statistical Society B*, 63(4):745–757, 2001.
- K.A. Doksum and M. Gasko. On a correspondence between models in binary regression analysis and in survival analysis. *International Statistical Review*, 58(3):243–252, 1990.
- D.B. Dunson and A.H. Herring. Bayesian model selection and averaging in additive and proportional hazards models. *Lifetime Data Analysis*, 11(2):213–232, 2005.
- J. Fan and J. Jiang. Non-and semi-parametric modeling in survival analysis. In *New Developments in Biostatistics and Bioinformatics*, pages 3–33. World Scientific, 2009.
- J. Fan and R. Li. Variable selection for Cox's proportional hazards model and frailty model. *The Annals of Statistics*, 30(1):74–99, 2002.
- D. Faraggi and R. Simon. Bayesian variable selection method for censored survival data. *Biometrics*, 54(4):1475–1485, 1998.
- I.R. Fulcher, E.J. Tchetgen Tchetgen, and P.L. Williams. Mediation analysis for censored survival data under an accelerated failure time model. *Epidemiology*, 28(5):660–666, 2017.
- A. Gasull and F. Utzet. Approximating Mills ratio. *Journal of Mathematical Analysis and Applications*, 420(2):1832–1853, 2014.
- L.A. Gelfand, D.P. MacKinnon, R.J. DeRubeis, and A.N. Baraldi. Mediation analysis with survival outcomes: accelerated failure time vs. proportional hazards models. *Frontiers in psychology*, 7:423, 2016.
- P.R. Hahn and C.M. Carvalho. Decoupling shrinkage and selection in bayesian linear models: a posterior summary perspective. *Journal of the American Statistical Association*, 110(509):435–448, 2015.
- Q. Han. Bayes model selection. *arXiv*, 1704.07513:1–42, 2017.
- F.E. Harrell Jr., K.L. Lee, and D.B. Mark. Multivariable prognostic models: issues in developing models, evaluating assumptions and adequacy, and measuring and reducing errors. *Statistics in Medicine*, 15(4):361–387, 1996.
- S. Hattori. Testing the no-treatment effect based on a possibly misspecified accelerated failure time model. *Statistics & Probability Letters*, 82(2):371–377, 2012.
- G. Heinze and M. Schemper. A solution to the problem of separation in logistic regression. *Statistics in Medicine*, 21(16):2409–2419, 2002.
- R. Henderson and P. Oman. Effect of frailty on marginal regression estimates in survival analysis. *Journal of the Royal Statistical Society B*, 61(2):367–379, 1999.
- N.L. Hjort. On inference in parametric survival data models. *International Statistical Review / Revue Internationale de Statistique*, 60(3):355–387, 1992.
- N.L. Hjort and D. Pollard. Asymptotics for minimisers of convex processes. *arXiv*, 1107.3806:1–24, 2011.
- P. Hougaard. Frailty models for survival data. *Lifetime Data Analysis*, 1(3):255–273, 1995.
- J. Huang, S. Ma, and H. Xie. Regularized estimation in the accelerated failure time model with high-dimensional covariates. *Biometrics*, 62(3):813–820, 2006.

- J.L. Hutton and P.F. Monaghan. Choice of parametric accelerated life and proportional hazards models for survival data: asymptotic results. *Lifetime Data Analysis*, 8(4):375–393, 2002.
- J.G. Ibrahim and M.H. Chen. *Bayesian Model Selection in Survival Analysis*. American Cancer Society, 2014.
- J.G. Ibrahim, M.H. Chen, and S.N. MacEachern. Bayesian variable selection for proportional hazards models. *Canadian Journal of Statistics*, 27(4):701–717, 1999.
- H. Ishwaran, U.B. Kogalur, E.Z. Gorodeski, A.J. Minn, and M.S. Lauer. High-dimensional variable selection for survival data. *Journal of the American Statistical Association*, 105(489):205–217, 2010.
- V.E. Johnson and D. Rossell. On the use of non-local prior densities in Bayesian hypothesis tests. *Journal of the Royal Statistical Society: Series B*, 72(2):143–170, 2010.
- V.E. Johnson and D. Rossell. Bayesian model selection in high-dimensional settings. *Journal of the American Statistical Association*, 107(498):649–660, 2012.
- R.E. Kass, L. Tierney, and J.B. Kadane. *The validity of posterior expansions based on Laplace’s method*, pages 473–488. Elsevier Science, 1990.
- N. Keiding, P.K. Andersen, and J.P. Klein. The role of frailty models and accelerated failure time models in describing heterogeneity due to omitted covariates. *Statistics in Medicine*, 16(2):215–224, 1997.
- P. Lambert, D. Collett, A. Kimber, and R. Johnson. Parametric accelerated failure time models with random effects and an application to kidney transplant survival. *Statistics in Medicine*, 23(20):3177–3192, 2004.
- C.I. C. Lee. On Laplace continued fraction for the normal integral. *Annals of the Institute of Statistical Mathematics*, 44(1):107–120, 1992.
- E.K. Lee, D.G. Kim, J.S. Kim, and Y. Yoon. Cell-cycle regulator Cks1 promotes hepatocellular carcinoma by supporting NF- κ B-dependent expression of interleukin-8. *Cancer Research*, 71(21):6827–6835, 2011.
- J.T. Lei, X. Gou, S. Seker, and M.J. Ellis. ESR1 alterations and metastasis in estrogen receptor positive breast cancer. *Journal of Cancer Metastasis and Treatment*, 5:1–16, 2019.
- C. Leng and X. Tong. A quantile regression estimator for censored data. *Bernoulli*, 19(1):344–361, 2013.
- E. Lesaffre and A. Albert. Partial separation in logistic discrimination. *Journal of the Royal Statistical Society: Series B*, 51(1):109–116, 1989.
- D.Y. Lin and L.J. Wei. The robust inference for the Cox proportional hazards model. *Journal of the American statistical Association*, 84(408):1074–1078, 1989.
- P.L. Loh. Statistical consistency and asymptotic normality for high-dimensional robust m -estimators. *The Annals of Statistics*, 45(2):866–896, 2017.
- P.Y. Lum, G. Singh, A. Lehman, T. Ishkanov, M. Vejdemo-Johansson, M. Alagappan, J. Carlsson, and G. Carlsson. Extracting insights from the shape of complex data using topology. *Scientific Reports*, 3:1236, 2013.
- J. Lv and J.S. Liu. Model selection principles in misspecified models. *Journal of the Royal Statistical Society: Series B*, 76(1):141–167, 2014.

- L. Meier, S. Van De Geer, and P. Bühlmann. The group lasso for logistic regression. *Journal of the Royal Statistical Society: Series B*, 70(1):53–71, 2008.
- N.N. Narisetty and X. He. Bayesian variable selection with shrinking and diffusing priors. *The Annals of Statistics*, 42(2):789–817, 2014.
- A. Nikooienejad, W. Wang, and V.E. Johnson. Bayesian variable selection for survival data using inverse moment priors. *arXiv*, 1712.02964:1–23, 2017.
- D. Pollard. Asymptotics for least absolute deviation regression estimators. *Econometric Theory*, 7(2):186–199, 1991.
- N.G. Polson and L. Sun. Bayesian l0-regularized least squares. *Applied Stochastic Models in Business and Industry*, 35(3):717–731, 2018.
- M.H. Rahaman-Khan and J.E.H. Shaw. Variable selection for survival data with a class of adaptive elastic net techniques. *Statistics and Computing*, 26(3):725–741, 2016.
- M.H. Rahaman-Khan and J.E.H. Shaw. Variable selection for accelerated lifetime models with synthesized estimation techniques. *Statistical Methods in Medical Research*, 28(3):937–952, 2019.
- D. Rossell. A framework for posterior consistency in model selection. *arXiv*, 1806.04071:1–58, 2018.
- D. Rossell and F.J. Rubio. Tractable Bayesian variable selection: beyond normality. *Journal of the American Statistical Association*, 113:1742–1758, 2018.
- D. Rossell and D. Telesca. Non-local priors for high-dimensional estimation. *Journal of the American Statistical Association*, 112(517):254–265, 2017.
- D. Rossell, D. Telesca, and V.E. Johnson. High-dimensional Bayesian classifiers using non-local priors. In *Statistical Models for Data Analysis XV*, pages 305–314. Springer, 2013.
- C. Sanderson and R. Curtin. Armadillo: a template-based C++ library for linear algebra. *Journal of Open Source Software*, 1(2):26, 2016.
- F. Scheipl, L. Fahrmeir, and T. Kneib. Spike-and-slab priors for function selection in structured additive regression models. *Journal of the American Statistical Association*, 107(500):1518–1532, 2012.
- G. Schwarz. Estimating the dimension of a model. *The Annals of Statistics*, 6:461–464, 1978.
- J.G. Scott and J.O. Berger. Bayes and empirical-Bayes multiplicity adjustment in the variable-selection problem. *The Annals of Statistics*, 38(5):2587–2619, 2010.
- N. Sha, M.G. Tadesse, and M. Vannucci. Bayesian variable selection for the analysis of microarray data with censored outcomes. *Bioinformatics*, 22(18):2262–2268, 2006.
- M. Shin, A. Bhattacharya, and V.E. Johnson. Scalable Bayesian variable selection using nonlocal prior densities in ultrahigh-dimensional settings. *Statistica Sinica*, 28(2):1053, 2018.
- M.J. Silvapulle and J. Burridge. Existence of maximum likelihood estimates in regression models for grouped and ungrouped data. *Journal of the Royal Statistical Society: Series B*, 48(1):100–106, 1986.
- N. Simon, J. Friedman, T. Hastie, and R. Tibshirani. Regularization paths for Cox’s proportional hazards model via coordinate descent. *Journal of Statistical Software*, 39(5):1, 2011.
- C.G. Small. *Expansions and Asymptotics for Statistics*. Chapman & Hall/CRC Monographs on Statistics & Applied Probability. CRC Press, 2010. ISBN 9781420011029.

- P.J. Solomon. Effect of misspecification of regression models in the analysis of survival data. *Biometrika*, 71(2):291–298, 1984.
- G. Stelzer, N. Rosen, I. Plaschkes, S. Zimmerman, M. Twik, S. Fishilevich, T.I. Stein, R. Nudel, I. Lieder, Y. Mazor, S. Kaplan, D. Dahary, D. Warshawsky, Y. Guan-Golan, A. Kohn, N. Rappaport, M. Safran, and D. Lancet. The Genecards suite: from gene data mining to disease genome sequence analyses. *Current protocols in Bioinformatics*, 54(1):1–30, 2016.
- C.A. Struthers and J.D. Kalbfleisch. Misspecified proportional hazard models. *Biometrika*, 73(2):363–369, 1986.
- T.M. Therneau and P.M. Grambsch. *Modeling Survival Data: Extending the Cox Model*. Springer, New York, 2000. ISBN 0-387-98784-3.
- R. Tibshirani. The lasso method for variable selection in the Cox model. *Statistics in Medicine*, 16(4):385–395, 1997.
- X. Tong, L. Zhu, C. Leng, W. Leisenring, and L.L. Robison. A general semiparametric hazards regression model: efficient estimation and structure selection. *Statistics in Medicine*, 32(28):4980–4994, 2013.
- A.A. Tsiatis. A large sample study of Cox’s regression model. *The Annals of Statistics*, 9(1):93–108, 1981.
- A.W. van der Vaart. *Asymptotic Statistics*. Cambridge University Press, New York, 1998.
- L.J. Van’t Veer, H. Dai, M.J. Van De Vijver, Y.D. He, A.A.M. Hart, M. Mao, H.L. Peterse, K. Van Der Kooy, M.J. Marton, A.T. Witteveen, et al. Gene expression profiling predicts clinical outcome of breast cancer. *Nature*, 415(6871):530, 2002.
- L.J. Wei. The accelerated failure time model: a useful alternative to the Cox regression model in survival analysis. *Statistics in Medicine*, 11(14-15):1871–1879, 1992.
- W.H. Wong. Theory of partial likelihood. *The Annals of Statistics*, 14(1):88–123, 1986.
- S.N. Wood. *Generalized Additive Models: an introduction with R*. Chapman and Hall/CRC, New York, 2017.
- Y. Yang and D. Pati. Bayesian model selection consistency and oracle inequality with intractable marginal likelihood. *arXiv*, 1701.00311:1–38, 2017.
- Z. Ying. A large sample study of rank estimation for censored regression data. *The Annals of Statistics*, 21(1):76–99, 1993.
- G. Zanella and G. Roberts. Scalable importance tempering and Bayesian variable selection. *Journal of the Royal Statistical Society B*, 81(3):489–517, 2019.
- Z. Zhang, S. Sinha, T. Maiti, and E. Shipp. Bayesian variable selection in the accelerated failure time model with an application to the surveillance, epidemiology, and end results breast cancer data. *Statistical Methods in Medical Research*, 27(4):1–25, 2018.