

Model of level statistics for disordered interacting quantum many-body systems

Piotr Sierant^{1,2} and Jakub Zakrzewski^{1,3}

¹*Institute of Theoretical Physics, Jagiellonian University in Krakow, Lojasiewicza 11, 30-348 Kraków, Poland* *

²*ICFO - Institut de Sciences Fotoniques, The Barcelona Institute of Science and Technology, 08860 Castelldefels (Barcelona), Spain*

³*Mark Kac Complex Systems Research Center, Jagiellonian University in Krakow, Kraków, Poland.* †

(Dated: February 15, 2021)

We numerically study level statistics of disordered interacting quantum many-body systems. A two-parameter plasma model which controls level repulsion exponent β and range h of interactions between eigenvalues is shown to reproduce accurately features of level statistics across the transition from ergodic to many-body localized phase. Analysis of higher order spacing ratios indicates that the considered β - h model accounts even for long range spectral correlations and allows to obtain a clear picture of the flow of level statistics across the transition. Comparing SFFs of β - h model and of a system across the ergodic-MBL transition, we show that the range of effective interactions between eigenvalues h is related to the Thouless time which marks the onset of quantum chaotic behavior of the system. Analysis of level statistics of random quantum circuit which hosts chaotic and localized phases supports the claim that β - h model grasps universal features of level statistics in transition between ergodic and many-body localized phases also for systems breaking time-reversal invariance.

I. INTRODUCTION

Many-body localization (MBL) [1, 2] manifesting ergodicity breaking in disordered interacting quantum many-body systems [3–6] has attracted a vivid attention over the last decade. Important results include an emergent integrability of MBL phase due to the existence of local integrals of motion (LIOMs) [3, 7–10] and the associated logarithmic growth of the bipartite entanglement entropy after a quench from a separable state [11, 12]. A wide regime of subdiffusive transport on the ergodic side of the transition was found [13–15]. Signatures of MBL have been observed experimentally in 1D [16, 17] and in 2D system [18] see, however, [19]. Recently, the very existence of MBL in the thermodynamic limit has been questioned [20] opening a new debate [21–23]. While the status of MBL in the thermodynamic limit is of utmost importance for the understanding of this phenomenon from purely theoretical viewpoint, the real systems studied in this respect are finite [16, 18, 24, 25] often reaching very modest sizes that enable precise studies [26–28]. In this work we concentrate on systems of such a size.

Spectral statistics of ergodic systems with (without) time reversal invariance follow predictions of Gaussian orthogonal (unitary) ensemble (GOE, GUE, respectively) of random matrices [29, 30] while eigenvalues of localized systems are uncorrelated resulting in Poisson statistics (PS). A ratio of consecutive spacings between energy levels

$$r_i^{(n)} = \min\left\{\frac{E_{i+2n} - E_{i+n}}{E_{i+n} - E_i}, \frac{E_{i+n} - E_i}{E_{i+2n} - E_{i+n}}\right\} \quad (1)$$

was proposed as a simple probe of the level statistics in

[31] with $n = 1$ and employed in investigation of ergodicity breaking in various settings [32–40]. Higher order spacing ratios ($n > 1$), studied in [41–45], are valuable tools to assess properties of level statistics. In contrast to standard measures such as level spacing distribution or number variance [29, 30] they do not require the so called unfolding, i.e. the procedure of setting the density of energy levels $\rho(E)$ to unity which can lead to misleading results [46]. Recently, an analytical understanding of an appearance of random matrix theory statistics in systems without a clear semiclassical limit have been developed in a periodically driven Ising models [47, 48] or in random Floquet circuits [49]. Variants of such systems have been argued to undergo ergodic-MBL transition [50, 51].

In this work we introduce a two-parameter β - h model which assumes a level repulsion determined by exponent β between h neighboring eigenvalues. Our model is a natural extension of the so called β -Gaussian model [45] claimed to represent the level statistics in the transition to MBL. We show that the second parameter, the interaction distance h is essential for understanding the transition and reproducing the numerical results obtained for various physical models. In particular, we demonstrate that distributions of higher order spacing ratios $r^{(n)}$ across the ergodic-MBL transition in disordered XXZ spin chain are faithfully captured by β - h model and the obtained β and h parameters provide a simple perspective on short-range and long-range spectral correlations. The latter, captured effectively by the interaction range h , are further investigated by means of the SFF revealing a link between h and the Thouless time. We demonstrate that β -Gaussian model fails to describe long-range spectral correlations. An analysis of a local Haar-random unitary nearest-neighbor quantum circuit system introduced in [50] indicates that also in such a generic system the spectral statistics can be grasped with the β - h model demonstrating the robustness of observed

* piotr.sierant@uj.edu.pl

† jakub.zakrzewski@uj.edu.pl

features of level statistics.

The paper is organized as follows. In Section II we introduce the β - h model and discuss properties of its level statistics. In Section III we show that the β - h model accurately reproduces level statistics of disordered XXZ spin chain across the many-body localization transition. In Section IV we show that the β - h model grasps also level statistics of disordered Bose-Hubbard model. In Section V we demonstrate that β - h applies also to ergodic-MBL transition in systems with broken time-reversal symmetry and without local conservation laws by considering level statistics of a random quantum circuit. We conclude in Section VI.

II. THE β - h MODEL

The joint probability density function (JPDF) of eigenvalues of matrix from GOE (GUE) with $\beta = 1$ ($\beta = 2$) can be written as a partition function of a fictitious 1D gas of particles $\mathcal{P}(E_1, \dots, E_N) = Z_N^{-1} e^{-\beta \mathcal{E}(E_1, \dots, E_N)}$ where Z_N is a normalization constant and the energy \mathcal{E} includes a trapping potential $U(E) \propto E^2$ and pairwise logarithmic interactions $V(|E - E'|) = -\log(|E - E'|)$. Eigenvalues $E_1 < \dots < E_N$ lie on a ring of length N which confines them rendering the trapping potential $U(E)$ unnecessary. The JPDF can be written as

$$\mathcal{P}_h^\beta(E_1, \dots, E_N) = Z_N^{-1} \prod_{i=0}^N |E_i - E_{i+1}|^\beta \dots |E_i - E_{i+h}|^\beta. \quad (2)$$

The GOE (GUE) case is obtained when $h \rightarrow \infty$ with the appropriate value of β . The form of (2) suggests various models of intermediate level statistics between GOE (GUE) and PS. For instance, one can keep $h \rightarrow \infty$ and vary β , obtaining the so called β -Gaussian ensemble [45]. When h is an integer number which sets the number of correlated neighboring eigenvalues one arrives at the so called short-range plasma model introduced in [52] (see also [53, 54]).

In this work we extend this model by allowing h to be a real number. Denoting by $\lfloor \cdot \rfloor$ the floor function, the factor in (2) becomes $|E_i - E_{i+1}|^\beta \dots |E_i - E_{i+\lfloor h \rfloor}|^\beta |E_i - E_{i+\lfloor h \rfloor+1}|^{\beta(h-\lfloor h \rfloor)}$, hence defining the β - h model where $h \in [1, \infty)$ and $\beta \in [0, 1]$ ($\beta \in [0, 2]$) for GOE(GUE)-PS transition. Varying continuously h and β allows us to capture spectral statistics of disordered quantum many-body systems across the ergodic-MBL transition, while a simple form of JPDF of β - h model yields insight into correlations between eigenvalues. Semi-analytical results for β - h model are available only for integer values of h and β [52]. In particular, the number variance, defined as the variance of the number of eigenvalues in an interval $(E, E + L)$ reads

$$\Sigma^2(L) = \chi L, \quad (3)$$

for $L \gg 1$ where $\chi = 1/(\beta h + 1)$. The spectral rigidity of GOE (GUE) which manifests itself in the logarithmic

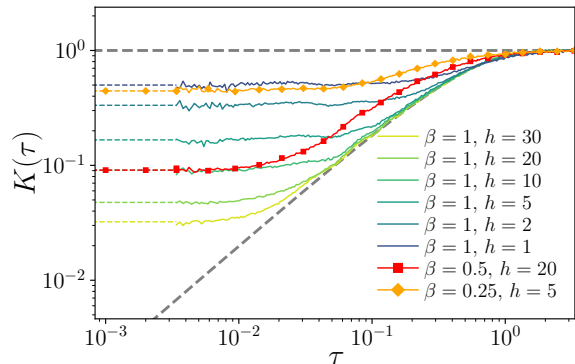


FIG. 1. The SFF $K(\tau)$ of β - h model. For $\tau < 0.003$, $K(\tau)$ was replaced by analytically determined value of $K(0)$. Grey dashed lines correspond to GOE and PS.

growth of the variance $\Sigma^2(L)$ is replaced by a finite spectral compressibility χ . Thus, a profound change in long-range spectral correlations happens when $h < \infty$. Interestingly, we find that (3) is fulfilled with an excellent agreement for β - h model as our Monte Carlo simulations (obtained sampling JPDF of β - h model with the Metropolis-Hastings algorithm [55]) shows for arbitrary real $\beta \in [0, 2]$ and $h \in [1, 40]$.

A straightforward application of the method of [52] shows that distributions of higher order spacing ratios $P(r^{(n)})$ for $h = 1$ are given by

$$P(r^{(n)}) = \frac{(r^{(n)})^{\beta+(\beta+1)(n-1)}}{((\beta+1)((r^{(n)})+1))^{2(\beta+1)n}}. \quad (4)$$

Such distributions of higher order spacing ratios $P(r^{(n)})$ at $h = 1$ constitute a very good approximation for systems close to the MBL phase where $h \approx 1$ and provides analytical expressions for average higher order spacing ratios $\bar{r}^{(n)}$ (including PS for $\beta = 0$). To obtain $P(r^{(n)})$ for arbitrary $h \in [1, \infty)$ and $\beta \in [0, 1]$ we again sample JPDF of β - h model with the Monte Carlo approach.

A. Spectral form factor of β - h model

Consider the *spectral form factor* (SFF) [29, 30]:

$$K(\tau) = \frac{1}{Z} \left\langle \left| \sum_j g(\epsilon_j) e^{-iE_j \tau} \right|^2 \right\rangle, \quad (5)$$

where Z assures that $K(\tau) \xrightarrow{\tau \rightarrow \infty} 1$, the spectrum is unfolded (for remarks on unfolding see Appendix) and $g(\epsilon)$ is a Gaussian function which vanishes at the edges of spectrum reducing their influence – see also Appendix. The SFF allows to identify two important time scales in disordered systems: the Heisenberg time τ_H equal to the inverse level spacing, beyond which the discrete nature

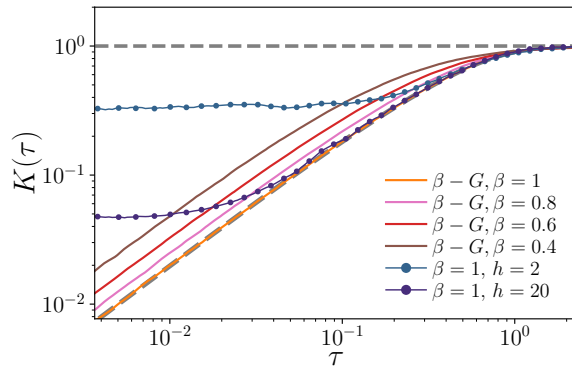


FIG. 2. Comparison of SFFs of $\beta-h$ model (lines with dots) and of β -Gaussian ensemble (solid lines). Grey dashed lines correspond to GOE and PS.

of the energy spectrum manifests itself and the Thouless time τ_{Th} , which is the time scale beyond which SFF admits universal GOE (GUE) form $K(\tau) \approx 2\tau$ [20, 50]. The existence of two time scales is reflected in the JPDF of $\beta-h$ model, where the correlations between eigenvalues are of the GOE (GUE) form on energy scales smaller than h level spacings so that τ_{Th} , inversely proportional to h , (for $\beta = 1, 2$) provides a physical interpretation of the interaction range h in $\beta-h$ model.

SFF of $\beta-h$ model is shown in Fig. 1. For $\beta = 1$, SFF of $\beta-h$ model follows prediction for GOE down to Thouless time τ_{Th} which depends on the interaction range h (roughly: $\tau_{Th} \approx 2/(h+1)$). SFF for $\beta < 1$ shows that it is possible to have spectral statistics with $h > 1$ and $\tau_{Th} = \tau_H = 1$.

We note that (3) implies that $K(0) = 1/(\beta h + 1)$ – an analytical prediction for integer β and h which is very well confirmed by numerical data for arbitrary β and h as shown in Fig. 1.

Fig. 2 shows comparison of SFFs of $\beta-h$ model and of β -Gaussian ensemble. The two parameters of the $\beta-h$ model allow to reproduce the typical behavior of SFF of a disordered many-body system across ergodic-MBL transition [20, 22] – the Thouless time t_{Th} of a physical quantum many-body system increases with disorder strength W , which, in $\beta-h$ model is reflected by a decreasing range h of eigenvalue interactions. The vanishing level repulsion in the vicinity of the localized phase is reflected by sufficiently small value of the exponent β . This is not the case for the β -Gaussian ensemble. As soon as $\beta < 1$, the deviation from the SFF of GOE is observed for all $\tau < 1$ as Fig. 2 illustrates. Thus, the β -Gaussian ensemble is unable of reproducing the typical behavior of SFF, $K(\tau)$, in disordered system in which $K(\tau)$ deviates from the universal GOE curve only for times smaller than the Thouless time t_{Th} . Moreover, for $\beta < 1$ the predictions of β -Gaussian ensemble fail to reproduce a small τ behaviour showing a rapid decrease with decreasing τ instead of a saturation as expected closer to Poisson regime.

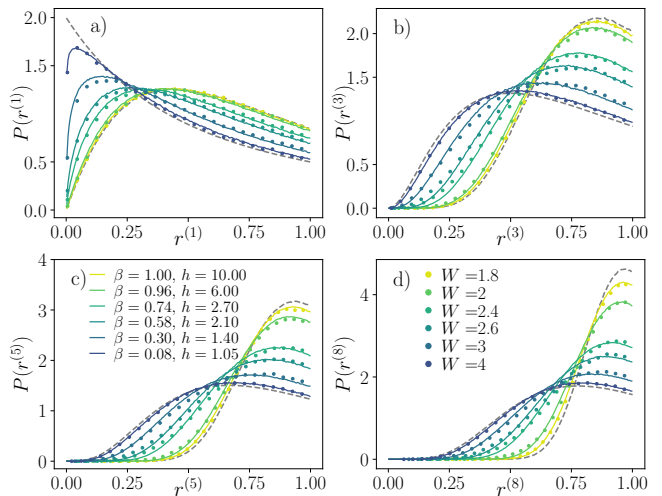


FIG. 3. Distributions of higher order spacing ratios of disordered XXZ spin chain (6) of size $L = 18$ for various disorder strengths W are denoted by symbols. Lines correspond to $\beta-h$ model with parameters shown in panel c). Grey dashed lines correspond to $P(r^{(n)})$ distributions for GOE and PS.

III. XXZ SPIN CHAIN

Let us go beyond a comparison of the statistical models among themselves and compare their predictions with different physical models. As a starting point for testing purposes we consider a standard disordered XXZ spin-1/2 chain with Hamiltonian given by

$$H = J \sum_{i=1}^L \vec{S}_i \cdot \vec{S}_{i+1} + \sum_{i=1}^L h_i S_i^z, \quad (6)$$

where \vec{S}_i are spin-1/2 matrices, $J = 1$ is fixed as the energy unit, periodic boundary conditions are assumed $\vec{S}_{L+1} = \vec{S}_1$ and $h_i \in [-W, W]$ are independent, uniformly distributed random variables. The model (6) has been widely studied in the MBL context [11, 32, 35, 56–62], and its level statistics have been addressed in [63–66]. Recently, the β -Gaussian ensemble was suggested to describe the ergodic-MBL transition [45]. As the analysis of Section II has shown this claim is questionable. Further, we shall show that the β -Gaussian ensemble reproduces level correlations only on a single level spacing scale while missing longer-range spectral correlations. Both aspects of level statistics are grasped by $\beta-h$ model.

Eigenvalues of the XXZ spin chain (6) are obtained by an exact diagonalization for small sizes or with shift-and-invert method [67] for $L = 18, 20$. For each W we accumulate eigenvalues from 2000 (400) disorder realizations for $L \leq 18$ ($L = 20$). The higher order spacing ratios (1) are calculated using 500 eigenvalues from the middle of the spectrum. The resulting exemplary distributions $P(r^{(n)})$ of higher order spacing ratios for $n = 1, 3, 5, 8$ are shown in Fig. 3. Parameters for $\beta-h$ model are obtained by minimizing the deviation be-

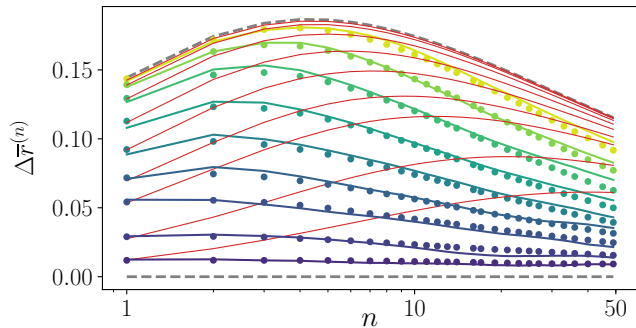


FIG. 4. Symbols show the average higher order gap ratios $\Delta\bar{r}^{(n)}$ (see text) as function of n for disorder strengths $W = 1.8, 2, 2.2, 2.4, 2.6, 2.8, 3, 3.4, 4$ (from top to bottom) for XXZ chain of size $L = 18$. Corresponding fits of β - h model are drawn by solid lines, the β , h parameters are the same as in Fig. 3, additional $W = 2.2, 2.8, 3.4$, are fitted by $\beta = 0.90, 0.46, 0.18$ and $h = 3.60, 1.70, 1.30$ respectively. Red lines correspond to β -Gaussian ensemble with $\beta = 0.98, 0.94, 0.84, 0.68, 0.52, 0.38, 0.26, 0.12, 0.05$ (from top to bottom). Grey dashed lines: $\Delta\bar{r}^{(n)}$ for GOE and PS respectively.

tween $P(r^{(n)})$ distributions for XXZ spin chain and β - h model. A very good agreement between the distributions obtained for the model (6) and predictions of β - h model is observed in the whole transition region between the ergodic and MBL phases. Note that both parameters β and h are needed to reproduce $P(r^{(n)})$ distributions for $n \geq 1$. To demonstrate that the agreement between β - h model and level statistics of XXZ spin chain in ergodic-MBL crossover persists to larger energy scales, we calculate $\Delta\bar{r}^{(n)} = \bar{r}^{(n)} - \bar{r}_{PS}^{(n)}$, where $\bar{r}^{(n)}$ is the average value of n 'th order spacing ratio $\bar{r}^{(n)}$ and $\bar{r}_{PS}^{(n)}$ is the n 'th order average gap ratio for PS. The resulting values of $\Delta\bar{r}^{(n)}$ as function of n are shown in Fig. 4. Even though the parameters of β - h model are determined by fit of $P(r^{(n)})$ for $n = 1, 3, 5, 8$ only (fits for all n taken with the same weight), the good agreement between $\Delta\bar{r}^{(n)}$ for XXZ spin chain and for β - h model persists up to $n = 50$. Interestingly, on the ergodic side of the transition, for $W \leq 2.4$, the values of $\Delta\bar{r}^{(n)}$ for $n \geq 20$ predicted by β - h model are consequently overestimating the values for XXZ spin chain. Since the larger value of $\Delta\bar{r}^{(n)}$ implies stronger level correlations at the scale determined by n , this means that energy levels of β - h model, not coupled directly in JPDP (6), are still correlated more strongly than energy levels of the system across the ergodic-MBL transition. For comparison, we also show the predictions of β -Gaussian ensemble [45] in Fig. 4. Only the values of $\Delta\bar{r}^{(1)}$ are well reproduced by this approach, for $n \geq 2$, the values of $\Delta\bar{r}^{(n)}$ are overestimated showing that finite h is an essential feature of level statistics in the MBL transition.

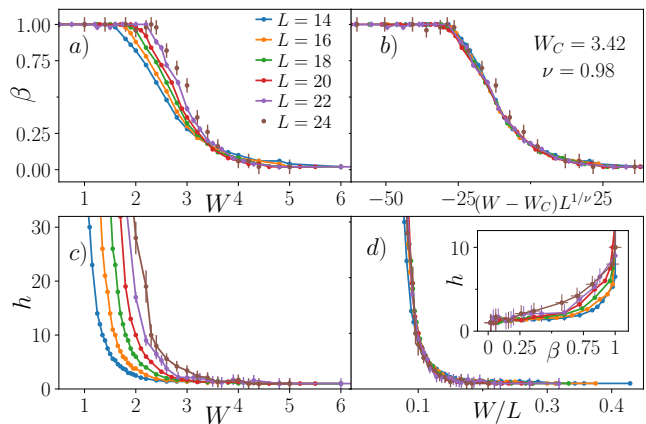


FIG. 5. Left: level repulsion exponent β - a) and the range h of interactions of eigenvalues - c) as a function of disorder strength W in XXZ chain. Right: The collapse of the data for $\beta(W)$ upon rescaling $W \rightarrow (W - W_C)L^{1/\nu}$ - b) and for $h(W)$ using $W \rightarrow W/L$ rescaling. Inset in panel d) shows the dependence $h(\beta)$ for various system sizes.

A. Scaling of level repulsion exponent β and range of interactions h at the ergodic-MBL transition

The β and h parameters characterizing level statistics across the ergodic-MBL transition are shown in Fig. 5. In the ergodic phase, at small disorder strengths W , GOE describes level statistics well, hence $\beta = 1$ and $h \rightarrow \infty$. Upon increase of W , the range of interactions h and the level repulsion exponent β decrease leading to PS for sufficiently strong disorder. Notably, the system size dependences of $h(W)$ and $\beta(W)$ are very different. The data for $\beta(W)$ collapse upon rescaling $W \rightarrow (W - W_C)L^{1/\nu}$ with $W_C \approx 3.4$ and $\nu \approx 1$, similarly to the average gap ratio $\bar{r}^{(1)}$ [35] indicating that $\bar{r}^{(1)}(W)$ and $\beta(W)$ contain similar information. In particular, both measures lead to the exponent $\nu < 2$ violating the Harris bound [68–70]. On the other hand, data for $h(W)$ collapse upon rescaling $W \rightarrow W/L$. As inset in Fig. 5 d) demonstrates, the decrease of the level repulsion exponent β in the transition region is accompanied by the interaction range h increasing with L for a given value of β . Therefore, our data indicate the presence of the transition to MBL phase with vanishing level repulsion exponent $\beta = 0$ at disorder strength W_C even though the interaction range admits a certain fixed value $h_0 = h(W^*)$ at disorder strength W^* increasing linearly with the system size L . The linear dependence $W^* \sim L$ persists steadily up to the largest available system size $L = 24$ but since the values of h in the transition region do not exceed 10 we cannot conclude whether h diverges or stays finite at the transition in the thermodynamic limit. Nevertheless, in either case, the level repulsion vanishes at the transition in $L \rightarrow \infty$ limit, in accordance with recent phenomenological treatments [71, 72]. We note that a linear with system size dependence for deviation of $\bar{r}^{(1)}$ from the value characteristic for GOE was found recently in [20]. This ob-

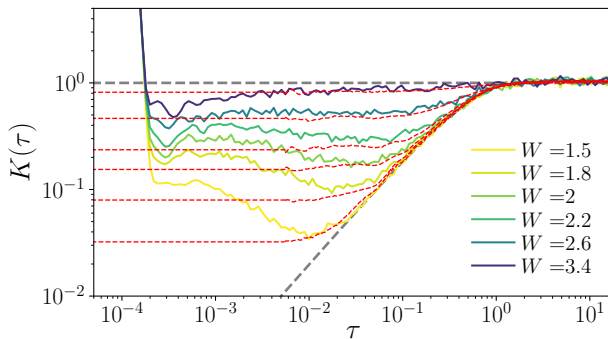


FIG. 6. SFF for system (5) of size $L = 18$ for various disorder strengths W . Predictions of β - h model with parameters the same as in Fig. 4 (data for $W = 1.5$ fitted with $\beta = 1$, $h = 30$) are denoted by red dashed lines (for $\tau < 0.005$ SFF was replaced by exact value in $\tau = 0$). Grey dashed lines correspond to GOE and PS.

ervation is related to our finding that $W^* \sim L$ since disorder strength for which h becomes of the order of e. g. $h_0 = 10$ is, at the same time, the moment for which $\bar{r}^{(1)}$ departs from the value characteristic for GOE. While β - h model puts the long-range spectral statistics examined in [20] in another perspective, we emphasize that the presented data suggest transition to MBL phase at disorder strength W_C in the thermodynamic limit.

B. The spectral form factor XXZ spin chain

Let us now consider the SFF of XXZ spin chain which is shown in Fig. 6 along with the predictions of β - h model. Beyond the Heisenberg time τ_H , $K(\tau) = 1$. For smaller τ , the SFF of XXZ spin chain follows the GOE prediction down to the Thouless time τ_{Th} which increases monotonically with disorder strength W . The behavior is captured by SFF of the β - h model. For $\tau < \tau_{Th}$, an increase in the SFF of XXZ chain is observed for disorder strengths W corresponding to the ergodic side of the transition, whereas SFF remains constant for the β - h model. The latter behavior signals weak correlations between eigenvalues of β - h model beyond energy scale determined by h , whereas the behavior of SFF of XXZ spin chain indicates even weaker correlations of its eigenvalues.

C. Level statistics and number variance across the ergodic-MBL transition

We revisit now the level spacing distribution and the number variance of the disordered XXZ spin chain in the ergodic-MBL crossover, shown in Fig. 7. Level spacing distributions are very faithfully reproduced by β - h model in the whole crossover regime. There are, however slight deviations in the number variance $\Sigma^2(L)$ of XXZ spin chain and β - h model. On the ergodic side of the crossover ($W < 2.4$) the β - h model underestimates

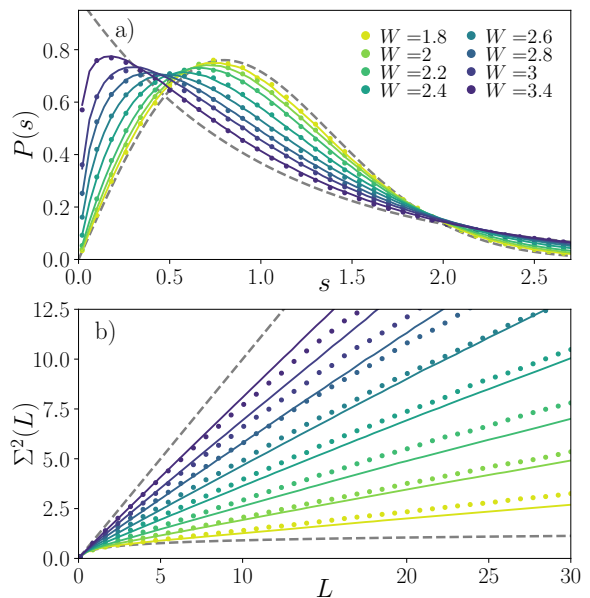


FIG. 7. Panel a) – level spacing distribution $P(s)$ of XXZ spin chain of size $L = 18$ for various disorder strengths W are denoted by markers. Lines correspond to predictions of β - h model with parameters as in the main text. Panel b) – number variance $\Sigma^2(L)$ of XXZ spin chain and prediction of β - h model.

number variance of XXZ spin chain indicating weaker long-range spectral correlations of the latter, in agreement with the analysis of $\Delta\bar{r}^{(n)}$ in this regime. For large W , the prediction of β - h model overestimates the number variance of XXZ spin chain –that is probably related to effects of a finite number of eigenvalues n_e from a single disorder realization which are known to contribute as $-L^2/n_e$ to the number variance $\Sigma^2(L)$ [66].

We note that results for the number variance $\Sigma^2(L)$ are strongly dependent on the way the level unfolding is performed, in view of that we conclude that the higher order spacing ratios are more reliable in extracting informations about spectral correlations beyond single level spacing. Furthermore, when one inspects tails $s \gtrsim 4$ of the level spacing distribution on the logarithmic scale, deviations from predictions of β - h model are found. As it was demonstrated in [66], such a behavior at large s is associated with the large inter-sample randomness associated with ergodic-MBL transition in random potentials.

The weighted short-range plasma model for level statistics in ergodic-MBL crossover was considered in [66]. This model takes into account inter-sample randomness, an important feature of MBL transition in random potentials [73]. The JPDF of weighted short-range plasma model is a weighted superposition of JPDF of the form (2) and as such it is related to β - h model. However, the necessity of reproducing the inter-sample randomness requires an introduction of many weight parameters. This makes use of the weighted short-range plasma model complicated. The simple picture of changes of

interaction range between eigenvalues and its relation to Thouless time cannot be easily extracted due to the complexity of the model. It must be noted however, that taking into account the inter-sample randomness determined by a sample-averaged spacing ratio [66] could diminish the (small) deviations in $P(r^{(n)})$ between β - h model and XXZ spin chain for disorder strengths $W = 2.4, 2.6$ for which the inter-sample randomness is the largest at $L = 18$.

A two-stage [63] picture of flow of level statistics between GOE and PS proposes that on the ergodic side of the crossover level statistics are described by a plasma model with power-law interactions between eigenvalues which yields the following expressions for the level spacing distribution and the number variance:

$$P(s) = C_1 s^\beta e^{-C_2 s^{2-\gamma}} \quad \text{and} \quad \Sigma_2(L) \propto L^\gamma \quad (7)$$

with $C_{1,2}$ determined by normalization conditions $\langle 1 \rangle = \langle s \rangle = 1$. The exponent β and γ play a role similar to β and h parameters of the β - h model. In the transition from extended to localized regime in the first stage γ changes from 0 to 1 leading to Poissonian tail of $P(s)$ followed at the second stage by a change of level repulsion β . However, as demonstrated in [64], the predictions of (7) are not valid as the number variance $\Sigma^2(L)$ in ergodic-MBL transition grows linearly (or superlinearly) – see Fig. 7, contrary to prediction of (7) where $0 < \gamma < 1$ in the crossover regime. Moreover, (7) is obtained on the mean-field level [74], no other predictions for this model such as JPDF are available. The second stage of the flow [63] coincides with β - h model with $h = 1$. However, as shown above, the $h(\beta)$ dependence is such that the interaction range h for fixed value of β is increasing, hence h becomes equal to unity only deep in the MBL regime.

IV. LEVEL STATISTICS OF DISORDERED BOSE-HUBBARD MODEL

To provide further evidence that β - h model is able to reproduce level statistics of interacting disordered quantum many-body systems, we analyze higher order spacing ratios in ergodic-MBL transition in a disordered Bose-Hubbard model [75, 76] with Hamiltonian:

$$H_B = -J \sum_{\langle i,j \rangle} \hat{a}_i^\dagger \hat{a}_j + \frac{U}{2} \sum_i \hat{n}_i (\hat{n}_i - 1) + \sum_i \mu_i \hat{n}_i, \quad (8)$$

where $\hat{a}_i^\dagger, \hat{a}_i$ are bosonic creation and annihilation operators respectively, the tunneling amplitude $J = 1$ sets the energy scale, $U = 1$ is interaction strength and the chemical potential μ_i is distributed uniformly in an interval $[-W; W]$. This model undergoes transition to MBL phase beyond critical disorder strength W_C which depends on interaction strength U .

Distribution of higher order spacing ratios ($n = 1, 3, 5, 8$) for the disordered Bose-Hubbard model are

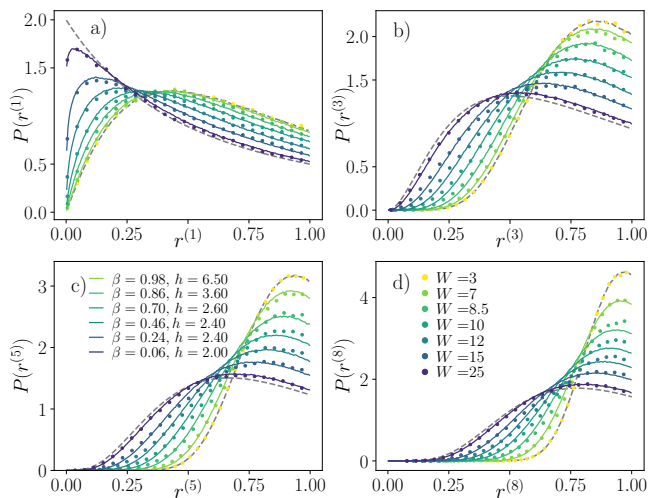


FIG. 8. Distributions of higher order spacing ratios for Bose-Hubbard model (8) of size $L = 8$ with $N = 12$ particles are denoted by markers, fits of β - h model to data with $W \geq 7$ are denoted by solid lines. Higher order spacings distributions ($n = 1, 3, 5, 8$) for $W = 3$ are indistinguishable from appropriate distributions for GOE. Dashed lines correspond to GOE and PS.

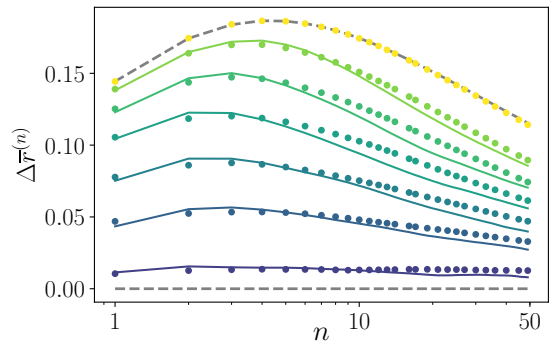


FIG. 9. Average higher order spacing ratios for Bose-Hubbard model with disorder strengths $W = 3, 7, 8.5, 10, 12, 15, 25$ (from top to bottom) denoted by markers, predictions of β - h model fitted to data with $W \geq 7$ with parameters the same as in Fig. 8 are denoted by solid lines. Level statistics for $W = 3$ are indistinguishable from GOE statistics on the considered energy scale. Grey dashed lines correspond to GOE and PS.

shown in Fig. 8. The β - h model reproduces faithfully distributions $P(r^{(n)})$ in the whole crossover regime. We note that the dependence $h(\beta)$ is markedly different as compared to the XXZ spin chain – here we find $h = 2$ even when the level repulsion exponent β is close to 0. Average higher order spacing ratios shown in Fig. 9 indicate that long-range spectral statistics are also well reproduced by the β - h model. In particular, the tendency of β - h model to overestimate long-range spectral correlations in XXZ spin chain is reversed in the case of Bose-Hubbard model, indicating that this is a model dependent feature.

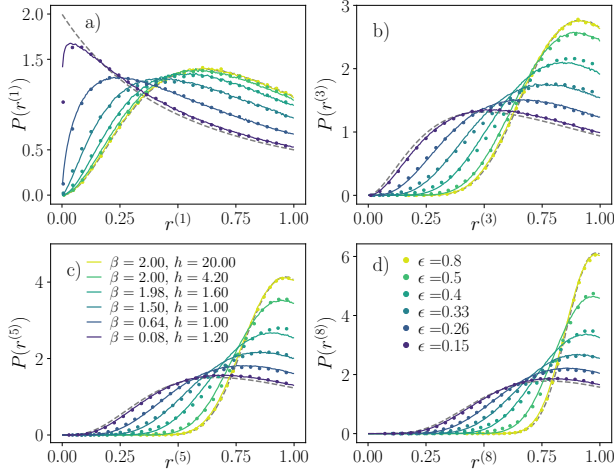


FIG. 10. Distributions of higher order spacing ratios for model (9) with $L = 8$ and $q = 3$ for various ϵ are denoted by symbols. Lines correspond to β - h model. Grey dashed lines correspond to $P(r^{(n)})$ distributions for GUE and PS.

V. RANDOM QUANTUM CIRCUIT

Consider 1D chain of q -level systems of length L with Floquet operator given by [77]

$$W_{a_1, \dots, a_L; a'_1, \dots, a'_L} = U_{a_1, a'_1}^{(1)} \dots U_{a_L, a'_L}^{(L)} e^{i \sum_n \varphi_{a'_n, a_{n+1}}}, \quad (9)$$

where $U^{(j)}$ are unitary matrices that generate rotations at each site, chosen independently from Haar distribution, $\varphi_{a_n, a_{n+1}}$ are independent Gaussian random variables with zero mean and standard deviation ϵ that determine coupling between neighboring sites. The SFF is related to the Floquet operator via $K(t) = \langle \text{Tr}[W^t] \text{Tr}[(W^\dagger)^t] \rangle$ where t is an integer and (5) is recovered with $g(\epsilon) = 1$ for $\tau \propto t$. Analytic calculation [77] in the limit $q \rightarrow \infty$ shows that the system is chaotic in the thermodynamic limit and SFF follows the prediction for GUE: $K(\tau) = 2\tau$. For $q = 3$, numerical calculations indicate that the system undergoes a transition between ergodic phase at $\epsilon \gtrsim 0.25$ where the statistics of eigenphases θ_j are well described by GUE and MBL phase at $\epsilon \lesssim 0.25$ with PS statistics. We now turn to analysis of level statistics of (9) at finite L and $q = 3$.

Distributions of higher order spacing ratios (1) calculated for eigenphases θ_j are shown in Fig. 10. The β - h model with level repulsion exponent $\beta \in [0, 2]$ and appropriately chosen range of interactions h reproduces the distributions of higher order spacing ratios $P(r^{(n)})$, despite the broken time-reversal symmetry in the system. Average higher order gap ratios for the random quantum circuit are shown in Fig. 11. The β - h model gives a good account for the spectral correlations reflected by $\Delta \bar{r}^{(n)}$. Notably, deviations at $n \gtrsim 20$ suggest also in this case that correlations between eigenphases of the Floquet operator W in the crossover regime are weaker than correlations predicted by the β - h model. This suggests a

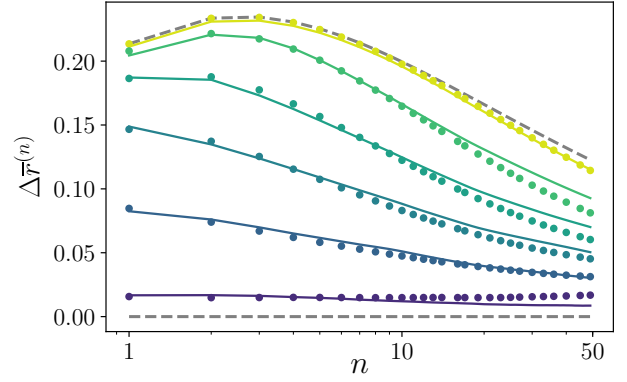


FIG. 11. The average higher order spacing ratios $\Delta \bar{r}^{(n)}$ as function of n for $\epsilon = 0.8, 0.5, 0.4, 0.33, 0.26, 0.15$ (from top to bottom) for the random quantum circuit are denoted by markers. Corresponding fits of β - h model are denoted by solid lines, the β , h parameters are the same as in the main text. Grey dashed lines correspond to $\Delta \bar{r}^{(n)}$ for GUE and PS respectively.

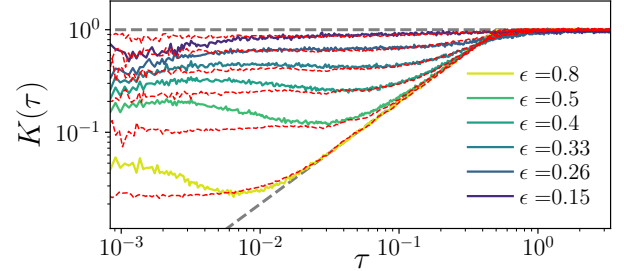


FIG. 12. SFF for the random circuit (9) of size $L = 8$ for various value of ϵ . Predictions of β - h model with parameters the same as in Fig. 10 are denoted by red dashed lines. Grey dashed lines correspond to GUE and PS.

similar behavior of level statistics at larger energy scales as in the case of XXZ spin chain. Fig. 12 shows the SFF of the considered Floquet operator (9) with predictions of β - h model. The behavior of SFF is qualitatively very similar to the case of XXZ spin chain, $K(\tau)$ follows the prediction for GUE down to the Thouless time τ_{Th} ; for smaller τ , $K(\tau)$ flattens matching SFF of β - h model. On the ergodic side of transition SFF of the Floquet operator increases indicating weaker correlations between eigenvalues than in the β - h model.

VI. DISCUSSION AND OUTLOOK

We have analyzed level statistics across the ergodic-MBL transition. The proposed β - h model provides a simple framework that allows one to reproduce universal features of level statistics of disordered interacting quantum many-body systems. The model captures the ergodic-MBL transition in the XXZ spin chain. Similarly,

β - h model is able to reproduce level statistics of disordered Bose-Hubbard models that undergo ergodic-MBL transition [75, 76]. The β - h model grasps also level statistics of the random quantum circuit across the transition between ergodic and MBL phases in spite of broken time-reversal symmetry. Notably, the only feature encoded in the Floquet operator (9) is the locality of gates in the circuit and as such the random circuit can be regarded as a toy model of a generic disorder interacting quantum system. All this taken together allows us to conjecture that β - h model grasps universal, robust features of level statistics of interacting disordered quantum many-body systems, independently, for instance, of local conservation laws [79, 80].

The transition between chaotic and integrable regimes in systems with chaotic classical counterparts [30, 81] is system specific as it is determined by the structure of underlying classical phase space [82]. Our analysis with β - h model indicates that spectra of disordered interacting quantum many-body systems are effectively parametrized with good accuracy only by the level repulsion exponent β and the range of interactions between eigenvalues h suggesting an existence of a robust mechanism of delocalization of LIOMs that assure integrability and PS statistics in MBL phase. Detailed understanding of such a mechanism remains an open problem. Spectral properties of disordered interacting many-body systems resemble level statistics at the single particle Anderson localization transition [83, 84] which could be expected as MBL can be regarded as an Anderson localization in the Hilbert space [85–87].

The β - h model is capable of reproducing distributions of higher order spacing ratios, level spacing distributions, number variance of systems across ergodic-MBL transition. The range of interactions between eigenvalues h sets the Thouless time τ_{Th} at which the SFF deviates from the universal RMT predictions. It would be interesting to compare this time scale to Thouless time extracted from matrix elements of local operators [88, 89] or from the return probability [90]. The considered β - h model can be also used to probe the entanglement spectrum in MBL systems [91] or random fractonic circuits [92] as it has been shown to hosts similar, local correlations between energy levels. It would be interesting to relate it to the associated multifractality observed deep in the MBL phase [93] or to properties of level dynamics across the

ergodic-MBL transition studied recently in [94].

VII. ACKNOWLEDGMENTS

We are most grateful to Fabien Alet for kindly sharing with us the eigenvalues for $L = 22, 24$ Heisenberg spin chain as well as discussions on subjects related to this work. We thank Dominique Delande for discussions and a careful reading of this manuscript. P. S. and J. Z. acknowledge support by PL-Grid Infrastructure. This research has been supported by National Science Centre (Poland) under projects 2015/19/B/ST2/01028 (P.S.), 2018/28/T/ST2/00401 (doctoral scholarship – P.S.) and 2016/21/B/ST2/01086 (J.Z.).

Appendix: Remarks on unfolding

One of the advantages of analysis of level statistics with higher order spacing ratios $r^{(n)}$ is that they do not require spectral unfolding, i.e. the level density $\rho(E)$ cancels out. This is of course valid only when n is such that $\rho(E_i)$ and $\rho(E_{i+2n})$ are not significantly different which seems to be a plausible assumption when dimension of Hilbert space is larger than few thousands.

The calculation of SFF of XXZ spin chain requires application of spectral unfolding. To this end we consider 40000 of eigenvalues from the center of spectrum and fit the level staircase function [30] with a polynomial of degree 10. To calculate $K(\tau)$ we use $g(E) \propto \exp(-(E - \bar{E})^2 / (0.18\Delta E^2))$ (following [20]) where \bar{E} is average of the ground state and highest excited state energies and ΔE is standard deviation of energy in given spectrum.

In order to obtain level spacing distribution and the number variance of XXZ spin chain we consider 500 eigenvalues from the middle of the spectrum and we perform unfolding by fitting the level staircase function with a third order polynomial.

Eigenphases θ_j of the random quantum Haar-measured circuit are distributed uniformly in interval $[0, 2\pi]$, hence no unfolding is required and SFF can be calculated directly from $K(t) = \langle \text{Tr}[W^t] \text{Tr}[(W^\dagger)^t] \rangle$.

[1] I. V. Gornyi, A. D. Mirlin, and D. G. Polyakov, *Phys. Rev. Lett.* **95**, 206603 (2005).
 [2] D. Basko, I. Aleiner, and B. Altshuler, *Ann. Phys. (NY)* **321**, 1126 (2006).
 [3] D. A. Huse, R. Nandkishore, and V. Oganesyan, *Phys. Rev. B* **90**, 174202 (2014).
 [4] R. Nandkishore and D. A. Huse, *Ann. Rev. Cond. Mat. Phys.* **6**, 15 (2015).
 [5] F. Alet and N. Laflorencie, *Comptes Rendus Physique*

19, 498 (2018), quantum simulation / Simulation quantitative.
 [6] D. A. Abanin, E. Altman, I. Bloch, and M. Serbyn, *Rev. Mod. Phys.* **91**, 021001 (2019).
 [7] M. Serbyn, Z. Papić, and D. A. Abanin, *Phys. Rev. Lett.* **111**, 127201 (2013).
 [8] V. Ros, M. Mueller, and A. Scardicchio, *Nuclear Physics B* **891**, 420 (2015).
 [9] J. Z. Imbrie, *Phys. Rev. Lett.* **117**, 027201 (2016).

- [10] M. Mierzejewski, M. Kozarzewski, and P. Prelovšek, *Phys. Rev. B* **97**, 064204 (2018).
- [11] M. Žnidarič, T. Prosen, and P. Prelovšek, *Phys. Rev. B* **77**, 064426 (2008).
- [12] J. H. Bardarson, F. Pollmann, and J. E. Moore, *Phys. Rev. Lett.* **109**, 017202 (2012).
- [13] Y. Bar Lev, G. Cohen, and D. R. Reichman, *Phys. Rev. Lett.* **114**, 100601 (2015).
- [14] D. J. Luitz and Y. Bar Lev, *Phys. Rev. Lett.* **117**, 170404 (2016).
- [15] M. Mierzejewski, J. Herbrych, and P. Prelovšek, *Phys. Rev. B* **94**, 224207 (2016).
- [16] M. Schreiber, S. S. Hodgman, P. Bordia, H. P. Lüschen, M. H. Fischer, R. Vosk, E. Altman, U. Schneider, and I. Bloch, *Science* **349**, 842 (2015).
- [17] J. Smith, A. Lee, P. Richerme, B. Neyenhuis, P. W. Hess, P. Hauke, M. Heyl, D. A. Huse, and C. Monroe, *Nature Physics* **12**, 907 (2016).
- [18] J.-y. Choi, S. Hild, J. Zeiher, P. Schauß, A. Rubio-Abadal, T. Yefsah, V. Khemani, D. A. Huse, I. Bloch, and C. Gross, *Science* **352**, 1547 (2016).
- [19] W. De Roeck and F. Huveneers, *Phys. Rev. B* **95**, 155129 (2017).
- [20] J. Šuntajs, J. Bonča, T. Prosen, and L. Vidmar, arXiv e-prints, arXiv:1905.06345 (2019), arXiv:1905.06345 [cond-mat.str-el].
- [21] D. A. Abanin, J. H. Bardarson, G. D. Tomasi, S. Gopalakrishnan, V. Khemani, S. A. Parameswaran, F. Pollmann, A. C. Potter, M. Serbyn, and R. Vasseur, (2019), arXiv:1911.04501 [cond-mat.str-el].
- [22] P. Sierant, D. Delande, and J. Zakrzewski, (2019), arXiv:1911.06221 [cond-mat.dis-nn].
- [23] R. K. Panda, A. Scardicchio, M. Schulz, S. R. Taylor, and M. Žnidarič, (2019), arXiv:1911.07882 [cond-mat.dis-nn].
- [24] S. S. Kondov, W. R. McGehee, W. Xu, and B. DeMarco, *Phys. Rev. Lett.* **114**, 083002 (2015).
- [25] H. P. Lüschen, P. Bordia, S. Scherg, F. Alet, E. Altman, U. Schneider, and I. Bloch, *Phys. Rev. Lett.* **119**, 260401 (2017).
- [26] P. Roushan, C. Neill, J. Tangpanitanon, V. M. Bastidas, A. Megrant, R. Barends, Y. Chen, Z. Chen, B. Chiaro, A. Dunsworth, A. Fowler, B. Foxen, M. Giustina, E. Jeffrey, J. Kelly, E. Lucero, J. Mutus, M. Neeley, C. Quintana, D. Sank, A. Vainsencher, J. Wenner, T. White, H. Neven, D. G. Angelakis, and J. Martinis, *Science* **358**, 1175 (2017), <https://science.sciencemag.org/content/358/6367/1175.full.pdf>
- [27] A. Lukin, M. Rispoli, R. Schittko, M. E. Tai, A. M. Kaufman, S. Choi, V. Khemani, J. Léonard, and M. Greiner, *Science* **364**, 256 (2019), <https://science.sciencemag.org/content/364/6437/256.full.pdf>
- [28] M. Rispoli, A. Lukin, R. Schittko, S. Kim, M. E. Tai, J. Léonard, and M. Greiner, *Nature* **573**, 385 (2019).
- [29] M. L. Mehta, *Random Matrices* (Elsevier, Amsterdam, 1990).
- [30] F. Haake, *Quantum Signatures of Chaos* (Springer, Berlin, 2010).
- [31] V. Oganesyan and D. A. Huse, *Phys. Rev. B* **75**, 155111 (2007).
- [32] A. Pal and D. A. Huse, *Phys. Rev. B* **82**, 174411 (2010).
- [33] L. F. Santos and M. Rigol, *Phys. Rev. E* **81**, 036206 (2010).
- [34] R. Mondaini and M. Rigol, *Phys. Rev. A* **92**, 041601 (2015).
- [35] D. J. Luitz, N. Laflorencie, and F. Alet, *Phys. Rev. B* **91**, 081103 (2015).
- [36] D. J. Luitz, N. Laflorencie, and F. Alet, *Phys. Rev. B* **93**, 060201 (2016).
- [37] J. Janarek, D. Delande, and J. Zakrzewski, *Phys. Rev. B* **97**, 155133 (2018).
- [38] D. Wiater and J. Zakrzewski, *Phys. Rev. B* **98**, 094202 (2018).
- [39] N. Macé, N. Laflorencie, and F. Alet, *SciPost Phys.* **6**, 50 (2019).
- [40] P. Sierant, K. Biedroń, G. Morigi, and J. Zakrzewski, *SciPost Phys.* **7**, 8 (2019).
- [41] N. Chavda, H. N. Deota, and V. K. B. Kota, *Phys. Lett. A* **378**, 3012 (2014).
- [42] S. H. Tekur, U. T. Bhosale, and M. S. Santhanam, *Phys. Rev. B* **98**, 104305 (2018).
- [43] V. K. B. Kota and N. D. Chavda, *International Journal of Modern Physics E* **27**, 1830001 (2018).
- [44] U. T. Bhosale, arXiv e-prints, arXiv:1905.02585 (2019), arXiv:1905.02585 [cond-mat.stat-mech].
- [45] W. Buijsman, V. Cheianov, and V. Gritsev, *Phys. Rev. Lett.* **122**, 180601 (2019).
- [46] J. M. G. Gómez, R. A. Molina, A. Relaño, and J. Retamosa, *Phys. Rev. E* **66**, 036209 (2002).
- [47] P. Kos, M. Ljubotina, and T. Prosen, *Phys. Rev. X* **8**, 021062 (2018).
- [48] B. Bertini, P. Kos, and T. Prosen, *Phys. Rev. Lett.* **121**, 264101 (2018).
- [49] A. Chan, A. De Luca, and J. T. Chalker, *Phys. Rev. X* **8**, 041019 (2018).
- [50] A. Chan, A. De Luca, and J. T. Chalker, *Phys. Rev. Lett.* **121**, 060601 (2018).
- [51] P. Braun, D. Waltner, M. Akila, B. Gutkin, and T. Guhr, arXiv e-prints, arXiv:1902.06265 (2019), arXiv:1902.06265 [cond-mat.stat-mech].
- [52] Bogomolny, E., Gerland, U., and Schmit, C., *Eur. Phys. J. B* **19**, 121 (2001).
- [53] A. Pandey, A. Kumar, and S. Puri, arXiv e-prints, arXiv:1905.10524 (2019), arXiv:1905.10524 [cond-mat.stat-mech].
- [54] A. Kumar, A. Pandey, and S. Puri, arXiv e-prints, arXiv:1905.10530 (2019), arXiv:1905.10530 [cond-mat.stat-mech].
- [55] W. K. Hastings, *Biometrika* **57**, 97 (1970).
- [56] T. C. Berkelbach and D. R. Reichman, *Phys. Rev. B* **81**, 224429 (2010).
- [57] K. Agarwal, S. Gopalakrishnan, M. Knap, M. Müller, and E. Demler, *Phys. Rev. Lett.* **114**, 160401 (2015).
- [58] S. Bera, H. Schomerus, F. Heidrich-Meisner, and J. H. Bardarson, *Phys. Rev. Lett.* **115**, 046603 (2015).
- [59] T. Enss, F. Andraschko, and J. Sirker, *Phys. Rev. B* **95**, 045121 (2017).
- [60] S. Bera, G. De Tomasi, F. Weiner, and F. Evers, *Phys. Rev. Lett.* **118**, 196801 (2017).
- [61] L. Herviou, S. Bera, and J. H. Bardarson, *Phys. Rev. B* **99**, 134205 (2019).
- [62] L. Colmenarez, P. A. McClarty, M. Haque, and D. J. Luitz, arXiv e-prints, arXiv:1906.10701 (2019), arXiv:1906.10701 [cond-mat.dis-nn].
- [63] M. Serbyn and J. E. Moore, *Phys. Rev. B* **93**, 041424 (2016).
- [64] C. L. Bertrand and A. M. García-García, *Phys. Rev. B* **94**, 144201 (2016).

- [65] J. A. Kjäll, *Phys. Rev. B* **97**, 035163 (2018).
- [66] P. Sierant and J. Zakrzewski, *Phys. Rev. B* **99**, 104205 (2019).
- [67] F. Pietracaprina, N. Macé, D. J. Luitz, and F. Alet, *SciPost Phys.* **5**, 45 (2018).
- [68] A. B. Harris, *Journal of Physics C: Solid State Physics* **7**, 1671 (1974).
- [69] J. T. Chayes, L. Chayes, D. S. Fisher, and T. Spencer, *Phys. Rev. Lett.* **57**, 2999 (1986).
- [70] A. Chandran, C. R. Laumann, and V. Oganesyan, “Finite size scaling bounds on many-body localized phase transitions,” (2015), [arXiv:1509.04285](https://arxiv.org/abs/1509.04285) [[cond-mat.dis-nn](https://arxiv.org/abs/1509.04285)].
- [71] T. Thiery, F. m. c. Huveneers, M. Müller, and W. De Roeck, *Phys. Rev. Lett.* **121**, 140601 (2018).
- [72] A. Morningstar and D. A. Huse, *Phys. Rev. B* **99**, 224205 (2019).
- [73] V. Khemani, S. P. Lim, D. N. Sheng, and D. A. Huse, *Phys. Rev. X* **7**, 021013 (2017).
- [74] V. E. Kravtsov, I. V. Lerner, B. L. Altshuler, and A. G. Aronov, *Phys. Rev. Lett.* **72**, 888 (1994).
- [75] P. Sierant, D. Delande, and J. Zakrzewski, *Phys. Rev. A* **95**, 021601 (2017).
- [76] P. Sierant and J. Zakrzewski, *New Journal of Physics* **20**, 043032 (2018).
- [77] A. J. Friedman, A. Chan, A. De Luca, and J. T. Chalker, [arXiv e-prints](https://arxiv.org/abs/1906.07736), [arXiv:1906.07736](https://arxiv.org/abs/1906.07736) (2019), [arXiv:1906.07736](https://arxiv.org/abs/1906.07736) [[cond-mat.stat-mech](https://arxiv.org/abs/1906.07736)].
- [78] See Supplemental Material at [URL will be inserted by publisher] for additional details.
- [79] Y. Huang, [arXiv e-prints](https://arxiv.org/abs/1902.00977), [arXiv:1902.00977](https://arxiv.org/abs/1902.00977) (2019), [arXiv:1902.00977](https://arxiv.org/abs/1902.00977) [[quant-ph](https://arxiv.org/abs/1902.00977)].
- [80] A. J. Friedman, A. Chan, A. De Luca, and J. T. Chalker, [arXiv e-prints](https://arxiv.org/abs/1906.07736), [arXiv:1906.07736](https://arxiv.org/abs/1906.07736) (2019), [arXiv:1906.07736](https://arxiv.org/abs/1906.07736) [[cond-mat.stat-mech](https://arxiv.org/abs/1906.07736)].
- [81] O. Bohigas, M. J. Giannoni, and C. Schmit, *Phys. Rev. Lett.* **52**, 1 (1984).
- [82] O. Bohigas, S. Tomsovic, and D. Ullmo, *Physics Reports* **223**, 43 (1993).
- [83] B. I. Shklovskii, B. Shapiro, B. R. Sears, P. Lambrianides, and H. B. Shore, *Phys. Rev. B* **47**, 11487 (1993).
- [84] F. Evers and A. D. Mirlin, *Rev. Mod. Phys.* **80**, 1355 (2008).
- [85] A. D. Luca and A. Scardicchio, *EPL (Europhysics Letters)* **101**, 37003 (2013).
- [86] D. E. Logan and S. Welsh, *Phys. Rev. B* **99**, 045131 (2019).
- [87] S. Ghosh, A. Acharya, S. Sahu, and S. Mukerjee, *Phys. Rev. B* **99**, 165131 (2019).
- [88] D. J. Luitz and Y. B. Lev, *Annalen der Physik* **529**, 1600350 (2017).
- [89] M. Serbyn, Z. Papić, and D. A. Abanin, *Phys. Rev. B* **96**, 104201 (2017).
- [90] M. Schiulaz, E. J. Torres-Herrera, and L. F. Santos, *Phys. Rev. B* **99**, 174313 (2019).
- [91] S. D. Geraedts, R. Nandkishore, and N. Regnault, *Phys. Rev. B* **93**, 174202 (2016).
- [92] S. Pai, M. Pretko, and R. M. Nandkishore, *Phys. Rev. X* **9**, 021003 (2019).
- [93] N. Macé, F. Alet, and N. Laflorencie, [arXiv e-prints](https://arxiv.org/abs/1812.10283), [arXiv:1812.10283](https://arxiv.org/abs/1812.10283) (2018), [arXiv:1812.10283](https://arxiv.org/abs/1812.10283) [[cond-mat.dis-nn](https://arxiv.org/abs/1812.10283)].
- [94] A. Maksymov, P. Sierant, and J. Zakrzewski, *Phys. Rev. B* **99**, 224202 (2019).