

Circles of equal radii randomly placed on a plane: some rigorous results, asymptotic behavior, and application to transparent electrodes

R K Akhunzhanov, Y Y Tarasevich, I V Vodolazskaya

Laboratory of Mathematical Modeling, Astrakhan State University, Astrakhan, 414056, Russia

E-mail: tarasevich@asu.edu.ru

July 2019

Abstract. We consider N circles of equal radii, r , having their centers randomly placed within a square domain \mathcal{D} of size $L \times L$ with periodic boundary conditions ($\mathcal{D} \in \mathbb{R}^2$). When two or more circles intersect each other, each circle is divided by the intersection points into several arcs. We found the exact length distribution of the arcs. In the limiting case of dense systems and large size of the domain \mathcal{D} ($L \rightarrow \infty$ in such a way that the number of circle per unit area, $n = N/L^2$, is constant), the arc distribution approaches the probability density function (PDF) $f(\psi) = 4nr^2 \exp(-4nr^2\psi)$, where ψ is the central angle subtended by the arc. This PDF is then used to estimate the sheet resistance of transparent electrodes based on conductive rings randomly placed onto a transparent insulating film.

Keywords: stochastic geometry, randomly placed circles, arcs, probability density function, transparent electrodes, random resistor network

Submitted to:

1. Introduction

Problems relating to the covering of circles by randomly placed arcs of random length have been solved over recent decades [1, 2, 3, 4, 5, 6, 7, 8, 9, 10, 11, 12, 13]. Despite the seeming academicism, such problems have numerous applications. Thus, in [14], covering a circle by randomly placed arcs was considered in connection with its application to the shading problem; in [7, 11], the problem was associated with a random sequential adsorption of rods and a parking problem; in [15], the approach was applied to the problems of genomics. Related problems of covering surfaces with circles are directly related to networks of sensors [16] and mobile connections [17].

Films constituting a conductive mesh on a transparent insulating substrate are known as transparent electrodes. The mesh can be produced by different methods such as ink-jet printing, deposition, etc. A particular case of such electrodes is that of ring-based electrodes. Conductive rings can be created, e.g., by using the “coffee-ring effect” [18, 19] or by chemical methods [20, 21].

The rest of this paper is constructed as follows. In section 2, the model is described and all necessary quantities are defined. In section 3, we consider the intersection of only two circles (section 3.1); then, we obtain results for a circle that is intersected by k other circles (section 3.2); finally, we derive a rigorous formula for a system of N circles (section 3.3). Asymptotic behavior is studied in section 3.4. Section 4 is devoted to the sheet resistance of ring-based transparent electrodes. Section 5 summarizes our main results.

2. Model, definitions, and methods

Consider a square domain \mathcal{D} of a plane \mathbb{R}^2 . Let the size of the domain be $L \times L$. The domain is subject to periodic boundary conditions (PBCs). PBCs are applied to simplify the consideration by eliminating any effects of borders.

The centers of the N circles of radii r are assumed to be independent and identically distributed (i.i.d.) in \mathcal{D} , i.e., $x, y \in [0; L]$, where (x, y) are the coordinates of the center of the circle. The relation $L > 2r$ is assumed.

The number of circles per unit area

$$n = \frac{N}{L^2} \tag{1}$$

is known as the number density. When asymptotic behavior is considered, any changes of the quantities L and N are supposed to be consistent in such a way as ensure preservation of the given value of the number density, n .

If some circles intersect each other, these circles are divided into several arcs. An isolated circle is supposed to have only one arc of length $2\pi r$. We are looking for the length distribution of these arcs, and can characterize any arc by the angle that it subtends at the center of the circle. All angles are measured counterclockwise. For simplicity, when we refer to the length of an arc, we mean the angular distance of that arc. Since we are dealing only with circular arcs, we shall simply use the term “arc”.

An outline of our “road map” is as follows. To obtain the length distribution of the arcs in a system of N circles, we are going to find the length distribution of the arcs in only one circle that intersects exactly k other circles. With such a distribution in hand, we can apply a binomial distribution to obtain the arc length distribution in a system of N circles. We will start with the simplest case $k = 1$, then, we will add some extra circles.

3. Rigorous results

3.1. Two intersecting circles

Let a circle (circle 1) be intersected by another circle (circle 2). Let us consider an arbitrary point A on circle 1. Let an arc θ starts from A . When $0 \leq \theta \leq \pi$, circle 2 intersects or touches circle 1 within this arc if and only if (iff) the center of the circle 2 is located within the hatched region in figure 1(a). The area of the hatched region is the area of the sector with the central angle θ ($2\theta r^2$) plus the area of two semicircles with radii r , i.e. the area of the circle with radius r (πr^2), minus the area of the region in the form of a *vesica piscis* ($r^2(\pi - \theta - \sin \theta)$). Hence, the probability that the intersection point is located between 0 and θ from point A is

$$F = \frac{3\theta + \sin \theta}{4\pi}.$$

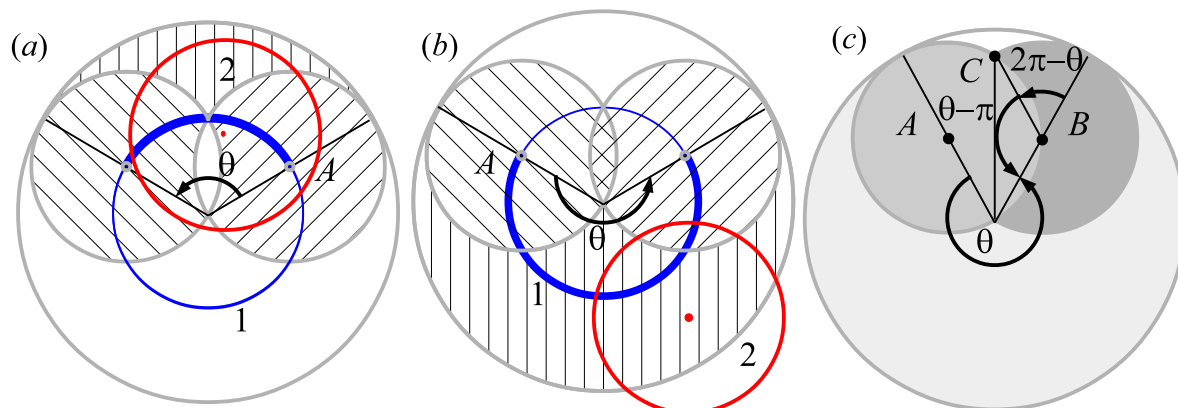


Figure 1. Diagram to indicate the calculation of the probability that the minimal angle between an arbitrary point A on circle 1 and the intersection point with circle 2 is less than θ . (a) $0 \leq \theta \leq \pi$; (b) $\pi < \theta \leq 2\pi$; (c) shows some angles under consideration.

When $\pi < \theta \leq 2\pi$ (figure 1(b)), circle 2 intersects or touches circle 1 within the arc θ iff the center of circle 2 locates within the hatched region in figure 1(b). The area of this region is equal to the area of the sector θ ($2r^2\theta$), plus the area of two isosceles triangles ($r^2 \sin(\theta - \pi)$), plus the area of the two sectors ($r^2(2\pi - \theta)$) (see figure 1(c)). Hence, the probability that the intersection point is located between 0 and θ from point A is

$$F = \frac{2\pi + \theta - \sin \theta}{4\pi}.$$

Finally,

$$F_{\Theta}(\theta; 1) = \frac{1}{4\pi} \begin{cases} 3\theta + \sin(\theta), & 0 \leq \theta \leq \pi; \\ 2\pi + \theta - \sin(\theta), & \pi < \theta \leq 2\pi. \end{cases} \quad (2)$$

the PDF can be easily obtained from (2) by differentiation

$$f_{\Theta}(\theta; k = 1) = \frac{1}{4\pi} \begin{cases} 3 + \cos \theta, \\ 1 - \cos \theta. \end{cases} \quad (3)$$

Hereinafter, we suppose that the upper line corresponds to the case $0 \leq \theta \leq \pi$, while the bottom line corresponds to the case $\pi < \theta \leq 2\pi$.

3.2. Given circle is intersected by k other circles

Let there be a circle (circle 1) that is intersected by exactly k other circles ($1 \leq k \leq N - 1$). Let A be an arbitrary point on circle 1 and Θ_k be the angle between this point and the nearest (counterclockwise) intersection point with another circle ($0 \leq \Theta_k \leq 2\pi$). In fact, the case $k = 1$ was considered in section 3.1, hence, now we start from $k = 2$.

Let us divide k circles into two groups, viz., the first group consists of only one circle, while the other group consists of the rest of the $k - 1$ circles. For each of the two groups, Θ_1 and Θ_{k-1} are the angles between point A and the nearest intersection point, respectively. Θ_1 and Θ_{k-1} are assumed to be independent. $\Theta_k = \min(\Theta_1, \Theta_{k-1})$ (see figure 2).

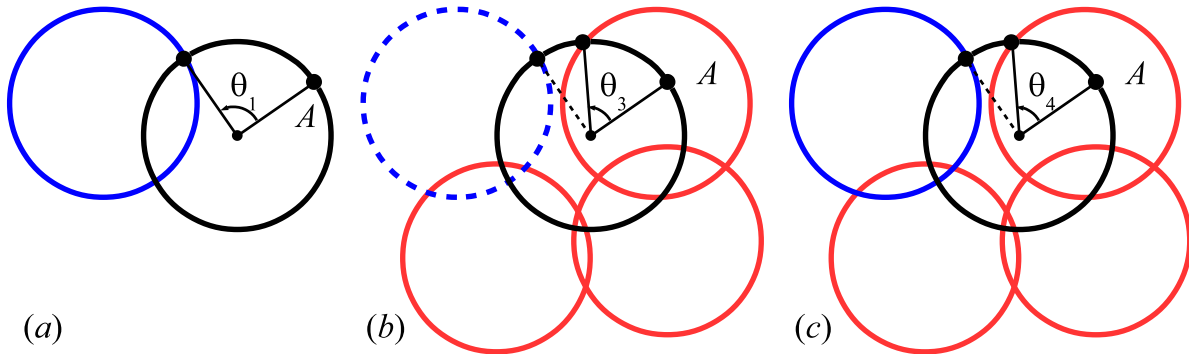


Figure 2. Angle between given point A on circle 1 and the nearest intersection point, when circle 1 is intersected by exactly k other circles. (a) $k = 1$; (b) $k = 3$; (c) $k = 4$.

If A , B , and C are random variables with the cumulative distribution functions (CDFs) F_A, F_B, F_C and $A = \max(B, C)$, then $F_A(x) = F_B(x)F_C(x)$. Respectively, $1 - F_A(x) = (1 - F_B(x))(1 - F_C(x))$, if $A = \min(B, C)$. Hence,

$$1 - F_{\Theta}(\theta; k) = (1 - F_{\Theta}(\theta; 1))(1 - F_{\Theta}(\theta; k - 1)).$$

Thereby

$$1 - F_{\Theta}(\theta; k) = (1 - F_{\Theta}(\theta; 1))^k.$$

Accounting (2), the CDF is

$$F_{\Theta}(\theta; k) = 1 - (1 - F_{\Theta}(\theta; 1))^k = 1 - \frac{1}{(4\pi)^k} \begin{cases} (4\pi - 3\theta - \sin \theta)^k, \\ (2\pi - \theta + \sin \theta)^k. \end{cases} \quad (4)$$

Hence, the PDF is

$$f_{\Theta}(\theta; k) = \frac{k}{(4\pi)^k} \begin{cases} (4\pi - 3\theta - \sin \theta)^{k-1} (3 + \cos \theta), \\ (2\pi - \theta + \sin \theta)^{k-1} (1 - \cos \theta). \end{cases} \quad (5)$$

3.3. System of N circles

If circle 1 and circle 2 intersect each other (figure 3), the probability that the distance, l , between their centers does not exceed x is

$$\Pr(l \leq x) = \frac{x^2}{4r^2}.$$

Hence, the distance, x , between the centers of the two intersecting circles obeys the PDF

$$f_X(x) = \frac{x}{2r^2},$$

where $0 \leq x \leq 2r$, while the PDF of the central angle is

$$f_{\Phi}(\varphi) = \frac{\sin \varphi}{2}, \quad 0 \leq \varphi \leq \pi \quad (6)$$

(see figure 3).

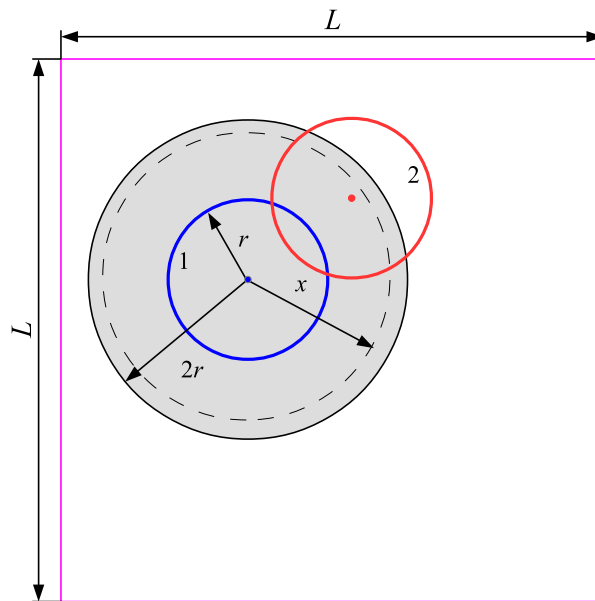


Figure 3. Two circles intersect each other, iff the distance between their centers $l \leq 2r$. If circle 1 and circle 2 intersect each other, the probability that the distance between their centers does not exceed x is the ratio of the area enclosed by a circle of radius x to the area enclosed by a circle of radius $2r$.

Let the random variable Ψ be the central angle corresponding to a random arc, $0 \leq \Psi \leq 2\pi$. Let a given circle (circle 1) be intersected by exactly k other circles. The intersection points between circle 1 and these k circles divide circle 1 into $2k$ arcs. The random variable Ψ_k is the central angle of a random arc produced by the intersection of

an arbitrary circle with exactly k other circles. Its PDF is $f_{\Psi}(\psi; k)$, where $0 \leq k \leq N-1$. The PDF of an isolated circle (with central angle of the arc 2π by agreement) is the δ -function

$$f_{\Psi}(\psi; 0) = \delta(\psi - 2\pi).$$

Let circle 1 be intersected by only one other circle. In this case, circle 1 is divided into two arcs, viz., ψ and $2\pi - \psi$. Accounting (6), the PDF is

$$f_{\Psi}(\psi; 1) = \frac{1}{2} \begin{cases} f_{\Phi}(\psi), \\ f_{\Phi}(2\pi - \psi), \end{cases} = \frac{\sin \psi}{4} \begin{cases} 1, \\ -1. \end{cases} \quad (7)$$

The CDF can be found by integrating (7)

$$F_{\Psi}(\psi; 1) = \frac{1}{4} \begin{cases} 1 - \cos \psi, \\ 3 + \cos \psi. \end{cases} \quad (8)$$

Let us consider a circle (circle 1). Add one circle to intersect circle 1. Choose one of the two intersection points as a given point (point A). Now, add an extra $k-1$ circles intersecting circle 1 (figure 4), then

$$\Psi_k = \min(\Psi_1, \Theta_{k-1}).$$

Here, $2 \leq k \leq N-1$. Both the random variables Ψ_1 and Θ_{k-1} are assumed to be independent. Then,

$$1 - F_{\Psi}(\psi; k) = (1 - F_{\Psi}(\psi; 1))(1 - F_{\Theta}(\theta; k-1)). \quad (9)$$

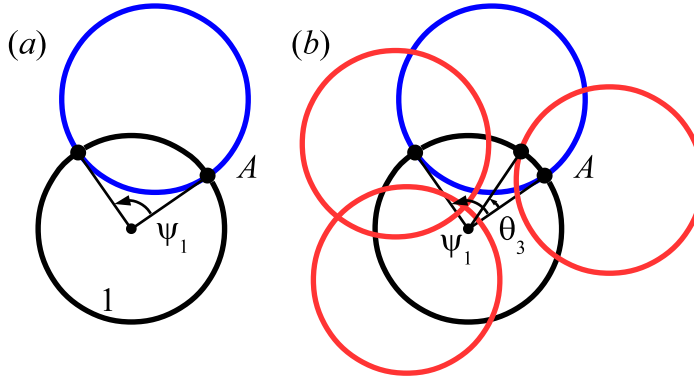


Figure 4. (a) Central angle ψ_1 in circle 1 between two intersection points with other circle. (b) Central angle θ_3 when circle 1 is intersected by exactly k other circles ($k=3$). $\Psi_4 = \min(\Psi_1, \Theta_3)$.

When $k \geq 2$, the PDF can be obtained using differentiation of the CDF (9)

$$f_{\Psi}(\psi; k) = (1 - F_{\Theta}(\psi; k-1))f_{\Psi}(\psi; 1) + (1 - F_{\Psi}(\psi; 1))f_{\Theta}(\psi; k-1).$$

Accounting (4), (5), (7), and (8),

$$f_{\Psi}(\psi; k) = \frac{\sin \psi}{4(4\pi)^{k-1}} \begin{cases} (4\pi - 3\psi - \sin \psi)^{k-1} \\ -(2\pi - \psi + \sin \psi)^{k-1} \end{cases} + \frac{k-1}{4(4\pi)^{k-1}} \begin{cases} (3 + \cos \psi)^2 (4\pi - 3\psi - \sin \psi)^{k-2} \\ (1 - \cos \psi)^2 (2\pi - \psi + \sin \psi)^{k-2}. \end{cases} \quad (10)$$

It is noteworthy that, despite the assumption $k \geq 2$, (10) is also correct for $k = 1$ transforming into (7).

Two circles intersect each other, iff the distance between their centers $l \leq 2r$, i.e., the center of the second circle is located inside a circle of radius $2r$ concentric with the first circle (the shadowed region in figure 3). Since the area of the shadowed region is $4\pi r^2$, the probability of intersection of two arbitrary circles randomly located in \mathcal{D} is

$$P = 4\pi \left(\frac{r}{L}\right)^2. \quad (11)$$

Accordingly, the probability that the two circles do not intersect each other is equal to

$$Q = 1 - P. \quad (12)$$

The probability, P_k , that a given circle is intersected by exactly k other circles follows the binomial distribution

$$P_k = \binom{N-1}{k} P^k Q^{N-1-k}. \quad (13)$$

Let circle 1 be intersected by exactly k other circles. Then, circle 1 is divided into $\nu(k)$ arcs

$$\nu(k) = 2k + \delta_{k0},$$

where δ_{ij} is the Kronecker delta.

The random variable M is the number of circles intersecting a random arc, $0 \leq M \leq N-1$. Choose a random arc and consider the circle that this arc belongs to. Find the probability that this circle is intersected by m other circles. The expected total number of arcs in the system is

$$\sum_{k=0}^{N-1} \nu(k) P_k.$$

The expected total number of arcs belonging to the arcs divided exactly into $\nu(m)$ arcs is $\nu(m)P_m$. The probability of interest is

$$\Pr(M = m) = \frac{\nu(m)P_m}{\sum_{k=0}^{N-1} \nu(k)P_k} = \frac{P_0\delta_{m0} + 2mP_m}{P_0 + 2\sum_{k=1}^{N-1} kP_k}.$$

The PDF, that a random arc subtending an angle ψ upon the condition that the arc belongs to a circle intersected by exactly m other circles, is equal to $f_\Psi(\psi; m)$. Application of the formula of total probability gives

$$\begin{aligned} f_\Psi(\psi) &= \sum_{m=0}^{N-1} f_\Psi(\psi; m) \Pr(M = m) = \\ &= \sum_{m=0}^{N-1} f_\Psi(\psi; m) \frac{P_0\delta_{m0} + 2mP_m}{P_0 + 2\sum_{k=1}^{N-1} kP_k} = \frac{P_0 f_\Psi(\psi; 0) + 2\sum_{m=1}^{N-1} f_\Psi(\psi; m) m P_m}{P_0 + 2\sum_{k=1}^{N-1} k P_k}. \end{aligned}$$

Using obtained formulae for P_k (13) and $f_\Psi(\psi; k)$ (10), this transforms into

$$f_\Psi(\psi) = \frac{1}{Q^{N-1} + 2(N-1)P} \times \left(Q^{N-1} \delta(\psi - 2\pi) + \frac{(N-1)P \sin \psi}{2} \left\{ \begin{aligned} &\left(1 - \frac{3\psi + \sin \psi}{4\pi} P\right)^{N-2} \\ &- \left(1 + \frac{-2\pi - \psi + \sin \psi}{4\pi} P\right)^{N-2} \end{aligned} \right. + \right. \\ \left. + \frac{(N-1)(N-2)P^2}{8\pi} \left\{ \begin{aligned} &(3 + \cos \psi)^2 \left(1 - \frac{3\psi + \sin \psi}{4\pi} P\right)^{N-3} \\ &(1 - \cos \psi)^2 \left(1 + \frac{-2\pi - \psi + \sin \psi}{4\pi} P\right)^{N-3} \end{aligned} \right\} \right). \quad (14)$$

Equation (14) together with definitions (11) and (12) is the PDF of the central angles of the arcs produced by the intersections of N circles of equal radii r with i.i.d. centers within \mathcal{D} .

3.4. Asymptotic behavior

Let L , the size of the domain under consideration \mathcal{D} , tends to infinity in such a way that $n = \text{const}$, i.e., the number of circles varies as $N = nL^2$. Application of the $\lim_{x \rightarrow \infty} (1 + x^{-1})^x = e$ to (14) leads to the PDF ($\lim_{L \rightarrow \infty} f_\Psi(\psi) = f_\Psi^\infty(\psi, n)$)

$$f_\Psi^\infty(\psi, n) = \frac{1}{1 + 8\pi r^2 n \exp(4\pi r^2 n)} \delta(\psi - 2\pi) + \frac{2\pi r^2 n}{\exp(-4\pi r^2 n) + 8\pi r^2 n} \left\{ \begin{aligned} &(\sin \psi + (3 + \cos \psi)^2 r^2 n) \exp(-r^2 n(3\psi + \sin \psi)), \\ &(-\sin \psi + (1 - \cos \psi)^2 r^2 n) \exp(-r^2 n(2\pi + \psi - \sin \psi)). \end{aligned} \right. \quad (15)$$

Figure 5 presents the PDFs (15) for different values of the quantity nr^2 . When $nr^2 = 4$, all arcs are equal to or less than $\pi/8$ occur with a probability 0.998. When $nr^2 = 10$, this probability is equal to 0.9999998. Since, for $\alpha = \pi/8$, using α instead of $\sin \alpha$ produces an error of less than 3%, this value can be used as the threshold for small angles.

Now, let us consider the behavior of (15) when $nr^2 \gg 1$. In this case, almost all the arcs are small, i.e., $\psi \approx 0$, and the number of isolated circles is negligible. Hence, we can omit the term with the δ -function and ignore the bottom line in (15). Since $\sin \psi \approx \psi$ and $\cos \psi \approx 1$, the PDF is equal to

$$f_\Psi^\infty(\psi, n) \approx 4nr^2 \exp(-4\psi nr^2), \quad nr^2 \gg 1. \quad (16)$$

Note, that (16) can be derived in another way, directly from the consideration of a dense system and averaged quantities by omitting consideration of the common case (see Appendix A).

$\eta = na$, where a is the area of the deposited object, is known as the filling factor (see, e.g., [22]). $\phi = 1 - e^{-\eta}$ is the surface coverage. In the case of discs with radii r ,

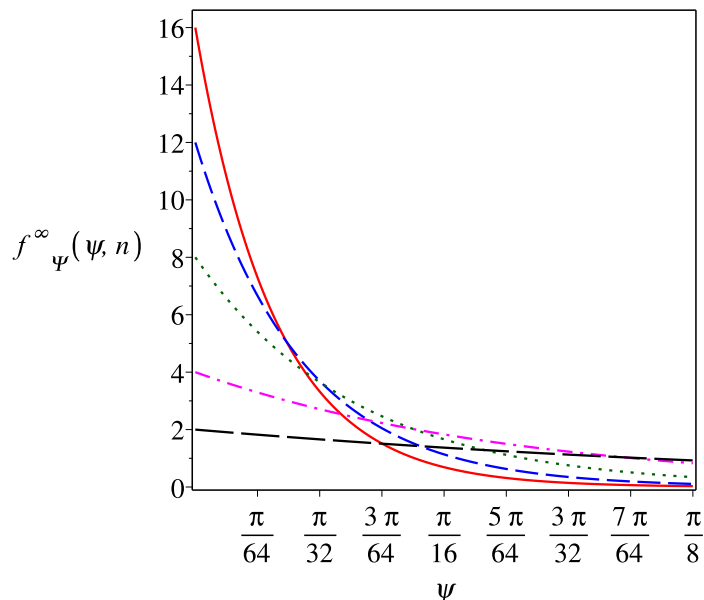


Figure 5. PDFs (15) for different values of the quantity $nr^2 = 4$ (—), 3 (---), 2 (·····), 1 (-·-·-), 0.5 (- - - -).

$\eta = \pi r^2 n$, hence,

$$f_{\Psi}^{\infty}(\psi, \eta) \approx \frac{4\eta}{\pi} \exp\left(-\frac{4\eta\psi}{\pi}\right), \quad \eta \gg 1.$$

4. Application to transparent electrodes

Recently, a formula for the sheet resistance of dense homogeneous random resistor networks (RRNs) has been proposed [23, 24]. The derivation of this formula is based on the assumption that, along such a system, the electrical potential drops linearly. This idea has been adapted to ring-based conductive films [21]. The following summary of the idea basically follows this article [21].

Let us consider an insulating film of size $L \times L$. Equally-sized conductive rings r are randomly deposited onto this film. Since the system is supposed to be dense, almost all the rings belong to the giant component, i.e., they are involved in the electrical conductivity. A potential difference, V , is applied to the opposite borders of the film (figure 6). Due to the linear potential drop along the system, the equipotential (isopotential) is a straight line.

Potential difference between two intersection points (junctions), which are the ends of the arc (figure 6), is proportional to the length of the vertical projection of the chord.

$$\Delta V_i = \frac{V \lambda_i \cos \theta_i}{L}.$$

The electrical conductivity of an arc is inversely proportional to its length, l_i ,

$$\sigma_i = \frac{\sigma}{l_i},$$

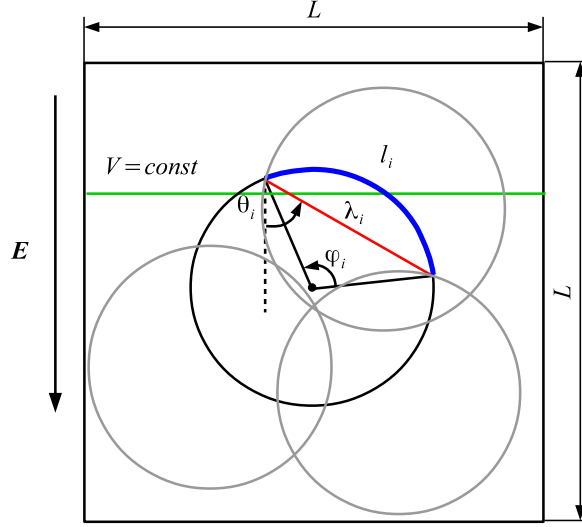


Figure 6. Diagram showing the derivation of the sheet resistance. To provide a clearer view, the rings are exaggerated. The arc between the two intersection points has length l_i and subtends the central angle φ_i . The corresponding chord has the length λ_i . θ_i is the angle between this chord and the vertical.

where σ is the conductivity of the wire. The electrical current through this arc is

$$I_i = \frac{\sigma_i V \lambda_i \cos \theta_i}{L} = \frac{\sigma V \lambda_i \cos \theta_i}{L l_i}.$$

The total electrical current through the film is equal to

$$I = \frac{\sigma V}{L} \sum_{i=1}^{N_V} \frac{\lambda_i}{l_i} \cos \theta_i,$$

where the summation extends over the all arcs intersecting an equipotential. The film resistance is

$$R = \frac{L}{\sigma \sum_{i=1}^{N_V} \frac{\lambda_i}{l_i} \cos \theta_i}.$$

Since we are considering a square sample, this quantity is the same as the sheet resistance. All orientations of the arcs are assumed to be equiprobable.

The sample mean

$$\frac{1}{N_V} \sum_{i=1}^{N_V} \frac{\lambda_i}{l_i} \cos \theta_i$$

is supposed to be close to the expected value

$$\frac{1}{\pi} \int_{-\pi/2}^{\pi/2} \int_0^{2\pi} \frac{\lambda(\varphi)}{l(\varphi)} f(\varphi, n) d\varphi \cos \theta d\theta,$$

where $f(\varphi, n)$ is the PDF of the arc size, φ , when the number density of the rings is equal to n . Moving from summation to integration, we have

$$\frac{1}{N_V} \sum_{i=1}^{N_V} \frac{\lambda_i}{l_i} \cos \theta_i \rightarrow \frac{1}{\pi} \int_{-\pi/2}^{\pi/2} \int_0^{2\pi} \frac{\lambda(\varphi)}{l(\varphi)} f(\varphi, n) d\varphi \cos \theta d\theta = \frac{2}{\pi} \int_0^{2\pi} \frac{\lambda(\varphi)}{l(\varphi)} f(\varphi, n) d\varphi,$$

where φ is the central angle, which is subtending by this arc. Since arc length is equal to $l(\varphi) = r\varphi$, while the chord length is $\lambda(\varphi) = 2r \sin \frac{\varphi}{2}$,

$$Z(n) = \int_0^{2\pi} \frac{\lambda(\varphi)}{l(\varphi)} f(\varphi, n) d\varphi = \int_0^{2\pi} \frac{2 \sin \frac{\varphi}{2}}{\varphi} f(\varphi, n) d\varphi. \quad (17)$$

When the distance between the ring center and an equipotential (figure 6) does not exceed r , the equipotential intersects this arc. On average, each equipotential intersects each of $2rnL$ rings twice.

Thus, in order to estimate the electrical conductance of the sample, the integral (17) should be calculated and the number of intersections of each equipotential with different arcs, N_V , should be found.

Using the PDF for large and dense systems (14),

$$Z(n) = \int_0^{\infty} \frac{2 \sin \frac{\varphi}{2}}{\varphi} 4nr^2 \exp(-4\varphi nr^2) d\varphi = 8nr^2 \arctan \frac{1}{8nr^2} = 8nr^2 \cot^{-1} (8nr^2).$$

Since the PDF decreases rapidly, we have changed the upper limit of the integral ($2\pi \rightarrow \infty$). The plot of this PDF is indistinguishable from the plot of the PDF from (15) even for $n \approx 0$ (figure 7).

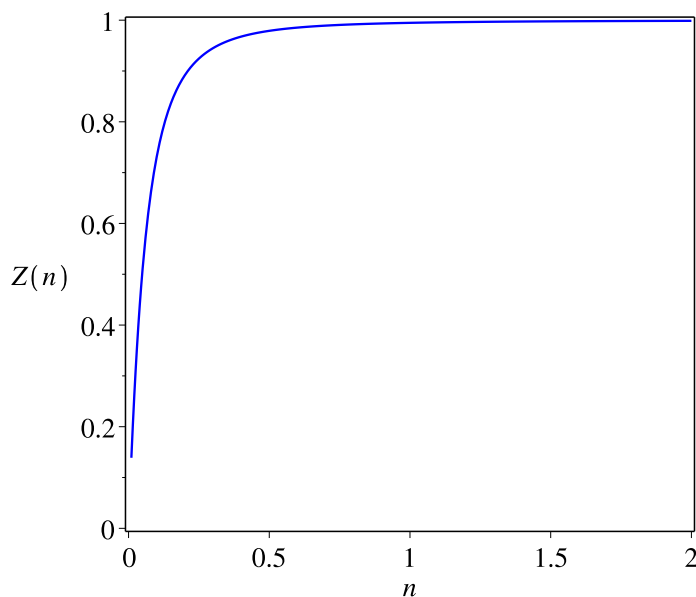


Figure 7. Expected value of the ratio of the chord length to the arc length (17) against the number density n . The plot was obtained by numerical integration of (17) using the PDF from (15).

Now, we turn to the number of different arcs intersected by an equipotential, N_V . Consider an arbitrary straight line intersecting an arc of radius r . Let the intersection points be A and C . The middle of the chord AC is denoted as B (figure 8(a)). Point B uniquely defines a straight line, except for the case when B is the center of this circle. When point B is located within the double hatched area, the chord twice intersects the

arc subtending the central angle α . When point B is located within the hatched area, the chord intersects this arc only once. When point B is located within the empty area, the chord cannot intersect this arc.

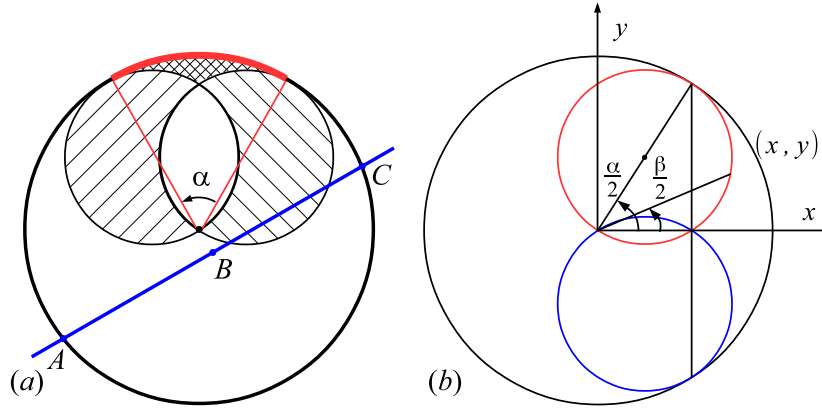


Figure 8. Chord AC intersects the arc subtending the central angle α twice, when the middle of the chord (point B) is located within the double hatched area; this chord intersects the arc only once, when point B is located within the hatched area.

Let the distance between point B and the circle center be x . The probability of finding point B within the double hatched region is equal to the ratio of the length of an arc with radius x , completely located within the double hatched region (βx), to the total circumference ($2\pi x$)

$$\frac{\beta}{2\pi}.$$

Let the origin of a coordinate system coincide with the circle center, while the abscissa goes through the “beak” of the double hatched area (figure 8(b)). Then, the coordinates of the “beak” are

$$\left(r \cos \frac{\alpha}{2}, 0\right).$$

The polar equations of the circles of radii $r/2$ that bound the double hatched region, in the polar coordinate system (ρ, ϕ) are

$$\rho = 2(x_0 \cos \phi \pm y_0 \sin \phi), \quad x_0 = \frac{r}{2} \cos \frac{\alpha}{2}, \quad y_0 = \frac{r}{2} \sin \frac{\alpha}{2}$$

or

$$\rho = r \cos \left(\frac{\alpha}{2} \mp \phi\right).$$

Thus,

$$\phi(\rho) = \pm \left(\frac{\alpha}{2} - \arccos \frac{\rho}{r}\right).$$

The probability, that the chord twice intersects the arc, is

$$\int_{r \cos(\alpha/2)}^r \frac{\phi(\rho)}{\pi} d\rho = \frac{1}{\pi} \int_{r \cos(\alpha/2)}^r \left(\frac{\alpha}{2} - \arccos \frac{\rho}{r}\right) d\rho = \frac{r}{\pi} \left(\frac{\alpha}{2} - \sin \frac{\alpha}{2}\right).$$

The probability, that the chord intersects the arc only once, is

$$\frac{1}{\pi} \left(\int_{r \cos(\alpha/2)}^r 2 \arccos \frac{\rho}{r} d\rho + \int_0^{r \cos(\alpha/2)} \alpha d\rho \right) = \frac{2r}{\pi} \sin \frac{\alpha}{2}.$$

Finally, the probability, that a straight line that intersects an arc, intersects this arc exactly twice is equal to the ratio of the probability, that this straight line intersects the arc twice, to the probability, that this line intersects the arc any number of times,

$$\frac{\frac{\alpha}{2} - \sin \frac{\alpha}{2}}{\frac{\alpha}{2} + \sin \frac{\alpha}{2}} \approx \frac{\alpha^2}{48}.$$

Thus, the fraction of arcs that are twice intersected by an equipotential,

$$\int_0^\infty \frac{\alpha^2}{48} 4nr^2 \exp(-4\alpha nr^2) d\alpha = \frac{1}{384n^2r^4},$$

is very small, i.e., with high precision, the number of different arcs intersected by an equipotential is equal to double the number of intersected circles, i.e.,

$$N_V = 4rnL.$$

In such a way, for large values of the number density, n , the sheet resistance of the ring-based conductive film is equal to

$$R = \frac{\pi}{8rn\sigma}.$$

This is exactly the same formula that was obtained previously using numerical estimations of arc length distributions [21].

5. Conclusion

We considered the distribution of arc sizes in a system of equal-sized rings, r , the centers of which are i.i.d. within a square domain of size $L \times L$ with PBCs ($L > 2r$). For an arbitrary number of rings, N , and domain size, L , we derived the PDF (14). When $L \rightarrow \infty$, the PDF reduces to (15). When the number density is large ($n \gg 1$), additional simplification is possible, which leads to (16). The latter PDF was used to estimate the sheet resistance of ring-based conductive films. This estimation was based on the assumption that the potential drop along a homogeneous dense random system is expected to be linear [23, 24, 21]. Equation (16) allowed us to draw the conclusion that, in such the systems, the ratio of the arc length to the chord length is close to unity since almost all the arcs are short. Moreover, the probability, that a straight line intersects the same arc twice, is negligible for the same reason.

The consideration of rings with a given distribution of radius sizes looks like a promising future direction since, in real world systems, size dispersity of rings is observed [21].

Appendix A. PDF of large and dense systems

Expected number of intersections of a circle with other circles is $4\pi nr^2$, hence, any circle in average is divided into $8\pi nr^2$ arcs. Expected value of the central angle subtended by the arc is

$$\langle \varphi \rangle = \frac{2\pi}{8\pi nr^2} \approx \frac{1}{4nr^2}. \quad (\text{A.1})$$

The number of arcs per unit area is $n_a = 8\pi n^2 r^2$. Note that

$$8\pi(n + dn)^2 r^2 = 8\pi r^2 n^2 \left(1 + \frac{dn}{n}\right)^2 \approx 8\pi r^2 n^2 \left(1 + 2\frac{dn}{n}\right) \quad (\text{A.2})$$

and

$$f_{\Psi}(\varphi, n + dn) = f_{\Psi}(\varphi, n) + \frac{\partial f_{\Psi}(\varphi, n)}{\partial n} dn. \quad (\text{A.3})$$

Let the random variable Ω be the central angle corresponding to an arc at which a point, randomly thrown on a random circle, falls. Its PDF is

$$f_{\Omega}(\omega, n) = \frac{\omega f_{\Psi}(\omega, n)}{\int_0^{2\pi} \psi f_{\Psi}(\psi, n) d\psi}, \quad (0 \leq \omega \leq 2\pi).$$

Expected angle

$$\langle \varphi \rangle = \int_0^{2\pi} \psi f_{\Psi}(\psi, n) d\psi$$

can be calculated without a knowledge of the explicit kind of the PDF (see (A.1)). Hence,

$$f_{\Omega}(\omega, n) = 4nr^2 \omega f_{\Psi}(\omega, n).$$

We define arcs corresponding to central angles $(\varphi, \varphi + d\varphi)$ as φ -arcs. Let $\#(n)$ be the average number of φ -arcs per unit area. We define all arcs belonging to initially deposited circles as *old* arcs. Let dn rings per unit area are added to the \mathcal{D} . Note that

$$\#(n) = 8\pi n^2 r^2 f_{\Psi}(\varphi, n) d\varphi,$$

$$\#(n + dn) = 8\pi(n + dn)^2 r^2 f_{\Psi}(\varphi, n + dn) d\varphi.$$

Accounting (A.2) and (A.3),

$$\#(n + dn) = 8\pi n^2 r^2 \left(f_{\Psi}(\varphi, n) + \frac{2f_{\Psi}(\varphi, n)}{n} dn + \frac{\partial f_{\Psi}(\varphi, n)}{\partial n} dn \right) d\varphi.$$

Variation of the number of φ -arcs per unit area when the number of arcs per unit area changes by value dn is

$$\#(n + dn) - \#(n) = 8\pi n^2 r^2 \left(\frac{2f_{\Psi}(\varphi, n)}{n} + \frac{\partial f_{\Psi}(\varphi, n)}{\partial n} \right) dn d\varphi. \quad (\text{A.4})$$

Let

- Δ_1 be the average number of φ -arcs per unit area belonging to newly added circles.

- Δ_2 be the average number of φ -arcs per unit area arising due to intersections of old arcs with newly added circles.
- Δ_3 be the average number of φ -arcs per unit area destroyed due to intersections of old arcs with newly added circles.

Obviously, that the equality

$$\#(n + dn) - \#(n) = \Delta_1 + \Delta_2 - \Delta_3 \quad (\text{A.5})$$

is valid.

$$\Delta_1 = \frac{\#(n + dn)}{(n + dn)} dn = 8\pi(n + dn)r^2 f_{\Psi}(\varphi, n + dn) d\varphi dn. \quad (\text{A.6})$$

$$\Delta_2 = 16\pi(n + dn)r^2 f_{\Psi}(\varphi, n + dn) d\varphi dn. \quad (\text{A.7})$$

Therefore,

$$\begin{aligned} \Delta_1 + \Delta_2 &= 3 \cdot 8\pi(n + dn)r^2 f_{\Psi}(\varphi, n + dn) d\varphi dn = \\ &= 3 \cdot 8\pi nr^2 \left(1 + \frac{dn}{n}\right) \left(f_{\Psi}(\varphi, n) + \frac{\partial f_{\Psi}(\varphi, n)}{\partial n} dn\right) d\varphi dn. \end{aligned}$$

Omitting terms with $(dn)^2$,

$$\Delta_1 + \Delta_2 = 3 \cdot 8\pi nr^2 f_{\Psi}(\varphi, n) d\varphi dn.$$

$$\Delta_3 = 8\pi nr^2 \cdot 4nr^2 \varphi f_{\Psi}(\varphi, n) d\varphi dn. \quad (\text{A.8})$$

Substituting (A.4), (A.6), (A.7), and (A.8) into (A.5),

$$\begin{aligned} 8\pi n^2 r^2 \left(\frac{2f_{\Psi}(\varphi, n)}{n} + \frac{\partial f_{\Psi}(\varphi, n)}{\partial n} \right) dn d\varphi &= \\ &= 3 \cdot 8\pi nr^2 f_{\Psi}(\varphi, n) d\varphi dn - 8\pi nr^2 \cdot 4nr^2 \varphi f_{\Psi}(\varphi, n) d\varphi dn. \end{aligned}$$

Dividing by $8\pi n^2 r^2 d\varphi dn$,

$$\frac{2f_{\Psi}(\varphi, n)}{n} + \frac{\partial f_{\Psi}(\varphi, n)}{\partial n} = \frac{3f_{\Psi}(\varphi, n)}{n} - 4r^2 \varphi f_{\Psi}(\varphi, n).$$

Finally,

$$\frac{\partial}{\partial n} f_{\Psi}(\varphi, n) = \left(\frac{1}{n} - 4r^2 \varphi \right) f_{\Psi}(\varphi, n). \quad (\text{A.9})$$

In the solution of (A.9)

$$f_{\Phi}(\varphi, n) = An \exp(-4nr^2 \varphi),$$

the constant A depends on a way of normalization. Since, in dense systems, the fraction of long arcs is negligible,

$$1 = \int_0^{2\pi} f_{\Phi}(\varphi, n) d\varphi \approx \int_0^{\infty} f_{\Phi}(\varphi, n) d\varphi,$$

then $A = 4r^2$, In this case, the PDF is

$$f_{\Phi}(\varphi, n) = 4nr^2 \exp(-4nr^2 \varphi) \quad (\text{A.10})$$

or

$$f_{\Phi}(\varphi; \langle \varphi \rangle) = \frac{1}{\langle \varphi \rangle} \exp\left(-\frac{\varphi}{\langle \varphi \rangle}\right), \quad (\text{A.11})$$

i.e., $\Phi \sim \text{Exp}(\langle \varphi \rangle)$.

Acknowledgment

We would like to acknowledge funding from the Ministry of Science and Higher Education of the Russian Federation, Project No. 3.959.2017/4.6.

References

- [1] Dvoretzky A 1956 *PNAS* **42** 199–203 ISSN 0027-8424
- [2] Shepp L A 1972 *Isr. J. Math.* **11** 328–345 ISSN 1565-8511
- [3] Flatto L 1973 *Isr. J. Math.* **15** 167–184 ISSN 1565-8511
- [4] Solomon H 1978 *Geometric Probability* (Philadelphia: Society for Industrial and Applied Mathematics) ISBN 978-0-89871-025-0
- [5] Holst L 1980 *J. Appl. Probab.* **17** 284–290 ISSN 00219002
- [6] Siegel A F and Holst L 1982 *J. Appl. Probab.* **19** 373–381 ISSN 00219002
- [7] Hall P 1984 *Stoch. Process. Their Appl.* **18** 239–261 ISSN 0304-4149
- [8] Holst L 1984 *J. Sov. Math.* **25** 1231–1233 ISSN 1573-8795
- [9] Holst L and Hüsler J 1984 *J. Appl. Probab.* **21** 558–566 ISSN 00219002
- [10] Huffer F W and Shepp L A 1987 *J. Appl. Probab.* **24** 422–429 ISSN 00219002
- [11] Huillet T 2003 *J. Phys. A: Math. Gen.* **36** 12143–12155 ISSN 0305-4470
- [12] Huillet T 2003 *Adv. Appl. Probab.* **35** 563582 ISSN 0001-8678
- [13] Durand A 2010 *On Randomly Placed Arcs on the Circle* (Boston: Birkhäuser Boston) pp 343–351 ISBN 978-0-8176-4888-6
- [14] Yadin M and Zacks S 1982 *J. Appl. Probab.* **19** 562–577 ISSN 00219002
- [15] Moriarty J, Marchesi J R and Metcalfe A 2007 *BMC Bioinformatics* **8** 70 ISSN 1471-2105
- [16] Wang B 2011 *ACM Comput. Surv.* **43** 32 ISSN 0360-0300
- [17] Jhuang Y, Lin T, Nguyen T D, Chu S, Liu B and Pham V 2017 A new overlap circle technique for reducing data aggregation time in wireless sensor networks *2017 International Conference on System Science and Engineering (ICSSE)* pp 546–549 ISSN 2325-0925
- [18] Layani M, Gruchko M, Milo O, Balberg I, Azulay D and Magdassi S 2009 *ACS Nano* **3** 3537–3542 ISSN 1936-0851
- [19] Shimoni A, Azoubel S and Magdassi S 2014 *Nanoscale* **6** 11084–11089 ISSN 2040-3372
- [20] Azani M R and Hassanpour A 2018 *Chem. Eur. J.* **24** 19195–19199 ISSN 0947-6539
- [21] Azani M R, Hassanpour A, Tarasevich Y Y, Vodolazskaya I V and Eserkepov A V 2019 *J. Appl. Phys.* **125** 234903 ISSN 0021-8979
- [22] Mertens S and Moore C 2012 *Phys. Rev. E* **86**(6) 061109 ISSN 2470-0045
- [23] Kumar A and Kulkarni G U 2016 *J. Appl. Phys.* **119** 015102 ISSN 0021-8979
- [24] Kumar A, Vidhyadhira N S and Kulkarni G U 2017 *J. Appl. Phys.* **122** 045101 ISSN 0021-8979