

Transformed flips in triangulations and matchings

Oswin Aichholzer* Lukas Andritsch† Karin Baur† Birgit Vogtenhuber*

March 12, 2024

Abstract

Plane perfect matchings of $2n$ points in convex position are in bijection with triangulations of convex polygons of size $n + 2$. Edge flips are a classic operation to perform local changes both structures have in common. In this work, we use the explicit bijection from [1] to determine the effect of an edge flip on the one side of the bijection to the other side, that is, we show how the two different types of edge flips are related. Moreover, we give an algebraic interpretation of the flip graph of triangulations in terms of elements of the corresponding Temperley-Lieb algebra.

1 Introduction

Triangulations and plane perfect matchings are among the most fundamental types of graphs and have a huge variety of applications in different fields of mathematics and computer science. A direct bijection between plane perfect matchings on $2n$ vertices in convex position and triangulations on $n + 2$ points in convex position is presented in [1]. We start by recalling some definitions and results from there.

We depict perfect matchings with two parallel rows of n vertices each, labeled v_1 to v_n and v_{n+1} to v_{2n} in clockwise order, and with non-crossing edges; see Figure 1(left). To describe triangulations of convex $(n+2)$ -gons we draw $n + 2$ points in convex position, labeled p_1 to p_{n+2} in clockwise order; see Figure 1(right). For the sake of distinguishability, throughout this paper we will refer to p_1, \dots, p_{n+2} as *points* and to v_1, \dots, v_{2n} as *vertices*.

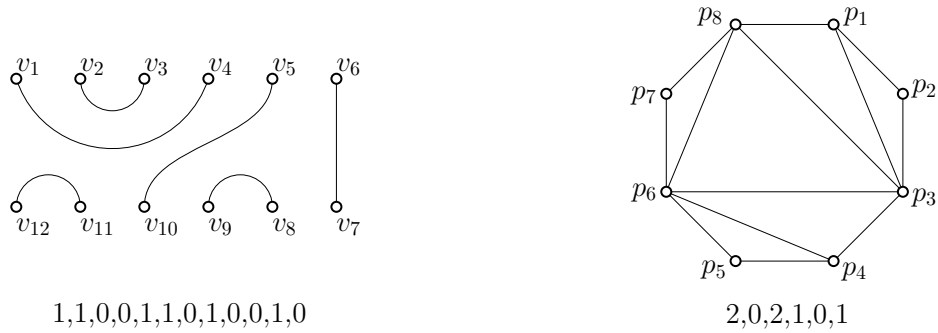


Figure 1: A perfect matching (left) and the corresponding triangulation for $n = 6$ (right), together with their outdegree sequences.

*Institute for Software Technology, Graz University of Technology, Graz, Austria,
[oaich|bvogt]@ist.tugraz.at

†Mathematics and Scientific Computing, University of Graz, Graz, Austria,
[baurk|lukas.andritsch]@uni-graz.at

The above defined structures are undirected graphs. We next equip their edges (diagonals) with directions: an edge $v_i v_j$ ($p_i p_j$) is directed from v_i to v_j (p_i to p_j) for $i < j$, that is, each edge is directed from the vertex / point with lower index to the vertex / point with higher index. This also defines the outdegree of every vertex / point, which we denote as b_i for each vertex v_i and as d_i for each point p_i . For technical reasons, we do not take into account the edges of the convex hull of a triangulation when computing the outdegree of a point p_i , with the exception of the edge $p_1 p_{n+2}$. For matchings, the outdegree sequence is a 0/1-sequence with $2n$ digits, where n digits are 1 and n digits are 0. For triangulations, first note that the outdegrees of p_{n+1} and p_{n+2} are 0. Thus we do not lose information when restricting the outdegree sequence of a triangulation to (d_1, \dots, d_n) . Recall that we do not consider the edges of the convex hull, except for $p_1 p_{n+2}$, and thus the number of edges which contribute to the outdegree sequence is exactly n . We call the sequence $B(M) = B := (b_1, \dots, b_{2n})$ of the outdegrees of a matching M (and the sequence $D(T) = D := (d_1, \dots, d_n)$ of the first n outdegrees of a triangulation T) its *outdegree sequence*; see again Figure 1. For both structures, this sequence is sufficient to encode the graph, as described in [1]. The two types of outdegree sequences are sufficient to define a bijection between these two types of graphs: For a given outdegree sequence $B = (b_1, \dots, b_{2n})$ of a perfect matching, for $i > 0$ the outdegree d_i for the corresponding point of the triangulation is the number of 1s between the $(i-1)$ -st 0 and the i -th 0 in B . The degree d_1 is the number of 1s before the first 0 in B .

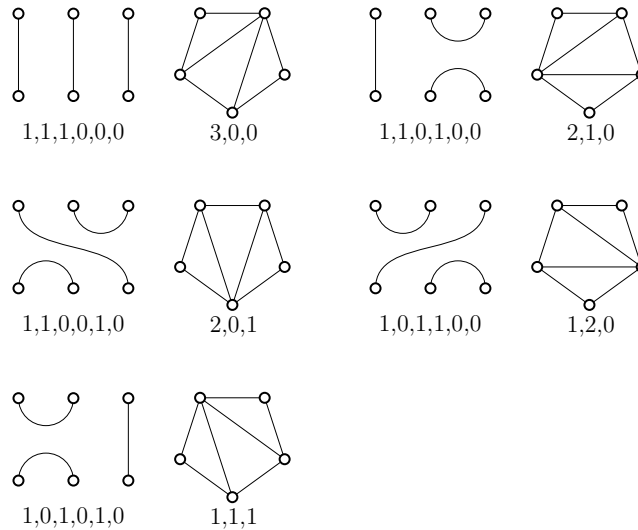


Figure 2: All perfect matchings, triangulations, and outdegree sequences for $n = 3$.

Given an outdegree sequence (d_1, \dots, d_n) , we obtain (b_1, \dots, b_n) as follows: for every entry d_i , we set the next d_i consecutive elements (possibly none) of B to 1, then insert a 0 and continue with d_{i+1} . For a matching M , we denote the corresponding triangulation under the described bijection by T_M and for a given triangulation T , the corresponding matching is denoted by M_T throughout the article.

Temperley and Lieb introduced in [8] an algebra arising from a special kind of lattice models, which are a key ingredient in statistical mechanics. The Temperley-Lieb algebra $\text{TL}_n(\alpha)$ is abstractly defined over a field k by the generators u_1, \dots, u_{n-1} together with the identity I and an element $\alpha \in k \setminus \{0\}$ obeying the relations

$$u_i^2 = \alpha u_i, \quad 1 \leq i \leq n-1 \quad (1)$$

$$u_i u_j = u_j u_i, \quad |i-j| > 1, \quad 1 \leq i, j \leq n-1 \quad (2)$$

$$u_i u_{i+1} u_i = u_i, \quad 1 \leq i \leq n-2 \quad (3)$$

$$u_{i+1} u_i u_{i+1} = u_{i+1}, \quad 1 \leq i \leq n-2. \quad (4)$$

The basis of the algebra consists of all reduced words. For example, a basis of $TL_3(\alpha)$ over the field k is $\{I, u_1, u_2, u_1 u_2, u_2 u_1\}$, independently of the element α . Kauffman introduced a pictorial representation of the Temperley-Lieb algebras in [4]. Each generator corresponds to a plane perfect matching with n vertices on top and bottom labelled v_1, \dots, v_n and v_{n+1}, \dots, v_{2n} in clockwise order. The identity consists of n (straight) propagating lines, the generator u_i , for $i = 1, \dots, n-1$, consists of $n-2$ (straight) propagating lines and two arcs between the pairs (v_i, v_{i+1}) and (v_{2n-i}, v_{2n-i+1}) respectively, see Figure 3.

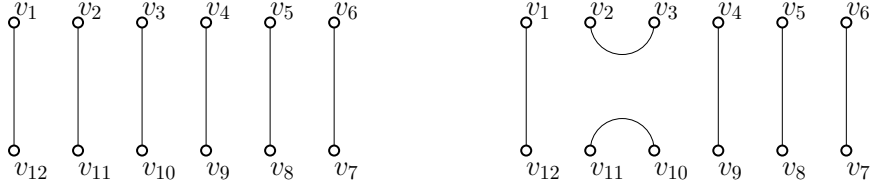


Figure 3: The identity I (left) and one of the generators, u_2 (right), of $TL_6(\alpha)$.

Products of generators of the algebra are obtained by concatenation of the corresponding matchings from top to bottom. Any loop arising from this is removed and replaced by a factor α , e.g. $u_i u_i = \alpha u_i$, see Figure 4.

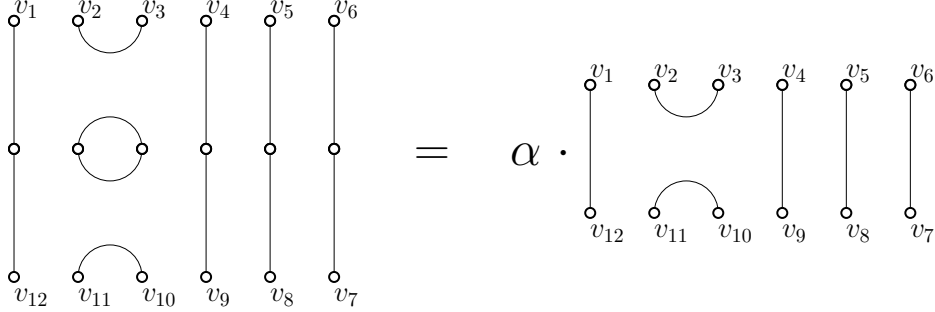


Figure 4: Loops are replaced by multiplication with the field element α , here: $u_2^2 = \alpha u_2$.

One can check that all the relations (1)-(4) are satisfied. It is a well known result that the dimension of $TL_n(\alpha)$ is equal to $C_n = \frac{1}{n+1} \binom{2n}{n}$, the n -th Catalan number (see [2] for an example). In this article, we consider the interplay between diagrams for $TL_n(\alpha)$ per se and the generators and will from now on fix $\alpha = 1$. We write TL_n for $TL_n(1)$.

A classic operation triangulations and perfect matchings have in common are edge flips, see [3] for a nice survey. For triangulations this means that a diagonal in a convex quadrilateral is replaced by the other diagonal. For perfect matchings two matching edges which induce a crossing-free 4-cycle are replaced by the other two edges of this cycle. Our goal is to determine the effect of a flip on one side of the bijection on the other side.

The paper is organized as follows. First we characterize diagonal-flips of triangulations in terms of matchings in Section 2. Then we give an algebraic interpretation of the flip graph

of triangulations of an $(n+2)$ -gon in terms of elements of the Temperley-Lieb algebra TL_n in Section 3. There we focus on the generators of TL_n , determining flip distances between them. In Section 4, we define and focus on matching-flips and describe the change of the corresponding triangulations, and derive connections between these two types of flips.

2 Flips in triangulations and their interpretation for matchings

In this section we consider a basic transformation operation for triangulations, the so-called diagonal-flip [3]. While for triangulations this is a constant size operation, the impact on the corresponding matching is more involved. In the following we show in detail how a diagonal-flip alters the matching.

Definition 1 Let T be a triangulation of a convex $(n+2)$ -gon containing the (convex) quadrilateral $p_i p_j p_k p_l$ as a sub graph, $1 \leq i < j < k < l \leq n+2$. A *diagonal-flip* in T , is the exchange of one of the two possible diagonals within this quadrilateral by the other.

A diagonal-flip that exchanges the diagonal $p_j p_l$ by the diagonal $p_i p_k$ decreases the outdegree d_j by 1 and increases the outdegree d_i by 1, as $1 \leq i < j < k < l$; see Figure 5 for an example.

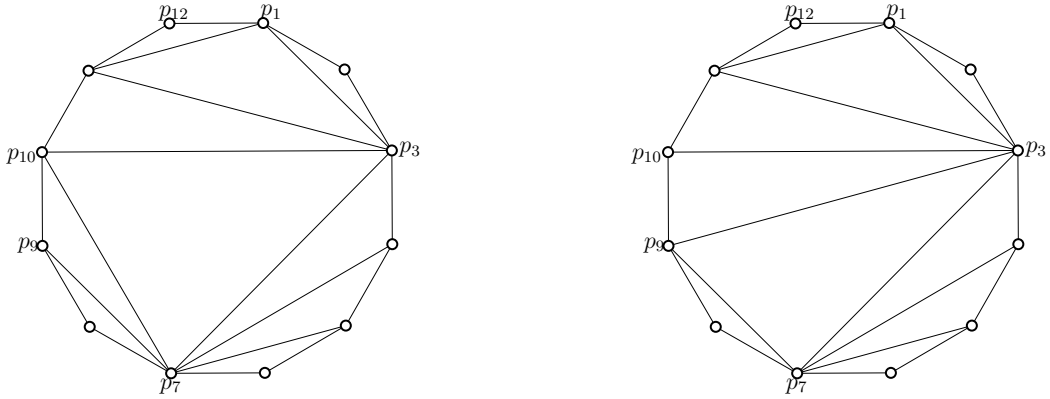


Figure 5: A flip in the quadrilateral $p_3 p_7 p_9 p_{10}$ from $p_7 p_{10}$ to $p_3 p_9$ decreases d_7 and increases d_3 .

The change of the corresponding matching is illustrated in Figure 6. Considering the out-degree sequences of these matchings, we see that an entry 1 of the outdegree sequence is moved from, say, v_q to a vertex v_p with $q > p$. Moreover, all degrees between these two vertices are shifted by one position towards larger indices, see below for details and a more formal description.

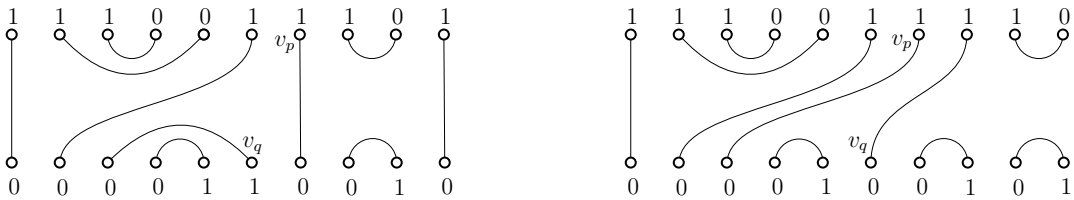


Figure 6: The matchings which correspond to the triangulations of Figure 5.

In order to prove a general characterization of diagonal-flips of a triangulation of a polygon in terms of matchings, we introduce a more convenient presentation.

Definition 2 The single row presentation of a perfect matching is obtained by drawing the $2n$ vertices v_1, \dots, v_{2n} in one row and connecting the pairs of the matching with non-crossing edges below these vertices.

Note that the single row presentations are $(2n, n)$ -link states as in the language of [6]. To be able to distinguish between the two presentations of a perfect matching, we call edges of the single row presentation *arcs*.

Using the single row presentation, we can illustrate the effect of a diagonal flip in terms of matchings; see Figure 7 which corresponds to the diagonal-flip shown in Figure 5. The arc starting at v_q (which is the right hand neighbor of the endpoint of the arc starting at v_p) is removed, the part between v_p (including) and v_q (excluding), which consists of as many 1s as 0s, is moved one step to the right. The removed arc is reinserted starting at v_p and ending at the same vertex as before. So the flip corresponds to an extension of the bold arc in Figure 7 over the subsequence drawn by dashed lines.

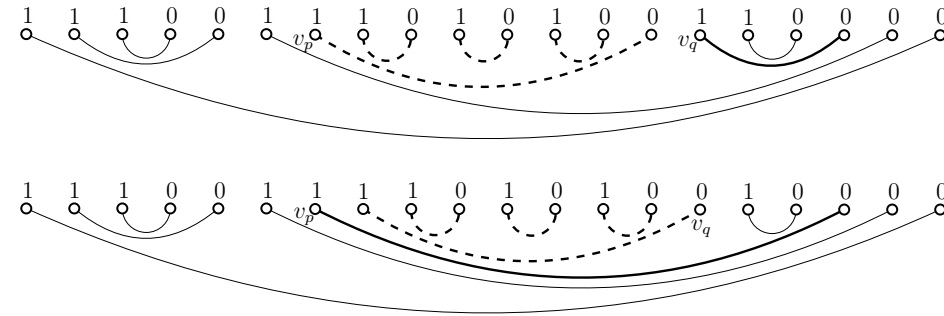


Figure 7: The single row presentations of the matchings of Figure 6.

To describe the effect of a diagonal-flip in general, we need the following definitions.

Definition 3 In a single row presentation a *section* is a part of an outdegree sequence starting with a 1 and ending when the numbers of 1s and 0s (when going to the right) coincide for the first time. We will also call the collection of arcs corresponding to this outdegree sequence a *section*.

Every section is determined by the arc corresponding to the starting 1 and ending 0.

Definition 4 Every vertex v_p is the start or end vertex of an arc and hence determines a section through this arc. We will write $_{v_p}\mathcal{A}$ if v_p is the starting vertex of section \mathcal{A} and \mathcal{A}_{v_p} if it is the ending vertex of a section \mathcal{A} .

For example, each of the short dashed arcs in Figure 7 is a section, and the collection of the four dashed arcs forms also a section.

Remark 5 Let \mathcal{A} be a section of the single row presentation of a matching M . In terms of the associated triangulation T_M , \mathcal{A} corresponds to a union of a triangulated subpolygon with a diagonal (or the edge p_1p_{n+2}). This can be seen using the bijection from Section 1. For example, the section $_{v_p}\mathcal{A}$ in the first diagram of Figure 7 corresponds to the triangulated subpolygon on vertices p_3, \dots, p_7 and the diagonal p_3p_{10} in the first triangulation of Figure 5.

Definition 6 Consider a matching M in its single row presentation and let v_p be the starting vertex of some arc α .

Assume that $p > 2$ and that v_{p-1} is the ending vertex of a section $\mathcal{A} = \mathcal{A}_{v_{p-1}}$. Then we can

combine $\mathcal{A}_{v_{p-1}}$ and the section $v_p\mathcal{A}$ of α as in Figure 8. We call this a merge of α and \mathcal{A} . Note that α already determines \mathcal{A} , so we also call the operation a merge for α .

If for $p > 1$, v_{p-1} is the starting vertex of some arc β , we can separate the section of α from the section of β as shown in Figure 9. We call this operation the split of the section of α from the section of β . Note that α already determines β . So we may call this operation the split of α .



Figure 8: Merging α and $\mathcal{A}_{v_{p-1}}$. The section \mathcal{A} determined by arc β is moved one vertex to the right, α now starts at v_i .

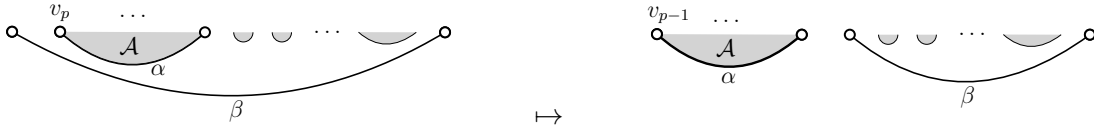


Figure 9: Splitting the section defined by α from the section defined by β .

Remark 7 The following properties are immediately implied by the definition of the split and merge operation.

- i) Split and merge are inverse operations.
- ii) Every arc $\alpha = v_p v_q$ for $q > p > 1$ determines exactly one split (split of α) or one merge (merge of α and \mathcal{A}).
- iii) A merge of α and \mathcal{A} moves section \mathcal{A} by one index to the right so that it ends where the arc α started before the merge, and α starts now where \mathcal{A} originally started; See Figure 8.

Lemma 8 Every diagonal-flip in a triangulation T corresponds to a merge or to a split in the single row presentation of T .

Proof. Every diagonal-flip in a triangulation T decreases and increases the degrees d_i and d_j by 1 while all other outdegrees remain unchanged. Using the transformation from the outdegree sequence of a triangulation, $D(T)$, to the outdegree sequence of the related matching, $B(M_T)$, as in Section 1, it follows that a 1 (the 1 which comes from the edge $p_i p_l$), say for v_p , is moved to a vertex with higher index (say v_q , just before the vertex with degree 1 corresponding to the first outgoing edge of p_j or the 0 in case we had $d_j = 0$ before the flip).

All outdegrees of the matching with index smaller than p or larger than q are not affected, and the outdegrees b_{p+1} to b_q have to be shifted by 1 to the left. So the diagonal flip from $p_i p_k$ to $p_j p_l$ is precisely the split operation described above. Note that also the number and order of 0s and 1s which are shifted form a section, as the edge $p_i p_j$ splits of a sub triangulation of T which together with the edge $p_i p_k$ forms the shifted section (as stated in Remark 5).

The reverse flip $p_j p_l$ to $p_i p_k$ consequently corresponds to the merge operation. \square

Lemma 9 Every split and every merge in a single row presentation of a matching M corresponds to a flip in the triangulation T_M .

Proof. All arguments of the proof of Lemma 8 work in both directions. \square

The preceding two lemmata imply the following corollary.

Corollary 10 *Every flip of a diagonal of a given triangulation of the $(n+2)$ -gon corresponds to either a merge or split of one of the arcs α in the matching, where the index of the starting vertex of α is greater than one. The reverse also holds.*

Remark 11 *As the single row presentation consists of n arcs, and $n - 1$ of them can perform either a merge or a flip, we obtain a well known result: every triangulation of an $(n+2)$ -gon has $n-1$ neighbors in the diagonal-flip graph.*

Remark 12 *It was brought to the authors' attention, that the result of Corollary 10 are related to the theory of Tamari lattices and Dyck paths. The former was introduced in [7]; see [5] for a recent survey. However, the known operations on Dyck paths are different from the operations merge and split defined above. We will study this connection in upcoming work.*

In Section 4 we will consider the reverse, namely the impact of a flip in a matching (exchanging a pair of matching edges) on the related triangulation. Before that, we will use the obtained insight on the relation between diagonal-flips and changes in a matching in the next section to get bounds on the flip distance between generators for the Temperley-Lieb algebra TL_n .

3 Towards an algebraic interpretation of the triangulation flip graph

For this section, let $n > 0$ be fixed.

3.1 Generators as triangulations

The generators I and u_i , $1 \leq i \leq n-1$ of the Temperley-Lieb algebra TL_n correspond to particular triangulations of the $(n+2)$ -gon following the bijection from [1].

Proposition 13 *The identity I corresponds to the fan triangulation at point p_1 (every diagonal is incident with p_1), and the u_i consist of the following diagonals:*

- (1) *The edge $e_i = p_{n-i+1}p_{n-i+3}$*
- (2) *The edge $f_i = p_2p_{n-i+3}$*
- (3) *A fan of cardinality $i-1$ at p_1 , consisting of the diagonals p_1p_j , $n-i+3 \leq j \leq n+1$.*
- (4) *A fan of cardinality $n-i-2$ at p_2 , consisting of the diagonals p_2p_j , $4 \leq j \leq n-i+1$.*

For $i = 1$ and $i = n-2$, the fan at p_1 and p_2 , respectively, consists of 0 edges and for $i = n-1$, the edges e_{n-1} and f_{n-1} coincide.

Proof. The correspondence follows immediately by using the bijection from [1]: The outdegree sequence of the matching corresponding to the generator u_i is symmetric and consists of i times 1, followed by a single 0, $(n-i-1)$ ones, then $(n-i-1)$ times 0, followed by a single 1 and i times 0. Beside the first 1, which corresponds to the edge p_1p_{n+2} of the boundary of the convex hull of the triangulation, each 1 corresponds to a diagonal. The last 1 determines the diagonal e_i , the $(n-i-1)$ ones correspond to diagonals involving p_2 (fan and diagonal f_i), and the other $(i-1)$ 1s correspond to diagonals at point p_1 . \square

Figure 10 shows the generator u_4 of TL_{10} as an example. The diagonal $p_7p_9 = e_4$, a fingerprint of the triangulation, in the sense that all the other diagonals of a generator are determined immediately (using the list above) once the diagonal e_i is drawn. The remaining diagonals are $p_2p_9 = f_4$ and the two fans at p_1 and p_2 consisting of 2 and 3 diagonals, respectively.

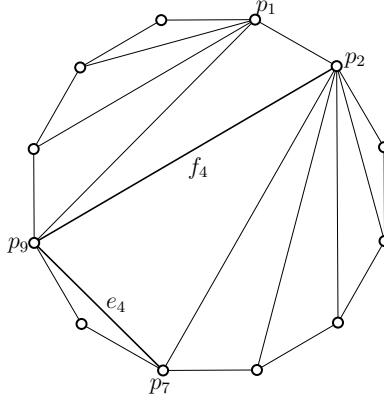


Figure 10: The triangulation of the generator u_4 of TL_{10} .

3.2 Flip distance between generators

In this section we consider the flip distance $d(u_i, u_j)$ between each pair u_i, u_j of generators of the Temperley-Lieb algebra TL_n in terms of diagonal flips in the corresponding triangulations. To show that the distances are optimal we will use the following lemma on crossings between diagonals of the convex n -gon. Note that two diagonals $p_i p_j$ and $p_k p_l$ with $i < j$ and $k < l$ cross if and only if either $i < k < j < l$ or $k < i < l < j$.

Lemma 14 *Let T_1 and T_2 be two triangulations of a convex n -gon. Let G be the graph which contains all the diagonals of T_1 and T_2 and let k be the number of diagonals of T_1 which are crossed by at least one diagonal of T_2 in G . Then the flip distance between T_1 and T_2 is at least k .*

Proof. Every diagonal from T_1 which is crossed in G needs to be removed in the flip sequence before we can obtain T_2 . As every flip changes only one diagonal this requires at least k flips. \square

Note that this bound will usually not be tight and that in general k will be much smaller than the number of crossings. Moreover the role of T_1 and T_2 are symmetric in the sense that, despite the fact that in G one diagonal might be crossed by several other diagonals, the number of diagonals in T_1 which are crossed by diagonals in T_2 is the same as the number of diagonals in T_2 which are crossed by diagonals in T_1 .

Proposition 15 *The minimal number of flips between the triangulations of two generators is*

$$\begin{aligned} d(u_i, u_{i+1}) &= \begin{cases} 3 & \text{if } i \neq n-2 \\ 2 & \text{if } i = n-2 \end{cases} \\ d(u_i, u_{i+k}) &= \begin{cases} k+1 & \text{if } i \neq n-k-1 \\ k & \text{if } i = n-k-1 \end{cases} \\ d(u_i, u_{i-1}) &= \begin{cases} 3 & \text{if } i \neq n-1 \\ 2 & \text{if } i = n-1 \end{cases} \\ d(u_i, u_{i-k}) &= \begin{cases} k+1 & \text{if } i \neq n-1 \\ k & \text{if } i = n-1 \end{cases}, \end{aligned}$$

where $1 \leq i \leq n-1$, $k \geq 2$ and all indices are positive integers.

Proof. First observe that any flip sequence in a triangulation can be reversed by just performing the flips in inverted order, i.e. $d(u_i, u_j) = d(u_j, u_i)$ for all $i \neq j$. Thus we only have to consider the first two cases.

The key idea to obtain the exact numbers of flips between triangulations of generators is to consider the "special" diagonal e_i , which, as mentioned above, defines the triangulation of a generator. Furthermore, by decreasing and increasing the fans of p_1 and p_2 accordingly, the majority of flips will already be done. To argue that our bounds are best possible we will use the statement of Lemma 14. Similar as in this lemma we say that two diagonals cross if they cross in the joint graph of the two triangulations of the two generators.

We consider the two cases separately.

$d(u_i, u_{i+1})$ If $i = n-2$, we have to flip e_{n-2} and then f_{n-2} . If $i \neq n-2$, we flip e_i , then f_i and finally the diagonal p_2p_{n-i+3} to the diagonal $p_{n-i+2}p_{n-i+4} = e_{i+1}$. In both cases the number of flips are optimal by Lemma 14 as at the beginning there exist 2 (respectively 3) diagonals which are crossed by edges of the final triangulation.

$d(u_i, u_{i+k})$ If $i \neq n-k-1$ then first flip f_i followed by the flip of e_i , both increasing the fan at p_1 . Then flip $k-2$ diagonals of the fan of p_2 , in the order $p_2p_{n-i+1}, p_2p_{n-i}, \dots, p_2p_{n-i-k+4}$. Finally flip $p_2p_{n-i+k+2}$ to $p_{n-i+k+1}p_{n-i+k+3} = e_{i+k}$. This is a sequence of $k+1$ flips. To see that this is optimal consider all edges of the start triangulation which are crossed. These are e_i and f_i , the $k-2$ diagonals which are flipped from the fan at p_2 to the fan at p_1 and the edge $p_2p_{n-i+k+2}$ which gets flipped to e_{i+k} , see Figure 11. In total this gives $k+1$ edges, and thus Lemma 14 implies that the sequence is minimal.

If $i = n-k-1$, then the last flip from $p_2p_{n-i+k+2}$ to e_{i+k} is not necessary, as $f_{n-1} = e_{n-1}$. Thus the length of the flip sequence is k , and optimality can be argued as before. \square

3.3 Flip neighbors of generators

In this section, we give a full list of the flip neighbors of the generators I, u_1, \dots, u_{n-1} of the Temperley-Lieb algebra TL_n in the flip graph of the $n+2$ -gon.

Lemma 16 *For $k \in \{1, \dots, n-1\}$, $u_{n-1} \dots u_{n-k}$ corresponds to the triangulation which consists of the diagonal $p_{k+1}p_{k+3}$ and $n-2$ diagonals incident with p_1 .*

Proof. For $k \in \{1, \dots, n-1\}$, the multiplication of the product of generators $u_{n-1} \dots u_{n-k+1}$ with the generator u_{n-k} from right effects the shift of the arc at the bottom part of $u_{n-1} \dots u_{n-k+1}$

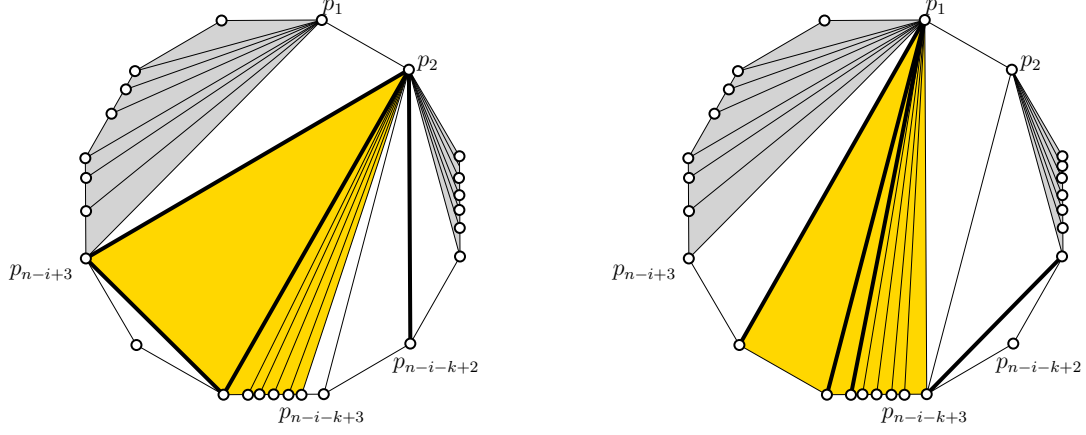


Figure 11: Triangulations of u_i (left) and u_{i+k} (right).

to the left by one vertex in the corresponding matching, as shown in Figure 12. Hence the matchings corresponding to the products $u_{n-1} \cdots u_{n-k}$ for $k = 1, \dots, n-1$ consist of $n-2$ propagating lines, the arc $v_{n-1}v_n$ and the arc $v_{n+k}v_{n+k+1}$. By using the bijection described in Section 1, the arc $v_{n+k}v_{n+k+1}$ corresponds to the diagonal $p_{k+1}p_{k+3}$ in the $(n+2)$ -gon and the further 1s of the outdegree sequence of the matching correspond to the remaining $n-2$ diagonals, all incident with p_1 . \square

Corollary 17 *The flip neighbors of the identity $I \in TL_n$ are the $n-1$ elements*

$$\{u_{n-1}u_{n-2} \cdots u_{n-k} \mid k = 1, \dots, n-1\}.$$

Proof. The identity I corresponds to the fan triangulation at p_1 . For fixed $k \in \{1, \dots, n-1\}$, flipping the diagonal p_1p_{k+2} of this fan triangulation to the diagonal $p_{k+1}p_{k+3}$ gives the triangulation corresponding to the element $u_{n-1}u_{n-2} \cdots u_{n-k}$ as shown in Lemma 16. \square

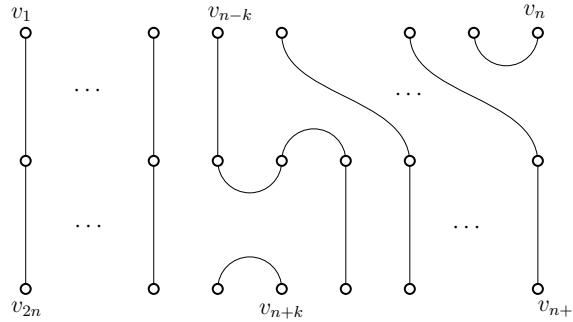


Figure 12: Pictorial presentation of the product of $u_{n-1} \cdots u_{n-k+1}$ and u_{n-k} in TL_n .

Next we give a complete description of all flip neighbors of the remaining generators of TL_n . In preparation for Proposition 19, we provide an example illustrating the connection between flip neighbors for generators of TL_n and for generators of TL_{n+1} .

Example 18 Figure 13 shows a flip of the triangulation corresponding to $u_3 \in TL_8$ in the single row presentation, where the arcs v_1v_{12} and v_2v_{11} of u_3 are split. The element on the right of Figure 13 corresponds to $U := u_2u_1u_5u_4 = \prod_{k \in J} u_k$, with $J = \{2, 1, 5, 4\}$ as can be seen by



Figure 13: Single row presentations of u_3 and $u_2u_1u_5u_4$ in TL_8 .




Figure 14: Pictorial presentation of u_3 (left) and $u_2u_1u_5u_4$ (right) in TL_8 .

looking at the matching on the right of Figure 14. When we just add a propagating line on the left of both matchings, we get the elements u_4 and $U^{+1} := u_3u_2u_6u_5 = \prod_{k \in J^+} u_k$, with $J^+ = \{3, 2, 6, 5\}$ in TL_9 , as shown in Figure 15. That these two elements are joined by a flip (the split of v_2v_{13} and v_3v_{12}) can easily be seen by their single row presentations in Figure 16.

Using the idea of Example 18, we can prove the following inductive formula determining $n - 2$ of $n - 1$ flip neighbors of the generators $u_2, \dots, u_n \in TL_{n+1}$, if the flip neighbors of the generators $u_1, \dots, u_{n-1} \in TL_n$ are known.

Proposition 19 *Let J be an ordered index set of $\{1, \dots, n - 1\}$ and J^{+1} the set where every index $k \in J$ is increased by 1.*

Let $U = \prod_{k \in J} u_k$ be a flip neighbor of u_i in TL_n for some index set J and $1 \leq i \leq n - 1$. Then $U^{+1} := \prod_{k \in J^{+1}} u_k$ is a flip neighbor of u_{i+1} in TL_{n+1} .

Proof. For $n = 2$, consider $J = \{\}$ and the flip neighbor $\prod_{k \in J} u_k = I \in TL_2$ of $u_1 \in TL_2$. As $J = \{\} = J^{+1}$ and $\prod_{k \in J^{+1}} u_k = I \in TL_3$ is a flip neighbor of $u_2 \in TL_3$, the statement holds. For given n , let $u_i \in T_n$ for some $1 \leq i \leq n - 1$ and $u_{i+1} \in TL_{n+1}$ be generators of the two algebras. The corresponding matching of u_{i+1} differs from the matching of u_i by an additional propagating line v_1v_{2n+2} and a shift of all indices of the vertices of the matching of u_i by 1. By the characterization of a flip as a split or a merge of two neighbored arcs in the single row presentation, the statement follows immediately, as a shift of indices does not change the neighborhood of the arcs. \square

Observation 20 *If a matching in TL_n contains the edge v_1v_{2n} , then the corresponding triangulation of the $(n+2)$ -gon contains the diagonal p_1p_{n+1} .*

This observation is exactly the situation covered by Proposition 19 above. The $n - 2$ flips of an arbitrary triangulation T' of a $(n+1)$ -gon are also performable flips for the triangulation T of the $(n+2)$ -gon, which contains all diagonals of T' and the additional triangle $p_1p_{n+1}p_{n+2}$.

Observation 21 *Reversing the argument of Lemma 16, we easily obtain that multiplication of an element $u_1 \cdots u_{n-k-1}$ with u_{n-k} shifts the arc $v_{n+k+1}v_{n+k+2}$ of the matching corresponding to $u_1 \cdots u_{n-k-1}$ by one in the other direction. Hence the matching $u_1 \cdots u_{n-k-1}u_{n-k}$ contains the arcs v_1v_2 and $v_{n+k}v_{n+k+1}$, and $n - 2$ propagating lines.*

In order to prove the following lemma, which gives the product form of the remaining flip neighbor for the elements $u_2, \dots, u_n \in TL_{n+1}$, we first recall the description of three types of products of generators.

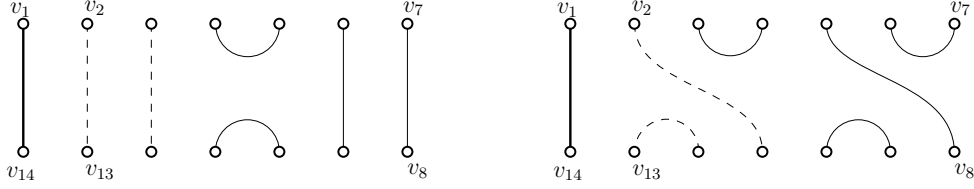


Figure 15: Pictorial presentation of u_4 (left) and $u_3u_2u_6u_5$ (right) in TL_9 .

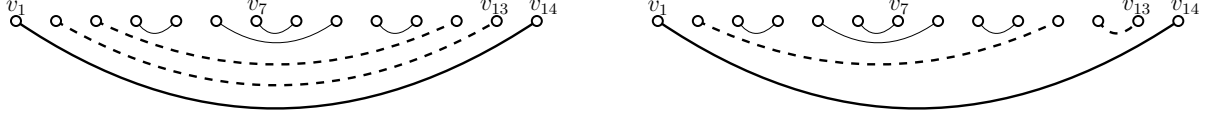


Figure 16: Single row presentation of u_4 (left) and $u_3u_2u_6u_5$ (right) in TL_9 .

Remark 22 As Observation 21 shows, the matching corresponding to the element u_1u_2 consists of the arcs v_1v_2 and $v_{2n-2}v_{2n-1}$, the propagating line v_3v_{2n} and $n-3$ straight propagating lines v_kv_{2n-k+1} for $3 \leq k \leq n$.

By the same idea as Lemma 16, we obtain that the matching corresponding to $u_{n-2}u_{n-3} \cdots u_1$ consists of the arcs $v_{n-2}v_{n-1}$ and $v_{2n-1}v_{2n}$, the straight propagating line v_nv_{n+1} and the $n-3$ propagating lines v_kv_{2n-1-k} for $1 \leq k \leq n-3$.

Multiplying for $3 \leq k \leq n-1$ the element $u_{k-1} \cdots u_1$ with the element $u_{n-1} \cdots u_{k+1}$, we obtain the matching shown in Figure 17. Here the dotted line emphasizes the well known fact, that for $1 \leq i, j \leq n-1$, the product u_iu_j of two generators of TL_n commute, that is, $u_iu_j = u_ju_i$, if and only if $|i-j| \geq 2$. Hence these two elements commute and we can write $u_{n-1} \cdots u_{k+1}u_{i-k} \cdots u_1$ for the product.

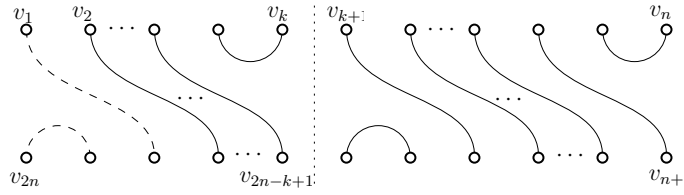


Figure 17: Result of multiplication of $u_{i-k} \cdots u_1$ and $u_{n-1} \cdots u_{k+1}$.

Lemma 23 Let $2 \leq i \leq n-1$. Then the generator $u_i \in TL_n$ is a neighbor of the element

$$\begin{array}{ll} u_1u_2 & \text{if } i = 2, \\ u_{n-1} \cdots u_{i+1}u_{i-1} \cdots u_1 & \text{if } 3 \leq i \leq n-2, \\ u_{n-2} \cdots u_1 & \text{if } i = n-1 \end{array}$$

in the flip graph.

Proof. The split of the arcs v_2v_{2n-1} and v_1v_{2n} for $i \neq 2$ and the split of v_1v_{2n} and v_2v_3 for $i = 2$ respectively yields to a single row presentation, which corresponds to the matching (described in Remark 22) of the elements stated in the lemma in every case. \square

For $n = 8$ and $i = 3$, Figure 12 and Figure 13 show the flip neighbor of u_3 in TL_8 , which is described by Lemma 23. All the other flip neighbors of u_3 can be constructed by Proposition 19. It only remains to determine the flip neighbors of u_1 in TL_n . For this, we first recall the description of three particular products of generators.

Lemma 24 *The flip neighbors of $u_1 \in TL_n$ are*

$$\begin{aligned} &u_2u_1 \\ &u_1u_2 \cdots u_{n-1} \\ &u_{n-1} \cdots u_ku_1 \text{ for } 3 \leq k \leq n-1. \end{aligned}$$

Proof. Consider the single row presentation of u_1 . The first two elements arise from merging v_3v_{2n-2} with v_1v_2 and with $v_{2n-1}v_{2n}$, respectively. The other $n-3$ elements arise by the splitting of the arcs v_4v_{2n-3} , v_5v_{2n-4} , \dots , $v_{n-1}v_{n+2}$ and v_5v_{2n-4} , v_6v_{2n-5} , \dots , v_nv_{n+1} , respectively. We obtain the matchings corresponding to the stated elements of TL_n analogously as in Remark 22, and get the desired result. \square

Corollary 25 *The pairs $\{u_ku_{k+1}, u_{k+1}\}$ and $\{u_{k+1}u_k, u_k\}$ are flip neighbors for $1 \leq k \leq n-2$ in TL_n .*

Note that this corollary gives the flip sequence $u_{n-1} - u_{n-1}u_{n-2} - u_{n-2}$ in TL_n and as the two generators are not flip neighbors, we obtain that $d(u_{n-2}, u_{n-1}) = 2$, a result already stated in Proposition 15.

The flip neighbors of the generators I, u_1, \dots, u_4 of TL_5 are listed in the table below:

generator	neighbors
I	$u_4, u_4u_3, u_4u_3u_2, u_4u_3u_2u_1$
u_1	$u_1u_2u_3u_4, u_2u_1, u_4u_3u_1, u_4u_1$
u_2	$u_1u_2, u_3u_2, u_2u_3u_4, u_4u_2$
u_3	$u_4u_2u_1, u_3u_2, u_4u_3, u_3u_4$
u_4	$u_3u_2u_1, u_3u_2, u_3u_4, I$

4 Flips in matchings and their interpretation for triangulations

In Section 2 we considered the diagonal-flip in a triangulation and its impact on the related matching. In this section we take a closer look at the reverse direction: What does a general flip of two edges in a matching change for the related triangulations? Although this question has no direct consequence for the underlying algebraic structures, a better understanding of this relation might help to fully understand the importance of triangulations for generators.

We consider the visualization of a matching as vertices v_1, \dots, v_{2n} lying on a circle cyclically. The area bounded by this circle is partitioned by the (non-crossing) edges of the matching into several inner faces.

Definition 26 *Consider four indices $1 \leq i < j < k < l \leq 2n$ which are incident to a common inner face of the partition induced by a plane perfect matching. A flip in this matching is the change between the two possible plane matchings of these indices, that is, between the edge-pair v_iv_l, v_jv_k and the edge-pair v_iv_j, v_kv_l , respectively. We call such an operation a *matching-flip*.*

Remark 27

- (i) *The two possibilities in Definition 26 are the only plane matchings for these indices and that in both cases the four indices share a common inner face. Thus, if a pair of edges can be flipped, the resulting matching is uniquely defined, and a flip can always be reversed by a second matching-flip.*



Figure 18: Flip of a matching. Replace edges $v_i v_l$ and $v_j v_k$ (left) by $v_i v_j$ and $v_k v_l$ (right). The dotted lines indicate parts of the bounding circle.

- (ii) In terms of multiplication of elements of TL_n , a matching-flip is not always reversible, as shown in Figure 18: If propagating lines vanish under a flip, it is only perform-able in one direction by multiplication with elements of the TL -algebra. For example, in Figure 18 this is only possible from left to right.
- (iii) A subset of matching-flips, where $j = i + 1 \neq n + 1$ (or $l = k + 1$) can be described easily by a multiplication of the corresponding element X of the Temperley-Lieb algebra by the element u_i from left for $i < n$ ($k < n$) or right for $i > n$ ($k > n$), respectively.

We now describe matching-flips in terms of triangulations. Considering the general case of a matching-flip we assume that between any two vertices there are at least two other vertices. That is, $j > i + 2$, $k > j + 2$, and $l > k + 2$. Other cases, where at least 3 indices are neighbored, have been considered in Section 2, where only a single edge of each triangulation is flipped. The remaining cases will be discussed at the end of this section. Recall that the edges of a matching (the diagonals of a triangulation of a polygon) are directed from the vertex (point) with lower index to the vertex (point) with higher index and as described in 1 b_i (d_i) denotes the outdegree of the vertex v_i (point p_i) for $1 \leq i \leq 2n$ ($1 \leq i \leq n + 2$). Furthermore, the outdegree sequence of a matching M is denoted by $B(M)$, the outdegree sequence of a triangulation T is denoted by $D(T)$.

Let $B(M) = (b_1, \dots, b_{2n})$ be the outdegree sequence of a matching M with flippable edges $v_i v_l$ and $v_j v_k$. Then

$$B(M) = (\overset{i}{1}, \dots, \overset{j}{1}, \dots, \overset{k}{0}, \overset{l}{1}, \dots, 0, \dots, 0),$$

where i, j, k and l are at the position of the entries b_i, b_j, b_k and b_l respectively. As edges $v_i v_l$ and $v_j v_k$ are flippable, $v_{i+1} v_{j-1}$, $v_{j+1} v_{k-1}$ and $v_{k+1} v_{l-1}$ are forced to form sections in the single row presentation of M and are in particular edges of M . Therefore $b_{i+1} = b_{j+1} = b_{k+1} = 1$ and $b_{j-1} = b_{k-1} = b_{l-1} = 0$ in $B(M)$. We define $D(T_M) =: (a_1, \dots, a_n)$ as the outdegree sequence of the triangulation obtained by M . Then there are indices p and q with $1 \leq p < q \leq n$, where the bijection described in Section 1 defines a_p of $D(T_M)$ as sum of 1s starting with $b_j = b_{j+1} = 1$ till the next 0 in $B(M)$ and a_{q+1} as the sum of 1s in $B(M)$ starting with $b_{k+1} = 1$. Note that by this definition of q , a_q , is the number of 1s between $b_{k-1} = 0$ and $b_k = 0$ and hence $a_q = 0$. Moreover, $a_{q-1} \leq 1$, as at least one of b_{k-2} or b_{k-3} is 0, otherwise one of the edges emanating from v_{k-2} or v_{k-3} would have to cross the edge $v_j v_k$, a contradiction to the fact that the edges $v_i v_l$ and $v_j v_k$ are flippable. Furthermore, $a_p \geq 2$ and $a_{q-1} \geq 1$ and the values $a_p, \dots, a_{q-1}, a_{q+1}$ are crucial for the matching-flip, as stated in following proposition.

Proposition 28 Let $B(M)$ be the outdegree sequence of a matching M with flippable edges $v_i v_l$ and $v_j v_k$ and $B(M')$ be the outdegree sequence of the matching M' which consists of the flipped edges $v_i v_j$ and $v_k v_l$ and all further edges coincide with those of M . Assume that the outdegree sequence of the triangulation T_M is of the form

$$D(T_M) = (a_1, \dots, a_{p-1}, a_p, a_{p+1}, a_{p+2}, \dots, a_{q-1}, 0, a_{q+1}, a_{q+2}, \dots, a_n)$$

for indices $1 \leq p < q \leq n$ and non-negative integers $a_1, \dots, a_{q-1}, a_{q+1}, \dots, a_n$ as defined above. Then $D(T_{M'})$ is of the form

$$\begin{array}{c|c|c|c|c|c|c|c|c|c|c|c|c|c|c|} d_1 & \dots & d_{p-1} & d_p & d_{p+1} & d_{p+2} & d_{p+3} & \dots & d_{q-1} & d_q & d_{q+1} & d_{q+2} & \dots & d_n \\ \hline a_1 & \dots & a_{p-1} & 0 & a_p - 1 & a_{p+1} & a_{p+2} & \dots & \dots & a_{q-1} & a_{q+1} + 1 & a_{q+2} & \dots & a_n \end{array}.$$

Proof. The outdegree sequences $B(M)$ and $B(M')$ are of the form

$$\begin{array}{cccccccc} B(M) = (1, \dots, \mathbf{1}, 1, \dots, 0, \mathbf{1}, 1, \dots, 0, \mathbf{0}, 1, \dots, 0, \mathbf{0}, \dots, 0) \\ \qquad \qquad \qquad i \qquad \qquad \qquad j \qquad \qquad \qquad k \qquad \qquad \qquad l \\ B(M') = (1, \dots, \mathbf{1}, 1, \dots, 0, \mathbf{0}, 1, \dots, 0, \mathbf{1}, 1, \dots, 0, \mathbf{0}, \dots, 0). \end{array}$$

We consider the corresponding outdegree sequence $D(T_M)$ for the triangulation T_M which is related to the matching M ,

$$\begin{array}{c|c|c|c|c|c|c|c|c|c|c|c|c|c|c|} d_1 & \dots & d_p & d_{p+1} & d_{p+2} & d_{p+3} & \dots & d_{q-1} & d_q & d_{q+1} & d_{q+2} & \dots & d_n \\ \hline a_1 & \dots & a_p & a_{p+1} & a_{p+2} & a_{p+3} & \dots & a_{q-1} & 0 & a_{q+1} & d_{q+2} & \dots & a_n \end{array}$$

with indices p and q and non-negative integers $a_1, \dots, a_{q-1}, a_{q+1}, \dots, a_n$ as stated above.

The change of the outdegree of v_j from 1 to 0 means that the outgoing edges of p_p are reduced by one and shifted to p_{p+1} . Consequently the outgoing edges of p_{p+1} are shifted to p_{p+2} and so on till the point p_q . The point p_q had no outgoing edges, which corresponds to the fact that the vertices v_k and also v_{k-1} had outdegree 0. The change of the outdegree of v_k from 0 to 1 means that p_{q+1} gets one additional outgoing edge. All remaining points are not affected. In other words, there is one edge for which the vertex it emanates from changes (from p_p to p_{q+1}), and a whole block of the triangulation that is shifted by one point. Hence the outdegree sequence $D(T_{M'})$ of the triangulation $T_{M'}$ corresponding to the matching-flip M' is of the form

$$\begin{array}{c|c|c|c|c|c|c|c|c|c|c|c|c|c|c|} d_1 & \dots & d_p & d_{p+1} & d_{p+2} & d_{p+3} & \dots & d_{q-1} & d_q & d_{q+1} & d_{q+2} & \dots & d_n \\ \hline a_1 & \dots & 0 & a_p - 1 & a_{p+1} & a_{p+2} & \dots & a_{q-2} & a_{q-1} & a_{q+1} + 1 & d_{q+2} & \dots & d_n \end{array},$$

as claimed. \square

Figure 19 illustrates the affect of the matching-flip shown in Figure 18 to the underlying triangulations. Diagonal g in T_M is the diagonal which emanates from p_p before the flip, and p_{q+1} in $T_{M'}$. The part B of the triangulation T_M is rotated by one point, and parts A_1 to A_3 (which might be empty sets) are not directly affected.

The diagonals belonging to the triangulation B of the subpolygon $p_p, p_{p+1}, \dots, p_{q+1}$ rotate to B' in $T_{M'}$ as follows: the start of the diagonal (lower index) is shifted by one in clockwise direction (to the vertex with the next higher index). The end of the diagonal is shifted in the same direction. But if the edge was incident to p_{q+1} it has to skip the triangulated subpolygon A_1 , that is, it is shifted by more than one point.

As mentioned, the start point of g is changed from p_p to p_{q+1} , and its end point is shifted by one. The diagonal h still emanates from the same point, and its endpoint is shifted to p_{q+1} .

Before we address the special cases, where some of the indices i, j, k, l are neighbored, note the following connection between the matchings M and M' and their triangulations T_M and $T_{M'}$.

Remark 29 The diagonal g in T_M is determined by the edge $v_j v_k$ in M and the diagonal g' in $T_{M'}$ is defined by the edge $v_k v_l$ in M' . Furthermore, the diagonal h is determined by the edge starting at v_{i+1} . Finally, the triangulated part B of T_M is determined by the section enclosed by the edge $v_{j+1} v_{k-1}$ in M .

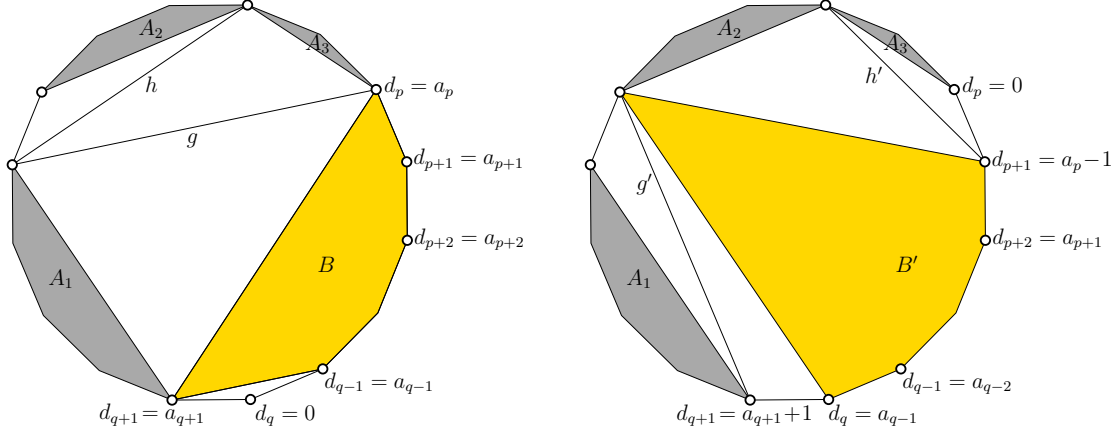


Figure 19: The impact of the matching-flip of Figure 18 on a triangulation. The (triangulated) parts A_1 , A_2 , A_3 are not affected, edges g and h are moved, and the triangulated part B is shifted. Labels indicate the outdegrees.

There are three special cases that may occur (maybe simultaneously):

- (1) If $j = i + 1$, then the diagonal h does not exist, which follows immediately from the remark above.
- (2) If $k = j + 1$, then there is no part B in T_M , again following from the remark above.
- (3) If $l = k + 1$, then the parts A_1 and A_2 of T_M share a common point.

When two cases occur simultaneously then this leads to the following results already discussed in Section 2: If (1) and (2) occur simultaneously, then the matching-flip from M to M' corresponds to a flip of the edge g to g' in the triangulations. If (2) and (3) occur simultaneously, then the matching-flip from M to M' generates a flip of h in T_M to h' in $T_{M'}$ and a flip from g in T_M to h in $T_{M'}$ as there is no part B . Together this implies a flip of the diagonal g in T_M to the diagonal h' in $T_{M'}$.

5 Conclusion and future work

In our work we describe diagonal-flips of triangulations in terms of related matchings as well as matching-flips in terms of the corresponding triangulations. This gives a characterization of the connection between those two types of flips. We provide an algebraic interpretation of the flip graph of triangulations of an $(n+2)$ -gon in terms of the elements of the Temperley-Lieb algebra TL_n , and also determine the flip distances between its generators.

There are open questions for a complete understanding of the flip graph in terms of basis elements of the TL-algebra. The main focus in [1] is the "colored case", the bijection between k -colored perfect matchings of $2mk$ vertices, which correspond to the Fuss-Catalan algebras $TL_{mk,k}$ and k -gonal tilings. We want to address flips of k -colored perfect matchings of $2mk$ vertices, the flip graph of the k -gonal tilings of the $(2mk+2)$ -gon and hence obtain the algebraic connection of the flips in terms of the Fuss-Catalan algebras $TL_{mk,k}$. Preliminary results in this direction have already been obtained.

Acknowledgements. Research for this work is supported by the Austrian Science Fund (FWF) grant W1230. K. B. was furthermore supported by FWF grant P30549 and by a Royal Society Wolfson Fellowship. We thank Cesar Ceballos for bringing Tamari Lattices to our

attention. Moreover, we thank Stefan Wilfinger for implementing a tool to visualize flips in matchings and triangulations.

References

- [1] O. Aichholzer, L. Andritsch, K. Baur, and B. Vogtenhuber. Perfect k -colored matchings and $(k + 2)$ -gonal tilings. *Graphs and Combinatorics*, 34(6):1333–1346, 2018.
- [2] D. Bisch and V. Jones. Algebras associated to intermediate subfactors. *Invent. Math.*, 128(1):89–157, 1997.
- [3] P. Bose and F. Hurtado. Flips in planar graphs. *Computational Geometry*, 42(1):60 – 80, 2009.
- [4] L. Kauffman. State models and the Jones polynomial. *Topology*, 26(3):395–407, 1987.
- [5] F. Müller-Hoissen, J. M. Pallo, and J. Stasheff. *Associahedra, Tamari lattices and related structures: Tamari memorial Festschrift*, volume 299. Springer Science & Business Media, 2012.
- [6] D. Ridout, Y. Saint-Aubin, et al. Standard modules, induction and the structure of the Temperley-Lieb algebra. *Advances in Theoretical and Mathematical Physics*, 18(5):957–1041, 2014.
- [7] D. Tamari. The algebra of bracketings and their enumeration. *Nieuw Arch. Wisk. (3)*, 10:131–146, 1962.
- [8] H. Temperley and E. Lieb. Relations between the Percolation and Coloring Problems and other Graph-Theoretical Problems associated with regular Planar Lattices: Some exact results for the Percolation Problem. *Proc. Roy. Soc.*, 322:147–280, 1997.