

The Marginal Stability of the Meta-stable Thouless-Anderson-Palmer States.

T.Plefka*

Institute of Condensed Matter Physics, TU Darmstadt, D 64289 Darmstadt, Germany

(Dated: June 21, 2022)

The existing investigations on the complexity are extended. In addition to the Edward-Anderson Parameter q_2 the fourth moment $q_4 = 1/N \sum_i m_i^4$ of the magnetizations m_i is included to the set of constrained variables and the constrained complexity $\Sigma(T; q_2, q_4)$ is numerically determined. The maximum of $\Sigma(T; q_2, q_4)$ (representing the total complexity) sticks at the boundary for temperatures at and below a new critical temperature. This implies marginal stability. The temperature dependence of the lowest value of the Gibbs potential consistent with all requirements is presented.

PACS numbers: 75.10.Nr, 05.50.+q, 87.10.+e

More than four decades ago Sherrington and Kirkpatrick [1] (SK) introduced the spin glass Hamiltonian $H = -\frac{1}{2} \sum_{i \neq j} J_{ij} S_i S_j$ of N Ising spins ($S_i = \pm 1$). The bonds J_{ij} are independent random variables with zero means and standard deviations $N^{-1/2}$ (which fixes the spin glass temperature to $T_0 = 1$).

The TAP approach [2-4] gives the Gibbs potential $G(T, m_i) = U - TS$ in terms of the local magnetizations m_i and the temperature T with the energy

$$U = N(w - \frac{1}{2T}(1 - q_2)^2) \quad , \quad w = -\frac{1}{2N} \sum_{i \neq j} J_{ij} m_i m_j \quad (1)$$

and the entropy

$$S = \sum_i s_0(m_i) - \frac{N}{4T^2}(1 - q_2)^2 \quad (2)$$

where $s_0(m) = -\frac{1+m}{2} \ln \frac{1+m}{2} - \frac{1-m}{2} \ln \frac{1-m}{2}$ and where

$$q_k = N^{-1} \sum_i m_i^k \quad (k = 2, 4). \quad (3)$$

The TAP equations, which are given by $G_i \equiv \partial G / \partial m_i = 0$, determine the N magnetizations m_i .

As shown by the present author [3, 4] the m_i have to satisfy the two convergence criteria

$$c_1 \equiv T^2 - 1 + 2q_2 - q_4 > 0, \quad c_2 \equiv T^2 - 2q_2 + 2q_4 > 0. \quad (4)$$

Criterion c_1 is generally accepted and is related to the de Almeida Thouless condition [5] for the SK solution. Criterion c_2 is controversial [6, 7].

These criteria are of some importance for the present work. They result from an application of a theorem of Pastur [8], which requires the in-dependency of the variables m_i from the bonds J_{ij} . For a Gibbs potential, it are indeed these magnetizations m_i , which are the free and independent variables. Note, that for every thermodynamic stability analysis one has to study the influence of *all possible m_i values including the J_{ij} independent values*. This requirement is also essential for the integration procedure used in this work. Thus the application

of the theorem of Pastur is justified (Compare [10]) and $c_2 > 0$ is a necessary (but probably not sufficient [11]) convergence condition for the expansion [3].

Further support for validity of both criteria result from the fact, that they are necessary to prove the positiveness of the entropy $S(T, m_i)$ [9]. Simple examples leading to a negative entropy, if $c_2 < 0$, can easily be constructed (see [12].) Consequences of the criteria (4) to the T -dependence of q_2 and q_4 has been presented in [13].

The present approach is related to the studies [7, 14, 15] of the complexity

$$\Sigma(T, \Omega) = N^{-1} \log \mathcal{N}(T, \Omega) \quad (5)$$

which describes the extensive number \mathcal{N} of solutions of TAP equations G_i

$$\mathcal{N}(T, \Omega) = \int_{-1}^1 \prod_i dm_i \delta(G_i) \mathcal{C}(\Omega) |\det \partial G_i / \partial m_j|. \quad (6)$$

Constraints are considered in the term $\mathcal{C}(\Omega)$ which is chosen in this work as

$$\mathcal{C} = \delta(q_2 - \frac{1}{N} \sum_i m_i^2) \delta(q_4 - \frac{1}{N} \sum_i m_i^4) \delta(w - \frac{1}{2N} \sum_{i,j} m_i J_{ij} m_j) \quad (7)$$

and the set of constrained variables is $\Omega = \{q_2, q_4, w\}$. The inclusion of q_4 is new, but is essential to take into account the restrictions due to the criteria (4). Note that q_4 is a sum of single particle terms and the modifications due to such terms are simple. The use of w instead of the Gibbs potential is technical and simplifies the calculation.

Following the previous work [7, 14, 15] and adopting the notation of [15] the calculation of the complexity leads to

$$\Sigma(T) = \Sigma_0(\Omega) + \log \int dm e^{\mathcal{L}(\Omega, m)} \quad (8)$$

where

$$\Sigma_0(\Omega) = -\lambda q_2 - \mu q_4 - \Delta(1 - q_2) - \frac{\Delta^2}{2\beta^2} - \frac{1}{2} \log(2\pi\beta^2 q_2) + \frac{\beta^2 u^2 q_2^2}{4} \quad (9)$$

$$\mathcal{L}(\Omega, m) = \lambda m^2 + \mu m^4 - \frac{[\tanh^{-1}(m) - \Delta m]^2}{2\beta^2 q_2} - \log(1 - m^2) \quad (10)$$

The variables λ, Δ, μ, u enter via the Fourier representations of the δ -functions in the calculation. In the limit $N \rightarrow \infty$ steepest decent methods are applied. The stationary of $\Sigma(T)$ with respect to λ, Δ, μ, u leads to

$$q_2 = \langle m^2 \rangle, \quad q_4 = \langle m^4 \rangle \quad (11)$$

$$\beta w = -\frac{\beta^2}{2} u q_2^2 - q_2 \Delta - \beta^2 q_2 (1 - q_2) \quad (12)$$

$$\Delta = -\frac{\beta^2}{2} (1 - q_2) + \frac{1}{2q_2} \langle m \tanh^{-1}(m) \rangle - \frac{\beta^2}{2} u q_2 \quad (13)$$

with

$$\langle \langle F(m) \rangle \rangle = \frac{1}{\int dm e^{\mathcal{L}(\Omega, m)}} \int dm F(m) e^{\mathcal{L}(\Omega, m)}. \quad (14)$$

The set of Eqs.(8-13) correspond to the Eqs.(56-61) of [15] with the replacements $f \rightarrow w, \phi_0 \rightarrow 0, B \rightarrow 0$ and the additional terms proportional to μ resulting from the inclusion of q_4 . The apparent differences of Eq.(9) and Eq.(56) of [15] result from a simplification using Eq.(12). Setting $B = 0$ corresponds to an exclusion of a none physical solution. For more details of the calculation and for the performed approximations it is referred to the previous work [7, 14, 15].

Note, however, that long as q_2 and q_4 satisfy the criteria (4) the value of the *determinant* $\det(\partial G_i / \partial m_j)$ in Eq.(6) is *always positive*. All previous work disregards the modulus with not completely satisfying arguments.

As first application the pioneer work [14] on the total complexity $\Sigma_{tot}(T)$ is reanalyzed, which describes the total number of TAP states. Setting $u = 0$ in Eqs.(8-13) the resulting equations determine the complexity $\Sigma(T; q_2, q_4)$ for fixed values of q_2 and q_4 . These equations are numerical investigated for all possible values of q_2, q_4 and for all temperatures $T < 1$.

As example $\Sigma(T = .4; q_2, q_4)$ is plotted in the $q_2 - q_4$ plane in Fig.1. The region of allowed $q_2 - q_4$ values is restricted by $q_2^2 \leq q_4 \leq q_2$ and by the criteria (4). The cyan and the red boundaries represent the lines $c_1 = 0$ and $c_2 = 0$, respectively. The physical relevant region $c_2 > 0$ is above the red borderline. The region below the red line with $c_2 < 0$ has no physical significance.

The absolute maximum of $\Sigma(T; q_2, q_4)$ in the $q_2 - q_4$ plane, representing $\Sigma_{tot}(T)$, can generally be located in

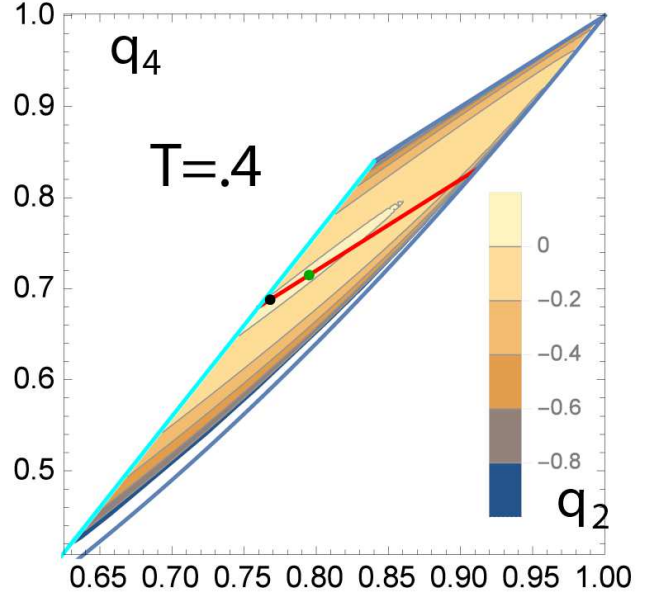


FIG. 1: **Contour-plot of the complexity $\Sigma(T; q_2, q_4)$ at $T = .4$** : The cyan and the red boundaries represent the lines $c_1 = 0$ and $c_2 = 0$. The region above the red line is the relevant area with $c_2 > 0$. The maximum value represents the total complexity $\Sigma_{tot}(T = .4)$ and its position is indicated by the green dot. The black dot indicates the position of g_0 .

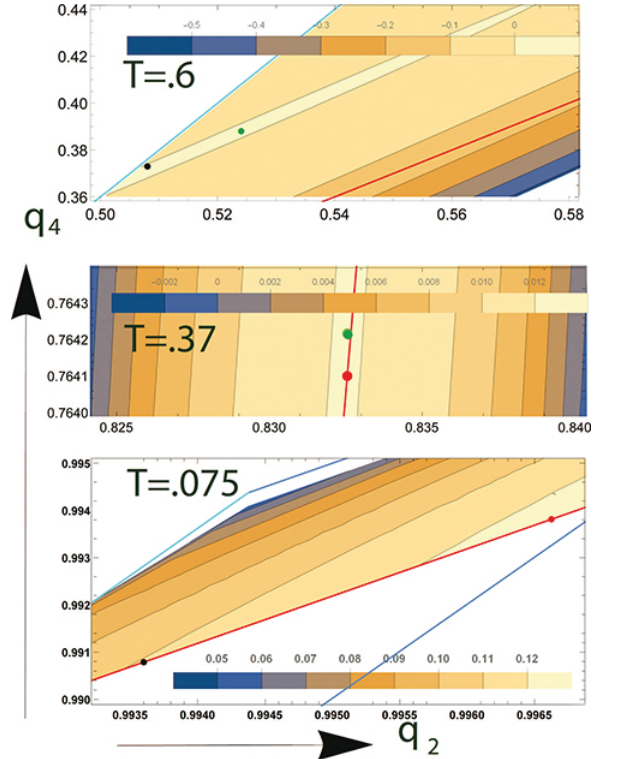


FIG. 2: **Contour-plot of the complexity $\Sigma(T; q_2, q_4)$ far above, near and far below the critical temperature $T_1 = .367$** : Red Dots mark boundary maxima and green dots denote maxima in the interior (compatible with both criteria (4)). Black dots indicate the position of g_0

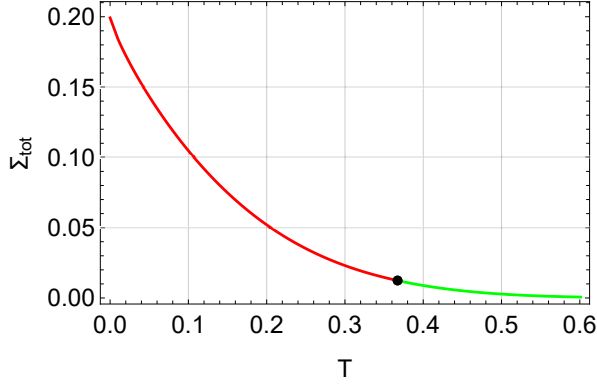


FIG. 3: **Total complexity $\Sigma_{tot}(T)$ versus temperature T** : The red branch result from maxima on the boundary ($T < T_1$) and the green branch result from internal maxima ($T > T_1$). The black dot marks the critical point. (For $T > .6$ the approximative expansion of [14] is very accurate.)

the interior or on the boundary of the relevant region. For temperatures $T \geq T_1$ the maximum is within the region and for $T \leq T_1$ the maximum is located on the boundary $c_2 = 0$. The numerical value of the critical temperature T_1 is given by

$$T_1 = .367 \quad . \quad (15)$$

The coordinates of the maxima are determined by $\mu = 0$ and by $\partial\Sigma/\partial q_2 = 0$ or by $c_2 = 0$. At T_1 the internal maximum coincides with the boundary maximum.

In addition to Fig.1, which gives an overview, some details are presented in Fig.2 for $T = .6$, for $T = .37$ and for $T = .075$. The internal maxima and the boundary maxima are marked by a green and red dots, respectively. (On the scale of Fig. 1 these two minima are not separated.)

$\Sigma_{tot}(T)$ has two branches Σ^i and Σ^b resulting from the two different maxima. Fig.3 shows the T dependence of these branches. Both have continuations from T_1 to the irrelevant temperatures regions. The difference of their extremal values is of the order of 10^{-4} according to Fig.4.

The quantity characteristic for the transition is c_2^i , the c_2 for the internal maxima, which tends to zero for $T \rightarrow T_1$ from above. Via the inclusion of q_4 this relevant variable enters in the theory. Previous work does not include this variable and it is natural, that the present results have not been found earlier.

In this context it should be pointed out that the results for $\Sigma_{tot}(T)$ are identical to the results of Bray and Moore [14] for $T \geq T_1$ and similar for $T \leq T_1$. However, the interpretations and conclusions differ considerably.

The presented results are new and have the important consequence that *nearly all TAP solutions are marginal stable for temperatures near and below T_1* [16]. This conclusion is based on the exponential increase of the total number of TAP solutions and the fact, that the marginal

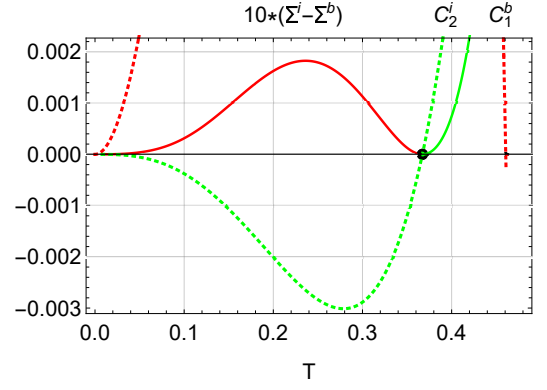


FIG. 4: **Separation of the extrema** : Plotted is the difference of the internal maximum Σ^i to the boundary maximum Σ^b (red and green full lines). The corresponding criteria c_2^i and c_1^b are represented by dotted red and green lines.

stability implies a vanishing eigenvalue of the Hessian and a divergence of a mode of the susceptibility matrix [3]. Thus the system is critical for all these temperatures. Recalling that critical slowing down is a general feature of critical systems, the marginal stability gives an explanation for the slow dynamics found generally for spin glasses.

The calculation includes the non physical regime with $c_1 > 0$ but with $c_2 < 0$. Note that the numerical results are nearly independent of the sign of c_2 . The interpretation of the results, however, is more transparent and natural, if one accepts that $c_2 > 0$ is a necessary condition.

Let us present some additional conclusions resulting from the present approach. Averages (14) performed with the extremal values of the parameters represent an average over all TAP states. According to Eqs.(1) and (2) these 'white' averages for the Gibbs potential g_{av} and the energy u_{av} per spin are given by

$$g_{av} = \hat{w} - \frac{\beta}{4}(1 - \hat{q}_2)^2 - T\langle\langle s_0(m) \rangle\rangle_{ex} \quad (16)$$

and by

$$u_{av} = \hat{w} - \frac{\beta}{2}(1 - \hat{q}_2)^2$$

where \hat{q}_2 and \hat{w} and $\langle\langle \dots \rangle\rangle_{ex}$ denotes the extremal values of q_2 and w and the white averages, respectively.

The temperature dependence for $T \leq 1$ of g_{av} and of u_{av} is plotted in Fig.5 and in Fig.6, respectively. The strange increase of u_{av} with decreasing T results from the fast increasing number of TAP solutions with high energies. These white averages have therefore no physical significance or any relevance for low temperatures.

An interesting alternative is the averaging, which leads to the lowest value g_0 of the Gibbs potential consistent with both, the existence of TAP solutions and the validity of the criteria(4).

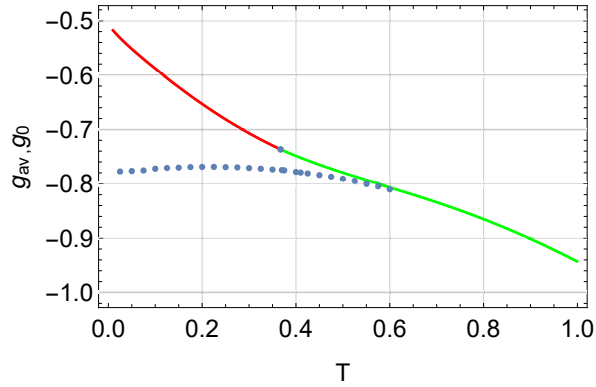


FIG. 5: **Gibbs potential:** T -dependence of g_{av} (full lines) and g_0 (dots).

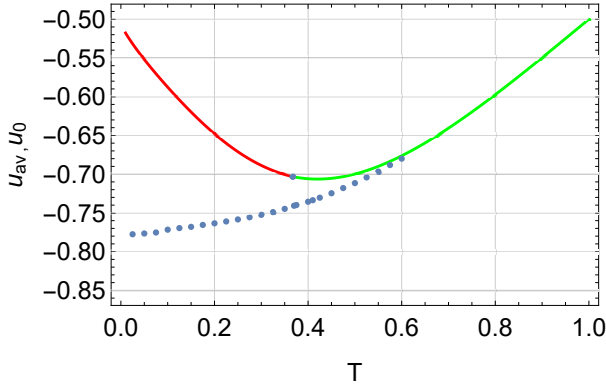


FIG. 6: **Energy:** T -dependence of u_{av} (full lines) and u_0 (dots).

To attack this problem the complete set of Eqs.(8-13) and $g = w - \beta/4(1-q_2)^2 - T\langle\langle s_0(m) \rangle\rangle$ is needed. Keeping q_2, q_4 and u constant the parameters λ, Δ , and μ are determined numerically with Eqs.(11) and (12). Repeating this procedure for all possible values of q_2, q_4 and u the dependence of the complexity Σ and of w on these quantities is obtained according to Eq.(9) and Eq.(12), respectively. The setting $\Sigma = 0$ ensures at least the presence of one TAP state in the thermodynamic limit $N \rightarrow \infty$. Finally the minimum g_0 of the Gibbs potential is determined in the region of allowed values of q_2 and q_4 .

The resulting g_0 and the corresponding energy u_0 are plotted in Fig.5 and in Fig.6, respectively. Both quanti-

ties exhibits the expected temperature dependence and are similar to the results of the replica approach [17]. This is remarkable as both approaches use different averages. A second interesting point is the fact that the location of g_0 is again on the boundary $c_2 = 0$. (Compare Fig.1 and Fig.2.)

This fact is again an indication for the relevance of criterion $c_2 > 0$.

I acknowledge helpful discussions with Nicola Kistler and Jan Plefka

* email:plefka@web.de

- [1] D. Sherrington and S. Kirkpatrick, Phys. Rev. Lett. **35**, 1792 (1975).
- [2] D. J. Thouless, P. W. Anderson, and R. G. Palmer, Phil. Mag. **35**, 593–601 (1977).
- [3] T. Plefka, J. Phys. A **15**, 1971 (1982).
- [4] T. Plefka, Europhys. Lett. (EPL) **58**, 892 (2002).
- [5] J R L de Almeida and D J Thouless, J. Phys. A **11**, 983 (1978).
- [6] J C Owen, J. Phys. C **15**, L1071 (1982).
- [7] T. Aspelmeier, A. J. Bray, and M. A. Moore, Phys. Rev. Lett. **92**, 087203 (2004).
- [8] L A Pastur, Russ. Math. Surveys **28**, 1 (1974).
- [9] T. Plefka, Phys. Lett. **90A**, 262 (1982).
- [10] Owen [6] investigates a different question, as he considers m_i , which depend on the J_{ij} via the TAP equations and the Pastur Theorem can not be applied. There is no disagreement to [3], which investigates the Gibbs potential with free and independent m_i . Moreover, it is generally impossible to conclude anything on the convergence of a series from a partial resummation, as done in [6].
- [11] Kistler N (2018), private communication
- [12] Consider a special set with $m_i^2 = 1 - T$, which implies $c_1 = 0$ and $c_2 = T(3T - 2)$. For $T < 2/3$ condition c_2 is violated. The entropy is given by $S/N = s_0(\sqrt{1-T}) - 1/4$, which is negative for all temperatures smaller than 0.256.
- [13] T. Plefka, J. Phys. A **15**, L251 (1982).
- [14] A J Bray and M A Moore, J. Phys. C **13**, L469 (1980).
- [15] A Cavagna, I Giardinà, G Parisi, and M Mezard, J. Phys. A **36**, 1175 (2003).
- [16] Mainly based on intensive numerical simulations marginal stable TAP states have recently be claimed by T. Aspelmeier and M.J. Moore, cond-mat/1905.08528 (2019). See also [7].
- [17] A Crisanti and T Rizzo, Phys. Rev. E **65**, 046137 (2002)