



in these two phases of graphene in the quantum Hall regime.

In this paper we use exact diagonalization of small systems in the spherical geometry to study the skyrmion physics. Indeed it is known that the formation of skyrmions in usual SU(2) systems has very simple observable consequences in this geometry. We show that in the SU(4) case there are no low-energy states beyond those associated with skyrmions generalized to 4 flavor case. This is established by formulating counting rules for quantum skyrmion states. We next add anisotropic terms breaking the valley symmetry that are induced by lattice-scale physics. They can be written in a simple form which is parameterized by only two unknown quantities : in addition to an overall strength of the anisotropies we use an angle whose variation allows to study both AF and F phases.

In the case of filling factor  $\nu = -1$  we investigate in detail the electron skyrmion since its hole counterpart does not feel the anisotropies. We find that it is always of infinite size since the ground state has always zero total angular momentum and hence is delocalized over the whole sphere. In the F phase it is also fully spin polarized but valley totally unpolarized. On the contrary in the AF phase it undergoes progressive magnetization when increasing the Zeeman energy. In the case of  $\nu = 0$  the skyrmion ground state in both phases F and AF prefers to have the maximum angular momentum along the skyrmion branch of states meaning that it is of smallest possible spatial extent. Again in the F phase it is fully polarized in spin and valley unpolarized while the AF phase also has progressive magnetization and also no valley polarization.

In both cases the specific feature of these SU(4) skyrmions is that the magnetization process is determined by the energy splitting entirely due to anisotropies within a single orbital multiplet :  $L = 0$  in the case of  $\nu = \pm 1$  or  $L = L_{max}$  for  $\nu = 0$ . This splitting is ruled by the anisotropy energy scale and not by the Coulomb energy scale. Hence it is a competition between Zeeman effect and anisotropies which governs skyrmion physics.

In section II we recall some relevant facts about monolayer graphene under a magnetic field and the anisotropies important to the physics of the central zero-energy Landau level. In section III we discuss the physics of SU(2) skyrmions in the sphere geometry. In section III we concentrate on the filling factors  $\nu = \pm 1$ . Section IV is devoted to the filling  $\nu = 0$ . Finally section V contains our conclusions.

## II. QHE IN MONOLAYER GRAPHENE AND SYMMETRIES

When monolayer graphene is subjected to a perpendicular magnetic field  $B$  there is formation of Landau levels which have a simple form close to neutrality :

$$E_{ns} = \text{sgn}(n) \frac{\hbar v_F \sqrt{2}}{\ell_B} \sqrt{|n|} - \frac{1}{2} g_L \mu_B B s, \quad (1)$$

where  $n$  is an integer (positive or negative), the electronic spin is  $s = \pm 1$ , the magnetic length is given by  $\ell_B = \sqrt{\hbar c / eB}$ ,  $v_F$  is the velocity at the Dirac point,  $\mu_B$  the Bohr magneton, and the Landé factor  $g_L = 2$ . There is an additional twofold degeneracy due to the two valleys  $K$  and  $K'$ . Electric neutrality of the graphene layer corresponds to half-filling of the zero-energy Landau level with  $n = 0$  in Eq.(1). If we neglect the Zeeman energy  $g_L \mu_B B$  there is a fourfold degeneracy. Simple band filling of these Landau levels leads to the prediction of integer quantum Hall effect (IQHE) with Hall conductance :

$$\sigma_{xy} = (4p + 2) \frac{e^2}{h}, \quad (2)$$

with  $p$  positive or negative so IQHE occurs at filling factors  $\nu = \pm 2, \pm 6, \pm 10, \dots$ . Experiments on high-quality samples have revealed that in fact IQHE occurs at *all* integer filling factors including the special  $\nu = 0$  state. The states at fillings  $\nu = \pm 1, 0$  all correspond to some occurrence of quantum Hall ferromagnetism and are the subject of our study. We thus concentrate on the Fock space spanned by the orbital  $n = 0$  set of states in the limit of negligible Landau level mixing. Coulomb interactions between electrons is the essential ingredient for quantum Hall ferromagnetism. It is invariant under SU(2) spin rotations but in fact there is a larger SU(4) invariance under unitary transformations in the four-dimensional space spanned by the spin and valley degrees of freedom. So the Hamiltonian we consider contains at least Coulomb interactions and Zeeman energy :

$$\mathcal{H}_0 = \sum_{i < j} \frac{e^2}{\epsilon |\mathbf{r}_i - \mathbf{r}_j|} + \epsilon_Z \sum_i \sigma_i^z, \quad (3)$$

where in the Zeeman term we have used the Pauli matrix  $\sigma_z$  in spin space and  $\epsilon_Z = g_L \mu_B B / 2$ . This symmetry however is only approximate and notably the fate of the ground states at  $\nu = 0$  depends on details of the graphene system beyond this simple symmetric treatment. The short-distance behavior of Coulomb interactions as well as

electron-phonon interactions breaks down SU(4) in a way that can plausibly be modeled by a simple local effective Hamiltonian as proposed notably by Kharitonov<sup>51,52</sup>:

$$\mathcal{H}_{aniso} = \sum_{i<j} (g_{\perp}(\tau_i^x \tau_j^x + \tau_i^y \tau_j^y) + g_z \tau_i^z \tau_j^z) \delta^{(2)}(\mathbf{r}_i - \mathbf{r}_j), \quad (4)$$

where the  $\tau^{\alpha}$  Pauli matrices operate in valley space. The model we consider is given by the total Hamiltonian  $\mathcal{H}_0 + \mathcal{H}_{aniso}$ . There is a U(1) symmetry due to rotations around the isospin  $z$  axis leading to conservation of the  $z$  component of isospin  $T_z$ . In the absence of Zeeman energy there is complete SU(2) spin symmetry which is broken down to U(1) spin rotation around  $z$  axis with generator  $S^z$  for nonzero Landé factor. The parameters  $g_{\perp}, g_z$  are not precisely known but the associated energy scale is likely to be larger than the Zeeman energy in graphene samples. This energy scale is nevertheless smaller than the Coulomb energy scale. The main evidence for the role of anisotropies is the presence of a phase transition in the conductance observed when tilting the applied magnetic field<sup>56,58</sup>. It is convenient to parameterize the two coefficients  $g_{\perp,z}$  with an angular variable  $\theta$  :

$$g_{\perp} = g \cos \theta, \quad g_z = g \sin \theta. \quad (5)$$

in addition to an overall strength  $g$  which we take as positive. We next define a dimensionless strength of the anisotropies by using the Coulomb energy scale as a reference point :

$$\tilde{g} = (g/\ell_B^2)/(e^2/(\epsilon\ell_B)) \quad (6)$$

It is also convenient to translate the parameters  $g_{\perp,z}$  into separate energy scales :

$$u_{\perp} = \frac{g_{\perp}}{2\pi\ell_B^2}, \quad u_z = \frac{g_z}{2\pi\ell_B^2}. \quad (7)$$

Experimental evidence suggests that the energy scale  $g/\ell_B^2$  is small compared to the typical Coulomb energy  $e^2/(\epsilon\ell_B)$  so the effect of anisotropies should be seen as a small perturbation that lifts SU(4) degeneracies. Notably it selects the  $\nu = 0$  ground state among several possibilities. Let us follow the quantum Hall ferromagnetism approach<sup>1,50-52</sup> to describe the filling factor  $\nu = 0$ . We have to find two orthogonal vectors  $\phi_1$  and  $\phi_2$  in the four-dimensional space spanned by  $\{|K \uparrow\rangle, |K \downarrow\rangle, |K' \uparrow\rangle, |K' \downarrow\rangle\}$  and fill exactly all orbital indices denoted by  $m$  :

$$|\Psi_0\rangle = \prod_m c_{m\phi_1}^{\dagger} c_{m\phi_2}^{\dagger} |0\rangle, \quad (8)$$

If we neglect Landau level mixing then these states, for any choice of the pair  $\phi_1, \phi_2$ , are exact eigenstates of the fully SU(4) symmetric Coulomb interaction. It is likely that they are even exact ground states as observed numerically on small systems<sup>53</sup>. Adding anisotropies that break the full SU(4) symmetry lifts this degeneracy and leads to the following phases studied in refs.(51-53) :

- the ferromagnetic phase F defined by  $\phi_1 = |K \uparrow\rangle, \phi_2 = |K' \uparrow\rangle$  which is stabilized in the range  $-\pi/4 < \theta < +\pi/2$
- the antiferromagnetic phase AF with  $\phi_1 = |K \uparrow\rangle, \phi_2 = |K' \downarrow\rangle$  preferred in the range  $\pi/2 < \theta < 3\pi/4$ . Note that this state is an antiferromagnet both in spin space and in valley space.
- the Kékulé state (KD) with  $\phi_1 = |\mathbf{n} \uparrow\rangle, \phi_2 = |\mathbf{n} \downarrow\rangle$  where  $\mathbf{n}$  is a vector lying in the XY plane of the Bloch sphere for valley degrees of freedom :  $\mathbf{n} = (|K\rangle + e^{i\phi}|K'\rangle)/\sqrt{2}$  where  $\phi$  is an arbitrary angle in the XY plane. This state is a spin singlet but a XY valley ferromagnet. It is preferred in the range  $3\pi/4 < \theta < 5\pi/4$ .
- the charge density wave state (CDW) defined by  $\phi_1 = |K \uparrow\rangle, \phi_2 = |K \downarrow\rangle$ . This state is a spin singlet but a valley ferromagnet. Since the valley index coincides with the sublattice index in the central Landau level, this state has all the charge density on one sublattice and would be favored by a substrate breaking explicitly the sublattice symmetry like hexagonal boron nitride. It requires the range  $5\pi/4 < \theta < 7\pi/4$  as it is stabilized by negative valley interactions along  $z$  direction.

This description is strictly valid in the absence of Zeeman energy. Notably when the Landé factor is not zero the AF phase undergoes spin canting : for small Zeeman energy it is energetically more favorable to have the spins lying in the plane orthogonal to the direction of the field and almost antiparallel, both having a small component aligned with the field. Increasing the Zeeman energy leads to an increased component in the field direction up to full saturation where we recover the F phase. A mean-field calculation leads to an approximate state described by  $\phi_1 = |K, \mathbf{s}_+\rangle, \phi_2 = |K', \mathbf{s}_-\rangle$

with the spin states on the Bloch sphere coordinates are given by  $\mathbf{s}_\pm = (\pm \sin \alpha \cos \beta, \pm \sin \alpha \sin \beta, \cos \alpha)$  where  $\beta$  is an arbitrary angle in the XY plane of the spin Bloch sphere and  $\alpha$  is the canting angle determined by the competition between Zeeman energy and anisotropies  $\cos \alpha = \epsilon_Z / (2|u_\perp|)$ . This is the so-called canted antiferromagnetic phase (CAF). Negligible Zeeman energy leads to the pure AF phase while large Zeeman energy realized by tilting the field leads to the limit  $\alpha \rightarrow \pi/2$  : the two spins become aligned and we are in the ferromagnetic phase. The transition observed experimentally in the conductance of the samples of ref.(56) is attributed to this CAF/F transition. Since we discuss the role of Zeeman energy in some detail we will use interchangeably AF and CAF for the antiferromagnetic phase.

There are interesting high-symmetry points in the full Hamiltonian  $\mathcal{H}_0 + \mathcal{H}_{aniso}$ . They are studied in detail in ref.(53). Notably there is a SO(5) symmetry at the boundary  $g_\perp + g_z = 0$  between the AF and the KD phases which unifies antiferromagnetism and Kékulé ordering. In this paper we concentrate on the study of skyrmions only for AF and F phase because these are likely seen in experiments. We note for the future that with a substrate breaking sublattice equivalence (such as hexagonal boron nitride) it is possible to stabilize the KD phase or the CDW phase.

In the case of the filling  $\nu = -1$  the ground state wavefunction is given by :

$$|\Psi_{-1}\rangle = \prod_m c_{m\phi}^\dagger |0\rangle, \quad (9)$$

where  $\phi$  is any spinor and the sum over orbital indices  $m$  fills all available states. While this is an exact eigenstate of the SU(4) symmetric Coulomb interactions it is also an exact eigenstate of the anisotropic Hamiltonian Eq.(4) because the wavefunction Eq.(9) vanishes when two particles are at the same point space and the anisotropies are taken to be purely local. It means that the degeneracy in the choice of  $\phi$  is not lifted by the simple model we use. This ambiguity persists for quasihole state that are created from  $\nu = -1$  by adding extra flux. Since the state is even less dense than Eq.(9) its wavefunction still vanishes when particle positions coincides. However the electron skyrmion which is more dense is sensitive to anisotropies and its fate will be studied in section IV. A lattice model like the one studied in Ref.(59) may be necessary to pinpoint the true nature of the ground state at  $\nu = -1$ . Since the anisotropies described by Eq.(4) will change the nature of the electron skyrmion for  $\nu = -1$  we will refer to the range  $\pi/2 < \theta < 3\pi/4$  as the AF phase and  $-\pi/4 < \theta < +\pi/2$  as the F phase even for  $\nu = \pm 1$ .

### III. SU(2) SKYRMIONS AND THE SPHERICAL GEOMETRY

In this section we recall basic facts about SU(2) Skyrmions as studied in the spherical geometry. We consider electrons with spin 1/2 interacting through the spin-symmetric Coulomb interaction and no anisotropies in spin space. This means that the Hamiltonian is given by Eq.(3) i.e. it is just  $\mathcal{H}_0$ . If there are  $N_\phi$  flux quanta through the sphere then  $\nu = 1$  filling of the lowest Landau level requires  $N = N_\phi + 1$  electrons and in the absence of Zeeman energy the corresponding wavefunction is given by a Slater determinant :

$$|\Psi_{\nu=1}\rangle = \prod_M c_{M\chi}^\dagger |0\rangle, \quad (10)$$

where all orbital states are occupied  $M = -S, \dots, +S$  where  $N_\phi = 2S$  and  $|\chi\rangle$  is *any* spin state. The one-body states indexed by integer or half-integer  $M$  are given by :

$$\Phi_M^{(S)} = \sqrt{\frac{N_\phi + 1}{4\pi}} \binom{N_\phi}{S - M} u^{S+M} v^{S-M}, \quad u = \cos \frac{\psi}{2} e^{-i\eta/2}, v = \sin \frac{\psi}{2} e^{i\eta/2}, \quad (11)$$

where  $\psi, \eta$  are spherical coordinates and the number of flux quanta through the sphere  $N_\phi = 2S$  is an integer. One-body states are eigenstates of the orbital angular momentum and so many-body states can also be classified with total angular momentum since Coulomb interactions and local anisotropies translate into rotationally-invariant interactions on the sphere. The state wavefunction Eq.(10) is an orbital singlet  $L_{tot} = 0$  and a ferromagnetic multiplet of maximal total spin since the state is totally spin-symmetric. From this fiducial state one can now add or remove one electron to obtain an entity carrying charge. A Hartree-Fock approximation is simply to remove one electron from wavefunction Eq.(10) or to add an electron with a spin state  $\chi'$  orthogonal to  $\chi$  and in any orbital state. Indeed the ground states are no longer exactly given by a simple Slater determinant.

It has been discovered numerically<sup>9,10</sup> that the ground state becomes a spin and orbital singlet when changing by one unit the number of charges in the system. In addition to a  $L_{tot} = S_{tot} = 0$  ground state there is a low-lying well-defined branch of states that have equal spin and orbital momentum  $L = S$  that rises up to  $L = S = N_\phi/2$ . It is well isolated from higher-lying states : see Fig.(1) for a typical spectrum in the absence of Zeeman energy. The

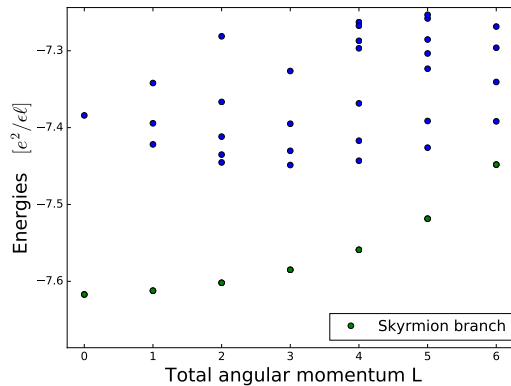


FIG. 1: Energy spectrum of 12 electrons on a sphere with  $N_\phi = 12$  flux quanta and zero Zeeman energy, leading to the formation of a  $SU(2)$  hole skyrmion. Energies are plotted as a function of total orbital angular momentum. There is a well-defined branch of low-lying states extending from  $L = 0$  up to  $L = N_\phi/2$  of states having  $L = S$  that are interpreted as skyrmion states (green dots). The ground state at  $L = 0$  is also a spin singlet state which is delocalized on the whole sphere. The highest-lying state with  $L = N_\phi/2 = 6$  of the skyrmion branch is the fully polarized hole.

end of this skyrmion branch is reached for  $L = N_\phi/2$  by the fully polarized hole state whose exact wavefunction can be obtained by removing one creation operator in the wavefunction Eq.(10). This skyrmion branch is the finite-size translation of the skyrmion spin texture described by the nonlinear sigma model<sup>11,12</sup>. The shape of the branch is a reflection of interaction potential between electrons. Indeed by using a hard-core interaction between same-spin electrons it becomes perfectly flat.

It is convenient to introduce the number of overturned spins  $K$  with respect to the fully polarized case by  $L = S = N_\phi/2 - K$  :  $K$  increases monotonically as we go along the skyrmion branch starting from the polarized hole with  $K = 0$ . The ground state with  $L = 0$  is fully delocalized on the sphere and corresponds to a skyrmion of infinite size in the thermodynamic limit. It is reached for larger and larger  $K$  as the number of particles grows. The exponential growth of the Fock space with the number of particles severely limits the sizes that can be reached by exact diagonalization. It means we can study only skyrmions with a small number of overturned spins. To overcome this problem it is also possible to use trial wavefunctions in Hartree-Fock calculations. They can be written in the disk geometry as follows :

$$|\Psi_h\rangle = \prod_{m=0}^{\infty} (u_m c_{m\uparrow}^\dagger + v_m c_{m+1\downarrow}^\dagger) |0\rangle \quad (12)$$

where the one-body states indexed by a positive integer  $m$  are the symmetric gauge lowest Landau level eigenstates :

$$\phi_m(z) = \frac{z^m}{\sqrt{2\pi} 2^m m!} \exp(-|z|^2/4\ell_B^2), \quad (13)$$

where we have defined the complex planar coordinate  $z = x + iy$  and  $m \geq 0$  is a positive integer. The coefficients  $u_m$  and  $v_m$  are variational parameters.

The magnetization process of the skyrmion involves both spin and orbital angular momentum. In the absence of the Zeeman term the ground state is the  $L = 0$  member of the skyrmion branch. This describes a state with no characteristic length scale it is delocalized over all the sphere and corresponds to a skyrmion of infinite size. With finite Zeeman coupling all higher-lying states along the skyrmion branch are split according to their spin value : since for a finite system there are finite energy separations between these states there will be a succession of level crossings when states with increasing spin become the ground state in the presence of the Zeeman effect. The magnetization curve is then a staircase as a function of the applied field  $B$ . The critical fields are defined through :

$$g_L \mu_B B_{crit}^{(N/2-K)} = E_{L=K+1} - E_{L=K}. \quad (14)$$

See e.g. Fig.(2) where we plot the number of overturned spins  $K$  with respect to the fully saturated case. It is only beyond some critical field that the ground state becomes fully magnetized when a state from the multiplet with  $L = N_\phi/2$  becomes the ground state. If we apply the Hartree-Fock (HF) method to the state Eq.(12) along the lines of refs.(14,15,32,33,41) we obtain another approximation to the skyrmion state and thus of the magnetization curve. In

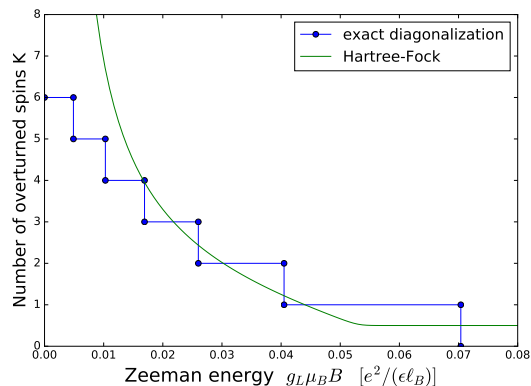


FIG. 2: The number of overturned spins in a SU(2) hole skyrmion as a function of Zeeman energy. The blue steps indicate the level crossings as observed by exact diagonalization of  $N = 12$  electrons on a sphere with  $N_\phi = 12$ . The green curve comes from a Hartree-Fock calculation with the variational state Eq.(12). A finite Zeeman energy is required to fully polarize the system.

Fig.(2) we have plotted the HF result in addition to the curve extracted from exact diagonalization with 12 electrons on a sphere. We recover the typical skyrmion spin flip of  $K \approx 3$  when  $g_L \mu_B B \approx 0.015 e^2 / (\epsilon l_B)$  in GaAs systems. The various approaches to the skyrmion properties have been compared in ref.(13). It is important to note that the Coulomb interaction is responsible for the shape of the skyrmion branch and there is a competition between this effect and the Zeeman energy to determine the skyrmion profile. This simple picture will break down in the SU(4) case as we discuss in the following.

#### IV. SKYRMIONS AT $\nu = \pm 1$

If we first neglect anisotropies we can make exact statements about SU(4) skyrmions at filling factor  $\nu = -1$  and its particle-hole partner filling  $\nu = +1$ . Indeed if we consider exact eigenstates of the SU(2) symmetric situation without Zeeman coupling, these states can be embedded in the larger Fock space built for four flavors and since Coulomb interactions are fully SU(4) symmetric these states will remain exact eigenstates. The only characteristic that changes is the degeneracy since one spin flip is exactly equivalent to any flavor flip, only the counting of states is different. So we know that the SU(2) skyrmion states are still present in the SU(4) case. The only question is whether or not intruder states will destroy this picture. This question can be studied by our exact diagonalizations and the answer is simple : there are no new intruder states with SU(4) character beyond the states we know from the SU(2) case. We find that this is valid for the whole skyrmion branch : the picture corresponding to our Fig.(1) is thus exactly the same in the SU(4) case. Only the degeneracies of the states change. There are of course additional new states but they lie at higher energies in the upper part of the spectrum. This is evidence for the correctness of the discussion given in ref.(22). These arguments equally apply to  $\nu = \pm 1$  and  $\nu = 0$ .

According to refs.(7,22) the degeneracies can be computed straightforwardly with Young tableaux. The skyrmion state with largest angular momentum spans an SU(4) irreducible representation (IR) given by one row of  $N_\phi$  boxes :

$$L = N_\phi/2 : \quad \boxed{\phantom{0}} \boxed{\phantom{0}} \cdots \cdots \cdots \boxed{\phantom{0}} \boxed{\phantom{0}} \quad (15)$$

then the neighboring state with  $K = 1$  has one row of  $N_\phi - 1$  boxes and one row of one box :

$$L = N_\phi/2 - 1 : \quad \begin{array}{cccccc} \boxed{\phantom{0}} & \boxed{\phantom{0}} & \cdots & \cdots & \boxed{\phantom{0}} & \boxed{\phantom{0}} \\ \boxed{\phantom{0}} & & & & & \end{array} \quad (16)$$

We move then along the whole skyrmion branch by removing boxes from the upper row and transferring them to the second row :

$$L = N_\phi/2 - 2 : \quad \begin{array}{cccccc} \boxed{\phantom{0}} & \boxed{\phantom{0}} & \cdots & \cdots & \boxed{\phantom{0}} & \boxed{\phantom{0}} \\ \boxed{\phantom{0}} & \boxed{\phantom{0}} & & & & \end{array} \quad (17)$$

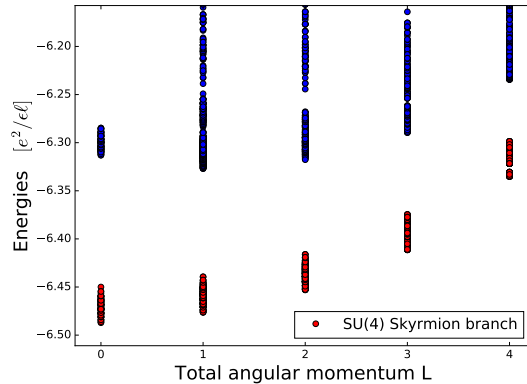


FIG. 3: Energy spectrum of 10 electrons on a sphere with  $N_\phi = 8$  flux quanta and zero Zeeman energy. There is formation of a  $\nu = -1$  electron skyrmion. Energies are plotted as a function of the total angular momentum. The anisotropies are taken to be  $\tilde{g} = 0.1$  and the anisotropy angle is  $\theta = 0.6\pi$  so the system is in the AF phase. All SU(4) multiplets along the skyrmion branch are now split into manifolds of states with an energy splitting scale  $O(\tilde{g})$  (even with a very large anisotropy  $O(1)$  the skyrmion picture is not destroyed). The value  $\tilde{g} = 0.1$  is chosen for readability of the figure, realistic values are likely smaller.

we proceed till there are  $N_\phi/2$  boxes in both rows (we assume  $N_\phi$  even for simplicity, otherwise there is one remaining box).

$$L = 0 : \begin{array}{|c|c|c|c|} \hline & & \cdots & \\ \hline & & \cdots & \\ \hline \end{array} \quad (18)$$

In the SU(2) case we can omit the second row and we just obtain the spin multiplets with  $L = S$ . In the SU(4) case these IRs have dimensions given by :

$$\mathcal{D}(a, b) = \frac{1}{2}(a+1)(b+1)(b+2)(a+b+2)(a+b+3), \quad (19)$$

where  $b$  is the number of columns with two boxes and  $a$  is the number of columns with one box.

We now turn to the role of graphene-specific anisotropies at  $\nu = \pm 1$ . In the absence of the Zeeman term, eigenstates are classified by total angular momentum and spin as in the SU(2) case but the anisotropic Hamiltonian Eq.(4) allows conservation of valley isospin along  $z$  direction. The corresponding isospin  $T_z$  is a good quantum number that we use in our exact diagonalizations in addition to  $L_z$  and  $S_z$ . This is for a generic angle : special values of  $\theta$  in Eq.(4) have more conserved quantities which we don't consider here. As long as the magnitude  $\tilde{g}$  of the anisotropy remains small each state of the skyrmion will have its SU(4) degeneracy lifted but the overall picture remains valid. In Fig.(3) we have plotted the spectrum of a 10-electron system with flux tuned to create an electron skyrmion. The states of the skyrmion branch are now split in a series of multiplets and for small enough anisotropy they still keep the shape we associate to skyrmion states from the SU(2) case. Even for an unrealistically large value of  $g/\ell_B^2 = e^2/(\epsilon\ell_B)$  the skyrmion survives. The effect of anisotropies of Eq.(4) for small  $\tilde{g}$  is simply a first-order perturbation theory lifting the degeneracies between members of a given  $L$  multiplet. The eigenstates with nonzero anisotropies still have good quantum numbers : total spin and also  $T_z$ . But now we have to take into account the fact the magnetization process that takes place when we increase the Zeeman energy is quite different from what happens in the SU(2) discussed in section III. Indeed for each multiplet along the skyrmion branch there are states with all possible values of the spin form  $S = 0$  up to  $S = N/2$ . So each multiplet has its own magnetization curve and thus one has to figure out which multiplet will describe the magnetization process in the thermodynamic limit. An important consequence is that the energy scale of the magnetization curve is set by the anisotropy energies and not by the Coulomb scale :

$$g_L \mu_B B_{crit}^{(S)} = E_{S+1} - E_S = O(g/\ell_B^2). \quad (20)$$

This is due to the fact that all level crossings corresponding to the magnetization process occur within a manifold of states whose degeneracy is lifted solely by non-zero anisotropies.

We now discuss the level ordering in the two phases of interest, AF and F. The situation in the F phase is very simple indeed : for each value of  $L$  the multiplet has a ground state with the maximal spin  $S = N/2$  as can be guessed by the ferromagnetic nature of the anisotropies. As a consequence the maximal spin state with  $L = 0$  will be the

ground state for *all* values of the Zeeman energy. This means that in the F phase the skyrmions are always of infinite size and always fully polarized for all values of the Zeeman field. This is very different from the case of SU(2) skyrmions where the fully polarized quasiparticle is the state which is maximally localized with a size of order  $\ell_B$ . Concerning the valley degrees of freedom the ground state has always the smallest possible value of  $T_z$  i.e.  $T_z = 0$  for N even and  $T_z = 1/2$  for N odd. So the skyrmion is valley unpolarized.

We have checked that this picture is valid deep in the F phase but we cannot track the eigenstates close to the transition point  $\theta = \pi/2$  because there are additional degeneracies due to the enhanced symmetry rendering delicate the convergence of Krylov-subspace methods.

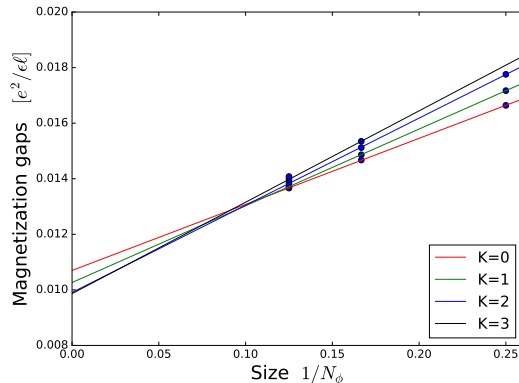


FIG. 4: The gaps between the singlet state and the fully magnetized state for a given  $K$  value as a function of system size. The values are computed in the AF phase with  $\theta = 0.6\pi$  and  $\tilde{g} = 0.1$ . The tentative linear fits given by the straight lines are listed in Table I.

| K | magnetization gap $G(K)$ |
|---|--------------------------|
| 0 | 0.0107                   |
| 1 | 0.0102                   |
| 2 | 0.0099                   |
| 3 | 0.00985                  |

TABLE I: Estimates of the gaps between the spin singlet ground state at fixed  $K$  value and the lowest-lying fully spin polarized state. Gaps are given in units of the Coulomb scale  $e^2/(\epsilon\ell_B)$  and parameters are the same in Fig.(4):  $\theta = 0.6\pi$  and  $\tilde{g} = 0.1$ .

In the AF phase we observe now that the ordering of the multiplets is reversed with respect to the F case and now the ground state at fixed  $L$  has always zero spin. The magnetized states have energies increasing with magnetization at fixed  $L$ . It is convenient to index states along the skyrmion branch again by  $K = N_\phi/2 - L$ ,  $K = 0, 1, \dots$ . For each  $K$  we define the magnetization gap  $G_{N_\phi}(K)$  as the difference in energy between the ground state at this  $K$  and the lowest-lying state which is fully polarized and hence has a spin  $S = N/2$ , however this spin value is now unrelated to  $K$  contrary to SU(2) skyrmions. These gaps are plotted in Fig.(4) as a function of  $N_\phi = 4, 6, 8$  for the accessible values of  $K$ . They converge to a nonzero value in the thermodynamic limit  $G(K)$  which we estimate by linear fits in Table (I). They are expected to be  $O(\tilde{g})$  for small  $\tilde{g}$ . We observe that  $G(K)$  is decreasing monotonously towards a nonzero value with increasing  $K$ . This means that if we consider the effect of the Zeeman splitting the lowest levels will always be those from the  $L = 0$  set of states. In Fig.(5) the Zeeman splitting of the  $L = 0$  and  $L = 1$  states of the largest system we could reach with 12 electrons is displayed. We have taken into account only the lowest lying states with increasing spin and added a Zeeman coupling only to states whose energy decreases with the field for clarity. The lower envelope of the set of curves is entirely due to the states coming from the  $L = 0$  multiplets. It is precisely this envelope that determines the magnetization curve. So the magnetization process is entirely due to the  $L = 0$  multiplet. We plot in Fig.(6) the magnetization process for a system of 10 electrons at  $N_\phi = 8$ . All energy scales are proportional to  $\tilde{g}$  for small  $\tilde{g}$  so with data for  $N_\phi = 4, 6, 8$  this means that the critical Zeeman energy to fully saturate the system is  $\approx 0.05\tilde{g}$  in units of the Coulomb energy. It is important to note that due to the special magnetization process as deduced from Eq.(20) the magnetization curve is proportional to  $\tilde{g}$  (as long as  $\tilde{g} \lesssim 1$ ) so it is universal with respect to the magnitude of the anisotropies. Of course it still depends upon the value of  $\theta$ . The AF skyrmion is thus of infinite size, is valley unpolarized because all relevant states have also the minimal allowed value of  $T_z$  and requires



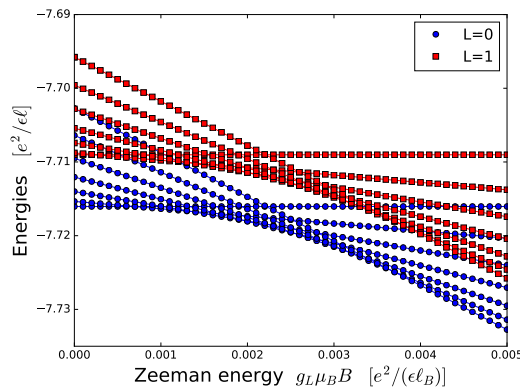


FIG. 5: Evolution of energy levels of a 10-electron system with an electron skyrmion due to Zeeman effect : we have plotted only levels with spin ranging from  $S = 0$  up to the maximal value  $S = N/2$  and for clarity followed only the levels with largest  $S^z$  value of each multiplet : these are the states that have the largest slope as a function of  $B$ . Blue traces belong to the multiplet of states with  $L = 0$  while red traces are coming from the  $L = 1$  multiplet. So the magnetization is always entirely due to the  $L = 0$  states. The envelope of these states determines the magnetization process of the skyrmion. Our finite-size studies show that this is still the case in the thermodynamic limit.

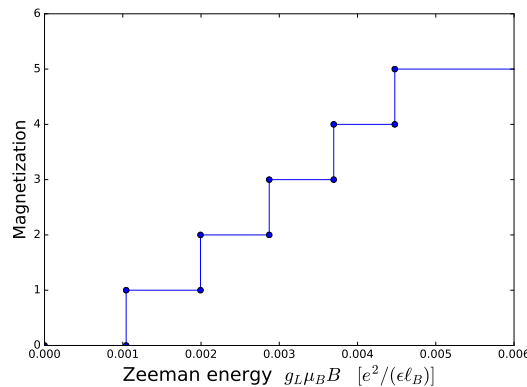


FIG. 6: The magnetization of the set of  $L = 0$  states for the electron skyrmion at  $N_\phi = 8$  in the AF phase with  $\theta = 0.6\pi$  and  $\tilde{g} = 0.1$ . Note that this staircase curve will collapse onto the vertical axis when we reach the F phase for  $\theta = 0.5\pi$ .

a critical Zeeman energy to be fully polarized :

$$g_L \mu_B B_{crit} \approx 0.05(g/\ell_B^2). \quad (21)$$

## V. SKYRMIONS AT $\nu = 0$

We now discuss the fate of the skyrmion excitations at filling factor  $\nu = 0$ . The ground state at  $\nu = 0$  is described by the wavefunction Eq.(8). The corresponding  $SU(4)$  IR is described by a Young tableau with two rows of equal length (when  $N_\phi$  is even). We consider now only the case of the hole skyrmion because for  $\nu = 0$  it is related to the electron skyrmion by particle-hole symmetry. If we want to create a skyrmion the recipe proposed by Ref.(7) is to glue an additional row of boxes describing a full inert shell on top of the Young tableaux describing the skyrmion branch of  $\nu = \pm 1$ . So the member of the branch with maximal  $L$  belongs to the IR :

$$L = N_\phi/2 : \quad \begin{array}{|c|c|c|c|c|c|} \hline & & \cdots & \cdots & & \\ \hline & & \cdots & \cdots & & \\ \hline \end{array} \quad (22)$$

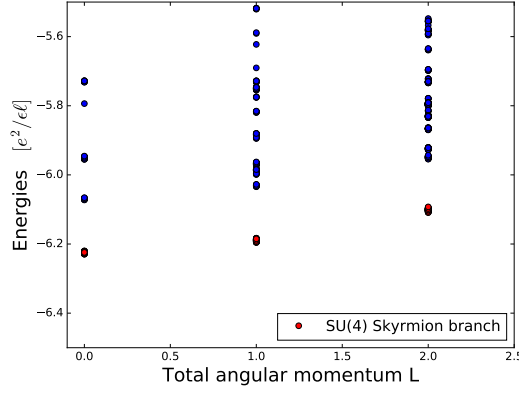


FIG. 7: The  $\nu = 0$  case : Energy spectrum for 9 electrons at  $N_\phi = 4$  on a sphere leading to one hole skyrmion. The corresponding quantum states have  $L = 0, 1, 2$  marked by red dots. The degeneracies are those predicted by standard skyrmion counting extended to four flavors. The eigenvalues are computed in the AF phase with  $\theta = 0.6\pi$  and  $\tilde{g} = 0.01$  (chosen for readability). The important observation is that there are no new states that change the overall picture. All new physics is entirely contained in the multiplet structure of the skyrmion branch. This observation is valid for all values of  $\theta$  in the F and AF phases we explored and up to  $\tilde{g} \lesssim 1$ .

with the  $N_\phi + 1$  boxes in the top row and  $N_\phi$  boxes in the lower row. We now move along the skyrmion branch with decreasing  $L$  by moving boxes from the second row to a third row :

$$L = N_\phi/2 - 1 : \begin{array}{cccccc} & & & \dots & \dots & & & & & \\ & & & \dots & \dots & & & & & \\ & & & \dots & \dots & & & & & \\ & & & & & & & & & \\ & & & & & & & & & \\ & & & & & & & & & \end{array} \quad (23)$$

For a state with  $L = N_\phi - K$  the top row always has  $N_\phi + 1$  boxes the second row has  $N_\phi - K$  boxes and the third row  $K$  boxes. We have checked that the multiplicities of the states we find from our ED calculations are exactly reproduced by the dimension of these IRs. An example spectrum is given in Fig.(7). As in the  $\nu = \pm 1$  case addition of anisotropies lift the degeneracies and does not blur the overall picture for  $\tilde{g}$  up to unity. However we observe a new phenomenon : the ground state of the skyrmion branch does not stay at  $L = 0$  even in the absence of Zeeman energy : see Fig.(8). In fact increasing the strength  $\tilde{g}$  shifts the ground state to larger and larger values of  $L$  at fixed size  $N_\phi$ . This means that the skyrmion has no longer a finite size due to anisotropies in line with the arguments presented in ref.(25). For  $\tilde{g}$  large enough the ground state has the smallest allowed size of order  $\ell_B$  for the maximum  $L$  of the branch. In table (II) and table (III) we give the ground state quantum numbers as a function of  $\tilde{g}$ . This phenomenon happens both in the F and the AF phase. If we plot the critical anisotropies as a function of system size we observe that fixing  $\tilde{g}$  and increasing the system size leads always to the ground state with maximal  $L$  value given by  $N_\phi/2$  : see Fig.(9). Moving towards large system size always leads to a skyrmion state with the maximal value of  $L$ . In the case of the SU(2) skyrmion that would mean complete polarization. Here it is not the case. Indeed the value of  $K$  is now decoupled from the spin value which is determined by the level ordering inside the IR with this maximal  $L$  value.

|             |     |     |     |     |     |     |
|-------------|-----|-----|-----|-----|-----|-----|
| $\tilde{g}$ | 0.1 | 0.2 | 0.3 | 0.4 | 0.5 | 0.6 |
| L           | 0   | 0   | 1   | 1   | 1   | 2   |

TABLE II: The angular momentum of the ground state of a skyrmion state with  $N_\phi = 4$  and  $N = 9$  electrons as a function of anisotropy scale  $\tilde{g}$  for  $\theta = 0.6\pi$ .

So at fixed  $\tilde{g}$  we observe that the system when it is large enough has a localized skyrmion excitation. The magnetization process that takes place now is similar to the case of  $\nu = \pm 1$ . It is the Zeeman splitting of the multiplet  $L = N_\phi/2$  that governs the magnetization. There we find the difference between F and AF phase. In the F case the lowest-lying state at  $L = N_\phi/2$  has maximal spin so the system is always fully polarized : charged excitations are fully polarized quasiparticles. On the contrary in the AF phase there is progressive magnetization with increasing Zeeman energy. It is important to note that due to the multicomponent nature of the system the spatial and the magnetization are no longer coupled, contrary to spin SU(2) skyrmions. To fully spin polarize the skyrmion we estimate that the

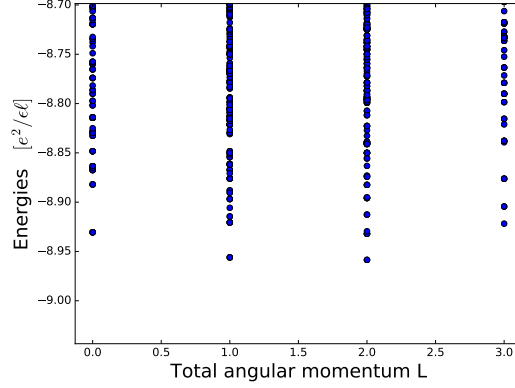


FIG. 8: Lower part of the energy spectrum for 13 electrons at  $N_\phi = 6$  on a sphere leading to one hole skyrmion. The skyrmion states have  $L = 0, 1, 2, 3$ . The eigenvalues are computed in the AF phase with  $\theta = 0.6\pi$  and  $\tilde{g} = 0.3$ . The ground state has no longer  $L = 0$ . Indeed with this choice of anisotropy and size it has orbital angular momentum  $L = 2$  meaning that the skyrmion has now a finite size instead of spreading all over the sphere. This is in the absence of a Zeeman field.

| $\tilde{g}$ | 0.1 | 0.2 | 0.3 | 0.4 | 0.5 | 0.6 |
|-------------|-----|-----|-----|-----|-----|-----|
| L           | 0   | 1   | 2   | 2   | 2   | 3   |

TABLE III: The angular momentum of the ground state of a skyrmion state with  $N_\phi = 6$  and  $N = 13$  electrons as a function of anisotropy scale  $\tilde{g}$  for  $\theta = 0.6\pi$ . If one increases the system size at fixed anisotropy the ground state ends up at  $L = 0$ .

Zeeman energy should be :

$$g_L \mu_B B_{sat} \approx 0.16 \tilde{g} \times (e^2 / (\epsilon \ell_B)) = 0.16 (g / \ell_B^2), \quad (24)$$

for  $\theta = 0.6\pi$ . This value is approximately three times higher than in the case of the  $\nu = -1$  electron skyrmion.

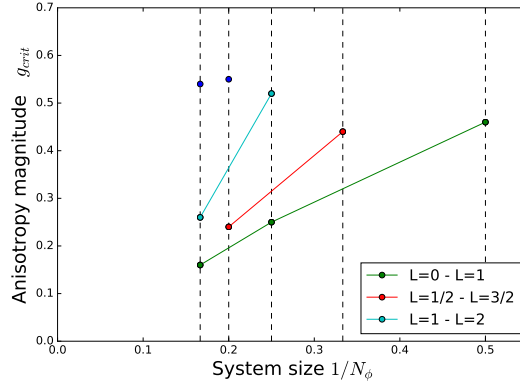


FIG. 9: The critical anisotropies separating ground state with distinct orbital angular momentum on the spherical geometry as a function of system size. Below the green line systems with  $N_\phi = 2, 4, 6$  have a  $L = 0$  ground state and  $L = 1$  above. The blue line marks the separation between  $L = 1$  and  $L = 2$  for  $N_\phi = 4, 6$ . System with odd  $N_\phi = 3, 5$  have half-integer orbital angular momentum and have the minimal value  $L = 1/2$  below the red line and  $L = 3/2$  above. Extrapolation of these boundaries are all zero. At fixed anisotropy  $\tilde{g}$  this means that a large enough system has a ground state with maximal  $L$ , the end point of the skyrmion branch. Calculations were performed in the AF phase with  $\theta = 0.6\pi$  and similar results hold for  $\theta = 0.2\pi$  in the F phase.

## VI. CONCLUSIONS

We have performed a study of skyrmion physics in monolayer graphene for Landau level filling factors  $\nu = \pm 1, 0$  by use of exact diagonalization on the spherical geometry. The lattice scale anisotropies that break the  $SU(4)$  spin/valley symmetry have been incorporated by a simple local effective interaction with two parameters. The skyrmion physics for  $\nu = \pm 1$  on one side and  $\nu = 0$  on the other side has the specific feature that the ground state angular momentum on the sphere is not related to the spin polarization contrary to ordinary  $SU(2)$  skyrmions. We have shown that state counting from straightforward application of  $SU(N=4)$  skyrmion theory is correct, i.e. there are no additional states in the low-energy spectrum.

|            | AF   | F   |
|------------|--|---|
| $\nu = -1$ | hole-sk : infinite-sized valley, fully spin-polarized<br>e-sk : infinite-sized, partially spin-polarized | hole-sk : infinite-sized valley, fully spin-polarized<br>e-sk : infinite-sized, fully spin-polarized, |
| $\nu = 0$  | localized, partially spin-polarized  | localized, fully spin-polarized   |

TABLE IV: Summary of results for the skyrmions called here h-sk and e-sk for both phases considered in this work. Results for filling factor  $\nu = +1$  are obtained from the  $\nu = -1$  by exchanging hole and electron due to the particle-hole symmetry.

In the case of  $\nu = -1$  the hole skyrmion does not feel the anisotropies and is an infinite size spin-polarized valley skyrmion. The denser electron skyrmion on the contrary has a different behavior in the AF and F phases. In the F phase it is also fully polarized and infinite-sized so essentially similar to the hole case. In the AF phase the electron skyrmion is still of infinite size but is unpolarized at small Zeeman energy. A critical value of the ratio of Zeeman energy versus Coulomb energy is necessary to obtain a fully polarized state. This is in agreement with the measurements of ref.(56) at  $\nu = -1$  that give evidence for spin flips as seen by a gap increase with increasing total magnetic field. This means that these measurements are in the AF state.

In the case of  $\nu = 0$  the counting of states from generalized skyrmion theory is still correct but there is a change of behavior for the ground state quantum numbers. Indeed we find that for large enough system size the skyrmion is always in a maximally localized state in real space with a size of the order of a magnetic length. In the F phase the skyrmion is fully spin polarized while in the AF phase there is a nontrivial magnetization process and a finite Zeeman energy is required to obtain a fully spin-polarized quasiparticle. Again the polarization mechanism is disconnected from the spatial extent of the skyrmion. The competition between anisotropies and Zeeman effect means also that there is no longer a universal scaling of skyrmion physics with the ratio of Zeeman energy to Coulomb energy. Our results are summarized in Table (IV).

Recent experiments<sup>56</sup> have measured transport gaps as a function of the total magnetic field applied to the sample and also as a function of the perpendicular component of the field by using a tilted-field configuration. This allows to separately control the Coulomb energy (sensitive only to the perpendicular component of the field) and the Zeeman energy (sensitive to the total field). The transport gap is expected to be due to a skyrmion-antiskyrmion pair excitation. The field dependence of the gap at  $\nu = -1$  has been measured<sup>56</sup> and is steeper as a function of the total field than expected for a simple electron-hole pair. This is evidence for extra spin flips involved in the excitations. This is exactly what we expect from our results provided the sample is in the AF phase : see Table (IV). The AF phase is also the explanation of the conductance transition observed at very large fields<sup>58</sup> so this is a coherent picture. In the anisotropy model we use, it is important to note that contrary to the standard clean skyrmion model there is no universal scaling as a function of the ratio of Zeeman energy to Coulomb energy. Indeed the Coulomb energy is replaced by the anisotropy energy (provided it is small enough). Deviations from the standard clean skyrmion scaling have been observed in ref.(56) but only for  $\nu = -4$ . It remains to be seen if this is also true in the central Landau level. We have obtained in section IV an estimate for the magnetic field required to fully polarize the skyrmions. If we ask that for the largest field used in ref.(56),  $B = 35T$ , the skyrmion is not fully polarized this requires  $g_L \mu_B (B = 35T) \lesssim 0.05 (g/\ell_B^2)$  hence an anisotropy energy scale  $g/\ell_B^2 \gtrsim 800K$ . Such a value is large but still below the Coulomb energy scale  $\approx 1500K$  using  $\epsilon = 2.5$  as appropriate for graphene on hexagonal boron nitride substrate. The idea behind the introduction of the simple local model Eq.(4) that anisotropies are a small perturbation that selects the true ground state within the  $SU(4)$  manifold is thus still valid. This estimate calls for more attempts to study the magnitude of the anisotropies, notably to find an estimate of the  $\theta$  parameter distinguishing  $g_\perp$  and  $g_z$ .

While the diagonalizations we have performed give information about skyrmion quantum numbers, they cannot lead to reliable estimates of the associated gaps, but only orders of magnitude. In addition it is hard to access the whole range of  $\theta$  parameter because there are additional degeneracies at high-symmetry points like the F/AF boundary. A strategy would be to construct Hartree-Fock wavefunctions that can be evaluated for very large systems and with the correct quantum numbers. We have found that this is not easy because simple generalizations of Eq.(8) are not sensitive to anisotropies. While we have concentrated on the central Landau levels, there is also skyrmion physics in

the higher Landau levels that requires detailed investigation. Another open question is the role of Landau level mixing which is certainly quantitatively important in monolayer graphene. This is an effect which cannot be straightforwardly included in ED studies since the Fock space is already very large due to the spin and valley degeneracies so adding more levels is not feasible. However such effects can be treated in the Hartree-Fock approximation : see e.g. ref.(50,60). To implement this approach one has to write down skyrmion wavefunctions generalizing Eq.(12). While this will change energetics it will not change our most important finding i.e. the decoupling of the magnetization process and the spatial profile of the skyrmions.

### Acknowledgments

We acknowledge discussions with Michel Bauer and Inti Sodemann. Thanks are due to Takahiro Mizusaki for collaboration at an early stage of this project. Calculations were performed on the Cobalt computer operated by GENCI-CCRT.

- 
- <sup>1</sup> K. Nomura and A. H. MacDonald, Phys. Rev. Lett. **96**, 256602 (2006).  
<sup>2</sup> K. S. Novoselov *et al.*, Science **306**, 666 (2004); Y. Zhang *et al.*, Phys. Rev. Lett. **94**, 176803 (2005); C. Berger *et al.*, J. Phys. Chem **B108**, 19912 (2004).  
<sup>3</sup> K. S. Novoselov, A. K. Geim, S. V. Morozov, D. Jiang, M. I. Katsnelson, I. V. Grigorieva, S. V. Dubonos and A. A. Firsov, Nature **438**, 197 (2005).  
<sup>4</sup> Yuanbo Zhang, Yan-Wen Tan, Horst L. Stormer and Philip Kim, Nature **438**, 201 (2005).  
<sup>5</sup> Y. Zhang, Z. Jiang, J. P. Small, M. S. Purewal, Y.-W. Tan, M. Fazlollahi, J. D. Chudow, J. A. Jaszczak, H. L. Stormer, P. Kim, Phys. Rev. Lett. **96**, 136806 (2006).  
<sup>6</sup> Y. Barlas, K. Yang, and A. H. MacDonald, Nanotechnology **23**, 052001 (2012).  
<sup>7</sup> K. Yang, S. Das Sarma, and A. H. MacDonald, Phys. Rev. **B74**, 075423 (2006).  
<sup>8</sup> E. H. Rezayi, Phys. Rev. **B36**, 5454 (1987).  
<sup>9</sup> E. H. Rezayi, Phys. Rev. **B43**, 5944 (1991).  
<sup>10</sup> S. L. Sondhi, A. Karlhede, S. A. Kivelson, and E. H. Rezayi, Phys. Rev. **B47**, 16419 (1993).  
<sup>11</sup> K. Moon, H. Mori, K. Yang, S. M. Girvin, A. H. MacDonald, L. Zheng, D. Yoshioka, and S. C. Zhang, Phys. Rev. **B51**, 5138 (1995).  
<sup>12</sup> K. Yang, K. Moon, L. Belkhir, H. Mori, S. M. Girvin, A. H. MacDonald, L. Zheng, and D. Yoshioka, Phys. Rev. **B54**, 11644 (1996).  
<sup>13</sup> M. Abolfath, J. J. Palacios, H. A. Fertig, S. M. Girvin, and A. H. MacDonald, Phys. Rev. **B56**, 6795 (1997).  
<sup>14</sup> H. A. Fertig, L. Brey, R. Cote, and A. H. MacDonald, Phys. Rev. **B50**, 11018 (1994).  
<sup>15</sup> H. A. Fertig, L. Brey, R. Côté, A. H. MacDonald, A. Karlhede, and S. Sondhi, Phys. Rev. **B55**, 10671 (1997).  
<sup>16</sup> N. R. Cooper, Phys. Rev. **B55**, R1934 (1997).  
<sup>17</sup> R. Côté, A. H. MacDonald, L. Brey, H. A. Fertig, S. M. Girvin, and H. T. C. Stoof, Phys. Rev. Lett. **78**, 4825 (1997).  
<sup>18</sup> X.-G. Wu and S.L. Sondhi, Phys. Rev. **B51**, 14725 (1995).  
<sup>19</sup> See contributions by S. M. Girvin and A. H. MacDonald, and by J. P. Eisenstein in Ref. 20.  
<sup>20</sup> S. Das Sarma and A. Pinczuk, eds. *Perspectives in Quantum Hall Effects*, John Wiley and Sons, New York, 1997.  
<sup>21</sup> S. E. Barrett, G. Dabbagh, L. N. Pfeiffer, K. W. West, and R. Tycko Phys. Rev. Lett. **74**, 5112 (1995); A. Schmeller, J. P. Eisenstein, L. N. Pfeiffer, and K. W. West, Phys. Rev. Lett. **75**, 4290 (1995); E. H. Aifer, B. B. Goldberg, D. A. Broido, Phys. Rev. Lett. **76**, 680 (1996); V. Bayot, E. Grivei, S. Melinte, M. B. Santos, and M. Shayegan, Phys. Rev. Lett. **76**, 4584 (1996); V. Bayot, E. Grivei, J.-M. Beuken, S. Melinte, and M. Shayegan, Phys. Rev. Lett. **79**, 1718 (1997); D. R. Leadley, R. J. Nicholas, D. K. Maude, A. N. Utjuzh, J. C. Portal, J. J. Harris, and C. T. Foxon, Phys. Rev. Lett. **79**, 4246 (1997); J. L. Osborne, A. J. Shields, M. Y. Simmons, N. R. Cooper, D. A. Ritchie, and M. Pepper, Phys. Rev. **B 58**, R4227 (1998); S. Melinte, E. Grivei, V. Bayot, and M. Shayegan, Phys. Rev. Lett. **82**, 2764 (1999); J. H. Smet, R. A. Deutschmann, F. Ertl, W. Wegscheider, G. Abstreiter and K. von Klitzing, Phys. Rev. Lett. **92**, 086802 (2004); P. G. Gervais, H. L. Stormer, D. C. Tsui, P. L. Kuhns, W. G. Moulton, A. P. Reyes, L. N. Pfeiffer, K. W. Baldwin, and K. W. West, Phys. Rev. Lett. **94**, 196803 (2005).  
<sup>22</sup> D. P. Arovas, A. Karlhede, and D. Lilliehook, Phys. Rev. **B59**, 13147 (1999).  
<sup>23</sup> R. L. Doretto and C. Morais Smith, Phys. Rev. **B76**, 195431 (2007).  
<sup>24</sup> N. Shibata and K. Nomura, Phys. Rev. **B77**, 235426 (2008).  
<sup>25</sup> D. A. Abanin, B. E. Feldman, A. Yacoby, and B. I. Halperin, Phys. Rev. **B88**, 115407 (2013).  
<sup>26</sup> K. Hasebe and Z. F. Ezawa, Phys. Rev. **B66**, 155318 (2002); Z. F. Ezawa, G. Tsitsishvili, and K. Hasebe, Phys. Rev. **B67**, 125314 (2003).  
<sup>27</sup> Z. F. Ezawa and G. Tsitsishvili, Phys. Rev. **D72**, 085002 (2005).  
<sup>28</sup> G. Tsitsishvili and Z. F. Ezawa, Phys. Rev. **B72**, 115306 (2005).  
<sup>29</sup> C. Töke and J. K. Jain, J. Phys.: Condens. Matter **24**, 235601 (2012).

- <sup>30</sup> Y. Lian, A. Rosch, and M.O. Goerbig, Phys. Rev. Lett. **117**, 056806 (2016).
- <sup>31</sup> Y. Lian and M. O. Goerbig, Phys. Rev. B**95**, 245428 (2017).
- <sup>32</sup> L. Brey, H. A. Fertig, R. Côté, and A. H. MacDonald, Phys. Rev. B**54**, 16888 (1996).
- <sup>33</sup> L. Brey, H.A. Fertig, R. Côté, and A.H. MacDonald, Phys. Rev. Lett. **75**, 2562 (1995).
- <sup>34</sup> K. Yang and S. L. Sondhi, Phys. Rev. B**54**, R2331 (1996).
- <sup>35</sup> A. G. Green, Phys. Rev. B**61**, R16299 (2000).
- <sup>36</sup> E. H. Rezayi and S. L. Sondhi, Int. J. Mod. Phys. **13**, 2257 (1999).
- <sup>37</sup> J. Sinova, S. M. Girvin, T. Jungwirth, and K. Moon, Phys. Rev. B**61**, 2749 (2000).
- <sup>38</sup> S. Sankararaman and R. Shankar, Phys. Rev. B**67**, 245102 (2003).
- <sup>39</sup> A. V. Ferrer, R. L. Doretto, and A. O. Caldeira, Phys. Rev. B**70**, 045319 (2004).
- <sup>40</sup> O. Bar, M. Imboden, and U. J. Wiese, Nucl. Phys. B**686**, 347 (2004).
- <sup>41</sup> A. H. MacDonald, H. A. Fertig, and Luis Brey, Phys. Rev. Lett. **76**, 2153 (1996).
- <sup>42</sup> H.A. Fertig, L. Brey, R. Côté, A.H. MacDonald, A. Karlhede, and S.L. Sondhi, Phys. Rev. B**55**, 10671 (1997).
- <sup>43</sup> X. C. Xie and S. He, Phys. Rev. B**53**, 1046 (1996).
- <sup>44</sup> J. J. Palacios, D. Yoshioka, and A. H. MacDonald, Phys. Rev. B**54**, R2296 (1996).
- <sup>45</sup> A. H. MacDonald and J. J. Palacios, Phys. Rev. B**58**, R10171 (1998).
- <sup>46</sup> A. Wojs and J. J. Quinn, Phys. Rev. B**66**, 045323 (2002).
- <sup>47</sup> Y. P. Shkolnikov, S. Misra, N. C. Bishop, E. P. De Poortere, and M. Shayegan, Phys. Rev. Lett. **95**, 066809 (2005).
- <sup>48</sup> J. Alicea and M. P. A. Fisher, Phys. Rev. B**74**, 075422 (2006).
- <sup>49</sup> M. O. Goerbig, R. Moessner, and B. Douçot, Phys. Rev. B**74**, R161407 (2006).
- <sup>50</sup> B. Roy, M. P. Kennett, and S. Das Sarma Phys. Rev. B**90**, R201409 (2014).
- <sup>51</sup> M. Kharitonov, Phys. Rev. B**85**, 155439 (2012).
- <sup>52</sup> M. Kharitonov, Phys. Rev. B**86**, 075450 (2012).
- <sup>53</sup> F. Wu, I. Sodemann, Y. Araki, A. H. MacDonald, and Th. Jolicoeur, Phys. Rev. B**90**, 235432 (2014).
- <sup>54</sup> I. Herbut, Phys. Rev. B**75**, 165411 (2007).
- <sup>55</sup> J. Jung and A. H. MacDonald, Phys. Rev. B**80**, 235417 (2009).
- <sup>56</sup> A. F. Young, C. R. Dean, L. Wang, H. Ren, P. Cadden-Zimansky, K. Watanabe, T. Taniguchi, J. Hone, K. L. Shepard, and P. Kim, Nature Physics **8**, 550 (2012).
- <sup>57</sup> P. Maher, C. R. Dean, A. F. Young, T. Taniguchi, K. watanabe, K. L. Shepard, J. Hone and P. Kim, Nature Physics **9**, 154 (2013).
- <sup>58</sup> A. F. Young, J. D. Sanchez-Yamagishi, B. Hunt, S. H. Choi, K. Watanabe, T. Taniguchi, R. C. Ashoori, and P. Jarillo-Herrero, Nature **505**, 528 (2014).
- <sup>59</sup> L. Sheng, D. N. Sheng, F. D. M. Haldane, and L. Balents, Phys. Rev. Lett. **99**, 196802 (2007).
- <sup>60</sup> B. Feshami and H. A. Fertig, Phys. Rev. B**94**, 245435 (2016).