

ADAPTIVE INFERENCE FOR A SEMIPARAMETRIC GENERALIZED AUTOREGRESSIVE CONDITIONAL HETEROSCEDASTIC MODEL

BY FEIYU JIANG^{*}, DONG LI[†] AND KE ZHU^{‡,§}

Tsinghua University^{†} and University of Hong Kong[‡]*

This paper considers a semiparametric generalized autoregressive conditional heteroscedastic (S-GARCH) model. For this model, we first estimate the time-varying long run component by the kernel estimator, and then estimate the non-time-varying parameters in short run component by the quasi maximum likelihood estimator (QMLE). We show that the QMLE is asymptotically normal with the parametric convergence rate. Next, we provide a consistent Bayesian information criterion for order selection. Furthermore, we construct a Lagrange multiplier test for linear parameter constraint and a portmanteau test for model checking, and obtain their asymptotic null distributions. Our entire statistical inference procedure works for the non-stationary data with two important features: first, our QMLE and two tests are adaptive to the unknown form of the long run component; second, our QMLE and two tests share the same efficiency and testing power as those in variance target method when the S-GARCH model is stationary.

1. Introduction. Since the seminal work of [Engle \(1982\)](#) and [Bollerslev \(1986\)](#), the generalized autoregressive conditional heteroscedastic (GARCH) model is perhaps the most influential one to capture and forecast the volatility of economic and financial return data. However, the GARCH model is often used under the stationarity assumption. Due to

[§]Correspondence to: Department of Statistics & Actuarial Science, University of Hong Kong, Pokfulam Road, Hong Kong. E-mail address: mazhuke@hku.hk

Keywords and phrases: Adaptive inference; Bayesian information criterion; Lagrange multiplier test; Portmanteau test; Quasi maximum likelihood estimator; Semiparametric GARCH model

business cycle, technological progress, preference change and policy switch, the underlying structure of data may change over time (see [Hansen \(2001\)](#)). Hence, a non-stationary GARCH model with time-varying parameters seems more appropriate to fit the return data in applications; see, for example, [Mikosch and Stărică \(2004\)](#), [Stărică and Granger \(2005\)](#), [Engle and Rangel \(2008\)](#), [Fryzlewicz et al. \(2008\)](#), [Patilea and Raïssi \(2014\)](#), [Truquet \(2017\)](#) and the references therein.

In this paper, we consider a semiparametric GARCH (S-GARCH) model of order (p, q) :

$$(1.1) \quad y_t = \sqrt{\tau_t} u_t \text{ with } \tau_t = \tau\left(\frac{t}{T}\right),$$

$$(1.2) \quad u_t = \sqrt{g_t} \eta_t \text{ and } g_t = \omega_0 + \sum_{i=1}^q \alpha_{i0} u_{t-i}^2 + \sum_{j=1}^p \beta_{j0} g_{t-j},$$

for $t = 1, \dots, T$, where $\tau(x)$ is a positive smoothing deterministic function with unknown form on the interval $[0, 1]$, u_t is a covariance stationary GARCH(p, q) process with $\omega_0 > 0$, $\alpha_{i0} \geq 0$ and $\beta_{j0} \geq 0$, and $\{\eta_t\}$ is a sequence of independent and identically distributed (i.i.d) random variables with $E\eta_t^2 = 1$. The specification that τ_t is a function of ratio t/T rather than time t is initiated by [Robinson \(1989\)](#), and since then, it has become a common scaling scheme in the time series literature; see, for example, [Dahlhaus and Subba Rao \(2006\)](#), [Cavaliere and Taylor \(2007\)](#), [Xu and Phillips \(2008\)](#), [Zhou and Wu \(2009\)](#), [Zhang and Wu \(2012\)](#), [Zhou and Shao \(2013\)](#), and [Zhu \(2019\)](#) to name just a few. In (1.1)–(1.2), the smooth long run component τ_t is to depict time-varying parameters, and the GARCH-type short run component u_t is to capture the temporal dependence.

By using different specified forms of $\tau(x)$, the S-GARCH model nests many often used models, including, for example, the standard GARCH model in [Bollerslev \(1986\)](#), the spline-GARCH model in [Engle and Rangel \(2008\)](#), and the smooth-transition GARCH model in [Amado and Teräsvirta \(2013\)](#). The statistical inference for these models has been well studied. However, when the specification of $\tau(x)$ is unspecified, the statistical inference for the S-GARCH model has been less attempted. For $p = q = 1$, [Hafner and Linton \(2010\)](#) considered the estimation for the S-GARCH model. For $q = 0$ (that is, $\beta_{j0} \equiv$

0), [Patilea and Raïssi \(2014\)](#) constructed a score test to check the nullity of all α_{i0} , and [Truquet \(2017\)](#) later proposed a projection-based estimation and a related Wald test to detect the nullity of some of α_{i0} . For the general S-GARCH model, the statistical inference methodologies, including estimation, testing and model checking, are not available in the literature.

In this paper, we provide an entire inference procedure for the S-GARCH model to fill this gap. First, we give a two-step estimation for the model: the function $\tau(x)$ is estimated by the kernel estimator at step one, and the unknown parameter vector in the parametric process u_t is estimated by the quasi maximum likelihood estimator (QMLE) at step two. Although the non-parametric estimator at step one has a slower convergence rate, we show that the QMLE at step two is asymptotically normal with a parametric convergence rate. Moreover, we consider the Bayesian information criterion (BIC) for order selection, construct a new Lagrange multiplier (LM) test for detecting the linear parameter constraint, and propose a new portmanteau test for model checking. The consistency of the BIC and the asymptotic null distributions of the LM and portmanteau tests are established. Since our entire inference methodologies allow for unspecified form of $\tau(x)$ and higher order (p, q) , they avoid the potential model-misspecification, leading to a broad application scope to handle the non-stationary data.

Our two-step estimation was previously adopted by [Hafner and Linton \(2010\)](#) to study the S-GARCH(1, 1) model. Unlike [Hafner and Linton \(2010\)](#), we find a much more simple expression for the asymptotic variance of the QMLE, making the related inference methodologies easy-to-implement. Meanwhile, we find that the asymptotic variance of the QMLE is adaptive to the unknown form of $\tau(x)$. Consequently, the efficiency of the QMLE and the power of its related LM and portmanteau tests are invariant regardless of the form of $\tau(x)$. Our two-step estimation also shares the similar idea as the variance target (VT) estimation in [Francq et al. \(2011\)](#), which is only applicable for the stationary S-GARCH model (that is, $\tau(x) \equiv \tau_0$). The difference is that our first step estimator of $\tau(x)$ is non-parametric,

while the first step estimator of τ_0 in the VT method is parametric. It turns out that our method requires more involved proof techniques. Interestingly, when the S-GARCH model is stationary, our QMLE is asymptotically as efficient as the QMLE in the second step estimation of the VT method, although the first step estimator of our method has a slower convergence rate than that of the VT method. On the contrary, when the S-GARCH is non-stationary, our QMLE is still valid with the same efficiency as the stationary case due to its adaption feature, while the QMLE in the VT method is not applicable any more.

The remainder of the paper is organized as follows. Section 2 presents the two-step estimation procedure, establishes its related asymptotics, and studies the order selection. Section 3 gives a LM test for the linear parameter constraint. Section 4 introduces a portmanteau test and obtains its limiting null distribution. Section 5 makes a comparison with other estimation methods. Simulation results are reported in Section 6, and applications are given in Section 7. Concluding remarks are offered in Section 8. Proofs of all theorems are relegated to the Appendix.

2. Two-step estimation. Let $\theta = (\alpha_1, \dots, \alpha_q, \beta_1, \dots, \beta_p)' \in \Theta$ be the parameter vector in model (1.2), and $\theta_0 = (\alpha_{10}, \dots, \alpha_{q0}, \beta_{10}, \dots, \beta_{p0})' \in \Theta$ be its true value, where $\Theta \subset \mathbb{R}_+^{p+q}$ is the parameter space, and $\mathbb{R}_+ = (0, \infty)$. This section gives a two-step estimation procedure for the S-GARCH model in (1.1)–(1.2). Our procedure first estimates the nonparametric function $\tau(x)$ in (1.1), and then estimates the parameter vector θ_0 in (1.2).

2.1. Estimation of $\tau(x)$. This subsection provides a (Nadaraya-Watson) kernel estimator of $\tau(x)$. To accomplish it, we first need the following assumption for the identification of τ_t :

ASSUMPTION 2.1. (i) $\sum_{i=1}^q \alpha_i + \sum_{j=1}^p \beta_j < 1$; (ii) $\omega = 1 - \sum_{i=1}^q \alpha_i - \sum_{j=1}^p \beta_j$.

Assumption 2.1(i) is equivalent to the covariance stationarity of model (1.2), and Assumption 2.1(ii) is to ensure $Eu_t^2 = 1$. Under Assumption 2.1, we have that $Ey_t^2 = \tau_t(Eu_t^2) = \tau_t$,

from which it is reasonable to estimate $\tau(x)$ by

$$\tilde{\tau}(x) = \frac{\sum_{s=1}^T K_h\left(x - \frac{s}{T}\right) y_s^2}{\sum_{s=1}^T K_h\left(x - \frac{s}{T}\right)},$$

where $K_h(\cdot) = K(\cdot/h)/h$ with $K(\cdot)$ being a kernel function and h being a bandwidth. Furthermore, since $(1/T) \sum_{s=1}^T K_h(x - s/T) = 1 + O(1/(Th))$ under mild conditions, it is more convenient to estimate $\tau(x)$ by

$$(2.1) \quad \hat{\tau}(x) = \frac{1}{T} \sum_{s=1}^T K_h\left(x - \frac{s}{T}\right) y_s^2.$$

To obtain the asymptotic distribution of $\hat{\tau}(x)$, the following three assumptions are imposed:

ASSUMPTION 2.2. (i) $\tau : [0, 1] \rightarrow \mathbb{R}_+$ is twice continuously differentiable; (ii) $0 < \underline{\tau} \leq \inf_{x \in [0, 1]} \tau(x) \leq \sup_{x \in [0, 1]} \tau(x) \leq \bar{\tau}$, where $\underline{\tau}$ and $\bar{\tau}$ are two positive constants.

ASSUMPTION 2.3. (i) $K : [-1, 1] \rightarrow \mathbb{R}_+$ is symmetric about zero, bounded and Lipschitz continuous with $\int_{-1}^1 K(x) dx = 1$ and $C_r = \int_{-1}^1 x^r K(x) dx$; (ii) $h \rightarrow 0$ and $Th \rightarrow \infty$ as $T \rightarrow \infty$.

ASSUMPTION 2.4. $Eu_t^4 < \infty$.

Assumption 2.2(i) imposes a smoothness condition on $\tau(x)$, and similar conditions have been used in [Dahlhaus and Subba Rao \(2006\)](#), [Hafner and Linton \(2010\)](#), and [Chen and Hong \(2016\)](#). Assumption 2.2(ii) is in line with the condition that the intercept term in the GARCH model has positive lower and upper bounds. Assumption 2.3(i) holds for many often used kernels, and the bounded support condition on $K(x)$ is just to simplify analysis. Assumption 2.3(ii) requires that h converges to zero at a slower rate than T^{-1} , and later a more restrictive h is needed for the asymptotics of the estimator of θ_0 . Assumption 2.4 is stronger than Assumption 2.1(i), and it is used to ensure the asymptotic variance of $\hat{\tau}(x)$ is well defined.

Let $z_t = u_t^2 - 1$. The asymptotic normality of $\hat{\tau}(x)$ is given below:

THEOREM 2.1. Suppose Assumptions 2.1–2.4 hold. Then, for any $x \in (0, 1)$,

$$\sqrt{Th}(\hat{\tau}(x) - \tau(x) - h^2b(x)) \rightarrow_{\mathcal{L}} N(0, V(x)) \text{ as } T \rightarrow \infty,$$

where

$$b(x) = \frac{C_2}{2} \frac{\partial^2 \tau(x)}{\partial x^2} \text{ and } V(x) = \tau^2(x) \left\{ \int_{-1}^1 K^2(x) dx \right\} \sum_{j=-\infty}^{\infty} E(z_t z_{t-j}).$$

Based on $\hat{\tau}(x)$ in (2.1), we estimate τ_t by $\hat{\tau}_t = \hat{\tau}(t/T)$. In practice, $\hat{\tau}_t$ may have the boundary problem. To overcome this problem, we follow Chen and Hong (2016) to adopt the reflection method proposed by Hall and Wehrly (1991). That is, we generate pseudo data $y_t = y_{-t}$ for $-[Th] \leq t \leq -1$ and $y_t = y_{2T-t}$ for $T+1 \leq t \leq T+[Th]$, and then modify $\hat{\tau}_t$ as

$$(2.2) \quad \hat{\tau}_t = \frac{1}{T} \sum_{s=t-[Th]}^{t+[Th]} K_h\left(\frac{t-s}{T}\right) y_s^2.$$

Intuitively, the reflection method makes the boundary points behave similarly as the interior ones. Similar to Chen and Hong (2016), it can be seen that the reflection method gives a bias term of order $O(h^2)$, and hence it does not affect the asymptotics of the estimator of θ_0 . Although $\hat{\tau}_t$ in (2.2) is used for numerical calculations, our proofs will be based on $\hat{\tau}_t = \hat{\tau}(t/T)$ in the sequel to ease the presentation.

2.2. *Estimation of θ_0 .* This subsection considers the quasi maximum likelihood estimator (QMLE) of θ_0 . Based on Assumption 2.1(ii), we write the parametric g_t in (1.2) as

$$(2.3) \quad g_t(\theta) = \left(1 - \sum_{i=1}^q \alpha_i - \sum_{j=1}^p \beta_j\right) + \sum_{i=1}^q \alpha_i u_{t-i}^2 + \sum_{j=1}^p \beta_j g_{t-j}(\theta).$$

By assuming that $\eta_t \sim N(0, 1)$, the log-likelihood function (multiplied by negative two and ignoring constants) of $\{y_t\}$ is

$$(2.4) \quad L_T(\theta) = \sum_{t=1}^T l_t(\theta) \quad \text{with} \quad l_t(\theta) = \frac{u_t^2}{g_t(\theta)} + \log g_t(\theta).$$

However, $L_T(\theta)$ is infeasible for computation, since $\{u_t\}$ are unobservable. Therefore, we have to replace $\{u_t\}$ by $\{\hat{u}_t\}$, and consider the following feasible log-likelihood function:

$$(2.5) \quad \hat{L}_T(\theta) = \sum_{t=1}^T \hat{l}_t(\theta) \quad \text{with} \quad \hat{l}_t(\theta) = \frac{\hat{u}_t^2}{\hat{g}_t(\theta)} + \log \hat{g}_t(\theta),$$

where $\hat{u}_t = y_t / \sqrt{\hat{\tau}_t}$, and $\hat{g}_t(\theta)$ is computed recursively by

$$(2.6) \quad \hat{g}_t(\theta) = \left(1 - \sum_{i=1}^q \alpha_i - \sum_{j=1}^p \beta_j\right) + \sum_{i=1}^q \alpha_i \hat{u}_{t-i}^2 + \sum_{j=1}^p \beta_j \hat{g}_{t-j}(\theta)$$

with given constant initial values

$$\hat{u}_0 = u_0, \dots, \hat{u}_{1-q} = u_{q-1}, \hat{g}_0(\theta) = g_0, \dots, \hat{g}_{1-p}(\theta) = g_{1-p}.$$

Based on $\hat{L}_T(\theta)$ in (2.5), our QMLE of θ_0 is defined as

$$\hat{\theta}_T = \arg \min_{\theta \in \Theta} \hat{L}_T(\theta).$$

To establish the asymptotics of $\hat{\theta}_T$, the following additional assumptions are imposed:

ASSUMPTION 2.5. (i) Θ is compact; (ii) θ_0 is an interior point of Θ ; (iii) if $p > 0$, the polynomials $\sum_{i=1}^q \alpha_{0i} z^i$ and $1 - \sum_{j=1}^p \beta_{0j} z^j$ have no common root.

ASSUMPTION 2.6. $E|u_t|^{4(1+\delta_0)} < \infty$ for some $\delta_0 > 0$.

ASSUMPTION 2.7. (i) η_t has a continuous and almost surely positive density on \mathbb{R} with $E\eta_t^2 = 1$; (ii) $E|\eta_t|^{4+4/\delta_0+\delta_1} < \infty$ for some $\delta_1 > 0$, where $\delta_0 > 0$ is defined as in Assumption 2.6.

ASSUMPTION 2.8. $h = c_h T^{-\lambda_h}$ for some $1/4 < \lambda_h < 1/2$ and $0 < c_h < \infty$.

We often some remarks on the aforementioned assumptions. Assumption 2.5 is regular, and it has been used by Horváth and Kokoszka (2003) and Francq and Zakoïan (2004) to

study the QMLE for the stationary GARCH model. Assumption 2.6 is stronger than Assumption 2.4, which is needed for the variance target estimator in Francq et al. (2011) but not for the QMLE in Francq and Zakoïan (2004). Assumption 2.7(i) gives the identification condition for θ_0 based on the QMLE, and ensures that the GARCH process u_t is β -mixing (see Carrasco and Chen (2002)). Assumption 2.7(ii) is stronger than the condition that $E\eta_t^4 < \infty$, which is necessary to derive the asymptotic normality of the QMLE for the stationary GARCH model (see Hall and Yao (2003)). We resort to the stronger conditions of u_t and η_t in Assumptions 2.6 and 2.7(ii) due to the existence of $\tau(x)$ in the S-GARCH model. Note that if η_t has a light tail (for example, $\eta_t \sim N(0, 1)$), Assumption 2.7(ii) holds for a small value of δ_0 , and u_t (or the data y_t) in Assumption 2.6 thus is allowed to be heavy-tailed distributed. Assumption 2.8 requires a more restrictive condition on the bandwidth h than Assumption 2.3(ii), and similar conditions have been adopted by Hafner and Linton (2010), Patilea and Raïssi (2014), and Truquet (2017). The reason is because an undersmoothing h is needed to make the estimation bias from $\hat{\tau}_t$ negligible so that the \sqrt{T} -convergence of $\hat{\theta}_T$ holds.

Denote $\kappa = E\eta_t^4$, $g_t = g_t(\theta_0)$, $\psi_t = \psi_t(\theta_0)$ with $\psi_t(\theta) = \{\partial g_t(\theta)/\partial \theta\}/g_t(\theta)$, and

$$(2.7) \quad J_1 = E(\psi_t \psi_t'), \quad J_2 = E(g_t^2)E\left(\frac{\psi_t}{g_t}\right)E\left(\frac{\psi_t'}{g_t}\right).$$

Now, we are ready to give the asymptotics of $\hat{\theta}_T$ in the following theorem:

THEOREM 2.2. *Suppose Assumptions 2.1–2.3 and 2.5–2.7 hold. Then,*

- (i) $\hat{\theta}_T \rightarrow_p \theta_0$ as $T \rightarrow \infty$;
- (ii) furthermore, if Assumption 2.3 is replaced by Assumption 2.8,

$$\sqrt{T}(\hat{\theta}_T - \theta_0) \rightarrow_{\mathcal{L}} N(0, \Sigma) \text{ as } T \rightarrow \infty,$$

where $\Sigma = (\kappa - 1)J_1^{-1}(J_1 + J_2)J_1^{-1}$, and J_1 and J_2 are defined in (2.7).

REMARK 1. *We can simply estimate Σ by its sample version $\hat{\Sigma}_T$, where*

$$(2.8) \quad \hat{\Sigma}_T = (\hat{\kappa}_T - 1)\hat{J}_{1T}^{-1}(\hat{J}_{1T} + \hat{J}_{2T})\hat{J}_{1T}^{-1}$$

with

$$(2.9) \quad \hat{\kappa}_T = \frac{1}{T} \sum_{t=1}^T \hat{\eta}_t^4, \quad \hat{J}_{1T} = \frac{1}{T} \sum_{t=1}^T \hat{\psi}_t \hat{\psi}_t' \text{ and } \hat{J}_{2T} = \left(\frac{1}{T} \sum_{t=1}^T \hat{g}_t^2 \right) \left(\frac{1}{T} \sum_{t=1}^T \frac{\hat{\psi}_t}{\hat{g}_t} \right) \left(\frac{1}{T} \sum_{t=1}^T \frac{\hat{\psi}_t'}{\hat{g}_t} \right).$$

Here, $\hat{\eta}_t = \hat{\eta}_t(\hat{\theta}_T)$ with $\hat{\eta}_t(\theta) = \hat{u}_t / \sqrt{\hat{g}_t(\theta)}$, $\hat{\psi}_t = \hat{\psi}_t(\hat{\theta}_T)$ with $\hat{\psi}_t(\theta) = \{\partial \hat{g}_t(\theta) / \partial \theta\} / \hat{g}_t(\theta)$, and $\hat{g}_t = \hat{g}_t(\hat{\theta}_T)$. Under the conditions of Theorem 2.2, we have that $\hat{\Sigma}_T \rightarrow_p \Sigma$ as $T \rightarrow \infty$.

Interestingly, the preceding theorem shows that the asymptotic variance of $\hat{\theta}_T$ is independent of $\tau(x)$. Following the viewpoint of Robinson (1987), it means that $\hat{\theta}_T$ is adaptive to the unknown form of $\tau(x)$. This adaption feature ensures that the efficiency of $\hat{\theta}_T$ and the power of its related tests are unchanged regardless of the form of $\tau(x)$.

2.3. Order selection. To use the S-GARCH model in practice, we need determine suitable orders p and q . This subsection studies the Bayesian information criteria (BIC) for this purpose. Based on $\{\hat{u}_t\}$, we compute $\hat{\theta}_{T,(p,q)}$ (that is, the QMLE for a given (p, q)), and then define the BIC as follows:

$$BIC(p, q, \hat{\theta}_{T,(p,q)}) = \hat{L}_T(\hat{\theta}_T) + (p + q) \log(T),$$

where $\hat{L}_T(\theta)$ is defined in (2.5). Denote the true values of p and q as p_0 and q_0 , respectively. Based on the BIC, our selected order (\hat{p}, \hat{q}) is defined as

$$(2.10) \quad (\hat{p}, \hat{q}) = \arg \min_{p,q} BIC(p, q, \hat{\theta}_{T,(p,q)}).$$

The consistency of (\hat{p}, \hat{q}) is given in the following theorem.

THEOREM 2.3. *Suppose the conditions in Theorem 2.2 hold. Then,*

$$P(\hat{p} = p_0, \hat{q} = q_0) \rightarrow 1 \text{ as } T \rightarrow \infty.$$

3. The LM test. Since Engle (1982) and Bollerslev (1986), testing for the nullity of the parameters in the GARCH model is important in applications. This problem can be further generalized to consider the following linear constraint hypothesis:

$$(3.1) \quad \mathbb{H}_0 : R\theta_0 = r,$$

where R is a given $d \times (p + q)$ matrix of rank d , and r is a given $d \times 1$ constant vector. In this section, we construct a Lagrange multiplier (LM) test statistic LM_T for \mathbb{H}_0 , where

$$LM_T = \frac{1}{T} \frac{\partial \hat{L}_T(\hat{\theta}_{T|0})}{\partial \theta'} \hat{J}_{1T|0}^{-1} R' (R \hat{\Sigma}_{T|0} R')^{-1} R \hat{J}_{1T|0}^{-1} \frac{\partial \hat{L}_T(\hat{\theta}_{T|0})}{\partial \theta}.$$

Here, $\hat{\theta}_{T|0}$ is the constrained QMLE of θ_0 under \mathbb{H}_0 , and $\hat{J}_{1T|0}$ and $\hat{\Sigma}_{T|0}$ are defined in the same way as \hat{J}_{1T} and $\hat{\Sigma}_T$, respectively, with $\hat{\theta}_T$ replaced by $\hat{\theta}_{T|0}$. The following theorem gives the limiting null distribution of LM_T :

THEOREM 3.1. *Suppose the conditions in Theorem 2.2 hold. Then, under \mathbb{H}_0 ,*

$$LM_T \rightarrow_{\mathcal{L}} \chi_d^2 \text{ as } T \rightarrow \infty,$$

where χ_s^2 is the chi-squared distribution with the degrees of freedom s .

Based on Theorem 3.1, we can set the rejection region of LM_T at level α as $\{LM_T > \chi_d^2(\alpha)\}$, where $\chi_d^2(\alpha)$ is α -upper percentile of χ_d^2 .

As $\hat{\theta}_T$, our LM_T has the adaption feature, and it has a much broader application scope than the existing LM tests. Specifically, the LM test in Bollerslev (1986) is only applicable for the stationary GARCH model, but our LM_T has the superior ability to tackle the non-stationary S-GARCH model. For the case of $p = 0$, the score test in Patilea and Raïssi (2014) can detect the null hypothesis that all α_i are zeros, and the Wald test in Truquet (2017) can check the null hypothesis that some of α_i are zeros. However, these two tests are not applicable for the general cases, and their extensions to include GARCH parameters β_j seems non-trivial. Besides LM_T , the Wald and likelihood ratio tests could also be constructed for \mathbb{H}_0 . When some of α_i or β_j are allowed to be zeros as in our setting, the Wald and likelihood ratio tests render non-standard limiting null distributions (see Francq and Zakoïan (2007) for general discussions), which have to be simulated by the bootstrap method. For practical convenience, we thus only focus on the LM test in this paper, and the consideration of Wald and likelihood ratio tests is left for future study.

4. Portmanteau test. Since [Ljung and Box \(1978\)](#), the portmanteau test and its variants have been a common tool for checking the model adequacy in time series analysis. For the stationary GARCH model, [Li and Mak \(1994\)](#) proposed a portmanteau test for model checking. However, their test is invalid for the non-stationary S-GARCH model. In this section, we follow the idea of [Li and Mak \(1994\)](#) to construct a new portmanteau test to check the adequacy of S-GARCH model, and our test seems the first formal try in the context of semi-parametric time series analysis.

Let $\hat{\eta}_t$ be the model residual defined as in (2.9). The idea of our portmanteau test is based on the fact that $\{\eta_t^2\}$ is a sequence of uncorrelated random variables under (1.1)–(1.2). Hence, if the S-GARCH model is correctly specified, it is expected that the sample autocorrelation function of $\{\hat{\eta}_t^2\}$ at lag k , denoted by $\hat{\rho}_{T,k}$, is close to zero, where

$$\hat{\rho}_{T,k} = \frac{\sum_{t=k+1}^T (\hat{\eta}_t^2 - \overline{\hat{\eta}^2})(\hat{\eta}_{t-k}^2 - \overline{\hat{\eta}^2})}{\sum_{t=1}^T (\hat{\eta}_t^2 - \overline{\hat{\eta}^2})^2}$$

with $\overline{\hat{\eta}^2}$ being the sample mean of $\{\hat{\eta}_t^2\}$. Let $\hat{\rho}_T = (\hat{\rho}_{T,1}, \dots, \hat{\rho}_{T,\ell})'$ for some integer $\ell \geq 1$, and

$$(4.1) \quad \Sigma_{P1} = (I_\ell, -H, -DJ_1^{-1}) \in \mathbb{R}^{\ell \times (\ell+1+p+q)},$$

$$(4.2) \quad \Sigma_{P2} = \begin{pmatrix} (\kappa - 1)I_\ell & N & D - NE\left(\frac{\psi'_t}{g_t}\right) \\ * & Eg_t^2 & -Eg_t^2 E\left(\frac{\psi'_t}{g_t}\right) \\ * & * & J_1 + J_2 \end{pmatrix} \in \mathbb{R}^{(\ell+1+p+q) \times (\ell+1+p+q)}$$

be a symmetric matrix, where $D = (D'_1, \dots, D'_\ell)'$ with $D_k = E\{(\eta_{t-k}^2 - 1)\psi'_t\}$, $H = (H_1, \dots, H_\ell)'$ with $H_k = E\{g_t^{-1}(\eta_{t-k}^2 - 1)\}$, and $N = (N_1, \dots, N_\ell)'$ with $N_k = E\{g_t(\eta_{t-k}^2 - 1)\}$. To facilitate our portmanteau test, we need the limiting distribution of $\hat{\rho}_T$ in the following theorem:

THEOREM 4.1. *Suppose the conditions in Theorem 2.2 hold. Then, if the S-GARCH model in (1.1)–(1.2) is correctly specified,*

$$\sqrt{T}\hat{\rho}_T \rightarrow_{\mathcal{L}} N(0, \Sigma_P) \text{ as } T \rightarrow \infty,$$

where $\Sigma_P = (\kappa - 1)^{-1} \Sigma_{P1} \Sigma_{P2} \Sigma_{P1}'$, and Σ_{P1} and Σ_{P2} are defined in (4.1)–(4.2).

As in Remark 1, Σ_P can be consistently estimated by its sample version $\widehat{\Sigma}_P$. Based on $\widehat{\Sigma}_P$, our portmanteau test is defined as

$$Q_T(\ell) = T \widehat{\rho}_T' \widehat{\Sigma}_P^{-1} \widehat{\rho}_T.$$

If the S-GARCH model is correctly specified, we have $Q_T(\ell) \rightarrow_{\mathcal{L}} \chi_\ell^2$ as $T \rightarrow \infty$ by Theorem 4.1. Therefore, if the value of $Q_T(\ell)$ is larger than $\chi_\ell^2(\alpha)$, the fitted S-GARCH model is inadequate at level α . Otherwise, it is adequate at level α . We shall highlight that $Q_T(\ell)$ also has the adaption feature as LM_T , and it is essential to detect the adequacy of the short run GARCH component u_t but not the long run component τ_t , since the form of τ_t is unspecified in the S-GARCH model. In practice, the choice of lag ℓ depends on the frequency of the series, and one can often choose ℓ to be $O(\log(T))$, which delivers 6, 9 or 12 for a moderate T .

5. Comparisons with other estimation methods. This section compares our two-step estimation method with the three-step estimation method in Hafner and Linton (2010) and the variance target (VT) estimation method in Francq et al. (2011).

5.1. Comparison with three-step estimation method. Our two-step estimation method is the same as the first two estimation steps in Hafner and Linton (2010), where they gave the following asymptotic normality result for the S-GARCH(1, 1) model:

$$\sqrt{T}(\widehat{\theta}_T - \theta_0) \rightarrow_{\mathcal{L}} N(0, \Sigma_{\dagger}) \text{ as } T \rightarrow \infty,$$

where $\Sigma_{\dagger} = J_1^{-1}[(\kappa - 1)J_1 + J_3 + J_4 + J_4']J_1^{-1}$ with $J_3 = (M - E\psi_t)(M - E\psi_t)'Z_1$, $J_4 = Z_2(M - E\psi_t)'$,

$$M = \sum_{j=0}^{\infty} \alpha_{10} \beta_{10}^j E\left(\frac{u_{t-j-1}^2 \psi_t}{g_t}\right), \quad Z_1 = \sum_{j=-\infty}^{\infty} E(z_t z_{t-j}) \quad \text{and} \quad Z_2 = \sum_{j=0}^{\infty} E\{z_t (\eta_{t-j}^2 - 1) \psi_{t-j}\}.$$

Indeed, we can show that Σ_{\dagger} and Σ are equivalent. Since Σ_{\dagger} involves three infinite summations M , Z_1 and Z_2 , it is not easy for estimation. On the contrary, our Σ has a much more simple expression, and it can be directly estimated as shown in Remark 1.

In [Hafner and Linton \(2010\)](#), they further proposed an updated estimator at step three, and claimed this updated estimator can achieve the semiparametric efficiency bound when $\eta_t \sim N(0, 1)$. Following their idea, we can also update our estimator $\hat{\theta}_T$ to $\tilde{\theta}_T$ at step three, where

$$(5.1) \quad \tilde{\theta}_T = \hat{\theta}_T - \left\{ \frac{\partial^2 \hat{L}_T^*(\hat{\theta}_T)}{\partial \theta \partial \theta'} \right\}^{-1} \frac{\partial \hat{L}_T^*(\hat{\theta}_T)}{\partial \theta}$$

with

$$\begin{aligned} \frac{\partial \hat{L}_T^*(\theta)}{\partial \theta} &= \sum_{t=1}^T \left\{ \frac{1}{\hat{g}_t(\theta)} \frac{\partial \hat{g}_t(\theta)}{\partial \theta} - \mathcal{G}_T(\theta) \right\} \{1 - \hat{\eta}_t^2(\theta)\}, \\ \frac{\partial^2 \hat{L}_T^*(\theta)}{\partial \theta \partial \theta'} &= \sum_{t=1}^T \left\{ \frac{1}{\hat{g}_t^2(\theta)} \frac{\partial \hat{g}_t(\theta)}{\partial \theta} \frac{\partial \hat{g}_t(\theta)}{\partial \theta'} - \mathcal{G}_T(\theta) \mathcal{G}_T'(\theta) \right\}, \end{aligned}$$

where $\mathcal{G}_T(\theta) = \frac{1}{T} \sum_{s=1}^T \frac{1}{\hat{g}_s(\theta)} \frac{\partial \hat{g}_s(\theta)}{\partial \theta}$, and $\hat{\eta}_t(\theta)$ and $\hat{g}_t(\theta)$ are defined as in (2.9). Below, we give the limiting distribution of $\tilde{\theta}_T$.

THEOREM 5.1. *Suppose the conditions in Theorem 2.2 hold. Then,*

$$\sqrt{T}(\tilde{\theta}_T - \theta_0) \rightarrow_{\mathcal{L}} N(0, \Sigma^*) \text{ as } T \rightarrow \infty,$$

where $\Sigma^* = (\kappa - 1)J_1^{*-1}(J_1^* + J_2^* + J_3^* + J_3^{*'})J_1^{*-1}$ with $J_1^* = E\{(\psi_t - E\psi_t)(\psi_t - E\psi_t)'\}$ and

$$\begin{aligned} J_2^* &= E g_t^2 \left[\left\{ E\left(\frac{\psi_t}{g_t}\right) - E\left(\frac{1}{g_t}\right) E\psi_t \right\} \left\{ E\left(\frac{\psi_t}{g_t}\right) - E\left(\frac{1}{g_t}\right) E\psi_t \right\}' \right], \\ J_3^* &= E\psi_t \left\{ E\left(\frac{\psi_t}{g_t}\right) - E\left(\frac{1}{g_t}\right) E\psi_t \right\}'. \end{aligned}$$

The preceding theorem shows that $\tilde{\theta}_T$ can not achieve the semiparametric efficiency bound, since $J_2^* + J_3^* + J_3^{*'} \neq 0$. Hence, it seems unnecessary to consider the third estimation step in [Hafner and Linton \(2010\)](#). Note that the updating procedure in (5.1) was also

given by [Bickel et al. \(1993\)](#), in which they showed the updated estimator can achieve the semiparametric efficiency bound when the data are independent. However, when the data are dependent, their conclusion may not be true as demonstrated by [Theorem 5.1](#). The failure of $\tilde{\theta}_T$ in our case possibly results from the violation of the following condition:

$$(5.2) \quad \frac{1}{\sqrt{T}} \left\{ \frac{\partial \hat{L}_T^*(\hat{\theta}_T)}{\partial \theta} - \frac{\partial L_T^*(\hat{\theta}_T)}{\partial \theta} \right\} = o_p(1),$$

where $\frac{\partial \hat{L}_T^*(\theta)}{\partial \theta}$ is defined in the same way as $\frac{\partial \hat{L}_T^*(\theta)}{\partial \theta}$ in [\(5.1\)](#) with \hat{u}_t replaced by u_t . In [Bickel et al. \(1993\)](#), a similar condition as [\(5.2\)](#) was proved for the independent data. However, their technical treatment does not work in our time series data setting, since our kernel estimator $\hat{\tau}_t$ using the data $\{y_i^2\}_{i=t-[Th]}^{t+[Th]}$ is correlated with y_t^2 , while this is not the case if $\{y_t^2\}$ are independent.

5.2. Comparison with VT estimation method. Our two-step estimation method also has a linkage to the VT estimation method in [Francq et al. \(2011\)](#), and this aspect has not been explored before. The VT method is designed for the following covariance stationary GARCH(p, q) model:

$$(5.3) \quad \begin{aligned} y_t &= \sqrt{h_t} \eta_t \\ \text{with } h_t &= \tau_0 \left(1 - \sum_{i=1}^q \alpha_{i0} - \sum_{j=1}^p \beta_{j0} \right) + \sum_{i=1}^q \alpha_{i0} y_{t-i}^2 + \sum_{j=1}^p \beta_{j0} h_{t-j}, \end{aligned}$$

where τ_0 is a positive parameter, and α_{i0} , β_{j0} and η_t are defined as before. Indeed, model [\(5.3\)](#) is just our stationary S-GARCH model, and it is also an alternative reparametrization version of the conventional covariance stationary GARCH model. Since $E y_t^2 = \tau_0$ under model [\(5.3\)](#), the VT method first estimates τ_0 by $\bar{\tau}_T$, and then estimates θ_0 by the QMLE $\bar{\theta}_T$, where

$$(5.4) \quad \bar{\tau}_T = \frac{1}{T} \sum_{t=1}^T y_t^2 \text{ and } \bar{\theta}_T = \arg \min_{\theta \in \Theta} \bar{L}_T(\theta) \text{ with } \bar{L}_T(\theta) = \sum_{t=1}^T \frac{\bar{u}_t^2}{\bar{g}_t(\theta)} + \log \bar{g}_t(\theta).$$

Here, $\bar{u}_t = y_t / \sqrt{\bar{\tau}_T}$, and $\bar{g}_t(\theta)$ is defined in the same way as $\hat{g}_t(\theta)$ in [\(2.6\)](#) with \hat{u}_t replaced by \bar{u}_t . Clearly, the difference of two methods is that our method estimates the unknown

function $\tau(x)$ nonparametrically, while the VT method estimates the unknown constant parameter τ_0 by the sample mean of y_t^2 . It turns out that two methods require different technique treatments and give different application scopes. From a statistical point of view, the proof techniques for VT method rely on the facts that the objective function $\bar{L}_T(\theta)$ is differential around τ_0 and the first step estimator $\bar{\tau}_T$ is \sqrt{T} -consistent. However, neither of these facts holds for our method, and we thus need develop new proof techniques based on more restrictive conditions for u_t and η_t . From a practical point of view, our method works for the either stationary or non-stationary S-GARCH model, while the VT method does only for the stationary S-GARCH model. Hence, our method has a much broader application scope than the VT method.

By re-visiting Theorem 2.1 in [Francq et al. \(2011\)](#), we further find that the asymptotic variance of $\bar{\theta}_T$ is the same as the one of $\hat{\theta}_T$ in Theorem 2.2. That is, our QMLE $\hat{\theta}_T$ and the QMLE $\bar{\theta}_T$ in the VT method have the same asymptotic efficiency, although our first step estimator has a slower convergence rate \sqrt{Th} than the parametric convergence rate \sqrt{T} . This novel feature has not been discovered in the literature, and it makes our two-step method more attractive than the VT method, since our QMLE does not suffer any efficiency loss for the stationary S-GARCH model, and at the same time, our QMLE can still work with the same efficiency (due to the adaption feature) for the non-stationary S-GARCH model. As expected, similar features also hold for our tests LM_T and $Q_T(\ell)$, and these findings will be further illustrated by simulations in the next section.

6. Simulations. This section gives the simulation studies for the QMLE $\hat{\theta}_T$ and the tests LM_T and $Q_T(\ell)$. To facilitate it, we first show how to choose the bandwidth h .

6.1. Choice of bandwidth. The practical implementation of our entire methodologies needs to choose the bandwidth h . The methods in terms of mean squared error criterion (see, for example, [Hafner and Linton \(2010\)](#)) usually yield a bandwidth with order $T^{-1/5}$, which does not satisfy Assumption 2.8. Below, we give a two-step cross-validation (CV)

procedure to choose h such that Assumption 2.8 is satisfied.

ALGORITHM 6.1. (*CV bandwidth selection procedure*)

1. Set a pilot bandwidth $h_0 = T^{-\lambda_0}$ with $\lambda_0 \in (1/4, 1/2)$, and then obtain the pilot estimates $\hat{\tau}_{t,0}$ and $\hat{u}_{t,0}$. Choose a pilot GARCH (or ARCH) model for the process u_t , and based on $\{\hat{u}_{t,0}\}_{t=1}^T$, estimate this pilot model by the QMLE to get the pilot estimates $\{\hat{g}_{t,0}\}_{t=1}^T$.
2. With $\{\hat{g}_{t,0}\}_{t=1}^T$, define a CV criterion as

$$CV(h) = \sum_{t=1}^T \left\{ y_t^2 - \hat{\tau}_{-t}(h) \hat{g}_{t,0} \right\}^2,$$

where $\hat{\tau}_{-t}(h)$ is the leave-one-out estimate of τ_t with respect to the bandwidth h , based on all observations except y_t . Select our bandwidth as $h_{cv} = \arg \min_{h \in \mathcal{H}} CV(h)$, where $\mathcal{H} = [c_{\min} T^{-\lambda_0}, c_{\max} T^{-\lambda_0}]$ with two positive constants c_{\min} and c_{\max} .

Let $\widehat{\text{Var}}(y_t)$ be the sample variance of $\{y_t\}_{t=1}^T$. To compute h_{cv} in Algorithm 6.1, we suggest to choose $\lambda_0 = 2/7$, $c_{\min} = 0.1 \widehat{\text{Var}}(y_t)^{\lambda_0}$ and $c_{\max} = 3 \widehat{\text{Var}}(y_t)^{\lambda_0}$, which will be used and demonstrated with good performance in our simulation studies below. For the pilot model in Algorithm 6.1, it could be taken based on either some prior information or the BIC.

6.2. *Simulations for the estimation.* In this subsection, we examine the finite-sample performance of the QMLE $\hat{\theta}_T$. We generate 1000 replications of sample size $T = 1000$ and 2000 from the following two data generating processes (DGPs):

DGP 1 : The S-ARCH(2) model with $\alpha_{10} = \alpha_{20} = 0.3$;

DGP 2 : The S-GARCH(1, 1) model with $\alpha_{10} = \beta_{10} = 0.3$,

where the function $\tau(x)$ is designed as follows:

$$(6.1) \quad [\text{No change}] \quad \tau(x) = 1;$$

$$(6.2) \quad [\text{Linear change}] \quad \tau(x) = 1 + x;$$

$$(6.3) \quad [\text{Cyclical change}] \quad \tau(x) = 1 + \sin(2\pi x)/2,$$

and the error η_t follows $N(0, 1)$, st_{10} and st_5 . Here, st_ν is the standardized student- t distribution with variance one.

For each replication, we compute $\hat{\theta}_T$ by using the Epanechnikov kernel $K(x) = \frac{3}{4}(1 - x^2)\mathbf{1}(|x| \leq 1)$ and choosing the bandwidth $h = h_{cv}$ according to Algorithm 6.1 with the (G)ARCH model in DGP as the pilot model. Table 1 reports the sample bias, sample empirical standard deviation (ESD) and average asymptotic standard deviation (ASD) of $\hat{\theta}_T$ based on 1000 replications for each DGP, where the ASD is calculated as in Remark 1. From Table 1, we find that (i) the biases of $\hat{\theta}_T$ are small in each case; (ii) regardless of the specification of $\tau(x)$ and the distribution of η_t , the values of ESD and ASD are close to each other, especially for large T ; (iii) when the value of T increases, the value of ESD decreases; (iv) $\hat{\theta}_T$ becomes less efficient with a larger value of ESD as the thickness of η_t becomes heavier; (v) the value of ESD is almost invariant with respect to the specification of $\tau(x)$, meaning that $\hat{\theta}_T$ is adaptive as expected. Overall, our QMLE $\hat{\theta}_T$ has a satisfactory performance in all considered cases.

6.3. Simulations for the testing. In this subsection, we examine the finite-sample performance of LM_T and $Q_T(\ell)$. We generate 1000 replications of sample size $T = 1000$ and 2000 from the following four DGPs:

DGP 3 : The S-GARCH(3) model with $\alpha_{10} = \alpha_{20} = 0.3$ and $\alpha_{30} = 0.03k$;

DGP 4 : The S-GARCH(1, 2) model with $\alpha_{10} = \alpha_{20} = 0.3$ and $\beta_{10} = 0.03k$;

DGP 5 : The S-GARCH(1, 2) model with $\alpha_{10} = \beta_{10} = 0.3$ and $\alpha_{20} = 0.03k$;

DGP 6 : The S-GARCH(2, 1) model with $\alpha_{10} = \beta_{10} = 0.3$ and $\beta_{20} = 0.03k$,

where $k = 0, 1, \dots, 10$, $\tau(x)$ is designed as in DGPs 1–2, and $\eta_t \sim N(0, 1)$. For each DGP, the model with respect to $k = 0$ is taken as its null model. That is, the S-ARCH(2) model

TABLE 1
The results ($\times 100$) of $\hat{\theta}_T$ based on DGPs 1–2

		DGP 1: S-ARCH(2)						DGP 2: S-GARCH(1, 1)					
		$N(0, 1)$		st_{10}		st_5		$N(0, 1)$		st_{10}		st_5	
T		α_{10}	α_{20}	α_{10}	α_{20}	α_{10}	α_{20}	α_{10}	β_{10}	α_{10}	β_{10}	α_{10}	β_{10}
Panel A: $\tau(x) \sim (6.1)$													
1000	Bias	-1.35	-1.26	-1.76	-2.40	-3.80	-3.85	-1.55	-2.88	-1.73	-0.30	-2.36	-3.37
	ESD	5.33	5.38	6.54	6.17	8.11	8.04	5.38	10.72	6.32	11.57	8.12	13.89
	ASD	5.44	5.44	6.68	6.59	8.58	8.54	5.25	10.66	6.45	12.20	9.25	15.29
2000	Bias	-0.74	-0.62	-1.19	-1.22	-2.42	-2.84	-1.03	-1.65	-1.00	-1.09	-1.50	-1.61
	ESD	3.96	3.91	4.57	4.91	6.55	6.59	3.82	7.19	4.68	8.27	6.47	10.71
	ASD	3.98	3.98	4.92	4.93	6.96	6.90	3.78	7.37	4.71	8.35	7.55	11.23
Panel B: $\tau(x) \sim (6.2)$													
1000	Bias	-1.07	-1.23	-1.51	-1.80	-3.51	-3.66	-1.76	-2.11	-1.99	-2.87	-2.20	-3.03
	ESD	5.36	5.28	6.33	6.36	8.73	8.40	5.47	10.35	6.39	12.08	8.33	14.53
	ASD	5.49	5.46	6.68	6.64	9.00	8.94	5.27	10.74	6.39	12.19	9.37	15.37
2000	Bias	-0.61	-0.67	-1.08	-1.19	-2.54	-2.74	-1.14	-1.38	-1.19	-0.83	-1.63	-0.79
	ESD	3.93	3.87	4.92	4.79	6.76	6.63	3.71	7.08	4.61	8.37	6.39	11.01
	ASD	3.97	3.96	4.96	4.94	7.04	6.99	3.77	7.38	4.65	8.38	7.31	11.02
Panel C: $\tau(x) \sim (6.3)$													
1000	Bias	-0.65	-0.93	-1.49	-1.75	-3.61	-3.83	-1.15	-2.97	-1.54	-1.50	-1.91	-2.17
	ESD	5.76	5.52	6.68	6.38	8.48	8.75	5.31	10.72	6.36	12.61	8.30	13.68
	ASD	5.50	5.47	6.68	6.65	8.51	8.50	5.27	10.54	6.39	11.83	9.37	15.28
2000	Bias	-0.28	-0.26	-0.55	-0.61	-2.23	-2.22	-0.82	-0.91	-0.56	-0.56	-1.33	-0.02
	ESD	3.85	3.74	4.75	4.77	6.56	6.50	3.99	7.48	4.84	8.37	6.14	10.54
	ASD	3.96	3.96	5.00	5.00	6.88	6.91	3.77	7.27	4.71	8.24	6.90	10.71

is the null model for DGPs 3–4, and the S-GARCH(1, 1) model is the null model for DGPs 5–6.

Next, we fit each replication by its related null model, and then apply LM_T to detect the null hypothesis of $k = 0$ as well as $Q_T(\ell)$ to check whether this fitted null model is adequate. Based on 1000 replications, the empirical power of LM_T and $Q_T(\ell)$ is plotted in Fig 1 and Fig 2 for DGPs 3–4 and DGPs 5–6, respectively, where we take the level $\alpha = 5\%$ and the lag $\ell = 6, 9$ and 12, and the sizes of both tests correspond to the results for $k = 0$.

From Figs 1–2, we can find that (i) all tests have precise sizes; (ii) the power of all tests becomes large as the value of T or k increases; (iii) LM_T is more powerful than all Q_ℓ ,

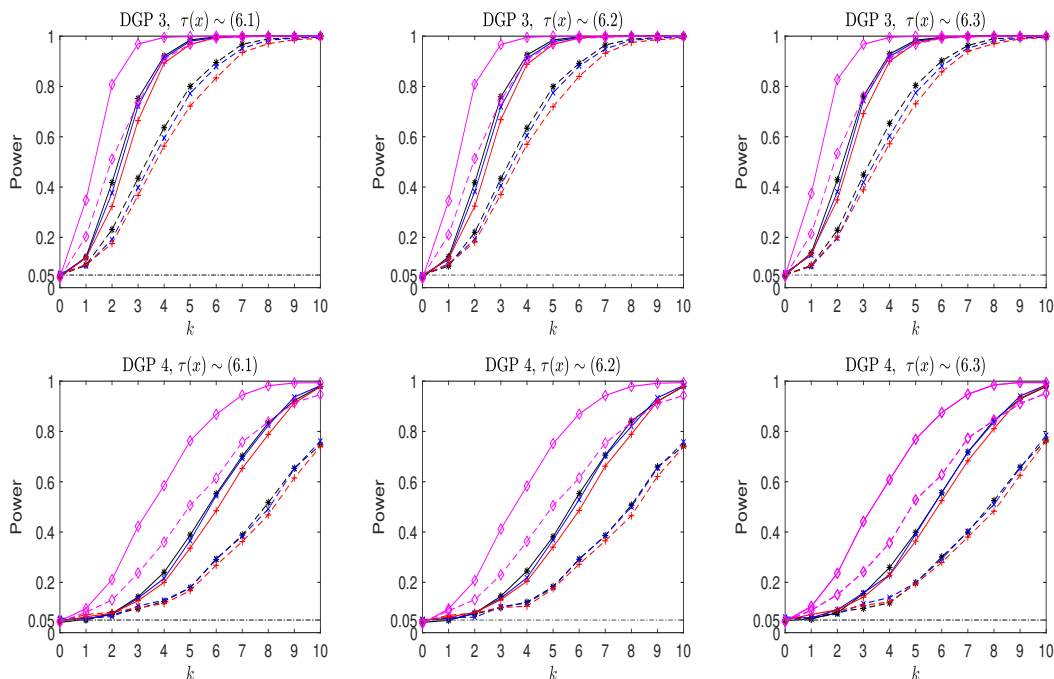


FIG 1. Power across k for LM_T (diamond “◇” marker) and $Q_T(\ell)$ with $\ell = 6$ (star “*” marker), $\ell = 9$ (cross “×” marker), and $\ell = 12$ (plus “+” marker), when $T = 1000$ (dashed “- -” line) and $T = 2000$ (solid “—” line). The horizontal dash-dotted line corresponds to the level 5%. Upper Panel: DGP 3; lower Panel: DGP 4.

and Q_6 is generally more powerful than Q_9 and Q_{12} ; (iv) all tests are more powerful to detect the mis-specification of ARCH part in DGPs 3 and 5 than the mis-specification of GARCH part in DGPs 4 and 6; (v) all tests are adaptive, since their power is unaffected by the form of $\tau(x)$. In summary, all tests have a good performance especially for large T .

6.4. Comparison with the VT method. In this subsection, we compare the finite-sample performance of $\hat{\theta}_T$, LM_T and $Q_T(\ell)$ with those of $\bar{\theta}_T$, LM_T^{vt} and $Q_T^{vt}(\ell)$, respectively, where $\bar{\theta}_T$ defined in (5.4) is the QMLE from the VT method, and LM_T^{vt} and $Q_T^{vt}(\ell)$ are defined in the same way as LM_T and $Q_T(\ell)$ with $\hat{\theta}_T$ replaced by $\bar{\theta}_T$. Note that when the S-GARCH(p, q) model is stationary, $\bar{\theta}_T$ is asymptotically normal, and LM_T^{vt} and $Q_T^{vt}(\ell)$ have the same limiting null distributions as those of LM_T and $Q_T(\ell)$.

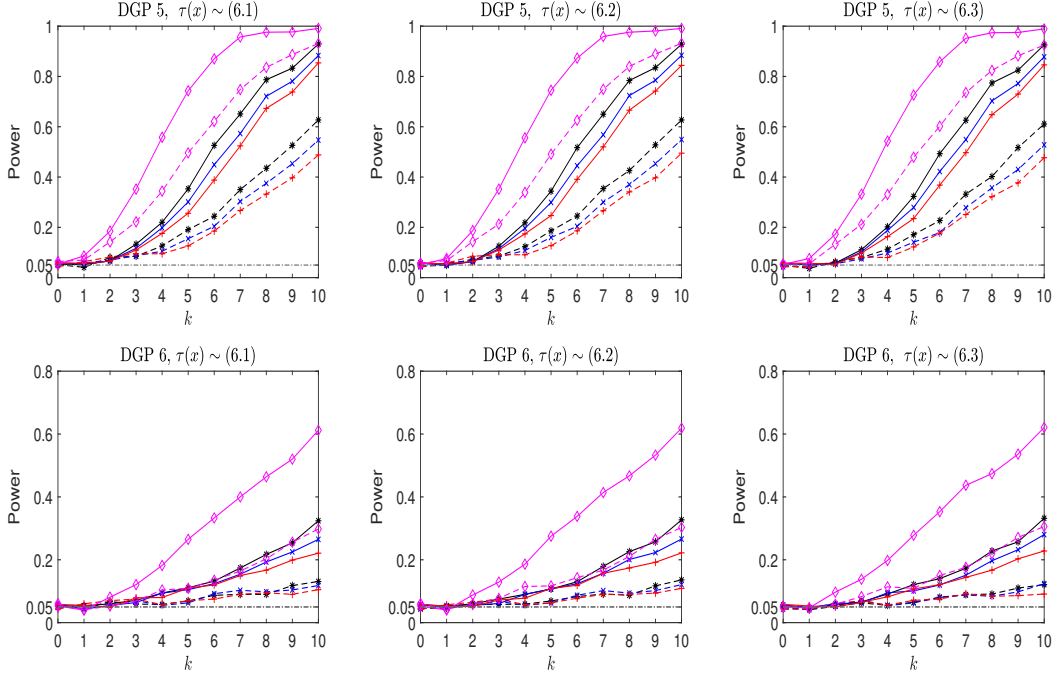


FIG 2. The descriptions are as for Fig 1. Upper Panel: DGP 5; lower Panel: DGP 6.

First, we compare the efficiency of $\hat{\theta}_T$ and $\bar{\theta}_T$ by looking at the following ratio:

$$R_{qmle}(\gamma) = \frac{\text{the ESD of } \hat{\gamma}_T}{\text{the ESD of } \bar{\gamma}_T},$$

where γ is any entry of θ_0 , and the ESD of each estimator is computed based on 1000 replications. Table 2 reports the values of $R_{qmle}(\gamma)$ when the DGP is a stationary S-ARCH(2) (or S-GARCH(1,1)) model with $\tau(x) \sim (6.1)$, $\eta_t \sim N(0,1)$, and three different choices of θ_0 . From this table, we find that as expected, all the values of $R_{qmle}(\gamma)$ are close to 1, indicating that $\hat{\theta}_T$ and $\bar{\theta}_T$ have the same asymptotic efficiency when the S-GARCH model is stationary.

Second, we compare the power of LM_T and LM_T^{vt} and that of $Q_T(\ell)$ and $Q_T^{vt}(\ell)$ by looking at the following two ratios:

$$R_{lm} = \frac{\text{the power of } LM_T}{\text{the power of } LM_T^{vt}} \quad \text{and} \quad R_q(\ell) = \frac{\text{the power of } Q_T(\ell)}{\text{the power of } Q_T^{vt}(\ell)},$$

TABLE 2
The value of $R_{qmlc}(\gamma)$ when the S-GARCH model is stationary

DGP: S-ARCH(2) with $\tau(x) \sim (6.1)$ and $\eta_t \sim N(0, 1)$						
T	$(\alpha_{10}, \alpha_{20}) = (0.1, 0.5)$		$(\alpha_{10}, \alpha_{20}) = (0.2, 0.4)$		$(\alpha_{10}, \alpha_{20}) = (0.3, 0.3)$	
	$R_{qmlc}(\alpha_{10})$	$R_{qmlc}(\alpha_{20})$	$R_{qmlc}(\alpha_{10})$	$R_{qmlc}(\alpha_{20})$	$R_{qmlc}(\alpha_{10})$	$R_{qmlc}(\alpha_{20})$
1000	1.0966	0.9828	0.9403	1.0239	0.9981	0.9573
2000	1.0598	0.9405	1.0340	0.9864	1.0233	0.9827

DGP: S-GARCH(1, 1) with $\tau(x) \sim (6.1)$ and $\eta_t \sim N(0, 1)$						
T	$(\alpha_{10}, \beta_{10}) = (0.1, 0.6)$		$(\alpha_{10}, \beta_{10}) = (0.2, 0.5)$		$(\alpha_{10}, \beta_{10}) = (0.3, 0.3)$	
	$R_{qmlc}(\alpha_{10})$	$R_{qmlc}(\beta_{10})$	$R_{qmlc}(\alpha_{10})$	$R_{qmlc}(\beta_{10})$	$R_{qmlc}(\alpha_{10})$	$R_{qmlc}(\beta_{10})$
1000	0.9540	1.0746	0.9716	1.0483	1.0056	0.9926
2000	1.0588	1.0800	1.0223	1.0595	0.9795	0.9972

TABLE 3
The values R_{lm} and $R_q(\ell)$ based on a stationary S-GARCH(1, 2) model in DGP 5

$T \backslash k$		0	1	2	3	4	5	6	7	8	9	10
R_{lm}	1000	1.4222	1.0294	1.0597	0.9652	1.1169	1.0269	1.0065	0.9894	1.0048	0.9911	0.9738
	2000	1.0189	1.1622	1.0819	1.0292	1.0182	0.9973	0.9966	0.9897	0.9879	0.9809	0.9910
$R_q(6)$	1000	0.8667	0.6212	0.8602	0.9444	0.8400	0.9550	0.9071	0.9333	0.9275	0.9261	0.9676
	2000	1.2326	1.0196	0.7614	0.8526	0.9167	0.9566	1.0735	0.9879	0.9875	0.9597	0.9883
$R_q(9)$	1000	0.9231	0.7838	0.8434	0.8700	0.8333	0.9337	0.8755	0.9469	0.9102	0.9096	0.9431
	2000	1.2826	0.8438	0.7976	0.9435	0.9900	0.9617	1.0346	0.9795	0.9931	0.9513	0.9833
$R_q(12)$	1000	0.7288	0.8421	0.8632	0.8716	0.8879	0.9000	0.9439	0.8900	0.9379	0.8921	0.9121
	2000	1.1600	0.6988	0.8333	0.9166	1.0539	0.8707	1.0210	0.9905	0.9796	0.9634	0.9827

where the power of each test is computed based on 1000 replications. Table 3 reports the values of R_{lm} and $R_q(\ell)$ (for $\ell = 6, 9$ and 12), when the data are generated from a stationary S-GARCH(1, 2) model in DGP 5 with $\tau(x) \sim (6.1)$. The results for DGPs 3–4 and 6 are quite similar and hence omitted for saving the space. From Table 3, we can see that (i) the values of R_{lm} are close to 1 in all examined cases; (ii) when the value of T or k is small,

the values of $R_q(\ell)$ are slightly less than one, meaning that $Q_T^{vt}(\ell)$ could be more powerful than $Q_T(\ell)$; (ii) when the value of T or k becomes large, the power advantage of $Q_T^{vt}(\ell)$ disappears as the values of $R_q(\ell)$ are close to 1. These findings demonstrate that when the S-GARCH model is stationary, our two tests have the same power performance as their counterparts from the VT method especially for large T . We also highlight that when the S-GARCH model is non-stationary, our un-reported results show that LM_T^{vt} and $Q_T^{vt}(\ell)$ can cause a severe over-sized problem, and hence they can not be used in this case.

7. Applications. In this section, we re-study the US dollar to Indian rupee (USD/INR) exchange rate series and FTSE-index series in [Truquet \(2017\)](#), with respect to in-sample fitting and out-of-sample prediction.

7.1. USD/INR exchange rates. This subsection considers the USD/INR exchange rates series from December 19th, 2005 to February 18th, 2015. The log returns (in percentage) of this series having $T = 2301$ observations in total are denoted by $\{y_t\}$, and they are plotted in the upper panel of Fig 3. In [Truquet \(2017\)](#), this return series is fitted by a semiparametric ARCH(1) model with a time-varying intercept and a constant lag-1 ARCH parameter. Motivated by this, we use an ARCH(1) model as the pilot model in Algorithm 6.1 to choose the bandwidth $h = 0.0358$, and then calculate the series $\{\hat{u}_t\}$. Based on $\{\hat{u}_t\}$, our BIC selects $p = q = 1$ for the S-GARCH model, and hence we fit this return series by the S-GARCH(1, 1) model with $\hat{\alpha}_{1T} = 0.0762_{(0.0231)}$, $\hat{\beta}_{1T} = 0.8443_{(0.0475)}$, and $\hat{\tau}_t$ being plotted in the bottom panel of Fig 3, where the values in parentheses are the related asymptotic standard errors, and the bandwidth $h = 0.0833$ is re-chosen by using a GARCH(1, 1) model as the pilot model in Algorithm 6.1. For this fitted S-GARCH(1, 1) model, the p-values of the portmanteau tests $Q_T(6)$, $Q_T(9)$ and $Q_T(12)$ are 0.6472, 0.7530 and 0.8268, respectively, implying that our short run GARCH(1, 1) component u_t is adequate to fit the return series. In view of the plot of $\{\hat{\tau}_t\}$ in Fig 3, we can find that the long run component τ_t has relatively larger values around years 2009 and 2014. This finding is reasonable since

the examined return series is more volatile during 2008-2009 and 2013-2014.

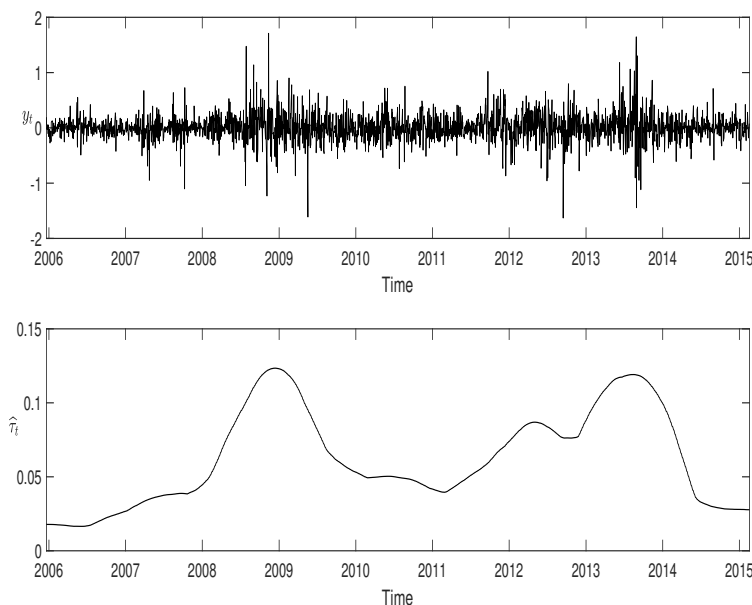


FIG 3. The plot of log returns $\{y_t\}$ (upper panel) and estimates $\{\hat{\tau}_t\}$ (bottom panel) for USD/INR series. Here, $\hat{\tau}_t$ is computed by using the Epanechnikov kernel with $h = 0.0833$.

7.2. FTSE-index. This subsection considers the FTSE-index series from January 4th, 2005 to March 4th, 2015. As the previous example, we study the log returns of this index series with $T = 2568$ observations in total, which is denoted by $\{y_t\}$ and plotted in the upper panel of Fig 4. Since [Truquet \(2017\)](#) suggested a semiparametric ARCH(5) model with a time-varying intercept and constant ARCH parameters to fit this return series, we take an ARCH(5) model as the pilot model in Algorithm 6.1, and then select the bandwidth $h = 0.0358$ as a result. Based on this choice of h , we compute $\{\hat{u}_t\}$ and select $p = q = 1$ according to the BIC. Hence, we fit this return series by the S-GARCH(1,1) model with $\hat{\alpha}_{1T} = 0.1098_{(0.0165)}$, $\hat{\beta}_{1T} = 0.8433_{(0.0233)}$, and $\hat{\tau}_t$ being plotted in the bottom panel of Fig 4, where the bandwidth $h = 0.0941$ is re-chosen by using a GARCH(1,1) model as the pilot model in Algorithm 6.1. Further, the portmanteau tests $Q_T(6)$, $Q_T(9)$ and $Q_T(12)$ (with p-

values equal to 0.5326, 0.5335 and 0.2800, respectively) suggest this fitted S-GARCH(1, 1) model is adequate. From the bottom panel of Fig 4, we find that the long run component τ_t for the FTSE return series only has a clear peak around 2009. This may imply that the stock market index series has a different long run structure with the exchange rate series.

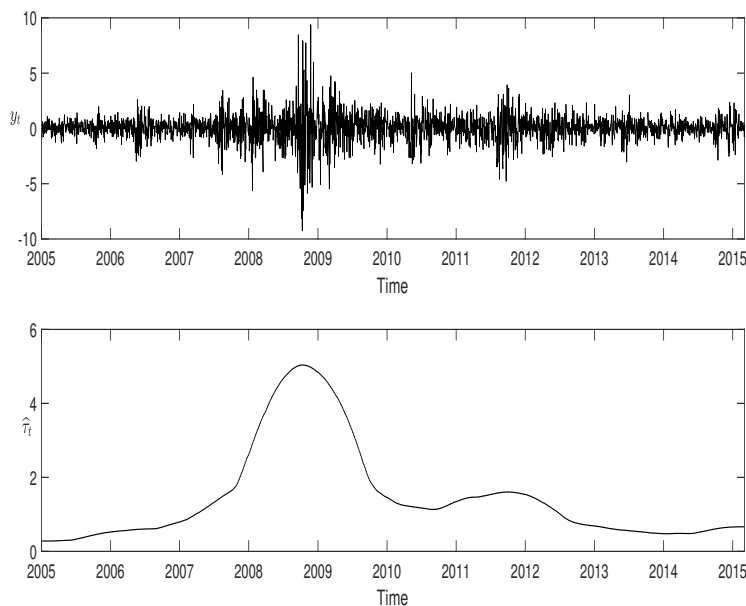


FIG 4. The plot of log returns $\{y_t\}$ (upper panel) and estimates $\{\hat{\tau}_t\}$ (bottom panel) for FTSE series. Here, $\hat{\tau}_t$ is computed by using the Epanechnikov kernel with $h = 0.0941$.

7.3. Forecasting comparisons. This subsection makes a forecasting comparison among S-GARCH(1, 1) model, S-ARCH(q) model, GARCH(1, 1) model in [Bollerslev \(1986\)](#), and LS-ARCH(q) model (i.e., the locally stationary ARCH(q) model) in [Fryzlewicz et al. \(2008\)](#) for the USD/INR and FTSE return series. Note that the S-ARCH(q) model can locally approximate the semiparametric ARCH(q) model in [Truquet \(2017\)](#), where $q = 1$ (or 5) is suggested for the USD/INR (or FTSE) return series. Hence, we follow [Truquet \(2017\)](#) to select q for the S-ARCH(q) and LS-ARCH(q) models.

Next, we compare all four models in terms of the mean squared prediction error (MSPE).

Specifically, we use the in-sample data set $\{y_t\}_{t=1}^{T_0}$ to make a t_0 -step ahead forecast $\hat{y}_{T_0+t_0|T_0}^2$ for the out-of-sample data point $y_{T_0+t_0}^2$, and then compute the MSPE by

$$\text{MSPE}(t_0) = \sum_{T_0=1500}^{T-t_0} (\hat{y}_{T_0+t_0|T_0}^2 - y_{T_0+t_0}^2)^2.$$

The model with the smallest value of $\text{MSPE}(t_0)$ has the best t_0 -step ahead forecasting performance.

Moreover, we introduce how each model computes $\hat{y}_{T_0+t_0|T_0}^2$. For the S-GARCH(1, 1) model, we fit the model via the two-step estimation based on the in-sample data set $\{y_t\}_{t=1}^{T_0}$, where the bandwidth h is chosen by Algorithm 6.1 with a pilot GARCH(1, 1) model. With the kernel estimate $\hat{\tau}_{T_0}$ and QMLE $\hat{\theta}_{T_0}$, we then obtain $\hat{y}_{T_0+t_0|T_0}^2 = \hat{\tau}_{T_0} g_{T_0+t_0|T_0}(\hat{\theta}_{T_0})$, where $g_{T_0+t_0|T_0}(\hat{\theta}_{T_0})$ computed as for volatility prediction in the GARCH(1, 1) model is the t_0 -step-ahead prediction of $g_{T_0+t_0}$. A similar way is used for the S-ARCH(q) model to compute $\hat{y}_{T_0+t_0|T_0}^2$. For the GARCH(1, 1) model, we fit the model via the VT estimation based on the in-sample data set $\{y_t\}_{t=1}^{T_0}$, and then compute $\hat{y}_{T_0+t_0|T_0}^2$ in the conventional way. For the LS-ARCH(q) model, we follow the method in Fryzlewicz et al. (2008) to compute $\hat{y}_{T_0+t_0|T_0}^2$. That is, we treat the last \tilde{T} in-sample data points as if they came from a stationary ARCH(q) process, and then estimate the parameter based on these \tilde{T} data points and compute $\hat{y}_{T_0+t_0|T_0}^2$ as for the stationary ARCH(q) model. Here, the tuning parameter \tilde{T} is chosen by minimizing the following MSPE:

$$\tilde{T} = \arg \min_{T \in \mathcal{T}} \sum_{t \in [T_0-50, T_0-1]} (\hat{y}_{t+1|t}^2(T) - y_{t+1}^2)^2,$$

where $\mathcal{T} = \{50, 100, \dots, 500\}$, and $\hat{y}_{t+1|t}^2(T)$ computed as for the stationary ARCH(q) model is the prediction of y_{t+1}^2 based on the data set $\{y_i\}_{i=t-T+1}^t$.

Table 4 reports the values of $\text{MSPE}(t_0)$ for all four models, where the prediction horizon t_0 is taken as 1, 5, 10 and 22, corresponding to daily, weekly, biweekly and monthly predictions, respectively. From this table, we find that for the USD/INR return series, (i) the S-GARCH model has the best daily and weekly forecasting performance and the second

best biweekly and monthly forecasting performance; (ii) the LS-ARCH model performs the best for the biweekly and monthly forecast, the second best for the weekly forecast, but the worst for the daily forecast; (iii) the GARCH model has a better forecasting performance than the S-ARCH model, which delivers the worst weekly, biweekly and monthly forecasts. For the FTSE return series, the S-GARCH model always performs best except for $t_0 = 1$, in which the GARCH model performs slightly better. Meanwhile, the GARCH model exhibits better forecasting performance than the LS-ARCH model, while the S-ARCH model still remains the worst one in general. Overall, our S-GARCH model has the best forecasting performance especially when the prediction horizon is long.

TABLE 4
The values of $MSPE(t_0)$ for $t_0 = 1, 5, 10$ and 22

	USD/INR				FTSE			
	1	5	10	22	1	5	10	22
S-GARCH	0.0434	0.0476	0.0487	0.0500	3.1588	3.2889	3.3447	3.5227
S-ARCH	0.0454	0.0496	0.0500	0.0514	3.2381	3.4576	3.5692	3.7502
GARCH	0.0444	0.0484	0.0499	0.0509	3.1587	3.2917	3.3749	3.5833
LS-ARCH	0.0456	0.0482	0.0479	0.0480	3.3553	3.3828	3.4317	3.5389

Note: For each t_0 , the smallest value of $MSPE(t_0)$ among all four models is in boldface.

8. Concluding remarks. This paper provides a complete statistical inference procedure for the S-GARCH model. Our methodologies including the estimation and testing center around the QMLE of the non-time-varying parameters in GARCH-type short run component. Since this QMLE is based on the estimate of the long run component, we develop new proof techniques to derive its asymptotic normality, and find that its asymptotic variance is adaptive to the long run component with unknown form. By comparing the results with those in [Hafner and Linton \(2010\)](#), we discover a much more simple asymptotic variance expression for the QMLE, which can bring a lot of convenience to practitioners. By comparing with the QMLE from VT method in [Francq et al. \(2011\)](#), we find that our QMLE not only enjoys a broader application scope to deal with the non-stationary S-

GARCH model, but also avoids any efficiency loss when the S-GARCH model is stationary. All of these interesting features have not been unveiled before in the literature, and they make our QMLE and its related LM and portmanteau tests more appealing in practice.

Finally, we suggest some future subjects. First, it is interesting to extend our study to the robust estimation context. This could give us more efficient estimators and more powerful tests for dealing with heavy-tailed data. Second, a similar semiparametric framework as (1.1) can be posed into many variants of the standard GARCH model (for example, the asymmetric power-GARCH model in Pan et al. (2008) and the asymmetric log-GARCH model in Francq et al. (2013)), and our methodologies could be applied to these new resulting semiparametric models. Third, another possible work is to relax the smooth condition of the long run component to allow for abrupt changes. This seems challenging and may require more non-trivial technique treatments.

APPENDIX: PROOFS

To facilitate the proofs, we first introduce some notations. As for $g_t(\theta)$, $\hat{g}_t(\theta)$, $L_T(\theta)$ and $\hat{L}_T(\theta)$ in (2.4)–(2.6), we similarly define

$$(A.1) \quad \tilde{L}_T(\theta) = \sum_{t=1}^T \tilde{l}_t(\theta) \quad \text{with} \quad \tilde{l}_t(\theta) = \frac{u_t^2}{\tilde{g}_t(\theta)} + \log \tilde{g}_t(\theta),$$

where $\tilde{g}_t(\theta)$ is defined in the same way as $\hat{g}_t(\theta)$ in (2.6) with \hat{u}_t replaced by u_t . Meanwhile, we let $\kappa_T = \sqrt{\frac{\log T}{Th}} + h^2$, $\Delta_t = \hat{u}_t^2 - u_t^2$, $\tilde{S}_t(\theta) = \hat{g}_t(\theta)^{-1} - \tilde{g}_t(\theta)^{-1}$, $B^{(j)}$ be a $p \times p$ matrix with $(1, j)$ th element 1 and other elements 0, and

$$B = \begin{pmatrix} \beta_1 & \beta_2 & \cdots & \beta_p \\ 1 & 0 & \cdots & 0 \\ \vdots & & & \vdots \\ 0 & \cdots & 1 & 0 \end{pmatrix}$$

be a $p \times p$ matrix. Also, we let C be a generic constant which may differ at each appearance.

Next, we give five technical lemmas, whose proofs are given in the supplementary material (Jiang et al. (2019)). Lemma A.1 captures the error from the nonparametric estimation. Lemma A.2 gives some useful results on Δ_t and $\tilde{S}_t(\theta)$. Lemma A.3 ensures that replacing u_t by \hat{u}_t has a negligible impact on our asymptotic results. Lemma A.4 guarantees that the effect from initial values to our asymptotics is negligible. Lemma A.5 provides a useful β -mixing result.

LEMMA A.1. *Suppose Assumptions 2.1–2.4 hold. Then, almost surely (a.s.),*

$$\begin{aligned} \text{(i)} \quad & \sup_{x \in (0,1)} \left| \hat{\tau}(x) - \tau(x) - \frac{1}{T} \sum_{t=1}^T K_h\left(x - \frac{t}{T}\right) \tau(x)(u_t^2 - 1) - h^2 b(x) \right| = O\left(\frac{\log T}{Th}\right) + o(h^2); \\ \text{(ii)} \quad & \sup_{x \in (0,1)} \left| \frac{1}{T} \sum_{t=1}^T K_h\left(x - \frac{t}{T}\right) \tau(x)(u_t^2 - 1) \right| = O\left(\sqrt{\frac{\log T}{Th}}\right). \end{aligned}$$

LEMMA A.2. *Suppose the conditions in Theorem 2.2 hold. Then,*

$$\begin{aligned} \text{(i)} \quad & \Delta_t = \tau_t^{-1}(\tau_t - \hat{\tau}_t)u_t^2 + O(\kappa_T^2)u_t^2, \text{ where } O(1) \text{ holds uniformly in } t; \\ \text{(ii)} \quad & \sup_{\theta \in \Theta} |\tilde{S}_t(\theta)| \leq C\kappa_T. \end{aligned}$$

LEMMA A.3. *Suppose the conditions in Theorem 2.2 hold. Then, for any $\iota \leq 4(1 + 2\delta)$,*

$$\begin{aligned} \text{(i)} \quad & \sup_{\theta \in \Theta} \left\| \hat{g}_t(\theta) - \tilde{g}(\theta) \right\|_{\iota} \leq C\kappa_T; \\ \text{(ii)} \quad & \sup_{\theta \in \Theta} \left\| \frac{\partial \hat{g}_t(\theta)}{\partial \theta} - \frac{\partial \tilde{g}_t(\theta)}{\partial \theta} \right\|_{\iota} \leq C\kappa_T; \\ \text{(iii)} \quad & \sup_{\theta \in \Theta} \left\| \frac{\partial^2 \hat{g}_t(\theta)}{\partial \theta \partial \theta'} - \frac{\partial^2 \tilde{g}_t(\theta)}{\partial \theta \partial \theta'} \right\|_{\iota} \leq C\kappa_T. \end{aligned}$$

LEMMA A.4. *Suppose Assumptions 2.1 and 2.5–2.7 hold. Then, there exists a $\rho \in (0, 1)$*

such that for any $\iota \leq 4(1 + 2\delta)$,

$$\begin{aligned} \text{(i)} \quad & \sup_{\theta \in \Theta} \left\| g_t(\theta) - \tilde{g}(\theta) \right\|_{\iota} \leq C\rho^t; \\ \text{(ii)} \quad & \sup_{\theta \in \Theta} \left\| \frac{\partial g_t(\theta)}{\partial \theta} - \frac{\partial \tilde{g}_t(\theta)}{\partial \theta} \right\|_{\iota} \leq C\rho^t; \\ \text{(iii)} \quad & \sup_{\theta \in \Theta} \left\| \frac{\partial^2 g_t(\theta)}{\partial \theta \partial \theta'} - \frac{\partial^2 \tilde{g}_t(\theta)}{\partial \theta \partial \theta'} \right\|_{\iota} \leq C\rho^t. \end{aligned}$$

LEMMA A.5. Suppose Assumptions 2.4–2.5 and 2.7(i) hold. Then, $\{(u_t, g_t, \frac{\partial g_t(\theta)}{\partial \theta'})\}$ is strictly stationary and β -mixing with exponential decay.

PROOF OF THEOREM 2.1. See the supplementary material in Jiang et al. (2019). \square

PROOF OF THEOREM 2.2(i). See the supplementary material in Jiang et al. (2019).

In order to prove Theorem 2.2(ii), we need a crucial proposition, which is interesting in its own right.

PROPOSITION A.1. Let $\{c_t\}_{t \in \mathbb{Z}}$ be a sequence of stationary process and $\mathcal{F}_t^s = \sigma(c_i, t \leq i \leq s)$ be the sigma-field generated by $\{c_i, t \leq i \leq s\}$. Define

$$S_T = \frac{1}{\sqrt{T}} \sum_{t=1}^T b_t \left\{ \frac{1}{Th} \sum_{s=1}^T K\left(\frac{s-t}{Th}\right) a_s \right\},$$

where $a_t = f(c_t)$, $b_t = g(c_t, c_{t-k})$ for some $k \leq n_T$, and $f(\cdot)$ and $g(\cdot, \cdot)$ are two real-valued functions. Suppose the following conditions hold:

- (1) $Ea_t = 0$, $Eb_t = 0$, $E|a_t|^{\iota_1(1+2\delta)} < \infty$ and $E|b_t|^{\iota_2(1+2\delta)} < \infty$ where $\iota_1, \iota_2 > 0$ satisfying $\iota_1^{-1} + \iota_2^{-1} = 1/2$ and $\delta > 0$;
- (2) c_t is β -mixing with mixing coefficients $\beta(j)$ satisfying $\sum_{j=1}^{\infty} \beta(j)^{\delta/(1+\delta)} < \infty$;
- (3) $K(\cdot)$ satisfies Assumption 2.3 and h satisfies Assumption 2.8;
- (4) n_T is either a constant or $n_T \rightarrow \infty$ and $n_T = o(\sqrt{Th^2})$ as $T \rightarrow \infty$.

Then,

$$(i) |ES_t| \leq \frac{Cn_T}{\sqrt{Th}} \quad \text{and} \quad (ii) ES_T^2 \leq C \max \left\{ \frac{n_T}{\sqrt{Th}}, \frac{1}{Th^2} \right\}.$$

PROOF. We decompose $S_T = S_{T,1} + S_{T,2} + S_{T,3} + S_{T,4}$, where

$$\begin{aligned} S_{T,1} &= \frac{1}{T^{3/2}h} \sum_{t=1}^{T-1} b_t \sum_{s=t+1}^T K\left(\frac{s-t}{Th}\right) a_s, & S_{T,2} &= \frac{1}{T^{3/2}h} \sum_{t=n_T+1}^T b_t \sum_{s=1}^{t-n_T} K\left(\frac{s-t}{Th}\right) a_s, \\ S_{T,3} &= \frac{1}{T^{3/2}h} \sum_{t=n_T+1}^{T-1} b_t \sum_{s=t-n_T+1}^t K\left(\frac{s-t}{Th}\right) a_s, & S_{T,4} &= \frac{1}{T^{3/2}h} \sum_{t=1}^{n_T} b_t \sum_{s=1}^t K\left(\frac{s-t}{Th}\right) a_s. \end{aligned}$$

(i) Under Condition (1), we must have $\iota_1 > 2$ and $\iota_2 > 2$, which indicates $\|a_t\|_{2(1+2\delta)} < \infty$ and $\|b_s\|_{2(1+2\delta)} < \infty$.

Since $b_t \in \mathcal{F}_{t-n_T}^t$, by Conditions (1)–(3) and Davydov's inequality (see [Davydov \(1968\)](#)), we have

$$\begin{aligned} |ES_{T,1}| &\leq \frac{C}{T^{3/2}h} \sum_{t=1}^{T-1} \sum_{s=t+1}^T |E(b_t a_s)| \\ &\leq \frac{C}{T^{3/2}h} \sum_{t=1}^{T-1} \sum_{s=t+1}^T \beta(s-t)^{\delta/(1+\delta)} \|b_t\|_{2(1+\delta)} \|a_s\|_{2(1+\delta)} = \frac{C}{T^{1/2}h}. \end{aligned}$$

Similarly, we can show that $|ES_{T,2}| \leq \frac{C}{T^{1/2}h}$. The result holds by noticing that

$$\begin{aligned} E|S_{T,3}| &\leq \frac{C}{T^{3/2}h} \sum_{t=n_T+1}^{T-1} \sum_{s=t-n_T+1}^t E|b_t a_s| \leq \frac{Cn_T}{T^{1/2}h}, \\ E|S_{T,4}| &\leq \frac{C}{T^{3/2}h} \sum_{t=1}^{n_T} \sum_{s=1}^t E|b_t a_s| \leq \frac{Cn_T^2}{T^{3/2}h}. \end{aligned}$$

(ii) It is not hard to obtain that $ES_{T,3}^2 \leq \frac{Cn_T^2}{Th^2}$ and $ES_{T,4}^2 \leq \frac{Cn_T^4}{T^3h^2}$. Below, we only prove that $ES_{T,1}^2 \leq \frac{Cn_T}{\sqrt{Th}} + \frac{C}{Th^2}$, since we can similarly show that $ES_{T,2}^2 \leq \frac{C}{\sqrt{Th}} + \frac{C}{Th^2}$.

Let $\varpi_t = \sum_{s=t+1}^T K\left(\frac{t-s}{Th}\right) a_s$. Then, $ES_{T,1}^2 = \frac{1}{T^3h^2} \sum_{t=1}^T \sum_{t'=1}^T Eb_t b_{t'} \varpi_t \varpi_{t'} := V_{T,1} + V_{T,2} + V_{T,3}$, where

$$\begin{aligned} V_{T,1} &= \frac{1}{T^3h^2} \sum_{t=1}^T \sum_{t'=t+1}^T Eb_t b_{t'} \varpi_t \varpi_{t'}, \quad V_{T,2} = \frac{1}{T^3h^2} \sum_{t=1}^T E(b_t \varpi_t)^2, \\ V_{T,3} &= \frac{1}{T^3h^2} \sum_{t'=1}^T \sum_{t=t'+1}^T Eb_t b_{t'} \varpi_t \varpi_{t'}. \end{aligned}$$

For simplicity, we only show that $V_{T,1} \leq \frac{Cn_T}{\sqrt{Th}} + \frac{C}{Th^2}$. Let

$$\begin{aligned} \varpi_{1t} &= \sum_{s=t+1}^{t'} K\left(\frac{t-s}{Th}\right) a_s \in \mathcal{F}_{t+1}^{\min\{t'-1, t+[Th]\}}, \quad \varpi_{2t} = \sum_{s=t'+1}^T K\left(\frac{t-s}{Th}\right) a_s \in \mathcal{F}_{t'}^\infty, \\ \varpi_{1t'} &= \sum_{s=t'+1}^{t'+[Th]-1} K\left(\frac{t'-s}{Th}\right) a_s \in \mathcal{F}_{t'}^{t'+[Th]-1}, \quad \varpi_{2t'} = \sum_{s=t'+[Th]}^T K\left(\frac{t'-s}{Th}\right) a_s \in \mathcal{F}_{t'+[Th]}^\infty. \end{aligned}$$

Here, we have used the fact that $K(\frac{t-s}{Th}) = 0$ if $|t-s| > [Th]$ by Condition (3). Moreover, decompose $V_{T,1} = V_{T,11} + V_{T,12} + V_{T,13}$, where

$$\begin{aligned} V_{T,11} &= \frac{1}{T^3 h^2} \sum_{t=1}^T \sum_{t'=t+1}^T E b_t \varpi_{1t} b_{t'} \varpi_{1t'}, & V_{T,12} &= \frac{1}{T^3 h^2} \sum_{t=1}^T \sum_{t'=t+1}^T E b_t \varpi_{1t} b_{t'} \varpi_{2t'}, \\ V_{T,13} &= \frac{1}{T^3 h^2} \sum_{t=1}^T \sum_{t'=t+1}^T E b_t \varpi_{2t} b_{t'} \varpi_{1t'}. \end{aligned}$$

Using Lemmas A.6–A.8 below, it follows that $V_{T,1} \leq C \max \left\{ \frac{n_T}{\sqrt{Th}}, \frac{1}{Th^2} \right\}$. \square

LEMMA A.6. *Under the conditions in Proposition A.1, $V_{T,11} \leq C \max \left\{ \frac{1}{\sqrt{Th}}, \frac{1}{Th^2} \right\}$.*

PROOF. First, we decompose $V_{T,11} = \sum_{i=1}^3 V_{T,11i}$, where

$$\begin{aligned} V_{T,111} &= \frac{1}{T^3 h^2} \sum_{t=1}^T \sum_{t'=t+1}^{t+2[Th]} \text{Cov}(b_t \varpi_{1t} b_{t'}, \varpi_{1t'}), & V_{T,112} &= \frac{1}{T^3 h^2} \sum_{t=1}^T \sum_{t'=t+2[Th]+1}^T \text{Cov}(b_t \varpi_{1t}, b_{t'} \varpi_{1t'}), \\ V_{T,113} &= \frac{1}{T^3 h^2} \sum_{t=1}^T \sum_{t'=t+2[Th]+1}^T E(b_t \varpi_{1t}) E(b_{t'} \varpi_{1t'}). \end{aligned}$$

Next, by Theorem 4.1 in Shao and Yu (1996), we have

$$(A.2) \quad \|\varpi_{1t}\|_{\iota} \leq C \sqrt{\min\{t' - t - 1, [Th] + 1\}} \|a_s\|_{\iota + \xi_0}$$

for some $0 \leq \iota \leq \iota_1(1 + 2\delta) - \xi_0$ and $\xi_0 > 0$. Since $b_t \varpi_{1t} b_{t'} \in \mathcal{F}'_{-\infty}$, by Davydov's inequality and Hölder's inequality, we can obtain

$$\begin{aligned} |V_{T,111}| &\leq \frac{1}{T^3 h^2} \sum_{t=1}^T \sum_{t'=t+1}^{t+2[Th]} \sum_{s=t'}^{t'+[Th]-1} C \beta(s - t')^{\delta/(1+\delta)} \|b_t \varpi_{1t} b_{t'}\|_{(1+\delta)\iota_1/(\iota_1-1)} \|a_s\|_{\iota_1(1+\delta)} \\ &\leq \frac{1}{T^3 h^2} \sum_{t=1}^T \sum_{t'=t+1}^{t+2[Th]} \sum_{s=t'}^{t'+[Th]-1} C \beta(s - t')^{\delta/(1+\delta)} \|b_t\|_{\iota_2(1+\delta)}^2 \|\varpi_{1t}\|_{\iota_1(1+\delta)} \|a_s\|_{\iota_1(1+\delta)} \\ &= \frac{1}{T^3 h^2} \sum_{t=1}^T \sum_{t'=t+1}^{t+2[Th]} \|\varpi_{1t}\|_{\iota_1(1+\delta)}. \end{aligned}$$

Using (A.2) with $\iota = \iota_1(1 + \delta)$ and $\xi_0 = \iota_1 \delta$, it follows that $|V_{T,111}| \leq \frac{CT^2 h \sqrt{Th}}{T^3 h^2} = \frac{C}{\sqrt{Th}}$.

Third, we note that $b_t \varpi_{1t} \in \mathcal{F}_{-\infty}^{t+[Th]}$ as $t' > t + [Th]$, and $b_{t'} K(\frac{t'-s}{Th}) a_s \in \mathcal{F}_{t'-n_T}^\infty \subset \mathcal{F}_{t'-[Th]+1}^\infty$ as $n_T \ll [Th]$. Then, by Davydov's inequality and Hölder's inequality, we have

$$\begin{aligned}
|V_{T,112}| &\leq \frac{1}{T^3 h^2} \sum_{t=1}^T \sum_{t'=t+2[Th]+1}^T \sum_{s=t'+1}^{t'+[Th]-1} \left| \text{Cov}(b_t \varpi_{1t}, b_{t'} K((t'-s)/Th) a_s) \right| \\
&\leq \frac{C}{T^3 h^2} \sum_{t=1}^T \sum_{t'=t+2[Th]+1}^T \sum_{s=t'+1}^{t'+[Th]-1} \beta(t'-t-2[Th])^{\delta/(1+\delta)} \|b_t \varpi_{1t}\|_{2(1+\delta)} \|b_{t'} a_s\|_{2(1+\delta)} \\
&\leq \frac{C}{T^3 h^2} \sum_{t=1}^T \sum_{t'=t+2[Th]+1}^T \sum_{s=t'+1}^{t'+[Th]-1} \beta(t'-t-2[Th])^{\delta/(1+\delta)} \|b_t\|_{\ell_2(1+\delta)}^2 \|\varpi_{1t}\|_{\ell_1(1+\delta)} \|a_s\|_{\ell_1(1+\delta)} \\
&\leq \frac{CTh}{T^3 h^2} \sum_{t=1}^T \|\varpi_{1t}\|_{\ell_1(1+\delta)}.
\end{aligned}$$

Using (A.2) with $\iota = \iota_1(1+\delta)$ and $\xi_0 = \iota_1\delta$, it follows that $|V_{T,112}| \leq \frac{C}{\sqrt{Th}}$. Finally, since it is straightforward to show that $|V_{T,113}| \leq \frac{C}{Th^2}$, the result follows. \square

LEMMA A.7. *Under the conditions in Proposition A.1, $V_{T,12} \leq \frac{C}{\sqrt{Th}}$.*

PROOF. Note that $b_t \varpi_{1t} b_{t'} \in \mathcal{F}_{-\infty}^{t'}$. By Davydov's inequality, Hölder's inequality and (A.2), we have

$$\begin{aligned}
|\text{Cov}(b_t \varpi_{1t} b_{t'}, \varpi_{2t'})| &\leq \sum_{s=t'+[Th]}^T K\left(\frac{t'-s}{Th}\right) |\text{Cov}(b_t \varpi_{1t} b_{t'}, a_s)| \\
&\leq C \sum_{j=[Th]}^T \beta(j)^{\delta/(1+\delta)} \|b_t\|_{\ell_2(1+\delta)}^2 \|\varpi_{1t}\|_{\ell_1(1+\delta)} \|a_s\|_{\ell_1(1+\delta)} \\
&= C\sqrt{Th} \sum_{j=[Th]}^T \beta(j)^{\delta/(1+\delta)}.
\end{aligned}$$

By Condition (2) and the fact $Th \rightarrow \infty$ as $T \rightarrow \infty$, we have that $Th \sum_{j=[Th]}^T \beta(j)^{\delta/(1+\delta)} \leq C$, which entails that $|V_{T,12}| \leq \frac{C}{\sqrt{T^3 h^5}} \leq \frac{C}{\sqrt{Th}}$. \square

LEMMA A.8. *Under assumptions of Proposition A.1, $V_{T,13} \leq \frac{Cn_T}{\sqrt{Th}}$.*

PROOF. Rewrite $\varpi_{t'} = \varpi_{3t'} + \varpi_{4t'}$, where

$$\varpi_{3t'} = \sum_{r=t'+1}^s K\left(\frac{t'-r}{Th}\right) a_r \text{ and } \varpi_{4t'} = \sum_{r=s+1}^{t'+[Th]} K\left(\frac{t'-r}{Th}\right) a_r.$$

Then, we can decompose $V_{T,13} = \sum_{i=1}^4 V_{T,13i}$, where

$$\begin{aligned} V_{T,131} &= \frac{1}{T^3 h^2} \sum_{t=1}^T \sum_{t'=t+1}^{t+[Th]} \sum_{s=t'+1}^{t+[Th]} K\left(\frac{t-s}{Th}\right) \text{Cov}(b_t b_{t'}, a_s \varpi_{3t'}), \\ V_{T,132} &= \frac{1}{T^3 h^2} \sum_{t=1}^T \sum_{t'=t+1}^{t+[Th]} \sum_{s=t'+1}^{t+[Th]} K\left(\frac{t-s}{Th}\right) \text{Cov}(b_t b_{t'}, a_s \varpi_{4t'}), \\ V_{T,133} &= \frac{1}{T^3 h^2} \sum_{t=1}^T \sum_{t'=t+1}^{t+[Th]} \sum_{s=t'+1}^{t+[Th]} K\left(\frac{t-s}{Th}\right) E(b_t b_{t'}) E(a_s \varpi_{t'}), \\ V_{T,134} &= \frac{1}{T^3 h^2} \sum_{t=1}^T \sum_{t'=t+[Th]+1}^T \sum_{s=t'+1}^T K\left(\frac{t-s}{Th}\right) E(b_t b_{t'} a_s \varpi_{t'}). \end{aligned}$$

First, by interchanging summations of s and r , we have

$$V_{T,131} = \frac{C}{T^3 h^2} \sum_{t=1}^T \sum_{t'=t+1}^{t+[Th]} \sum_{r=t'+1}^{t+[Th]} \sum_{s=r}^{t+[Th]} K\left(\frac{t-s}{Th}\right) K\left(\frac{t'-r}{Th}\right) \text{Cov}(b_t b_{t'}, a_s a_r).$$

Since $b_t b_{t'} \in \mathcal{F}'_{-\infty}$, by Davydov's inequality and Hölder's inequality, we can show

$$\begin{aligned} |V_{T,131}| &\leq \frac{C}{T^3 h^2} \sum_{t=1}^T \sum_{t'=t+1}^{t+[Th]} \sum_{r=t'+1}^{t+[Th]} \text{Cov}(b_t b_{t'}, a_r \sum_{s=r}^{t+[Th]} K\left(\frac{t-s}{Th}\right) a_s) \\ &\leq \frac{C}{T^3 h^2} \sum_{t=1}^T \sum_{t'=t+1}^{t+[Th]} \sum_{r=t'+1}^{t+[Th]} \beta(r-t')^{\delta/(1+\delta)} \|b_t b_{t'}\|_{\ell_2(1+\delta)/2} \\ &\quad \times \left\| a_r \sum_{s=r}^{t+[Th]} K\left(\frac{t-s}{Th}\right) a_s \right\|_{\ell_1(1+\delta)} \\ &\leq \frac{C}{T^3 h^2} \sum_{t=k+1}^T \sum_{t'=t+1}^{t+[Th]} \sum_{r=t'}^{t+[Th]} \beta(r-t')^{\delta/(1+\delta)} \|b_t\|_{\ell_2(1+\delta)/2}^2 \\ &\quad \times \|a_r\|_{\ell_1(1+\delta)} \left\| \sum_{s=r}^{t+[Th]} K\left(\frac{t-s}{Th}\right) a_s \right\|_{\ell_1(1+\delta)}. \end{aligned}$$

By similar arguments as for (A.2), we have

$$\left\| \sum_{s=r}^{t+[Th]} K\left(\frac{t-s}{Th}\right) a_s \right\|_{\ell_1(1+\delta)} \leq C \sqrt{t + [Th] - r} \|a_s\|_{\ell_1(1+2\delta)} \leq C \sqrt{Th} \|a_s\|_{\ell_1(1+2\delta)},$$

and hence it follows that $|V_{T,131}| \leq \frac{CT^2 h \sqrt{Th}}{T^3 h^2} = \frac{C}{\sqrt{Th}}$. Similarly, $|V_{T,132}| \leq \frac{C}{\sqrt{Th}}$.

Next, we decompose $V_{T,133} = V_{T,1331} + V_{T,1332}$, where

$$\begin{aligned} V_{T,1331} &= \frac{1}{T^3 h^2} \sum_{t=1}^T \sum_{t'=t+1}^{t+n_T} \sum_{s=t'}^{t+[Th]} K\left(\frac{t-s}{Th}\right) E(b_t b_{t'}) E(a_s \varpi_{t'}), \\ V_{T,1332} &= \frac{1}{T^3 h^2} \sum_{t=1}^T \sum_{t'=t+n_T+1}^{t+[Th]} \sum_{s=t'}^{t+[Th]} K\left(\frac{t-s}{Th}\right) E(b_t b_{t'}) E(a_s \varpi_{t'}). \end{aligned}$$

It is easy to see that

$$|V_{T,1331}| \leq \frac{1}{T^3 h^2} \sum_{t=1}^T \sum_{t'=t+1}^{t+n_T} \sum_{s=t'}^{t+[Th]} K\left(\frac{t-s}{Th}\right) \|b_t\|_2^2 \|a_s\|_2 \|\varpi_{t'}\|_2 \leq \frac{CT^2 h}{T^3 h^2} \sum_{t'=t+1}^{t+n_T} \|\varpi_{t'}\|_2$$

and $\|\varpi_{t'}\|_2 \leq C \sqrt{Th} \|a_s\|_{\ell_2(1+\delta)}$ by (A.2). So, we have that $|V_{T,1331}| \leq \frac{C n_T}{\sqrt{Th}}$. Moreover, by Davydov's inequality and Hölder's inequality, we can show

$$\begin{aligned} |V_{T,1332}| &\leq \frac{C}{T^3 h^2} \sum_{t=1}^T \sum_{t'=t+n_T+1}^{t+[Th]} \sum_{s=t'}^{t+[Th]} \beta(t' - n_T - t)^{\delta/(1+\delta)} \|b_t\|_{\ell_2(1+\delta)/2}^2 \|a_s\|_2 \|\varpi_{t'}\|_2 \\ &\leq \frac{CT^2 h \sqrt{Th}}{T^3 h^2} = \frac{C}{\sqrt{Th}}, \end{aligned}$$

which implies that $|V_{T,133}| \leq \frac{C n_T}{\sqrt{Th}}$.

Finally, since $K\left(\frac{s-t}{Th}\right) = 0$ when $s \geq t' > t + [Th]$, it follows that $V_{T,134} = 0$, and hence the result follows. \square

PROOF OF THEOREM 2.2(ii). By Taylor's expansion, we have

$$(A.3) \quad \sqrt{T}(\hat{\theta}_T - \theta_0) = -\left\{ \frac{1}{T} \frac{\partial^2 \hat{L}_T(\theta^*)}{\partial \theta \partial \theta'} \right\}^{-1} \frac{1}{\sqrt{T}} \frac{\partial \hat{L}_T(\theta_0)}{\partial \theta},$$

where θ^* lies between $\hat{\theta}_T$ and θ_0 .

Let $\widehat{g}_t = \widehat{g}_t(\theta_0)$, $\widetilde{g}_t = \widetilde{g}_t(\theta_0)$, $\frac{\partial \widehat{g}_t}{\partial \theta_m} = \frac{\partial \widehat{g}_t(\theta_0)}{\partial \theta_m}$, $\frac{\partial \widetilde{g}_t}{\partial \theta_m} = \frac{\partial \widetilde{g}_t(\theta_0)}{\partial \theta_m}$, and $\widetilde{S}_t = \widetilde{S}_t(\theta_0)$. By noting that $\widehat{g}_t^{-1} = \widetilde{S}_t + \widetilde{g}_t^{-1}$, $\widehat{g}_t^{-1} \widehat{u}_t^2 = \widetilde{g}_t^{-1} u_t^2 + u_t^2 \widetilde{S}_t + \widetilde{g}_t^{-1} \Delta_t$ and $\frac{\partial \widehat{g}_t}{\partial \theta_m} = \frac{\partial \widehat{g}_t}{\partial \theta_m} - \frac{\partial \widetilde{g}_t}{\partial \theta_m} + \frac{\partial \widetilde{g}_t}{\partial \theta_m}$, we have

$$(A.4) \quad \frac{1}{\sqrt{T}} \frac{\partial \widehat{L}_T(\theta_0)}{\partial \theta_m} = \sum_{i=1}^{12} U_i,$$

where

$$\begin{aligned} U_1 &= \frac{1}{\sqrt{T}} \sum_{t=1}^T (1 - \widetilde{g}_t^{-1} u_t^2) \widetilde{g}_t^{-1} \frac{\partial \widetilde{g}_t}{\partial \theta_m}, & U_2 &= \frac{1}{\sqrt{T}} \sum_{t=1}^T (1 - \widetilde{g}_t^{-1} u_t^2) \widetilde{g}_t^{-1} \left(\frac{\partial \widehat{g}_t}{\partial \theta_m} - \frac{\partial \widetilde{g}_t}{\partial \theta_m} \right), \\ U_3 &= \frac{1}{\sqrt{T}} \sum_{t=1}^T (1 - \widetilde{g}_t^{-1} u_t^2) \widetilde{S}_t \frac{\partial \widetilde{g}_t}{\partial \theta_m}, & U_4 &= \frac{1}{\sqrt{T}} \sum_{t=1}^T (1 - \widetilde{g}_t^{-1} u_t^2) \widetilde{S}_t \left(\frac{\partial \widehat{g}_t}{\partial \theta_m} - \frac{\partial \widetilde{g}_t}{\partial \theta_m} \right), \\ U_5 &= -\frac{1}{\sqrt{T}} \sum_{t=1}^T \widetilde{g}_t^{-1} u_t^2 \widetilde{S}_t \frac{\partial \widetilde{g}_t}{\partial \theta_m}, & U_6 &= -\frac{1}{\sqrt{T}} \sum_{t=1}^T \widetilde{g}_t^{-1} u_t^2 \widetilde{S}_t \left(\frac{\partial \widehat{g}_t}{\partial \theta_m} - \frac{\partial \widetilde{g}_t}{\partial \theta_m} \right), \\ U_7 &= -\frac{1}{\sqrt{T}} \sum_{t=1}^T u_t^2 \widetilde{S}_t^2 \frac{\partial \widetilde{g}_t}{\partial \theta_m}, & U_8 &= -\frac{1}{\sqrt{T}} \sum_{t=1}^T u_t^2 \widetilde{S}_t^2 \left(\frac{\partial \widehat{g}_t}{\partial \theta_m} - \frac{\partial \widetilde{g}_t}{\partial \theta_m} \right), \\ U_9 &= -\frac{1}{\sqrt{T}} \sum_{t=1}^T \Delta_t \widehat{g}_t^{-1} \widetilde{g}_t^{-1} \frac{\partial \widetilde{g}_t}{\partial \theta_m}, & U_{10} &= -\frac{1}{\sqrt{T}} \sum_{t=1}^T \Delta_t \widehat{g}_t^{-1} \widetilde{g}_t^{-1} \left(\frac{\partial \widehat{g}_t}{\partial \theta_m} - \frac{\partial \widetilde{g}_t}{\partial \theta_m} \right), \\ U_{11} &= -\frac{1}{\sqrt{T}} \sum_{t=1}^T \Delta_t \widehat{g}_t^{-1} \widetilde{S}_t \frac{\partial \widetilde{g}_t}{\partial \theta_m}, & U_{12} &= -\frac{1}{\sqrt{T}} \sum_{t=1}^T \Delta_t \widehat{g}_t^{-1} \widetilde{S}_t \left(\frac{\partial \widehat{g}_t}{\partial \theta_m} - \frac{\partial \widetilde{g}_t}{\partial \theta_m} \right). \end{aligned}$$

Using the similar proof as for Theorem 2.2 in [Francq and Zakoïan \(2004\)](#), we can show

$$U_1 = \frac{1}{\sqrt{T}} \frac{\partial L_T(\theta_0)}{\partial \theta_m} + o_p(1) = -\frac{1}{\sqrt{T}} \sum_{t=1}^T (\eta_t^2 - 1) \psi_t + o_p(1).$$

By Hölder's inequality and Lemmas [A.2–A.3](#), it is not hard to prove

$$U_i = o_p(1) \text{ for } i = 4, 6, 7, 8, 10, 11, 12.$$

Combining with the results in Lemmas [A.10–A.12](#) below, by (A.4) it follows that

$$(A.5) \quad \frac{1}{\sqrt{T}} \frac{\partial \widehat{L}_T(\theta_0)}{\partial \theta_m} = -\frac{1}{\sqrt{T}} \sum_{t=1}^T \left\{ (\eta_t^2 - 1) \psi_t - \frac{\omega_0}{\gamma_0} E \left(\frac{1}{g_t^2} \frac{\partial g_t}{\partial \theta_m} \right) z_t \right\} + o_p(1),$$

where $\omega_0 = 1 - \sum_{i=1}^q \alpha_{i0} - \sum_{j=1}^p \beta_{j0}$ and $\gamma_0 = 1 - \sum_{j=1}^p \beta_{j0}$.

Using Lemmas A.2–A.4 and the consistency of $\widehat{\theta}_T$, it follows directly that

$$(A.6) \quad \frac{1}{T} \frac{\partial^2 \widehat{L}_t(\theta^*)}{\partial \theta \partial \theta'} \rightarrow_p E \left\{ \frac{\partial l_t(\theta_0)}{\partial \theta \partial \theta'} \right\} = J_1.$$

Hence, by (A.3) and (A.5)–(A.6) we have

$$(A.7) \quad \sqrt{T}(\widehat{\theta}_T - \theta_0) = J_1^{-1} \frac{1}{\sqrt{T}} \sum_{t=1}^T \left\{ (\eta_t^2 - 1) \psi_t - \frac{\omega_0}{\gamma_0} E \left(\frac{\psi_t}{g_t} \right) z_t \right\} + o_p(1).$$

Following Horváth et al. (2006), u_t^2 has an ARMA representation:

$$u_t^2 = \omega_0 + \sum_{i=1}^{\max\{p,q\}} (\alpha_{i0} + \beta_{i0}) u_{t-i}^2 - \sum_{j=1}^p \beta_{j0} g_{t-j} (\eta_{t-j}^2 - 1) + g_t (\eta_t^2 - 1),$$

with the convention $\beta_{i0} = 0$ if $i > p$ and $\alpha_{i0} = 0$ if $i > q$. Hence, it follows that $z_t = \sum_{i=1}^{\max\{p,q\}} (\alpha_{i0} + \beta_{i0}) z_{t-i} - \sum_{j=1}^p \beta_{j0} g_{t-j} (\eta_{t-j}^2 - 1) + g_t (\eta_t^2 - 1)$, which entails

$$(A.8) \quad \frac{1}{\sqrt{T}} \sum_{t=1}^T z_t = \frac{\gamma_0}{\omega_0} \frac{1}{\sqrt{T}} \sum_{t=1}^T g_t (\eta_t^2 - 1) + o_p(1).$$

By (A.7)–(A.8), we have

$$(A.9) \quad \sqrt{T}(\widehat{\theta}_T - \theta_0) = J_1^{-1} \frac{1}{\sqrt{T}} \sum_{t=1}^T (\eta_t^2 - 1) \left\{ \psi_t - E \left(\frac{\psi_t}{g_t} \right) g_t \right\} + o_p(1).$$

Now, the result holds by (A.9), the central limit theorem for martingale difference sequence, and the fact that $E(g_t \psi_t') = E \left(\frac{\partial g_t}{\partial \theta_0} \right) = 0$. \square

In order to prove Lemmas A.10–A.12, we need Lemma A.9 below. The proofs of Lemmas A.9–A.12 are provided in the supplementary material (Jiang et al. (2019)).

LEMMA A.9. *Let m_T satisfy*

$$(A.10) \quad m_T = O(T^{\lambda_m}) \text{ for some } \lambda_m > 0 \text{ and } \lambda_m + \lambda_h < 1/2.$$

Then, under the conditions in Theorem 2.2,

$$\max_{1 \leq i \leq m_T} \max_{i+1 \leq t \leq T} \left| \tau_t^{-1} (\widehat{\tau}_t - \tau_t) - \tau_{t-i}^{-1} (\widehat{\tau}_{t-i} - \tau_{t-i}) \right| = o \left(\frac{1}{\sqrt{T}} \right) \text{ a.s.}$$

LEMMA A.10. Under the conditions in Theorem 2.2, $U_2 = o_p(1)$ and $U_3 = o_p(1)$.

LEMMA A.11. Under the conditions in Theorem 2.2, $U_5 = -\frac{1}{\sqrt{T}} \sum_{t=1}^T M_m z_t + o_p(1)$, where $M_m = E\left(\frac{1}{g_t} \frac{\partial g_t}{\partial \theta_m}\right) - \frac{\omega_0}{\gamma_0} E\left(\frac{1}{g_t^2} \frac{\partial g_t}{\partial \theta_m}\right)$.

LEMMA A.12. Under the conditions in Theorem 2.2, $U_9 = \frac{1}{\sqrt{T}} \sum_{t=1}^T E\left(\frac{1}{g_t} \frac{\partial g_t}{\partial \theta_m}\right) z_t + o_p(1)$.

PROOF OF THEOREM 2.3. See the supplementary material in Jiang et al. (2019).

PROOF OF THEOREM 3.1. See the supplementary material in Jiang et al. (2019).

PROOF OF THEOREM 4.1. Since $\widehat{\eta}^2 \rightarrow_p 1$ and $\frac{1}{T} \sum_{t=1}^T (\widehat{\eta}_t^2 (\widehat{\theta}_T) - 1)^2 \rightarrow_p \kappa - 1$, it suffices to consider P_k , where

$$\begin{aligned} P_k &= \frac{1}{\sqrt{T}} \sum_{t=k+1}^T \left\{ \widehat{\eta}_t^2 (\widehat{\theta}_T) - 1 \right\} \left\{ \widehat{\eta}_{t-k}^2 (\widehat{\theta}_T) - 1 \right\} \\ &= \frac{1}{\sqrt{T}} \sum_{t=k+1}^T \left\{ \frac{\widehat{u}_t^2}{\widehat{g}_t(\widehat{\theta}_T)} - 1 \right\} \left\{ \frac{\widehat{u}_{t-k}^2}{\widehat{g}_{t-k}(\widehat{\theta}_T)} - 1 \right\} \\ &= \frac{1}{\sqrt{T}} \sum_{t=k+1}^T \left\{ \frac{\widehat{u}_t^2}{\widehat{g}_t(\widehat{\theta}_T)} - \frac{u_t^2}{g_t(\theta_0)} + \frac{u_t^2}{g_t(\theta_0)} - 1 \right\} \left\{ \frac{\widehat{u}_{t-k}^2}{\widehat{g}_{t-k}(\widehat{\theta}_T)} - \frac{u_{t-k}^2}{g_{t-k}(\theta_0)} + \frac{u_{t-k}^2}{g_{t-k}(\theta_0)} - 1 \right\} \\ &:= R_1 + R_2 + R_3 + R_4, \end{aligned}$$

where

$$\begin{aligned} R_1 &= \frac{1}{\sqrt{T}} \sum_{t=k+1}^T \left\{ \frac{u_t^2}{g_t(\theta_0)} - 1 \right\} \left\{ \frac{u_{t-k}^2}{g_{t-k}(\theta_0)} - 1 \right\}, \\ R_2 &= \frac{1}{\sqrt{T}} \sum_{t=k+1}^T \left\{ \frac{\widehat{u}_t^2}{\widehat{g}_t(\widehat{\theta}_T)} - \frac{u_t^2}{g_t(\theta_0)} \right\} \left\{ \frac{\widehat{u}_{t-k}^2}{\widehat{g}_{t-k}(\widehat{\theta}_T)} - \frac{u_{t-k}^2}{g_{t-k}(\theta_0)} \right\}, \\ R_3 &= \frac{1}{\sqrt{T}} \sum_{t=k+1}^T \left\{ \frac{u_t^2}{g_t(\theta_0)} - 1 \right\} \left\{ \frac{\widehat{u}_{t-k}^2}{\widehat{g}_{t-k}(\widehat{\theta}_T)} - \frac{u_{t-k}^2}{g_{t-k}(\theta_0)} \right\}, \\ R_4 &= \frac{1}{\sqrt{T}} \sum_{t=k+1}^T \left\{ \frac{\widehat{u}_t^2}{\widehat{g}_t(\widehat{\theta}_T)} - \frac{u_t^2}{g_t(\theta_0)} \right\} \left\{ \frac{u_{t-k}^2}{g_{t-k}(\theta_0)} - 1 \right\}. \end{aligned}$$

By Lemmas A.13–A.15 below, we have

$$P_k = \frac{1}{\sqrt{T}} \sum_{t=k+1}^T (\eta_t^2 - 1)(\eta_{t-k}^2 - 1) - D_k \sqrt{T}(\hat{\theta}_T - \theta_0) - \frac{\omega_0}{\gamma_0} H_k \left(\frac{1}{\sqrt{T}} \sum_{t=1}^T z_t \right).$$

Together with (A.8)–(A.9), it follows that

$$\begin{aligned} P_k = & \frac{1}{\sqrt{T}} \sum_{t=k+1}^T (\eta_t^2 - 1)(\eta_{t-k}^2 - 1) - D_k J^{-1} \left[\frac{1}{\sqrt{T}} \sum_{t=1}^T (\eta_t^2 - 1) \left\{ \psi_t - E \left(\frac{\psi_t}{g_t} \right) g_t \right\} \right] \\ & - H_k \left\{ \frac{1}{\sqrt{T}} \sum_{t=1}^T g_t (\eta_t^2 - 1) \right\} + o_p(1). \end{aligned}$$

The result follows by the central limit theorem for martingale difference sequences. \square

LEMMA A.13. Under the conditions in Theorem 4.1, $R_2 = o_p(1)$.

LEMMA A.14. Under the conditions in Theorem 4.1, $R_3 = o_p(1)$.

LEMMA A.15. Under the conditions in Theorem 4.1, $R_4 = -D_k \sqrt{T}(\hat{\theta}_T - \theta_0) - \frac{\omega_0}{\gamma_0} H_k \left(\frac{1}{\sqrt{T}} \sum_{t=1}^T z_t \right) + o_p(1)$.

The proofs of Lemmas A.13–A.15 are given in the supplementary material (Jiang et al. (2019)).

PROOF OF THEOREM 5.1. See the supplementary material in Jiang et al. (2019).

REFERENCES

- Amado, C., Teräsvirta, T., 2013. Modelling volatility by variance decomposition. *Journal of Econometrics* **175**, 142–153.
- Bickel, P.J., Klaassen, C.A., Ritov, Y., Wellner, J.A., 1993. *Efficient and Adaptive Estimation for Semiparametric Models*. Baltimore: Johns Hopkins University Press.
- Bollerslev, T., 1986. Generalized autoregressive conditional heteroskedasticity. *Journal of Econometrics* **31**, 307–327.
- Carrasco, M., Chen, X., 2002. Mixing and moment properties of various GARCH and stochastic volatility Models. *Econometric Theory* **18**, 17–39.

- Cavaliere, G., Taylor, A.M.R., 2007. Testing for unit roots in time series models with non-stationary volatility. *Journal of Econometrics* **140**, 919–947.
- Chen, B., Hong, Y., 2016. Detecting for smooth structural changes in GARCH models. *Econometric Theory* **32**, 740–791.
- Dahlhaus, R., Subba Rao, S., 2006. Statistical inference for time-varying ARCH processes. *Annals of Statistics* **34**, 1075–1114.
- Davydov, Y.A., 1968. Convergence of distributions generated by stationary stochastic processes. *Theory of Probability & Its Applications* **13**, 691–696.
- Engle, R.F., 1982. Autoregressive conditional heteroscedasticity with estimates of the variance of United Kingdom inflation. *Econometrica* **50**, 987–1007.
- Engle, R., Rangel, J., 2008. The spline-GARCH model for low-frequency volatility and its global macroeconomic causes. *Review of Financial Studies* **21**, 1187–1222.
- Francq, C., Zakoïan, J.M., 2004. Maximum likelihood estimation of pure GARCH and ARMA-GARCH processes. *Bernoulli* **10**, 605–637.
- Francq, C., Zakoïan, J.M., 2007. Quasi-maximum likelihood estimation in GARCH processes when some coefficients are equal to zero. *Stochastic Processes and their Applications* **117**, 1265–1284.
- Francq, C., Horváth, L., Zakoïan, J.M., 2011. Merits and drawbacks of variance targeting in GARCH models. *Journal of Financial Econometrics* **9**, 619–656.
- Francq, C., Wintenberger, O., Zakoïan, J.M., 2013. GARCH models without positivity constraints: Exponential or Log GARCH?. *Journal of Econometrics* **177**, 34–46.
- Fryzlewicz, P., Sapatinas, T., Subba Rao, S., 2008. Normalized least-squares estimation in time-varying ARCH models. *Annals of Statistics* **36**, 742–786.
- Hafner, C.M. Linton, O., 2010. Efficient estimation of a multivariate multiplicative volatility model. *Journal of Econometrics* **159**, 55–73.
- Hall, P., Wehrly, T.E., 1991. A geometrical method for removing edge effects from kernel-type nonparametric regression estimators. *Journal of the American Statistical Association* **86**, 665–672.
- Hall, P., Yao, Q., 2003. Inference in ARCH and GARCH models with heavy-tailed errors. *Econometrica* **71**, 285–317.
- Hansen, B.E., 2001. The new econometrics of structural change: dating breaks in US labour productivity. *Journal of Economic Perspectives* **15**, 117–128.
- Horváth, L., Kokoszka, P., 2003. GARCH processes: structure and estimation. *Bernoulli* **9**, 201–227.
- Horváth, L., Kokoszka, P., Zitikis, R., 2006. Sample and implied volatility in GARCH models. *Journal of Financial Econometrics* **4**, 617–635.
- Jiang, F., Li, D., Zhu, K. (2019) Supplement to “Adaptive inference for a semiparametric generalized

autoregressive conditional heteroscedastic model”.

- Li, W.K., Mak, T.K. 1994. On the squared residual autocorrelations in non-linear time series with conditional heteroskedasticity. *Journal of Time Series Analysis* **15**, 627–636.
- Ljung, G.M., Box, G.E., 1978. On a measure of lack of fit in time series models. *Biometrika* **65**, 297–303.
- Mikosch, T., Stărică, C., 2004. Nonstationarities in financial time series, the long-range dependence, and the IGARCH effects. *Review of Economics and Statistics* **86**, 378–390.
- Pan, J., Wang, H., Tong, H., 2008. Estimation and tests for power-transformed and threshold GARCH models. *Journal of Econometrics* **142**, 352–378.
- Patilea, V., Raïssi, H., 2014. Testing second-order dynamics for autoregressive processes in presence of time-varying variance. *Journal of the American Statistical Association* **109**, 1099–1111.
- Robinson, P.M., 1987. Asymptotically efficient estimation in the presence of heteroskedasticity of unknown form. *Econometrica* **55**, 875–891.
- Robinson, P.M., 1989. Nonparametric estimation of time-varying parameters. *Statistical Analysis and Forecasting of Economic Structural Change*. Hackl, P. (Ed.). Springer, Berlin, 253–264.
- Shao, Q.M., Yu, H., 1996. Weak convergence for weighted empirical processes of dependent sequences. *Annals of Probability* **24**, 2098–2127.
- Stărică, C., Granger, C., 2005. Nonstationarities in stock returns. *Review of Economics and Statistics* **87**, 503–522.
- Truquet, L., 2017. Parameter stability and semiparametric inference in time varying auto-regressive conditional heteroscedasticity models. *Journal of the Royal Statistical Society: Series B* **79**, 1391–1414.
- Xu, K.L., Phillips, P.C.B., 2008. Adaptive estimation of autoregressive models with time-varying variances. *Journal of Econometrics* **142**, 265–280.
- Zhang, T., Wu, W.B., 2012. Inference of time-varying regression models. *Annals of Statistics* **40**, 1376–1402.
- Zhou, Z., Shao, X., 2013. Inference for linear models with dependent errors. *Journal of the Royal Statistical Society: Series B* **75**, 323–343.
- Zhou, Z., Wu, W.B., 2009. Local linear quantile estimation for nonstationary time series. *Annals of Statistics* **37**, 2696–2729.
- Zhu, K., 2019. Statistical inference for autoregressive models under heteroscedasticity of unknown form. Forthcoming in *Annals of Statistics*.