

Time-Reversal Invariant Superconductivity of Sr_2RuO_4 Revealed by Josephson Effects

Satoshi Kashiwaya, Keiji Yada, and Yukio Tanaka

Department of Applied Physics, Nagoya University, Nagoya 464-8603, Japan

Kohta Saitoh,* Hiromi Kashiwaya, and Masao Koyanagi

National Institute of Advanced Industrial Science and Technology (AIST), Tsukuba, Ibaraki 305-8568, Japan

Masatoshi Sato

Yukawa Institute for Theoretical Physics, Kyoto University, Kyoto 606-8502, Japan

Yoshiteru Maeno

Department of Physics, Kyoto University, Kyoto 606-8502, Japan

(Dated: September 27, 2019)

Sr_2RuO_4 is one of the most promising candidates of a topological superconductor with broken time-reversal symmetry, because a number of experiments have revealed evidences for a spin-triplet chiral p -wave superconductivity. In order to clarify the time-reversal symmetry of Sr_2RuO_4 , we introduce a novel test that examines the invariance of the Josephson critical current under the inversion of both the current and magnetic fields, in contrast to the detection of a spontaneous magnetic field employed in past experiments. Analyses of the transport properties of the planar and corner Josephson junctions formed between Sr_2RuO_4 and Nb reveal the time-reversal invariant superconductivity, most probably helical p -wave, of Sr_2RuO_4 . This state corresponds to a yet-to-be confirmed *topological crystalline superconductivity* that can host two Majorana edge modes at the surface protected by crystalline mirror symmetry.

I. INTRODUCTION

Spontaneous symmetry breaking is one of the fundamental concepts in nature. The electrons in condensed matter transit to a lower energy state with lower symmetry when the temperature is reduced. A typical example is the Bardeen-Cooper-Schrieffer (BCS) type superconductor (SC), in which the electrons transit to the superconducting state accompanied by gauge symmetry breaking [1]. Recently, unconventional non-BCS superconducting states with additional spontaneous symmetry breaking have been explored in various novel SCs. The unusual superconducting state of layered perovskite Sr_2RuO_4 (Fig. 1A) with a critical temperature (T_c) of 1.5 K [2] has been a topic of intense debate over the last two decades because of numerous experimental results suggesting the first spin-triplet, time-reversal symmetry (TRS) breaking superconductivity albeit with unresolved issues [3–7].

Measurements of the Knight shift exhibiting totally different behavior from that of spin singlet SCs strongly support spin triplet superconductivity [4, 8]. The interference patterns of SQUID suggest the odd parity pairing of Sr_2RuO_4 [9]. Accepting the spin triplet superconductivity, a crystal structure with D_{4h} symmetry allows for six possible triplet pairing states under a quasi-two-dimensional (2D) Fermi surface. They are classified into two classes: two chiral states that break TRS with a d -vector aligned to the c -axis (Fig. 1D), and four helical

states that preserve TRS but break the spin-orbit symmetry with a d -vector lying in the plane (Fig. 1B, 1C) [3]. The six states are typical examples of 2D topological SCs characterized by gapless edge-state formation [4, 10]. In fact, the formation of the edge states has been observed as broad zero-bias conductance peaks of tunnel junctions [11–13]. Because of such unique characteristics, the final identification of the pairing symmetry is an outstanding current issue in superconductivity research.

The key issue in establishing the pairing states of Sr_2RuO_4 is the presence or absence of TRS. Since a recent theory clarifies the competing energy levels of the chiral and helical states [14], an experimental determination is strongly desired. Among several past experiments that tested TRS, an increase in the muon spin relaxation rate owing to a spontaneous magnetic field [15] and the presence of a finite Kerr rotation in the magneto-optic Kerr effect [16] suggest a broken TRS. Based on these results, chiral p -wave superconductivity has been widely accepted until recently. However, real-space detections of the spontaneous magnetic field originating from the chiral edge current [17, 18] were unsuccessful with scanning SQUIDs [19, 20] and scanning Hall probes [21]. Although the compatibility of the chiral superconductivity with the lack of a spontaneous edge current has been theoretically discussed [5, 22–28], the origin of the inconsistency has not been fully resolved yet. Therefore, the unambiguous determination of TRS based on a new reliable experimental probe is strongly desired.

In this study, we present strong evidence for a time-reversal invariance of superconductivity of Sr_2RuO_4 using $\text{Sr}_2\text{RuO}_4/\text{Nb}$ Josephson junctions (JJs). The significant influence of dynamical domain motion due to

* current affiliation: Nanophoton Corporation, Osaka 565-0871, Japan

multi-component superconductivity in the JJ characteristics has been known [29]. Such influence was successfully excluded by reducing the junction size [30]. Here, we introduce a novel current-field inversion (CFI) test of TRS that examines the invariance of the Josephson critical current under the inversion of both the current and magnetic fields. By introducing the CFI test, one can clearly resolve the harmonic components of the Josephson current, thereby identify TRS [31–33]. We accumulated critical current data of both planar and corner JJs and for all combinations of the positive and negative directions of the current and field. Based on a symmetry analysis of the critical current-magnetic field ($I_C - H$) patterns together with other basic transport properties of $\text{Sr}_2\text{RuO}_4/\text{Nb}$ JJs, we obtain the convincing conclusion that Sr_2RuO_4 is a TRS invariant helical triplet SC. This suggests the realization of a novel topological crystalline superconductivity with stable Majorana edge modes at the surface of Sr_2RuO_4 (Fig. 1E) [34].

II. THEORETICAL BACKGROUND

First, we describe the basic concept of the test for the TRS using Josephson effect employed in the present study. We assume a JJ between composed of a conventional SC (CSC) and an unconventional SC (USC). The current phase relation of the Josephson current $I(\varphi)$ (φ : phase difference between the two SCs) can generally be decomposed into harmonic terms:

$$I(\varphi) = \sum_n \{I_n^s \sin(n\varphi) + I_n^c \cos(n\varphi)\}, \quad (1)$$

where n is a positive integer. When the USC preserves TRS, only the sine terms becomes non-zero, whereas when the USC breaks TRS cosine terms also become finite [35]. Therefore, the determination of TRS based on the Josephson effect is equivalent to identifying the presence of cosine terms in Josephson current components. Moreover, we must consider the effects of spin-triplet pairing of the USC: the first terms ($n = 1$) disappear without the spin-orbit (SO) interaction owing to the spin space orthogonality between the singlet and triplet states. In contrast, in the presence of SO interaction, these first-order terms recover non-zero values due to spin-flip scattering at the interface and/or in the bulk. Nevertheless the amplitude of the first-order terms tend to be suppressed due to the spin space orthogonality compared to those of a JJ composed only of CSCs.

Kawai *et al.* calculated the Josephson current by taking into account of realistic multiple-band structure of Sr_2RuO_4 and the SO interaction at the interface [36, 37]. According to their results, which are summarized in Table I and II of [37], only the I_n^s s (sine terms) become non-zero for the helical states, and the corresponding $I(\varphi)$ is an odd function $I(\varphi) = -I(-\varphi)$ similar to that of JJs composed only of CSCs. By contrast, for the chiral state,




FIG. 1. Spin-triplet Cooper pairs and the topological crystalline superconductor. (A) Crystal structure and the mirror plane of Sr_2RuO_4 . Green, red and blue spheres represent Sr, Ru and O atoms, respectively. (B) Illustration of spin-triplet Cooper pairs and corresponding edge currents on the basal ab -plane for a set of helical states in which orbital angular momentum and spins are anti-parallel (A_{2u} and B_{1u} in Mulliken notation). Red and blue arrows represent up and down Cooper-pair spins (s). Yellow arrows represent the d -vector of spin-triplet superconductivity, and green arrows the orbital angular momentum (L). Shown in light blue lines are helical edge states carrying pure spin current without charge current. Two distinct helical states A_{2u} and B_{1u} differ by phase difference between spin sectors, 0 or π . (C) Illustration of another set of helical states (A_{1u} and B_{2u}) superconductors in which orbital angular momentum and spins are antiparallel. Two distinct helical states A_{1u} and B_{2u} differ by phase difference between two spin sectors, 0 or π . (D) Illustration of chiral states (E_u). Edge currents for the two spin states are in the same direction for the chiral state, whereas they are in opposite directions for the helical state. (E) Spin-up and spin-down sectors of the helical state. The helical state under mirror symmetry leads to topological crystalline superconducting state with a stable Majorana zero mode for each spin sector.

some values of I_n^c (cosine terms) become nonzero, and the corresponding $I(\varphi)$ is no longer an odd function as a consequence of the broken TRS. Therefore, the helical states and the chiral states can be empirically discriminated by examining the presence of cosine terms appeared in $I_C - H$ patterns in both the planar and the corner Josephson junction.

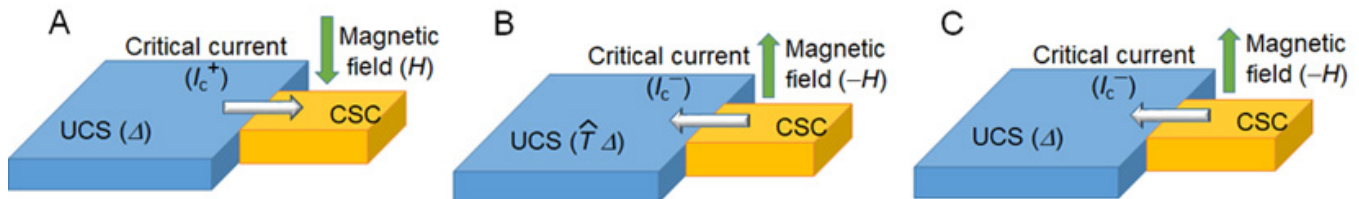


FIG. 2. (A) Illustration of current-biased Josephson junction of conventional superconductor (CSC)/unconventional superconductor (UCS) with order parameter Δ . Critical current is represented by I_C^+ in an applied magnetic field H . (B) Time-reversal system obtained by reversing current and magnetic field directions, as well as time reversal of order parameter ($\hat{T}\Delta$; \hat{T} is time reversal operator). Amplitude of critical current represented by $I_C^-(-H)$ is equivalent to $I_C^+(H)$ in A. (C) Experimentally feasible system of reversed current and reversed magnetic field directions. Since order parameter cannot be tuned externally, it is unchanged from (A), $-I_C^-(-H)$ is inequivalent to $I_C^+(H)$ unless USC is invariant to time-reversal. Therefore, trivial equivalence between I_C^+ and $-I_C^-(-H)$ disappears for USC with broken TRS owing to $\hat{T}\Delta \neq \Delta$.

To identify the presence of cosine terms, the current and magnetic field inversion test for the TRS is performed on the magnetic field (H) response of I_C (I_C - H pattern) of the JJs. Different from conventional analysis, we explicitly examine the critical current I_C for both the positive ($I_C^+ > 0$) and negative ($I_C^- < 0$) directions. We consider three types of symmetry of the I_C - H pattern (see Fig. 5A): (i) current inversion [CI, $I_C^+(H) = -I_C^-(H)$], (ii) magnetic field inversion [FI, $I_C^\pm(H) = I_C^\pm(-H)$], and (iii) current and magnetic field inversion [CFI, $I_C^\pm(H) = -I_C^\mp(-H)$]. Since the presence of the first and second harmonic terms was identified by Shapiro steps, three candidates can be listed as the pairing states: (I) helical SC [$I(\varphi) = I_1^s \sin \varphi + I_2^s \sin 2\varphi$], (II) single-band chiral SC with SO interaction [$I(\varphi) = I_1^c \cos \varphi + I_2^s \sin 2\varphi$], and (III) multiband chiral with SO interactions [$I(\varphi) = I_1^s \sin \varphi + I_1^c \cos \varphi + I_2^s \sin 2\varphi + I_2^c \cos 2\varphi$]. The relation between the symmetry of I_C - H and the above candidates is summarized in Table I. The influence of extrinsic effects such as the self-field and the non-uniform current distribution are also taken into account. It is important to note that testing the CFI symmetry of both the planar and corner JJs is essential in discriminating between these three candidate superconducting states.

The essence of physical concept is described in order to intuitively understand the underlying physics. We assume a current-biased JJ between CSC and UCS with the order parameter Δ , as shown in Fig. 2A. Time-reversal symmetry in the junction components except in the USC, as well as inversion symmetry of the USC, are assumed. Figure 2B shows the time reversal of Fig. 2A and has an equivalent I_c with the opposite sign. The configuration shown in Fig. 2B is obtained from Fig. 2A with three operations: i) reversing the current direction, ii) reversing the magnetic field, and iii) time reversing the UCS order parameter Δ ($\hat{T}\Delta$; \hat{T} is the time-reversal operator). In the experimentally feasible situation, we can externally control only the current (current inversion, CI) and the magnetic field directions (field inversion FI), while the superconducting order parameter stays unchanged from

Δ , as shown in Fig. 2C.

If the UCS is a time-reversal invariant SC, the relationship of $\hat{T}\Delta = \Delta$ leads to the equivalence between Fig. 2B and Fig. 2C, and thus the CFI invariance $I_C^+(H) = -I_C^-(-H)$ should be preserved. On the other hand, if UCS is a TRS-broken SC ($\hat{T}\Delta \neq \Delta$), the CFI invariance does not hold because Fig. 2B and Fig. 2C are no longer equivalent. Therefore, the TRS and the CFI symmetry of $I_c - H$ are strongly correlated. One exceptional case is the planar junction of a single-band (SB) chiral SC with SO interaction [$I(\varphi) = I_1^c \cos \varphi + I_2^s \sin 2\varphi$]. In this case, $I(\varphi)$ is not an odd function but an antisymmetric function with respect to $\varphi = \pm\pi/2$ [$I(\varphi \pm \pi/2) = -I(\varphi \mp \pi/2)$]. As a result, $I_C - H$ retains the CFI symmetry even though USC is time-reversal broken, as summarized in Table I.

It is noted that the CFI symmetry is insensitive to the presence of extrinsic effects such as SO interactions, non-uniformity of the current distribution, and the self-field effect. Therefore the present test is quite robust against the experimental difficulties. In fact, I_C peaks tend to shift to a finite magnetic field due to the influence of the self-field in the past experiments [32]. Temperature dependence of the peak position need to be precisely measured to exclude the influence of the self-magnetic field. Such a method cannot be applied to superconductors whose pairing symmetries can be varied depending on the temperature. Whereas, the present test has an advantage that the TRS can be judged based on a single temperature data because it is intrinsically insensitive to the self-field. Furthermore, the test based on the CFI invariance does not rely on the detection of a magnetic field induced by the edge current [17], which is not topologically protected and may be substantially weakened by various effects [23–28]. Whereas, the present method does not have the ability to discriminate between the two types of helical states shown in Fig. 1B, 1C. In addition, the present test does not properly work if the domain boundaries move during the measurement.

TABLE I. Relation between symmetry of $I_C - H$ and pairing states of conventional superconductor (SC)/spin-triplet SC Josephson junction. Different from conventional analysis, we explicitly consider critical current I_c s for both positive ($I_C^+ > 0$) and negative ($I_C^- < 0$) directions. We consider three types of symmetry of $I_C - H$: (i) current inversion [CI, $I_C^+(H) = -I_C^-(H)$], (ii) magnetic field inversion [FI, $I_C \pm(H) = I_C \pm(-H)$], and (iii) current and magnetic field inversion [CFI, $I_C^+(H) = -I_C^-(H)$] (see Fig. S2D). Since presence of first and second terms of Josephson currents have been identified in microwave response, three candidates of pairing states are listed: i) helical with spin-orbit interaction [$I(\varphi) = I_1^s \sin \varphi + I_2^s \sin 2\varphi$], ii) single-band (SB) chiral with SO [$I(\varphi) = I_1^c \cos \varphi + I_2^s \sin 2\varphi$], and iii) multiband (MB) chiral with spin-orbit interaction [$I(\varphi) = I_1^s \sin \varphi + I_1^c \cos \varphi + I_2^s \sin 2\varphi + I_2^c \cos 2\varphi$]. For reference, case of a conventional spin singlet SC instead of spin triplet SC is also included. Among these pairing states, conventional and helical preserve the time-reversal symmetry, while SB chiral and MB chiral break time-reversal symmetry. Mark S(A) denotes symmetry (asymmetry) with respect to inversion. To certify consistency with actual experiments, influences of current non-uniformity and self-magnetic field are also considered. Table claims that three types can be discriminated by testing CFI symmetry in planar and corner Josephson junctions.

Pairing states	Type	Inhomo&SF	CI	FI	CFI
Conventional	Planer	—	S	S	S
		√	A	A	S
Helical	Corner	—	S	S	S
		√	A	A	S
SB chiral	Planer	—	S	S	S
		√	A	A	S
	Corner	—	S	A	A
√		A	A	A	
MB chiral	Planer	—	A	S	A
		√	A	A	A
	Corner	—	A	A	A
√		A	A	A	

III. EXPERIMENTAL

The $\text{Sr}_2\text{RuO}_4/\text{Nb}$ Josephson junction (JJ) interface needs to be formed at the surface perpendicular to the ab -plane of Sr_2RuO_4 in order to detect the internal phase of the superconductivity, as shown in Fig. 3A [38]. Single crystals of Sr_2RuO_4 grown by a floating zone method [39] are polished to plates of several microns in thickness prior to the deposition of Nb. Since the superconductivity at cleaved surfaces is easily degraded against atmospheric exposure, we developed a process to crash the plates in a vacuum and subsequently deposit the counter electrodes in-situ. To fabricate junctions in a 3D structure, patterning of four-terminal electrodes (Fig. 3B) is carried out by a focused ion beam (FIB) process.

The FIB process has an advantage in that the junction size can be changed successively even after measuring the transport at low temperatures. More details on the fabrication process of the JJs are presented in reference [38]. The transport measurements are conducted in

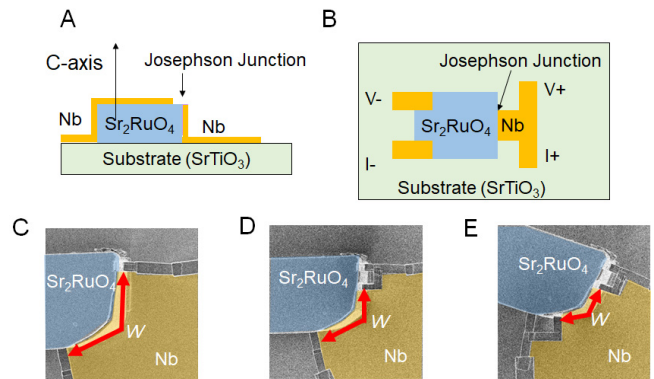


FIG. 3. Geometry and scanning ion microscopy images of $\text{Nb}/\text{Sr}_2\text{RuO}_4$ corner junction testing the current uniformity. (A) Schematic cross section of present Josephson junctions. (B) Schematic illustration of junction configuration. (C, D, E) Scanning ion microscopy (SIM) images of corner Junction Y at each stage of successive reduction of junction width. Thicknesses of Nb and Sr_2RuO_4 are 100 nm and 10 μm , respectively. Current uniformity was confirmed by systematic change of I_C in accordance with junction size w [C, $w = 18 \mu\text{m}$ ($I_c = 8 \text{ mA}$); D, $w = 14 \mu\text{m}$ ($I_c = 5.7 \text{ mA}$), and E, $w = 10 \mu\text{m}$ ($I_c = 4.5 \text{ mA}$)]

a conventional four-terminal configuration using a hand-made small superconducting magnet. The bias voltage is generated with a waveform generator (Agilent 33521A), and the output signal is amplified with an input coil (NF LI-772N) and a lock-in amplifier (NF LI575). The residual magnetic field of the measurement system is confirmed to be less than 4 mOe owing to the magnetic field shielding located both at room temperature and at low temperature [40]. The empirical microwave responses of the JJs are measured by using a loop antenna consisting of a CuNi wire connected to a function generator (HP 8672D) via a coaxial line.

As a background in the present work, we should point out that the intrinsic transport properties of the JJs composed of Sr_2RuO_4 are still not wholly clarified in previous works. This is owing to the serious influences of dynamical domain motions in $I_C - H$ [29, 30]. If these superconducting domain boundaries existing in the junction begin to move during the $I_C - H$ measurements, the correspondence of I_C for different H is lost because I_c depends on the domain texture [41, 42]. This effect results in the hysteretic $I_C - H$ patterns reported by [29]. Similar anomalies owing to the domain dynamics were reported in other studies [30, 43–45]. In the present experiments, most of the fabricated JJs show a large variation in the $I_C - H$ patterns when the junction size is larger than dozens of micrometers. We found that $I_C - H$ changes to hysteretic patterns similar to those reported by [29] by miniaturizing the junction size to a few tens of microns. By further decreasing the size, the $I_C - H$ patterns converge to stable patterns [30]. It is noted that such systematic variation is consistent

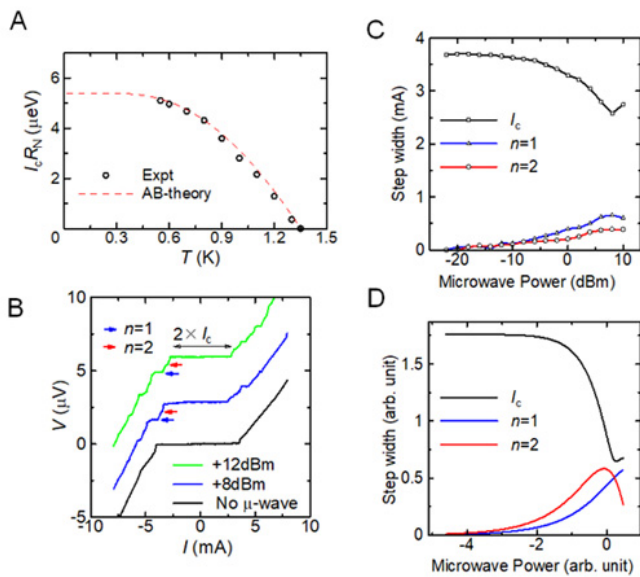


FIG. 4. Transport properties of Sr_2RuO_4 in $\text{Sr}_2\text{RuO}_4/\text{Nb}$ Josephson junctions. (A) Temperature dependence of the product of the critical current and normal state junction resistance ($I_c R_N$) of Junction Y (open circles). The curves are well fitted with Ambegaokar-Barratof theory for a typical Josephson tunneling junction, although its amplitude is two orders of magnitude smaller than expected. (B) Current-voltage ($I - V$) curves of Junction Y measured at 0.8 K with and without microwave irradiation at frequency $f = 500$ MHz. Black arrow indicates $2I_c$. Blue and red arrows represent Shapiro steps corresponding to the first ($n = 1$) and second ($n = 2$) harmonic terms. (C) Microwave power dependence of I_c , and step widths for the first and second branches. Amplitude of I_c exhibits anomalous dip at high microwave power. (D) Theoretically calculated microwave power dependence of step widths. Black, blue, and red curves correspond to I_c , the first, and second branches, respectively. A dip of power dependence of I_c appears when the first and second harmonic terms coexist in comparable amplitudes.

with the multicomponent SC: the presence of dynamical superconducting domains with sizes of several microns modifies the transport properties. We believe that the effect of dynamical domain motion is successfully excluded in the present results because the observation of current-field inversion (CFI) symmetry ensures that the domains are stable within the corresponding magnetic field range even if they exist. This is because the consistency between $I_C^+(H)$ and $-I_C^-(-H)$ would have been lost if the domains move during the measurement.

IV. ANALYSIS OF $I_c - H$

We examine two types of JJs: Junction X is a planar junction of which an Nb electrode is formed on a single edge of the crystal; Junction Y is a corner junction formed across two edges. Figures 4A-C show the results

of the transport properties of Junction Y. The temperature dependence of the $I_c R_N$ product (R_N : the junction resistance just above T_C) shown in Fig. 4A mostly follows the Ambegaokar-Baratoff formula [46] as indicated by the dotted line, which suggests that the present junction is in the tunneling regime.

The amplitude of the $I_c R_N$ product, however, is about two orders of magnitude smaller than the expected value. A similar reduction in $I_c R_N$ is commonly observed in other $\text{Sr}_2\text{RuO}_4/\text{Nb}$ junctions. Figure 4B shows the microwave response of the current-voltage ($I - V$) characteristic of Junction Y. The harmonic terms of the Josephson current can be resolved based on the constant voltage steps (Shapiro steps) under microwave irradiation. In addition to the steps corresponding to the first term ($n = 1$, $V = hf/2e$), the steps corresponding to the second term ($n = 2$, $V = hf/4e$) are clearly observed. In the microwave power dependence of the step widths shown in Fig. 4C, the step widths corresponding to the first and second terms exhibit conventional Bessel-function responses, whereas the zero-th branch width (equivalent to I_C) shows unconventional power dependence with an unusual minimum.

To clarify the origin of unconventional power dependence of the step widths shown in Fig. 4D, theoretical curves are calculated based on a conventional RF-driven voltage-bias model [47]. The microwave power dependence of the steps shown in Fig. 4D is calculated by assuming $I(\varphi) = I_1^s \sin \varphi + I_2^s \sin 2\varphi$. The zero-th step ($=I_C$) is given by the absolute value of $I_1^s J_0(p) \sin \varphi_0 + I_2^s J_0(2p) \sin 2\varphi_0$, where $J_k(p)$ is the k -th Bessel function, p is the microwave power, and φ_0 ($0 \leq \varphi_0 < 2\pi$) is the phase difference giving the maximum value of I_c . The step widths of the first and second terms are given by the absolute value of $I_1^s J_1(p)$ and the absolute value of $I_2^s J_1(2p)$, respectively. We assume $I_1^s \sim I_2^s \sim 1$ in the simulation for simplicity. Indeed, the experimentally detected non-monotonous temperature dependence of I_c suggests that the first and second terms coexist with almost the same amplitudes. Assuming a JJ of CSC/CSC in the tunneling regime, this is quite anomalous because it requires that the first-order terms are severely suppressed. On the other hand, this is exactly what is anticipated for triplet SC/CSC JJs because the orthogonality of the spin space suppresses the first term and thus $I_c R_N$.

In many previous experiments using Sr_2RuO_4 , identification of the TRS has been accomplished based on the detection of a spontaneous magnetic field. The spontaneous magnetic field generation at the edge of broken TRS was theoretically predicted by Matsumoto and Sigrist [17, 18]. Experimentally suggested broken TRS was presented based on μSR by detecting the finite amplitude of the magnetic field in the bulk [15, 48], and on the Kerr effect by detecting the magnetization at the surface [16], although the origin of the giant Kerr rotation angle is still controversial [49]. On the other hand, trials to detect the magnetic field in real space probes have failed when using a scanning SQUID [19, 20], a scanning

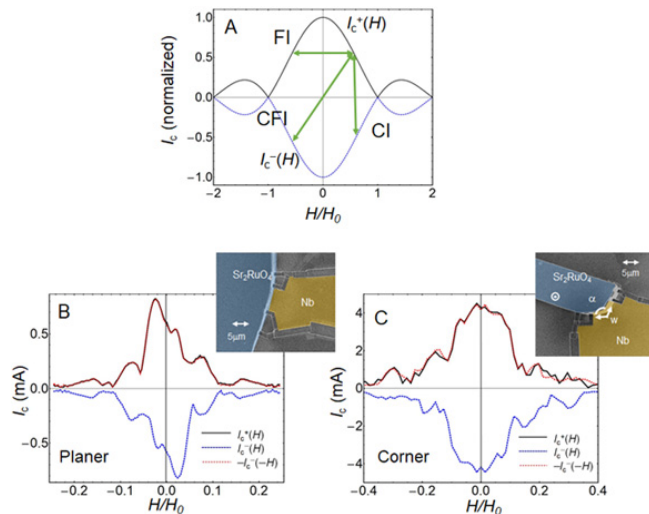


FIG. 5. Time-reversal invariance revealed by current and magnetic field inversion (CFI) of $I_C - H$. (A) Three types of symmetries in magnetic field dependence of critical current ($I_C - H$) patterns being considered: current inversion (CI), magnetic field inversion (FI), and current and magnetic field inversion (CFI). Time-reversal symmetry of a superconductor can be tested by the invariance to the CFI symmetry. (B, C) $I_C - H$ patterns and scanning ion microscopy (SIM) image of planar Junction X (at 0.31 K, $w = 7.1 \mu\text{m}$), and those for corner Junction Y (at 0.32 K, $w = 10 (5 + 5) \mu\text{m}$) with the apex angle α set at $2/3\pi$. Patterns include smoothly connected curves for positive side of I_C ($I_C(H)$: black solid curves) and negative side of I_C ($I_C^-(H)$: blue dotted curves), as well as current and field inverted I_C [$-I_C^-(-H)$: red dotted curves] corresponding to blue curves. Horizontal axes are normalized by $H_0 = 12.5$ Oe for X and 8.8 Oe for Y, which are given by $\Phi_0 w (\lambda_{\text{SRO}} + \lambda_{\text{Nb}}) / \mu_0$, where Φ_0 is the flux quantum ($20.7 \times 10^{-4} \text{ T} (\mu\text{m})^2$), and λ_{SRO} (=190 nm in the ab -plane) and λ_{Nb} (=44 nm) are penetration depths in Sr_2RuO_4 and Nb, respectively. The period of the oscillation is largely suppressed because of the focusing effect of magnetic field [38]. The CFI symmetry demonstrated by consistency between black and red curves in both junctions identifies time reversal invariance of superconductivity of Sr_2RuO_4 .

Hall element [21], and a micro-SQUID [50]. Although several theories have explored the compatibility of the chiral superconductivity with a lack of spontaneous edge current [22–28], the inconsistency has not been resolved yet. Therefore, the determination of a time-reversal symmetry not relying on the detection of the magnetic field is strongly needed. While in the present work, we focus on the phase sensitivity of JJs and the symmetry of $I_C - H$ pattern which is quite robust against the experimental details as stated above. In fact, theoretical predictions to detect the phase shift of an odd-parity SC [31, 33] were applied to the detection of the d -wave superconductivity in cuprates [32, 51]. Although the possibility of odd-parity pairing in Sr_2RuO_4 was presented using mm-scale JJs by Nelson et al. [9], the effects of the phase shift

on micrometer-scale domain boundaries [35] and their dynamics [41] were not taken into account. Here, we develop this idea to test the TRS of novel SCs through the symmetry of $I_C - H$ of JJs between CSCs and UCSs.

The uniformity of I_C in the junction is another important factor in validating the corner junction results to exclude the possibility that the Josephson current flows only through a single wing of the corner junction. The uniformity at a scale of a few microns has been confirmed by sequentially miniaturizing the junction size by using FIB. Figures 3CE show scanning ion microscope (SIM) images of Junction Y at each stage of the successive reductions of the junction size. With a decrease in the junction width w , I_C systematically changed from 8.0 mA ($w = 18 \mu\text{m}$), 5.7 mA ($w = 14 \mu\text{m}$), then to 4.5 mA ($w = 10 \mu\text{m}$). Since the amplitude of I_C is almost proportional to w , the possibility that the current is concentrated on a single edge of the corner junction can be rejected. Nevertheless, a current uniformity smaller than the micrometer scale has not been evaluated. This is not a serious problem for the interpretation because the presence of small-scale non-uniformity does not change the conclusion of the present paper.

The experimental results of $I_C - H$ are examined by referring to Table SI. Figures 5B and 5C show SIM images and $I_C - H$ patterns of the planar and corner JJs. The sizes of the junctions are selected so that the dynamical domain motion can be excluded by referring to the results in Ref [30]. In addition to $I_C^+(H)$ (black) and $I_C^-(H)$ (blue), the inverted $-I_C^-(-H)$ (red) is plotted to certify the CFI symmetry. It is quite clear that the intricate $I_C - H$ patterns are not symmetrical with respect to CI and FI, but are wholly symmetrical under CFI as shown by the consistency between $I_C^+(H)$ and $-I_C^-(-H)$ for both cases.

This fact clearly identifies the time-reversal invariance of superconductivity of Sr_2RuO_4 . To quantitatively evaluate the accuracy of matching, we introduce a common offset field that provides the best consistency between the black and red curves (center of inversion symmetry) by the least squares method. The obtained result of $4.0 \times 10^{-5} H_0$ (0.5 mOe, 0.31 K) and $1.0 \times 10^{-4} H_0$ (8 mOe, 0.32 K) for Junctions X and Y, respectively, are comparable to the residual magnetic field of the present measurement system (4 mOe). In particular, the result of Junction Y is more than three orders of magnitude smaller than the theoretically expected value of $0.24 H_0$ for the chiral state, and quite consistent with that for helical as shown in Fig. 6.

Here we discuss the effect of flux trapping on the present data. Although both the flux trapping and the broken TRS yield similar shift of the main peak in the $I_C - H$ pattern along H -axis, these two effects can exactly be discriminated by checking the symmetry of the $I_C - H$ pattern. Since the trapped flux works as finite external magnetic field, it simply shift the $I_C - H$ with corresponding magnetic field amplitude. In such case, the CFI symmetry preserved with respect to H_E ($I_C^+(H + H_E)$ and

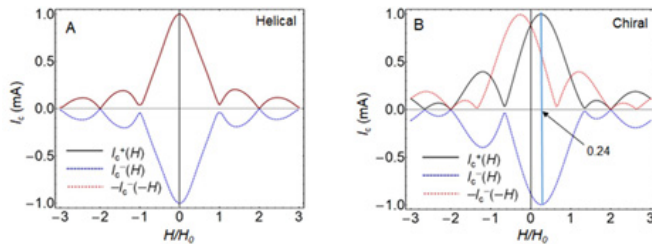


FIG. 6. Theoretically calculated $I_C - H$ symmetry patterns of a corner junction for (A) helical and (B) chiral states based on multiband model developed by Kawai et al. [37]. Assuming corner junction with an apex angle of $2/3\pi$ with equal current distribution for each wing. The $I_C - H$ pattern for the helical state strictly preserves the current and field inversion (CFI) symmetry, while that for the chiral state breaks the CFI symmetry with a I_C peak shift corresponding to $0.24H_0$. We expect that experimentally detected inversion center of $I_C - H$ pattern in corner Josephson junction should be comparable to $0.24H_0$ if Sr_2RuO_4 is a chiral p -wave superconductor assuming that the Josephson current is composed only of the first term.

$-I_C^-(-H + H_E)$, here H_E is the external field coupling to the junction. On the other hand, when the main peak shift is caused by the broken TRS, $I_C - H$ pattern is modified in addition to the peak shift, thus we cannot find CFI symmetry even if we take account of finite H shift. In fact, the red curve in Fig. 6B calculated for broken TRS SC can never be overlapped to the black curve even if we assume finite H shift. Therefore, the evaluation of inversion center and the consistency of to the CFI symmetry in the whole H range is quite important to discriminate the two effects. Based on this consideration, the experimental data of Fig. 5B, C exhibiting the inversion center being almost zero with strict matching to the CFI symmetry in the whole H range lead us to conclude the absence of flux trapping effect as well as the time reversal invariance of Sr_2RuO_4 .

V. CONSISTENCY WITH OTHER EXPERIMENTAL RESULTS

As a summary of the experimental results, the basic transport properties are consistent with the triplet SC of Sr_2RuO_4 . The junction-size dependence of the JJ indicates the multicomponent superconductivity suggested by the presence of the domains [29, 30, 43]. The $I_C - H$ of the planar and corner junctions indicates time-reversal invariant SC of Sr_2RuO_4 . Among the candidate pairing states, the helical p -wave states do not break the TRS, and simultaneously allow for domain formation owing to the difference in helicity with nearly degenerate energy. By contrast, TRS s -wave, d -wave as well as chiral p -wave symmetries cannot account for the multicomponent nature. Therefore, we conclude that the present results indicate helical p -wave states of Sr_2RuO_4 .

Although the chiral superconductivity of Sr_2RuO_4 has been widely accepted, the helical state is also consistent with many other experiments carried out in recent years. The formation of the topological edge state reproducibly detected by the quasiparticle tunneling effect [11–13] and the absence of the edge current observed by a variety of real space magnetic field probes [19–21, 50] are naturally explained by the helical states. The appearance of the half-integer flux quanta [52, 53] is a consequence of the equal-spin pairing states of Sr_2RuO_4 , and thus it is compatible with both the helical and chiral states. Furthermore, concerning many other data interpreted in terms of the chiral state in the past, the interpretations are mostly unchanged even for the helical states as long as their measurements are phase insensitive. For example, the multicomponent superconductivity of Sr_2RuO_4 detected by magnetization [52] and in $\text{Sr}_2\text{RuO}_4/\text{Ru}/\text{Nb}$ [43] junctions, the super-linear increase in T_C under the uniaxial pressure [54], and recent thermal conductivity experiments rejecting the presence of horizontal line nodes [55] are not in conflict with the helical states.

On the other hand, the present results apparently conflict with the broken TRS detected in previous experiments [15, 16, 48]. We discuss how the key experimental results, namely the μSR , Kerr effect results, and scanning Hall and SQUID results, can be interpreted without conflicting with the present results. We can present two possibilities to resolve this inconsistency. First, let us consider a case where the superconducting state in the bulk is chiral and that at the surface parallel to the c -axis is helical. For a second case, we consider that the superconducting state is helical both in the bulk and at the surface.

In the first case, the interpretation of the μSR , Kerr effect results are the same as before. The internal field detected by a muon is either induced by a muon or by impurities around the muon. The fact that scanning Hall and SQUID sensors [19–21] do not detect any magnetic field induced by edge current at the sample edge or at the putative chiral domain walls can be explained in theoretical models [22–28]; however it requires relatively narrow range of fitting parameters. Whereas, the present results urge a novel possibility that a helical state is locally induced at the surface where the junctions are made. The surface helical state may be either intrinsic or induced by the proximity effect from the TRS-preserved s -wave superconductivity of Nb. However, since the induced helical state is likely orbitally polarized owing to the coupling to the orbital chirality in the bulk, this should break TRS and exhibits violations in the CFI symmetry invariance.

The second case corresponds to the helical superconductivity in the bulk, as well as the surface, of Sr_2RuO_4 . In the helical states, the spin part of the NMR Knight shift is expected to decrease by half for any applied field direction within the ab -plane, which is consistent with recent experimental result [56]. Whereas one needs to alter the interpretation of the μSR : a muon or impurities need to induce the chiral state surrounding the

non-superconducting core region immediately around the muon or impurities. The field induced at the interface may be probed by the muon. In fact, the helical state seems to be extremely sensitive to an applied magnetic field. In our previous JJ experiments, the domain dynamics were induced by increasing magnetic field, exceeding approximately 10 Oe [30]. Recent scanning Hall probe microscopy reveals the change in the superconducting state with an applied magnetic field of about 25 Oe [21]. Furthermore, no reduction in the Knight shift was observed either on the c -axis or in the in-plane magnetic field directions. This suggests that the d -vector can be rotated under the field on the order of 100 Oe [3, 4, 8]. All of these results suggest that the superconducting states can be modified readily in the applied magnetic field. Such sensitivity may be one of the clues to account for the inconsistency of previous experiments that supported broken time-reversal symmetry in the presence of muons or local photon irradiation [15, 16]. Based on these consideration, we conclude that Sr_2RuO_4 is a bulk helical p -wave SC.

VI. TOPOLOGICAL CRYSTALLINE SUPERCONDUCTIVITY

With the Cooper-pair spins aligned along the c -axis, such as in the helical states discussed here, there is a profound implication concerning the topological nature of the superconductivity of Sr_2RuO_4 . The time-reversal invariance of the helical SC (Fig. 1B and 1C) implies that one of the bulk topological invariants is Z_2 [57–59]. The proper crystalline symmetry of Sr_2RuO_4 provides an additional intrinsic topological nature to the helical state [34]. The crucial point is the mirror reflection symmetry in the crystal structure, as shown in Fig. 1A. It should be first noted that the spin, being an axial vector, obeys the same transformation rule under the mirror reflection as that for the orbital angular momentum of the Cooper pairs. While the mirror reflection flips the in-plane components of the electron spins, it avoids the mixture of out-of-plane components. Therefore, the spin-up and spin-down Cooper-pair sectors in Fig. 1B do not mix, and thus these spin sectors behave like two independent fully spin-polarized SCs, as shown in Fig. 1E. Since each spin-polarized SC sector realizes a so-called spinless topological SC, it hosts a single Majorana fermion. Moreover, by just inserting a magnetic flux in the c -direction, which maintains the mirror reflection symmetry, each spin sector supports a stable Majorana zero mode. Such a state is referred to as a topological crystalline SC in the analogy of the topological crystalline insulator [60]. The Majorana modes are stable as long as the mirror reflection is retained. Like an ordinary Majorana zero mode, the mirror-protected Majorana zero modes display non-Abelian statistics; furthermore, the non-Abelian nature can be controlled by slightly breaking the mirror symmetry [61]. We emphasize that this is in clear contrast to

the chiral state with the two-dimensional representation (Fig. 1D). For the chiral state under a tetragonal D_{4h} point-group symmetry, the d -vector has to be along the c -axis for the following reason. In addition to the mirror reflection, the d -vector state should not change under the fourfold rotation ($k_x \rightarrow k_y, k_y \rightarrow -k_x; x \rightarrow y, y \rightarrow -x, z \rightarrow z$). This requires the spin component to be z rather than x or y , and $d = z(k_x \pm ik_y)$. Thus, the Cooper-pair spins are in the ab plane, and opposite-spin Cooper-pair sectors are mixed by the mirror reflection. Note that for the helical states, the same operation maintains the same d -vector state as long as the spin components constituting the one-dimensional representations of the order parameter are x and y but not z . Owing to an unavoidable interaction between the two spin sectors, the chiral SC hosts a Dirac fermion rather than Majorana fermions [34]. An exception is a half-quantum vortex core state where the mirror reflection symmetry is completely broken. Both the chiral and helical states may support a single Majorana edge mode in a half-quantum vortex core [10, 62]. The present result confirms that Sr_2RuO_4 is the first example of the topological crystalline SC. In contrast to the chiral SC state, the helical SC state hosts two Majorana modes even in the integer vortex state, facilitating a new approach to the non-Abelian braiding. This is crucially important for future applications of Sr_2RuO_4 because the Majorana zero mode is the essential ingredient in realizing a fault-tolerant topological quantum computation [63].

VII. SUMMARIES

To identify the time-reversal symmetry of Sr_2RuO_4 , we propose a current-field inversion (CFI) test that examines the invariance of the Josephson critical current under the inversion of both the current and magnetic fields. By applying this method to the Josephson junctions between Sr_2RuO_4 and Nb, we conclude that the superconductivity of Sr_2RuO_4 is verified as time-reversal invariant and multicomponential as indicated by the CFI symmetry of $I_C - H$ patterns and by the presence of dynamical domains. Among the table of the Sr_2RuO_4 candidates, we believe helical p -wave superconductor is most reasonable. Although the energy level of the each helical states are not degenerated in general, the difference is quite small in Sr_2RuO_4 so that two of them could coexist and form the domain structure. However, we may need to discuss more complex possibilities, such as singlet-triplet mixing, as well as the stability of the helical domains, in future works. We discuss how this new finding is compatible with previous claims of TRS breaking. The present conclusion identifies Sr_2RuO_4 as the first discovery of a topological crystalline superconductor that can host two Majorana edge modes at the surface protected by crystalline mirror symmetry.

VIII. ACKNOWLEDGMENTS

We acknowledge S. Kittaka and T. Sumi for the crystal growth; Y. Asano for valuable discussions; K.

Tsumura for drawing figures. This work was supported by JSPS KAKENHI (nos. JP15H05851, JP15H05852, JP15H05853, JP15H05855, JP15K21717, JP17H02922, and 18H01243), the Oxide Superspin (OSS) Core-to-Core Program, as well as CREST, JST (no. JPMJCR16F2).

-
- [1] J. Bardeen, L. N. Cooper, and J. R. Schrieffer, *Phys. Rev.* **108**, 1175 (1957).
- [2] Y. Maeno, H. Hashimoto, K. Yoshida, S. Nishizaki, T. Fujita, J. G. Bednorz, and F. Lichtenberg, *Nature* **372**, 352 (1994).
- [3] A. P. Mackenzie and Y. Maeno, *Rev. Mod. Phys.* **75**, 657 (2003).
- [4] Y. Maeno, S. Kittaka, T. Nomura, S. Yonezawa, and K. Ishida, *J. Phys. Soc. Jpn.* **81**, 011009 (2012).
- [5] C. Kallin, *Rep. Prog. Phys.* **75**, 042501 (2012).
- [6] Y. Liu and Z.-Q. Mao, *Phys. C-Supercond. Appl.* **514**, 339 (2015).
- [7] A. P. Mackenzie, T. Scaffidi, C. W. Hicks, and Y. Maeno, *NPJ Quantum Materials* **2**, 1 (2017).
- [8] H. Murakawa, K. Ishida, K. Kitagawa, Z. Q. Mao, and Y. Maeno, *Phys. Rev. Lett.* **93**, 167004 (2004).
- [9] K. D. Nelson, Z. Q. Mao, Y. Maeno, and Y. Liu, *Science* **306**, 1151 (2004).
- [10] N. Read and D. Green, *Phys. Rev. B* **61**, 10267 (2000).
- [11] F. Laube, G. Goll, H. v. Lhneysen, M. Fogelstrm, and F. Lichtenberg, *Phys. Rev. Lett.* **84**, 1595 (2000).
- [12] S. Kashiwaya, H. Kashiwaya, H. Kambara, T. Furuta, H. Yaguchi, Y. Tanaka, and Y. Maeno, *Phys. Rev. Lett.* **107**, 077003 (2011).
- [13] H. Wang, W. Lou, J. Luo, J. Wei, Y. Liu, J. E. Ortmann, and Z. Q. Mao, *Phys. Rev. B* **91**, 184514 (2015).
- [14] T. Scaffidi, J. C. Romers, and S. H. Simon, *Phys. Rev. B* **89**, 220510(R) (2014).
- [15] G. M. Luke, Y. Fudamoto, K. M. Kojima, M. I. Larkin, J. Merrin, B. Nachumi, Y. J. Uemura, Y. Maeno, Z. Q. Mao, Y. Mori, H. Nakamura, and M. Sgrist, *Nature* **394**, 558 (1999).
- [16] J. Xia, Y. Maeno, P. T. Beyersdorf, M. M. Fejer, and A. Kapitulnik, *Phys. Rev. Lett.* **97**, 167002 (2006).
- [17] M. Matsumoto and M. Sgrist, *J. Phys. Soc. Jpn.* **68**, 994 (1999).
- [18] M. Matsumoto and M. Sgrist, *J. Phys. Soc. Jpn.* **68**, 3120 (1999).
- [19] J. R. Kirtley, C. Kallin, C. W. Hicks, E.-A. Kim, Y. Liu, K. A. Moler, Y. Maeno, and K. D. Nelson, *Phys. Rev. B* **76**, 014526 (2007).
- [20] C. W. Hicks, J. R. Kirtley, T. M. Lippman, N. C. Koshnick, M. E. Huber, Y. Maeno, W. M. Yuhasz, M. B. Maple, and K. A. Moler, *Phys. Rev. B* **81**, 214501 (2010).
- [21] P. J. Curran, S. J. Bending, W. M. Desoky, A. S. Gibbs, S. L. Lee, and A. P. Mackenzie, *Phys. Rev. B* **89**, 144504 (2014).
- [22] W. Huang, S. Lederer, E. Taylor, and C. Kallin, *Phys. Rev. B* **91**, 094507 (2015).
- [23] P. E. C. Ashby and C. Kallin, *Phys. Rev. B* **79**, 224509 (2009).
- [24] S. Raghu, A. Kapitulnik, and S. A. Kivelson, *Phys. Rev. Lett.* **105**, 136401 (2010).
- [25] Y. Imai, K. Wakabayashi, and M. Sgrist, *Phys. Rev. B* **85**, 174532 (2012).
- [26] W. Huang, E. Taylor, and C. Kallin, *Phys. Rev. B* **90**, 224519 (2014).
- [27] S. Lederer, W. Huang, E. Taylor, S. Raghu, and C. Kallin, *Phys. Rev. B* **90**, 134521 (2014).
- [28] T. Scaffidi and S. H. Simon, *Phys. Rev. Lett.* **115**, 087003 (2015).
- [29] F. Kidwingira, J. D. Strand, D. J. V. Harlingen, and Y. Maeno, *Science* **314**, 1267 (2006).
- [30] K. Saitoh, S. Kashiwaya, H. Kashiwaya, Y. Mawatari, Y. Asano, Y. Tanaka, and Y. Maeno, *Phys. Rev. B* **92**, 100504(R) (2015).
- [31] V. B. Geshkenbein, A. I. Larkin, and A. Barone, *Phys. Rev. B* **36**, 235 (1987).
- [32] D. J. V. Harlingen, *Rev. Mod. Phys.* **67**, 515 (1995).
- [33] M. R. Beasley, D. Lew, and R. B. Laughlin, *Phys. Rev. B* **49**, 12330 (1994).
- [34] Y. Ueno, A. Yamakage, Y. Tanaka, and M. Sato, *Phys. Rev. Lett.* **111**, 087002 (2013).
- [35] Y. Asano, Y. Tanaka, M. Sgrist, and S. Kashiwaya, *Phys. Rev. B* **67**, 184505 (2003).
- [36] K. Yada, A. A. Golubov, Y. Tanaka, and S. Kashiwaya, *J. Phys. Soc. Jpn.* **83**, 074706 (2014).
- [37] K. Kawai, K. Yada, Y. Tanaka, Y. Asano, A. A. Golubov, and S. Kashiwaya, *Phys. Rev. B* **95**, 174518 (2017).
- [38] K. Saitoh, S. Kashiwaya, H. Kashiwaya, M. Koyanagi, Y. Mawatari, T. Tanaka, and Y. Maeno, *Appl. Phys. Express* **5**, 113101 (2012).
- [39] Z. Q. Mao, Y. Maeno, and H. Fukazawa, *Mater. Res. Bull.* **35**, 1813 (2000).
- [40] Amumetal 4K (Amunel Co. Ltd.).
- [41] A. Bouhon and M. Sgrist, *New J. Phys.* **12**, 043031 (2010).
- [42] Y. Asano, Y. Tanaka, M. Sgrist, and S. Kashiwaya, *Phys. Rev. B* **71**, 214501 (2005).
- [43] M. S. Anwar, R. Ishiguro, T. Nakamura, M. Yakabe, S. Yonezawa, H. Takayanagi, and Y. Maeno, *Phys. Rev. B* **95**, 224509 (2017).
- [44] H. Kambara, S. Kashiwaya, H. Yaguchi, Y. Asano, Y. Tanaka, and Y. Maeno, *Phys. Rev. Lett.* **101**, 267003 (2008).
- [45] H. Kambara, T. Matsumoto, H. Kashiwaya, S. Kashiwaya, H. Yaguchi, Y. Asano, Y. Tanaka, and Y. Maeno, *J. Phys. Soc. Jpn.* **79**, 074708 (2010).
- [46] V. Ambegaokar and A. Baratoff, *Phys. Rev. Lett.* **10**, 486 (1963).
- [47] A. Barone and G. Paterno, "Physics and applications of the josephson effect," (Wiley, New York, 1982).
- [48] G. M. Luke, Y. Fudamoto, K. M. Kojima, M. I. Larkin, B. Nachumi, Y. J. Uemura, J. E. Sonier, Y. Maeno, Z. Q. Mao, and Y. Mori, *Physica B* **289-290**, 373 (2000).
- [49] J. Goryo, *Phys. Rev. B* **78**, 060501(R) (2008).

- [50] D. Sakuma, Y. Nago, R. Ishiguro, S. Kashiwaya, S. Nomura, K. Kono, Y. Maeno, and H. Takayanagi, *J. Phys. Soc. Jpn.* **86**, 114708 (2017).
- [51] W. K. Neils and D. J. VanHarlingen, *Phys. Rev. Lett.* **88**, 047001 (2002).
- [52] J. Jang, D. G. Ferguson, V. Vakaryuk, R. Budakian, S. B. Chung, P. M. Goldbart, and Y. Maeno, *Science* **331**, 186 (2011).
- [53] Y. Yasui, K. Lahabi, M. S. Anwar, Y. Nakamura, S. Yonezawa, T. Terashima, J. Aarts, and Y. Maeno, *Phys. Rev. B* **96**, 180507(R) (2017).
- [54] C. W. Hicks, D. O. Brodsky, E. A. Yelland, A. S. Gibbs, J. A. N. Bruin, M. E. Barber, S. D. Edkin, K. Nishimura, S. Yonezawa, Y. Maeno, and A. P. Mackenzie, *Science* **344**, 283 (2014).
- [55] E. Hassinger, P. Bourgeois-Hope, H. Taniguchi, S. RenedeCotret, G. Grissonnanche, M. S. Anwar, Y. Maeno, N. Doiron-Leyraud, and L. Taillefer, *Phys. Rev. X* **7**, 011032 (2017).
- [56] A. Pustogow, Y. Juo, A. Chronister, Y. S. Su, S. Sokolov, F. Jerzembeck, A. P. Mackenzie, C. W. Hicks, N. Nikugawa, S. Raghu, E. D. Bauer, and S. E. Brown, arXiv:1904:00047 During the preparation of the present paper, we noticed this paper.
- [57] X.-L. Qi, T. L. Hughes, S. Raghu, and S.-C. Zhang, *Phys. Rev. Lett.* **102**, 187001 (2009).
- [58] M. Sato, *Phys. Rev. B* **79**, 214526 (2009).
- [59] M. Sato, *Phys. Rev. B* **81**, 220504(R) (2010).
- [60] L. Fu, *Phys. Rev. Lett.* **106**, 106802 (2011).
- [61] T. M. M. Sato, A. Yamakage, *Physica E* **55**, 20 (2014).
- [62] D. A. Ivanov, *Phys. Rev. Lett.* **86**, 268 (2001).
- [63] C. Nayak, S. H. Simon, A. Stern, M. Freedman, and S. DasSarma, *Rev. Mod. Phys.* **80**, 1083 (2008).