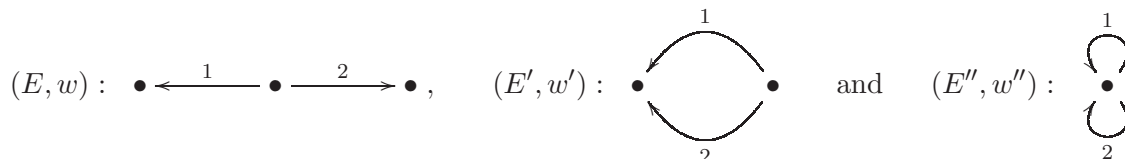
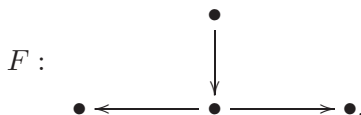


Which are the new examples in the class of weighted Leavitt path algebras? In [7] it was shown that any simple or graded simple weighted Leavitt path algebra is isomorphic to an unweighted Leavitt path algebra. In [14] and [15] it was shown that any finite-dimensional or Noetherian weighted Leavitt path algebra is isomorphic to an unweighted Leavitt path algebra. Furthermore, graph-theoretic criterions that are sufficient and necessary for $L_K(E, w)$ being finite-dimensional/Noetherian were found (see [15, Theorems 25 and 52]). On the other hand, it was shown in [13, Corollary 16], that the class of weighted Leavitt path algebras contains infinitely many domains which are neither isomorphic to an unweighted Leavitt path algebra nor to a Leavitt algebra $L_K(n, n + k)$.

As examples consider the weighted graphs



where a number above or below an edge indicates the weight of that edge. In [14, Example 40] it was shown that $L_K(E, w) \cong L_K(F)$ where F is the directed graph



In [13, Example 21] it was shown that $L_K(E', w') \cong L_K(F')$ where F' is the directed graph



But it remained unclear if $L_K(E'', w'')$ is isomorphic to an unweighted Leavitt path algebra. It will follow from the results of this paper that $L_K(E'', w'')$ cannot be isomorphic to an unweighted Leavitt path algebra.

In this paper we obtain a graph-theoretic criterion that is sufficient and necessary for $L_K(E, w)$ being isomorphic to an unweighted Leavitt path algebra (Condition (LPA), cf. Definition 15). Moreover, we prove that if $L_K(E, w)$ is Artinian, or von Neumann regular, or has finite Gelfand-Kirillov dimension, then $L_K(E, w)$ is isomorphic to an unweighted Leavitt path algebra.

The rest of the paper is organised as follows.

In Section 2 we recall some standard notation which is used throughout the paper.

In Section 3 we recall the definitions of the unweighted and weighted Leavitt path algebras.

In Section 4 we introduce Condition (LPA).

In Section 5 we prove that if (E, w) is a row-finite weighted graph that satisfies Condition (LPA), then $L_K(E, w)$ is isomorphic to an unweighted Leavitt path algebra.

In Section 6 we prove that if (E, w) is a row-finite weighted graph that does not satisfy Condition (LPA), then $L_K(E, w)$ is not isomorphic to an unweighted Leavitt path algebra. Moreover, we prove that if $L_K(E, w)$ is Artinian, or von Neumann regular, or has finite Gelfand-Kirillov dimension, then $L_K(E, w)$ is isomorphic to an unweighted Leavitt path algebra. We also prove again that if $L_K(E, w)$ is locally finite or Noetherian, then $L_K(E, w)$ is isomorphic to an unweighted Leavitt path algebra (that has already been shown in [15], but the paper was never published in a journal).

In Section 7 we summarise the main results of this paper.

2. NOTATION

Throughout the paper K denotes a field. By a K -algebra we mean an associative (but not necessarily commutative or unital) K -algebra. By an ideal we mean a two-sided ideal. \mathbb{N} denotes the set of positive integers, \mathbb{N}_0 the set of nonnegative integers, \mathbb{Z} the set of integers and \mathbb{R}_+ the set of positive real numbers.

3. UNWEIGHTED AND WEIGHTED LEAVITT PATH ALGEBRAS

Definition 1. A (*directed*) graph is a quadruple $E = (E^0, E^1, s, r)$ where E^0 and E^1 are sets and $s, r : E^1 \rightarrow E^0$ maps. The elements of E^0 are called *vertices* and the elements of E^1 *edges*. If e is an edge, then $s(e)$ is called its *source* and $r(e)$ its *range*.

Remark 2.

- (a) Let E be a graph, $v \in E^0$ a vertex and $e \in E^1$ an edge. Then we say that v *emits* e if $s(e) = v$ and v *receives* e if $r(e) = v$.
- (b) In this article all graphs are assumed to be row-finite. Recall that a graph $E = (E^0, E^1, s, r)$ is called *row-finite* if $s^{-1}(v)$ is a finite set for any vertex v .

Definition 3. Let E be a graph. The K -algebra $L_K(E)$ presented by the generating set $\{v, e, e^* \mid v \in E^0, e \in E^1\}$ and the relations

- (i) $uv = \delta_{uv}u \quad (u, v \in E^0)$,
- (ii) $s(e)e = e = er(e), r(e)e^* = e^* = e^*s(e) \quad (e \in E^1)$,
- (iii) $e^*f = \delta_{ef}r(e) \quad (v \in E^0, e, f \in s^{-1}(v))$ and
- (iv) $\sum_{e \in s^{-1}(v)} ee^* = v \quad (v \in E^0, s^{-1}(v) \neq \emptyset)$

is called the (*unweighted*) *Leavitt path algebra* of E .

Remark 4. Let E be a graph and A a K -algebra that contains a set $X = \{\alpha_v, \beta_e, \gamma_e \mid v \in E^0, e \in E^1\}$ such that

- (i) the α_v 's are pairwise orthogonal idempotents,
- (ii) $\alpha_{s(e)}\beta_e = \beta_e = \beta_e\alpha_{r(e)}, \alpha_{r(e)}\gamma_e = \gamma_e = \gamma_e\alpha_{s(e)} \quad (e \in E^1)$,
- (iii) $\gamma_e\beta_f = \delta_{ef}\alpha_{r(e)} \quad (v \in E^0, e, f \in s^{-1}(v))$ and
- (iv) $\sum_{e \in s^{-1}(v)} \beta_e\gamma_e = \alpha_v \quad (v \in E^0, s^{-1}(v) \neq \emptyset)$.

We call X an *E -family* in A . By the relations defining $L_K(E)$, there exists a unique K -algebra homomorphism $\phi : L_K(E) \rightarrow A$ such that $\phi(v) = \alpha_v$, $\phi(e) = \beta_e$ and $\phi(e^*) = \gamma_e$ for all $v \in E^0$ and $e \in E^1$. We will refer to this as the *Universal Property of $L_K(E)$* .

Definition 5. A *weighted graph* is a pair (E, w) where E is a graph and $w : E^1 \rightarrow \mathbb{N}$ is a map. If $e \in E^1$, then $w(e)$ is called the *weight* of e . For a vertex $v \in E^0$ we set $w(v) := \max\{w(e) \mid e \in s^{-1}(v)\}$ with the convention $\max \emptyset = 0$.

Definition 6. Let (E, w) be a weighted graph. The K -algebra $L_K(E, w)$ presented by the generating set $\{v, e_i, e_i^* \mid v \in E^0, e \in E^1, 1 \leq i \leq w(e)\}$ and the relations

- (i) $uv = \delta_{uv}u \quad (u, v \in E^0)$,
- (ii) $s(e)e_i = e_i = e_i r(e), r(e)e_i^* = e_i^* = e_i^* s(e) \quad (e \in E^1, 1 \leq i \leq w(e))$,
- (iii) $\sum_{1 \leq i \leq w(v)} e_i^* f_i = \delta_{ef} r(e) \quad (v \in E^0, e, f \in s^{-1}(v))$ and

Definition 11. Let E be a graph. A *path* is a nonempty word $p = x_1 \dots x_n$ over the alphabet $E^0 \cup E^1$ such that either $x_i \in E^1$ ($i = 1, \dots, n$) and $r(x_i) = s(x_{i+1})$ ($i = 1, \dots, n - 1$) or $n = 1$ and $x_1 \in E^0$. By definition, the *length* $|p|$ of p is n in the first case and 0 in the latter case. We set $s(p) := s(x_1)$ and $r(p) := r(x_n)$ (here we use the convention $s(v) = v = r(v)$ for any $v \in E^0$).

Definition 12. Let E be a graph and $v \in E^0$. A *closed path (based at v)* is a path p such that $|p| > 0$ and $s(p) = r(p) = v$. A *cycle (based at v)* is a closed path $p = x_1 \dots x_n$ based at v such that $s(x_i) \neq s(x_j)$ for any $i \neq j$.

Definition 13. Let E be a graph. If $u, v \in E^0$ and there is a path p in E such that $s(p) = u$ and $r(p) = v$, then we write $u \geq v$. If $u \in E^0$, then $T(u) := \{v \in E^0 \mid u \geq v\}$ is called the *tree* of u . If $X \subseteq E^0$, we define $T(X) := \bigcup_{v \in X} T(v)$. Two edges $e, f \in E^1$ are called *in line* if $e = f$ or $r(e) \geq s(f)$ or $r(f) \geq s(e)$.

Definition 14. Let (E, w) be a weighted graph. An edge $e \in E^1$ is called *unweighted* if $w(e) = 1$ and *weighted* if $w(e) > 1$. The subset of E^1 consisting of all unweighted edges is denoted by E_{uw}^1 and the subset consisting of all weighted edges by E_w^1 .

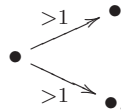
Now we can introduce Condition (LPA).

Definition 15. We say that a weighted graph (E, w) *satisfies Condition (LPA)* if the following holds true:

- (LPA1) Any vertex $v \in E^0$ emits at most one weighted edge.
- (LPA2) Any vertex $v \in T(r(E_w^1))$ emits at most one edge.
- (LPA3) If two weighted edges $e, f \in E_w^1$ are not in line, then $T(r(e)) \cap T(r(f)) = \emptyset$.
- (LPA4) If $e \in E_w^1$ and c is a cycle based at some vertex $v \in T(r(e))$, then e belongs to c .

Each of the Conditions (LPA1)-(LPA4) in Definition 15 above “forbids” a certain constellation in the weighted graph (E, w) . The pictures below illustrate these forbidden constellations. Symbols above or below edges indicate the weight. A dotted arrow stands for a path.

(LPA1)



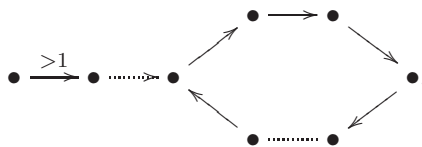
(LPA2)



(LPA3)



(LPA4)



Remark 16. Conditions (LPA1), (LPA2) and (LPA3) already appeared in [14] and [15]. They were independently found by N. T. Phuc. Condition (LPA4) is new, this condition is slightly weaker than Condition (iv) in [15, Definition 19].

5. PRESENCE OF CONDITION (LPA)

Lemma 17. *Let (E, w) be a weighted graph that satisfies Condition (LPA). If e and f are distinct edges such that $s(e), s(f) \in T(r(E_w^1))$, then $r(e) \neq r(f)$.*

Proof. Let $e, f \in E^1$ such that $s(e), s(f) \in T(r(E_w^1))$ and $r(e) = r(f)$. We will show that $e = f$. Since $s(e), s(f) \in T(r(E_w^1))$, there are $g, h \in E_w^1$ such that $s(e) \in T(r(g))$ and $s(f) \in T(r(h))$. It follows that $r(e) = r(f) \in T(r(g)) \cap T(r(h))$. Since (E, w) satisfies Condition (LPA3), g and h are in line. It follows that $s(e), s(f) \in T(r(g))$ or $s(e), s(f) \in T(r(h))$. W.l.o.g. assume that $s(e), s(f) \in T(r(g))$.

Case 1 Assume that there is a cycle c based at some vertex $v \in T(r(g))$. Since (E, w) satisfies (LPA4), g belongs to c . Write $c = \alpha^{(1)} \dots \alpha^{(n)}$ where $\alpha^{(1)}, \dots, \alpha^{(n)} \in E^1$. Set $x_i := s(\alpha^{(i)})$ ($1 \leq i \leq n$). Then, in view of (LPA2), we have $T(r(g)) = \{x_1, \dots, x_n\}$. Moreover, each x_i emits precisely one edge, namely $\alpha^{(i)}$. Since $s(e), s(f) \in T(r(g))$, we get that $s(e) = x_i$ and $s(f) = x_j$ for some $1 \leq i, j \leq n$. Hence $e = \alpha^{(i)}$ and $f = \alpha^{(j)}$. Since $r(e) = r(f)$, it follows that $i = j$ and hence $e = f$.

Case 2 Assume that no cycle is based at a vertex in $T(r(g))$. Since $s(e), s(f) \in T(r(g))$, there are paths p and q such that $s(p) = r(g) = s(q)$, $r(p) = s(e)$ and $r(q) = s(f)$. Clearly pe and qf are paths starting at $r(g)$ and ending at $r(e) = r(f)$. It follows from (LPA2) and the assumption that no cycle is based at a vertex in $T(r(g))$, that $pe = qf$. Hence $e = f$. □

Recall that if E is a graph, then a vertex v that does not emit any edges is called a *sink*.

Lemma 18. *Let (E, w) be a weighted graph that satisfies Condition (LPA). Then there is a weighted graph (\tilde{E}, \tilde{w}) such that the ranges of the weighted edges in (\tilde{E}, \tilde{w}) are sinks, no vertex in (\tilde{E}, \tilde{w}) emits or receives two distinct weighted edges, and $L_K(\tilde{E}, \tilde{w}) \cong L_K(E, w)$.*

Proof. Set $Z := T(r(E_w^1))$. Define a weighted graph (\tilde{E}, \tilde{w}) by $\tilde{E}^0 = E^0$, $\tilde{E}^1 = \tilde{E}_Z^1 \sqcup \tilde{E}_{Z^c}^1$ where

$$\tilde{E}_Z^1 = \{e^{(1)}, \dots, e^{(w(e))} \mid e \in E^1, s(e) \in Z\} \text{ and } \tilde{E}_{Z^c}^1 = \{e \mid e \in E^1, s(e) \notin Z\},$$

$\tilde{s}(e^{(i)}) = r(e)$, $\tilde{r}(e^{(i)}) = s(e)$ and $\tilde{w}(e^{(i)}) = 1$ for any $e^{(i)} \in \tilde{E}_Z^1$ and $\tilde{s}(e) = s(e)$, $\tilde{r}(e) = r(e)$ and $\tilde{w}(e) = w(e)$ for any $e \in \tilde{E}_{Z^c}^1$. We have divided the rest of the proof into three parts. In Part I we show that the ranges of the weighted edges in (\tilde{E}, \tilde{w}) are sinks, in Part II we show that no vertex in (\tilde{E}, \tilde{w}) emits or receives two distinct weighted edges, and in Part III we show that $L_K(\tilde{E}, \tilde{w}) \cong L_K(E, w)$.

Part I Let $\tilde{e} \in \tilde{E}_w^1$. We will show that $\tilde{r}(\tilde{e})$ is a sink in (\tilde{E}, \tilde{w}) . Clearly $\tilde{e} \in \tilde{E}_{Z^c}^1$ since all the edges in \tilde{E}_Z^1 have weight one in (\tilde{E}, \tilde{w}) . Hence there is an $e \in E^1, s(e) \notin Z$ such that $\tilde{e} = e$. Clearly $w(e) = \tilde{w}(e) = \tilde{w}(\tilde{e}) > 1$. Now suppose that there is an $\tilde{f} \in \tilde{E}^1$ such that $\tilde{s}(\tilde{f}) = \tilde{r}(\tilde{e})$.

Case 1 Assume that $\tilde{f} \in \tilde{E}_Z^1$. Then there is an $f \in E^1, s(f) \in Z$ and an $i \in \{1, \dots, w(f)\}$ such that $\tilde{f} = f^{(i)}$ (note that $e \neq f$, since $s(e) \notin Z$). It follows that $r(e) = \tilde{r}(e) = \tilde{r}(\tilde{e}) = \tilde{s}(\tilde{f}) = \tilde{s}(f^{(i)}) = r(f)$. Since $s(f) \in Z = T(r(E_w^1))$, there is a $g \in E_w^1$ such that $s(f) \in T(r(g))$. It follows that $r(f) \in T(r(e)) \cap T(r(g))$. Since (E, w) satisfies Condition (LPA3), we get that e and g are in line and hence $e = g$ or $r(e) \geq s(g)$ or $r(g) \geq s(e)$.

Case 1.1 Assume that $e = g$. Since $s(f) \in T(r(g)) = T(r(e))$, there is a path p such that $s(p) = r(e)$ and $r(p) = s(f)$. Since $r(f) = r(e)$, we have a closed path pf based at $r(e)$. That implies the existence of a cycle c based at $r(e)$. Since (E, w) satisfies (LPA4), e belongs to c and therefore $s(e) \in T(r(e))$. Now we get the contradiction $s(e) \in T(r(e)) \subseteq T(r(E_w^1)) = Z$.

Case 1.2 Assume that $r(e) \geq s(g)$. Then there is a path p such that $s(p) = r(e)$ and $r(p) = s(g)$. Since $s(f) \in T(r(g))$, there is a path q such that $s(q) = r(g)$ and $r(q) = s(f)$. Since $r(f) = r(e)$,

we have a closed path $pgqf$ based at $r(e)$. Now we can proceed as in Case 1.1 to get a contradiction.

Case 1.3 Assume that $r(g) \geq s(e)$. Then we get the contradiction $s(e) \in T(r(g)) \subseteq T(r(E_w^1)) = Z$.

Case 2 Assume that $\tilde{f} \in \tilde{E}_{Z^c}^1$. Then there is an $f \in E^1, s(f) \notin Z$ such that $\tilde{f} = f$. It follows that $r(e) = \tilde{r}(e) = \tilde{r}(\tilde{e}) = \tilde{s}(\tilde{f}) = \tilde{s}(f) = s(f)$. Hence we get the contradiction $s(f) = r(e) \in T(r(E_w^1)) \subseteq Z$.

Thus the ranges of the weighted edges in (\tilde{E}, \tilde{w}) are sinks.

Part II Assume that there are distinct $\tilde{e}, \tilde{f} \in \tilde{E}_w^1$ such that $\tilde{s}(\tilde{e}) = \tilde{s}(\tilde{f})$. Clearly $\tilde{e}, \tilde{f} \in \tilde{E}_{Z^c}^1$ since all the edges in \tilde{E}_Z^1 have weight one in (\tilde{E}, \tilde{w}) . Hence there are distinct $e, f \in E^1, s(e), s(f) \notin Z$ such that $\tilde{e} = e$ and $\tilde{f} = f$. It follows that $s(e) = \tilde{s}(e) = \tilde{s}(\tilde{e}) = \tilde{s}(\tilde{f}) = \tilde{s}(f) = s(f)$ which contradicts the assumption that (E, w) satisfies Condition (LPA1) (note that $w(e) = \tilde{w}(\tilde{e}) > 1$ and $w(f) = \tilde{w}(\tilde{f}) > 1$). Thus no vertex emits two distinct weighted edges in (\tilde{E}, \tilde{w}) .

Now assume that there are distinct $\tilde{e}, \tilde{f} \in \tilde{E}_w^1$ such that $\tilde{r}(\tilde{e}) = \tilde{r}(\tilde{f})$. Clearly $\tilde{e}, \tilde{f} \in \tilde{E}_{Z^c}^1$ since all the edges in \tilde{E}_Z^1 have weight one in (\tilde{E}, \tilde{w}) . Hence there are distinct $e, f \in E^1, s(e), s(f) \notin Z$ such that $\tilde{e} = e$ and $\tilde{f} = f$. It follows that $r(e) = \tilde{r}(e) = \tilde{r}(\tilde{e}) = \tilde{r}(\tilde{f}) = \tilde{r}(f) = r(f)$. Since (E, w) satisfies Condition (LPA3), we get that e and f are in line. Since e and f are distinct, it follows that $r(e) \geq s(f)$ or $r(f) \geq s(e)$. But in the first case we get the contradiction $s(f) \in Z$ and in the second case the contradiction $s(e) \in Z$. Thus no vertex receives two distinct weighted edges in (\tilde{E}, \tilde{w}) .

Part III It remains to show that $L_K(\tilde{E}, \tilde{w}) \cong L_K(E, w)$. Set $X := \{v, e_i, e_i^* \mid v \in E^0, e \in E^1, 1 \leq i \leq w(e)\}$ and $\tilde{X} := \{\tilde{v}, \tilde{e}_i, \tilde{e}_i^* \mid \tilde{v} \in \tilde{E}^0, \tilde{e} \in \tilde{E}^1, 1 \leq i \leq \tilde{w}(\tilde{e})\}$. Let $K\langle X \rangle$ and $K\langle \tilde{X} \rangle$ be the free K -algebras generated by X and \tilde{X} , respectively. Then the bijection $X \rightarrow \tilde{X}$ mapping

$$\begin{aligned} v &\mapsto v && (v \in E^0), \\ e_i &\mapsto (e_1^{(i)})^* && (e \in E^1, s(e) \in Z, 1 \leq i \leq w(e)), \\ e_i^* &\mapsto e_1^{(i)} && (e \in E^1, s(e) \in Z, 1 \leq i \leq w(e)), \\ e_i &\mapsto e_i && (e \in E^1, s(e) \notin Z, 1 \leq i \leq w(e)), \\ e_i^* &\mapsto e_i^* && (e \in E^1, s(e) \notin Z, 1 \leq i \leq w(e)) \end{aligned}$$

induces an isomorphism $\phi : K\langle X \rangle \rightarrow K\langle \tilde{X} \rangle$. Let I and \tilde{I} be the ideals of $K\langle X \rangle$ and $K\langle \tilde{X} \rangle$ generated by the relations (i)-(iv) in Definition 6, respectively (hence $L_K(E, w) \cong K\langle X \rangle/I$ and $L_K(\tilde{E}, \tilde{w}) \cong K\langle \tilde{X} \rangle/\tilde{I}$). In order to show that $L_K(E, w) \cong L_K(\tilde{E}, \tilde{w})$ it suffices to show that $\phi(I) = \tilde{I}$. Set

$$A^{(i)} := \{uv - \delta_{uv}u \mid u, v \in E^0\},$$

$$A^{(ii)} := \{s(e)e_i - e_i, e_i r(e) - e_i, r(e)e_i^* - e_i^*, e_i^* s(e) - e_i^* \mid e \in E^1, 1 \leq i \leq w(e)\},$$

and for any $v \in E^0$

$$A_v^{(iii)} := \left\{ \sum_{1 \leq i \leq w(v)} e_i^* f_i - \delta_{ef} r(e) \mid e, f \in s^{-1}(v) \right\}$$

and

$$A_v^{(iv)} := \left\{ \sum_{e \in s^{-1}(v)} e_i e_j^* - \delta_{ij} v \mid 1 \leq i, j \leq w(v) \right\}.$$

Then I is generated by $A^{(i)}$, $A^{(ii)}$, the $A_v^{(iii)}$'s and the $A_v^{(iv)}$'s. Analogously define subsets $B^{(i)}, B^{(ii)}, B_v^{(iii)}$ ($v \in \tilde{E}^0$), $B_v^{(iv)}$ ($v \in \tilde{E}^0$) of $K\langle \tilde{X} \rangle$. Then \tilde{I} is generated by $B^{(i)}$, $B^{(ii)}$, the $B_v^{(iii)}$'s and the $B_v^{(iv)}$'s. Clearly $\phi(A^{(i)}) = B^{(i)}$ and $\phi(A^{(ii)}) = B^{(ii)}$. One checks easily that $\phi(A_v^{(iii)}) = B_v^{(iii)}$ and $\phi(A_v^{(iv)}) = B_v^{(iv)}$ if $v \notin Z$.

Let now $v \in Z$ be not a sink in (E, w) (if $v \in Z$ is a sink in (E, w) , then $A_v^{(iii)} = A_v^{(iv)} = \emptyset$). Then we have $s^{-1}(v) = \{e\}$ for some $e \in E^1$ since (E, w) satisfies Condition (LPA2). Set $\bar{v} := r(e)$. Clearly

$$A_v^{(iii)} = \left\{ \sum_{1 \leq i \leq w(e)} e_i^* e_i - \bar{v} \right\}$$

and

$$A_v^{(iv)} = \{e_i e_j^* - \delta_{ij} v \mid 1 \leq i, j \leq w(e)\}.$$

It follows from Lemma 17 that $\tilde{s}^{-1}(\bar{v}) = \{e^{(1)}, \dots, e^{(w(e))}\}$. Hence

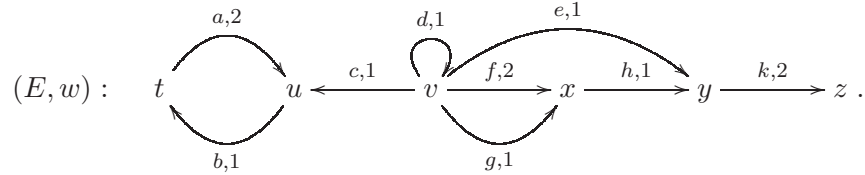
$$B_{\bar{v}}^{(iii)} = \{(e_1^{(i)})^* e_1^{(j)} - \delta_{ij} v \mid 1 \leq i, j \leq w(e)\}$$

and

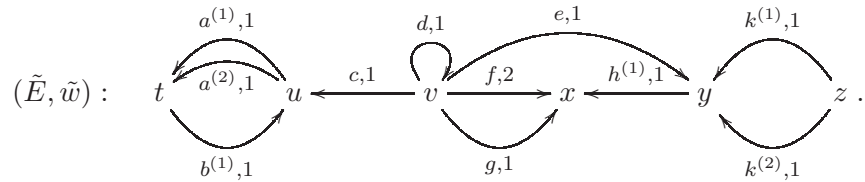
$$B_{\bar{v}}^{(iv)} = \left\{ \sum_{1 \leq i \leq w(e)} e_1^{(i)} (e_1^{(i)})^* - \bar{v} \right\}$$

Clearly $\phi(A_v^{(iii)}) = B_{\bar{v}}^{(iv)}$ and $\phi(A_v^{(iv)}) = B_{\bar{v}}^{(iii)}$. It follows from Lemma 17 that the map $\bar{\cdot} : v \mapsto \bar{v}$ defines a bijection between the elements of Z that are not a sink in (E, w) and the elements of Z that are not a sink in (\tilde{E}, \tilde{w}) . Hence $\phi(I) = \tilde{I}$ and thus $L_K(\tilde{E}, \tilde{w}) \cong L_K(E, w)$. \square

Example 19. Consider the weighted graph



One checks easily that (E, w) satisfies Condition (LPA) (note that $T(r(E_w^1)) = \{t, u, x, y, z\}$). Let (\tilde{E}, \tilde{w}) be defined as in the proof of Lemma 18. Then (\tilde{E}, \tilde{w}) is the weighted graph



There is only one weighted edge in (\tilde{E}, \tilde{w}) , namely f , and its range is a sink. The proof of Lemma 18 shows that $L_K(E, w) \cong L_K(\tilde{E}, \tilde{w})$.

Lemma 20. Let (E, w) be a weighted graph such that the ranges of the weighted edges are sinks and no vertex emits or receives two distinct weighted edges. Then there is a graph \tilde{E} such that $L_K(E, w) \cong L_K(\tilde{E})$.

Proof. If $v \in r(E_w^1)$, then there is a unique edge $g^v \in E_w^1$ such that $r(g^v) = v$ (since no vertex in (E, w) receives two distinct weighted edges). Define a graph \tilde{E} by

$$\begin{aligned} \tilde{E}^0 &= M \sqcup N \text{ where} \\ M &= E^0 \setminus r(E_w^1), \\ N &= \{v^{(1)}, \dots, v^{(w(g^v))} \mid v \in r(E_w^1)\}, \\ \tilde{E}^1 &= A \sqcup B \sqcup C \sqcup D \text{ where} \\ A &= \{e \mid e \in E_{uw}^1, r(e) \notin r(E_w^1)\}, \\ B &= \{e^{(1)}, \dots, e^{(w(g^{r(e)}))} \mid e \in E_{uw}^1, r(e) \in r(E_w^1)\}, \\ C &= \{e^{(1)} \mid e \in E_w^1\}, \\ D &= \{e^{(2)}, \dots, e^{(w(e))} \mid e \in E_w^1\}, \\ \tilde{s}(e) &= s(e), \tilde{r}(e) = r(e) \quad (e \in A), \\ \tilde{s}(e^{(i)}) &= s(e), \tilde{r}(e^{(i)}) = r(e)^{(i)} \quad (e^{(i)} \in B), \\ \tilde{s}(e^{(1)}) &= s(e), \tilde{r}(e^{(1)}) = r(e)^{(1)} \quad (e^{(1)} \in C), \\ \tilde{s}(e^{(i)}) &= r(e)^{(i)}, \tilde{r}(e^{(i)}) = s(e) \quad (e^{(i)} \in D), \end{aligned}$$

(note that if $e \in E^1$, then $s(e) \in E^0 \setminus r(E_w^1)$ since the elements of $r(E_w^1)$ are sinks). We have divided the rest of the proof into three parts. In Part I we define a homomorphism $\phi : L_K(E, w) \rightarrow L_K(\tilde{E})$, in Part II we define a homomorphism $\tilde{\phi} : L_K(\tilde{E}) \rightarrow L_K(E, w)$, and in Part III we show that ϕ and $\tilde{\phi}$ are inverse to each other.

Part I Set

$$\begin{aligned} \alpha_v &:= \begin{cases} v, & \text{if } v \notin r(E_w^1), \\ \sum_{i=1}^{w(g^v)} v^{(i)}, & \text{if } v \in r(E_w^1), \end{cases} \\ \beta_{e,i} &:= \begin{cases} e, & \text{if } e \in E_{uw}^1, r(e) \notin r(E_w^1), i = 1, \\ \sum_{j=1}^{w(g^{r(e)})} e^{(j)}, & \text{if } e \in E_{uw}^1, r(e) \in r(E_w^1), i = 1, \\ e^{(1)}, & \text{if } e \in E_w^1, i = 1, \\ (e^{(i)})^*, & \text{if } e \in E_w^1, i > 1, \end{cases} \\ \gamma_{e,i} &:= \begin{cases} e^*, & \text{if } e \in E_{uw}^1, r(e) \notin r(E_w^1), i = 1, \\ \sum_{j=1}^{w(g^{r(e)})} (e^{(j)})^*, & \text{if } e \in E_{uw}^1, r(e) \in r(E_w^1), i = 1, \\ (e^{(1)})^*, & \text{if } e \in E_w^1, i = 1, \\ e^{(i)}, & \text{if } e \in E_w^1, i > 1. \end{cases} \end{aligned}$$

In order to show that $X := \{\alpha_v, \beta_{e,i}, \gamma_{e,i} \mid v \in E^0, e \in E^1, 1 \leq i \leq w(e)\}$ is an (E, w) -family in $L_K(\tilde{E})$, one has to show that the relations (i)-(iv) in Remark 9 are satisfied. We leave (i) and (ii) to the reader and show (iii) and (iv).

First we check (iii). Let $v \in E^0$ and $e, f \in s^{-1}(v)$. We have to show that $\sum_{1 \leq i \leq w(v)} \gamma_{e,i} \beta_{f,i} = \delta_{ef} \alpha_{r(e)}$.

Case 1 Assume that $e, f \in E_{uw}^1$.

Case 1.1 Assume that $r(e), r(f) \notin r(E_w^1)$. Then

$$\sum_{1 \leq i \leq w(v)} \gamma_{e,i} \beta_{f,i} = e^* f = \delta_{ef} \tilde{r}(e) = \delta_{ef} r(e) = \delta_{ef} \alpha_{r(e)}.$$

Case 1.2 Assume that $r(e) \notin r(E_w^1)$ and $r(f) \in r(E_w^1)$. Then

$$\sum_{1 \leq i \leq w(v)} \gamma_{e,i} \beta_{f,i} = e^* \sum_{j=1}^{w(g^r(f))} f^{(j)} = \sum_{j=1}^{w(g^r(f))} e^* f^{(j)} = 0 = \delta_{ef} \alpha_{r(e)}.$$

Case 1.3 Assume that $r(e) \in r(E_w^1)$ and $r(f) \notin r(E_w^1)$. Then

$$\sum_{1 \leq i \leq w(v)} \gamma_{e,i} \beta_{f,i} = \sum_{j=1}^{w(g^r(e))} (e^{(j)})^* f = 0 = \delta_{ef} \alpha_{r(e)}.$$

Case 1.4 Assume that $r(e), r(f) \in r(E_w^1)$. Then

$$\sum_{1 \leq i \leq w(v)} \gamma_{e,i} \beta_{f,i} = \sum_{j=1}^{w(g^r(e))} (e^{(j)})^* \sum_{k=1}^{w(g^r(f))} f^{(k)} = \sum_{j=1}^{w(g^r(e))} \sum_{k=1}^{w(g^r(f))} (e^{(j)})^* f^{(k)} = \delta_{ef} \sum_{j=1}^{w(g^r(e))} r(e)^{(j)} = \delta_{ef} \alpha_{r(e)}.$$

Case 2 Assume that $e \in E_{uw}^1$ and $f \in E_w^1$.

Case 2.1 Assume that $r(e) \notin r(E_w^1)$. Then

$$\sum_{1 \leq i \leq w(v)} \gamma_{e,i} \beta_{f,i} = e^* f^{(1)} = 0 = \delta_{ef} \alpha_{r(e)}.$$

Case 2.2 Assume that $r(e) \in r(E_w^1)$. Then

$$\sum_{1 \leq i \leq w(v)} \gamma_{e,i} \beta_{f,i} = \sum_{j=1}^{w(g^r(e))} (e^{(j)})^* f^{(1)} = 0 = \delta_{ef} \alpha_{r(e)}.$$

Case 3 Assume that $e \in E_w^1$ and $f \in E_{uw}^1$. This case is similar to Case 2 and therefore is omitted.

Case 4 Assume that $e, f \in E_w^1$. Since no vertex emits two distinct weighted edges in (E, w) , it follows that $e = f$ and $w(v) = w(e)$. Clearly

$$\sum_{1 \leq i \leq w(v)} \gamma_{e,i} \beta_{f,i} = (e^{(1)})^* e^{(1)} + \sum_{j=2}^{w(e)} e^{(j)} (e^{(j)})^* = r(e)^{(1)} + \sum_{j=2}^{w(e)} r(e)^{(j)} = \delta_{ef} \alpha_{r(e)}$$

(note that $e^{(j)}$ is the only edge emitted by $r(e)^{(j)}$ in \tilde{E}).

Thus (iii) holds.

Next we check (iv). Let $v \in E^0$ and $1 \leq i, j \leq w(v)$. Note that the existence of i, j with the property $1 \leq i, j \leq w(v)$ implies that $w(v) \geq 1$, i.e. that v is not a sink in (E, w) . It follows that $v \in E^0 \setminus r(E_w^1)$.

We have to show that $\sum_{e \in s^{-1}(v)} \beta_{e,i} \gamma_{e,j} = \delta_{ij} \alpha_v$.

Case (a) Assume that $i = j = 1$. Clearly

$$\begin{aligned}
& \sum_{e \in s^{-1}(v)} \beta_{e,1} \gamma_{e,1} \\
&= \sum_{\substack{e \in s^{-1}(v) \cap E_{uw}^1 \\ r(e) \notin r(E_w^1)}} \beta_{e,1} \gamma_{e,1} + \sum_{\substack{e \in s^{-1}(v) \cap E_{uw}^1 \\ r(e) \in r(E_w^1)}} \beta_{e,1} \gamma_{e,1} + \sum_{e \in s^{-1}(v) \cap E_w^1} \beta_{e,1} \gamma_{e,1} \\
&= \sum_{\substack{e \in s^{-1}(v) \cap E_{uw}^1 \\ r(e) \notin r(E_w^1)}} ee^* + \sum_{\substack{e \in s^{-1}(v) \cap E_{uw}^1 \\ r(e) \in r(E_w^1)}} \sum_{j=1}^{w(g^{r(e)})} e^{(j)} \sum_{k=1}^{w(g^{r(e)})} (e^{(k)})^* + \sum_{e \in s^{-1}(v) \cap E_w^1} e^{(1)} (e^{(1)})^* \\
&= \underbrace{\sum_{\substack{e \in s^{-1}(v) \cap E_{uw}^1 \\ r(e) \notin r(E_w^1)}} ee^* + \sum_{\substack{e \in s^{-1}(v) \cap E_{uw}^1 \\ r(e) \in r(E_w^1)}} \sum_{j,k=1}^{w(g^{r(e)})} e^{(j)} (e^{(k)})^* + \sum_{e \in s^{-1}(v) \cap E_w^1} e^{(1)} (e^{(1)})^*}_{T_1:=}
\end{aligned}$$

Since $\tilde{r}(e^{(j)}) = r(e)^{(j)}$ for any $e \in E_{uw}^1, r(e) \in r(E_w^1)$, we have $e^{(j)} (e^{(k)})^* = 0$ in $L_K(\tilde{E})$ whenever $j \neq k$. Hence

$$T_1 = \underbrace{\sum_{\substack{e \in s^{-1}(v) \cap E_{uw}^1 \\ r(e) \notin r(E_w^1)}} ee^* + \sum_{\substack{e \in s^{-1}(v) \cap E_{uw}^1 \\ r(e) \in r(E_w^1)}} \sum_{j=1}^{w(g^{r(e)})} e^{(j)} (e^{(j)})^* + \sum_{e \in s^{-1}(v) \cap E_w^1} e^{(1)} (e^{(1)})^*}_{T_2:=}$$

One checks easily that

$$\begin{aligned}
\tilde{s}^{-1}(v) &= \{e \mid e \in s^{-1}(v) \cap E_{uw}^1, r(e) \notin r(E_w^1)\} \\
&\sqcup \{e^{(j)} \mid e \in s^{-1}(v) \cap E_{uw}^1, r(e) \in r(E_w^1), 1 \leq j \leq w(g^{r(e)})\} \\
&\sqcup \{e^{(1)} \mid e \in s^{-1}(v) \cap E_w^1\}.
\end{aligned}$$

Hence $T_2 = v = \delta_{11} \alpha_v$.

Case (b) Assume that $i = 1$ and $j > 1$. Then $w(v) \geq j > 1$ and hence v emits precisely one weighted edge f . Since $\gamma_{e,j} = 0$ whenever $j \geq w(e)$, we have

$$\sum_{e \in s^{-1}(v)} \beta_{e,1} \gamma_{e,j} = \beta_{f,1} \gamma_{f,j} = f^{(1)} f^{(j)} = 0 = \delta_{1j} \alpha_v$$

(note that $\tilde{r}(f^{(1)}) = r(f)^{(1)} \neq r(f)^{(j)} = \tilde{s}(f^{(j)})$).

Case (c) Assume that $i > 1$ and $j = 1$. Then v emits precisely one weighted edge f . Clearly

$$\sum_{e \in s^{-1}(v)} \beta_{e,i} \gamma_{e,1} = \beta_{f,i} \gamma_{f,1} = (f^{(i)})^* (f^{(1)})^* = 0 = \delta_{i1} \alpha_v$$

(note that $\tilde{s}(f^{(i)}) = r(f)^{(i)} \neq r(f)^{(1)} = \tilde{r}(f^{(1)})$).

Case (d) Assume that $i, j > 1$. Then v emits precisely one weighted edge f . Clearly

$$\sum_{e \in s^{-1}(v)} \beta_{e,i} \gamma_{e,j} = \beta_{f,i} \gamma_{f,j} = (f^{(i)})^* f^{(j)} = \delta_{ij} \tilde{r}(f^{(i)}) = \delta_{ij} v = \delta_{ij} \alpha_v.$$

Thus (iv) holds too and hence X is an (E, w) -family in $L_K(\tilde{E})$. By the Universal Property of $L_K(E, w)$ there is a unique K -algebra homomorphism $\phi : L_K(E, w) \rightarrow L_K(\tilde{E})$ such that $\phi(v) = \alpha_v$, $\phi(e_i) = \beta_{e,i}$ and $\phi(e_i^*) = \gamma_{e,i}$ for all $v \in E^0$, $e \in E^1$ and $1 \leq i \leq w(e)$.

Part II Set

$$\tilde{\alpha}_{\tilde{v}} := \begin{cases} v, & \text{if } \tilde{v} = v \in M, \\ (g_i^v)^* g_i^v, & \text{if } \tilde{v} = v^{(i)} \in N, \end{cases}$$

$$\tilde{\beta}_{\tilde{e}} := \begin{cases} e_1, & \text{if } \tilde{e} = e \in A, \\ e_1 (g_i^{r(e)})^* g_i^{r(e)}, & \text{if } \tilde{e} = e^{(i)} \in B, \\ e_1, & \text{if } \tilde{e} = e^{(1)} \in C, \\ e_i^*, & \text{if } \tilde{e} = e^{(i)} \in D, \end{cases}$$

$$\tilde{\gamma}_{\tilde{e}} := \begin{cases} e_1^*, & \text{if } \tilde{e} = e \in A, \\ (g_i^{r(e)})^* g_i^{r(e)} e_1^*, & \text{if } \tilde{e} = e^{(i)} \in B, \\ e_1^*, & \text{if } \tilde{e} = e^{(1)} \in C, \\ e_i, & \text{if } \tilde{e} = e^{(i)} \in D. \end{cases}$$

In order to show that $\tilde{X} := \{\tilde{\alpha}_{\tilde{v}}, \tilde{\beta}_{\tilde{e}}, \tilde{\gamma}_{\tilde{e}} \mid \tilde{v} \in \tilde{E}^0, \tilde{e} \in \tilde{E}^1\}$ is an \tilde{E} -family in $L_K(E, w)$, one has to show that the relations (i)-(iv) in Remark 4 are satisfied. We leave (i) and (ii) to the reader and show (iii) and (iv). First we check (iii). Let $\tilde{v} \in \tilde{E}^0$ and $\tilde{e}, \tilde{f} \in \tilde{s}^{-1}(\tilde{v})$. We have to show that $\tilde{\gamma}_{\tilde{e}} \tilde{\beta}_{\tilde{f}} = \delta_{\tilde{e}\tilde{f}} \tilde{\alpha}_{\tilde{r}(\tilde{e})}$.

Case 1 Assume that $\tilde{v} \in M$. Then $\tilde{e}, \tilde{f} \in A \cup B \cup C$ since $\tilde{s}^{-1}(D) \subseteq N$.

Case 1.1 Assume that $\tilde{e}, \tilde{f} \in A$. Then there are $e, f \in E_{uw}^1, r(e), r(f) \notin r(E_w^1)$ such that $\tilde{e} = e$ and $\tilde{f} = f$. Clearly $\tilde{\gamma}_{\tilde{e}} \tilde{\beta}_{\tilde{f}} = e_1^* f_1 = \delta_{ef} r(e) = \delta_{\tilde{e}\tilde{f}} \tilde{\alpha}_{\tilde{r}(\tilde{e})}$.

Case 1.2 Assume that $\tilde{e} \in A$ and $\tilde{f} \in B$. Then there is an $e \in E_{uw}^1, r(e) \notin r(E_w^1)$ such that $\tilde{e} = e$. Moreover, there is an $f \in E_{uw}^1, r(f) \in r(E_w^1)$ and an $1 \leq i \leq w(g^{r(f)})$ such that $\tilde{f} = f^{(i)}$. Clearly $e \neq f$ and $\tilde{e} \neq \tilde{f}$. Hence $\tilde{\gamma}_{\tilde{e}} \tilde{\beta}_{\tilde{f}} = e_1^* f_1 (g_i^{r(f)})^* g_i^{r(f)} = \delta_{ef} (g_i^{r(f)})^* g_i^{r(f)} = 0 = \delta_{\tilde{e}\tilde{f}} \tilde{\alpha}_{\tilde{r}(\tilde{e})}$.

Case 1.3 Assume that $\tilde{e} \in A$ and $\tilde{f} \in C$. Then there is an $e \in E_{uw}^1, r(e) \notin r(E_w^1)$ such that $\tilde{e} = e$. Moreover, there is an $f \in E_w^1$ such that $\tilde{f} = f^{(1)}$. Clearly $e \neq f$ and $\tilde{e} \neq \tilde{f}$. Hence $\tilde{\gamma}_{\tilde{e}} \tilde{\beta}_{\tilde{f}} = e_1^* f_1 = \delta_{ef} r(e) = 0 = \delta_{\tilde{e}\tilde{f}} \tilde{\alpha}_{\tilde{r}(\tilde{e})}$.

Case 1.4 Assume that $\tilde{e} \in B$ and $\tilde{f} \in A$. Then there is an $e \in E_{uw}^1, r(e) \in r(E_w^1)$ and an $1 \leq i \leq w(g^{r(e)})$ such that $\tilde{e} = e^{(i)}$. Moreover, there there is an $f \in E_{uw}^1, r(f) \notin r(E_w^1)$ such that $\tilde{f} = f$. Clearly $e \neq f$ and $\tilde{e} \neq \tilde{f}$. Hence $\tilde{\gamma}_{\tilde{e}} \tilde{\beta}_{\tilde{f}} = (g_i^{r(e)})^* g_i^{r(e)} e_1^* f_1 = \delta_{ef} (g_i^{r(e)})^* g_i^{r(e)} = 0 = \delta_{\tilde{e}\tilde{f}} \tilde{\alpha}_{\tilde{r}(\tilde{e})}$.

Case 1.5 Assume that $\tilde{e}, \tilde{f} \in B$. Then there are $e, f \in E_{uw}^1, r(e), r(f) \in r(E_w^1)$ and $1 \leq i \leq w(g^{r(e)}), 1 \leq j \leq w(g^{r(f)})$ such that $\tilde{e} = e^{(i)}$ and $\tilde{f} = f^{(j)}$. Clearly $\tilde{\gamma}_{\tilde{e}} \tilde{\beta}_{\tilde{f}} = (g_i^{r(e)})^* g_i^{r(e)} e_1^* f_1 (g_j^{r(f)})^* g_j^{r(f)} = \delta_{ef} (g_i^{r(e)})^* g_i^{r(e)} (g_j^{r(f)})^* g_j^{r(f)} = \delta_{ef} \delta_{ij} (g_i^{r(e)})^* g_i^{r(e)} = \delta_{\tilde{e}\tilde{f}} \tilde{\alpha}_{\tilde{r}(\tilde{e})}$.

Case 1.6 Assume that $\tilde{e} \in B$ and $\tilde{f} \in C$. Then there is an $e \in E_{uw}^1, r(e) \in r(E_w^1)$ and a $1 \leq i \leq w(g^{r(e)})$ such that $\tilde{e} = e^{(i)}$. Moreover, there is an $f \in E_w^1$ such that $\tilde{f} = f^{(1)}$. Clearly $e \neq f$ and $\tilde{e} \neq \tilde{f}$. Hence $\tilde{\gamma}_{\tilde{e}} \tilde{\beta}_{\tilde{f}} = (g_i^{r(e)})^* g_i^{r(e)} e_1^* f_1 = \delta_{ef} (g_i^{r(e)})^* g_i^{r(e)} = 0 = \delta_{\tilde{e}\tilde{f}} \tilde{\alpha}_{\tilde{r}(\tilde{e})}$.

Case 1.7 Assume that $\tilde{e} \in C$ and $\tilde{f} \in A$. Then there is an $e \in E_w^1$ such that $\tilde{e} = e^{(1)}$. Moreover, there is an $f \in E_{uw}^1, r(f) \notin r(E_w^1)$ such that $\tilde{f} = f$. Clearly $e \neq f$ and $\tilde{e} \neq \tilde{f}$. Hence $\tilde{\gamma}_{\tilde{e}} \tilde{\beta}_{\tilde{f}} = e_1^* f_1 = \delta_{ef} r(e) = 0 = \delta_{\tilde{e}\tilde{f}} \tilde{\alpha}_{\tilde{r}(\tilde{e})}$.

Case 1.8 Assume that $\tilde{e} \in C$ and $\tilde{f} \in B$. Then there is an $e \in E_w^1$ such that $\tilde{e} = e^{(1)}$. Moreover, there is an $f \in E_{uw}^1, r(f) \in r(E_w^1)$ and an $1 \leq i \leq w(g^{r(f)})$ such that $\tilde{f} = f^{(i)}$. Clearly $e \neq f$ and $\tilde{e} \neq \tilde{f}$. Hence $\tilde{\gamma}_{\tilde{e}} \tilde{\beta}_{\tilde{f}} = e_1^* f_1 (g_i^{r(f)})^* g_i^{r(f)} = \delta_{ef} (g_i^{r(f)})^* g_i^{r(f)} = 0 = \delta_{\tilde{e}\tilde{f}} \tilde{\alpha}_{\tilde{r}(\tilde{e})}$.

Case 1.9 Assume that $\tilde{e}, \tilde{f} \in C$. Then there are $e, f \in E_w^1$ such that $\tilde{e} = e^{(1)}$ and $\tilde{f} = f^{(1)}$. Since $s(e) = \tilde{s}(e^{(1)}) = \tilde{s}(\tilde{e}) = \tilde{s}(\tilde{f}) = \tilde{s}(f^{(1)}) = s(f)$, we have $e = f$ (because no vertex in (E, w) emits two distinct weighted edges). It follows that $\tilde{e} = \tilde{f}$. Clearly $\tilde{\gamma}_{\tilde{e}}\tilde{\beta}_{\tilde{f}} = e_1^*e_1 = \delta_{\tilde{e}\tilde{f}}\tilde{\alpha}_{\tilde{r}(\tilde{e})}$.

Case 2 Assume that $\tilde{v} \in N$. Then $\tilde{v} = v^{(i)}$ for some $v \in r(E_w^1)$ and $1 \leq i \leq w(g^v)$. One checks easily that $\tilde{s}^{-1}(\tilde{v}) = \emptyset$ if $i = 1$ and $\tilde{s}^{-1}(\tilde{v}) = \{(g^v)^{(i)}\}$ if $i > 1$. It follows that $i > 1$ and $\tilde{e} = \tilde{f} = (g^v)^{(i)}$. Hence $\tilde{\gamma}_{\tilde{e}}\tilde{\beta}_{\tilde{f}} = g_i^v(g_i^v)^* = s(g^v) = \delta_{\tilde{e}\tilde{f}}\tilde{\alpha}_{\tilde{r}(\tilde{e})}$.

Thus (iii) holds.

Next we check (iv). Let $\tilde{v} \in \tilde{E}^0$ such that $\tilde{s}^{-1}(\tilde{v}) \neq \emptyset$. We have to show that $\sum_{\tilde{e} \in \tilde{s}^{-1}(\tilde{v})} \tilde{\beta}_{\tilde{e}}\tilde{\gamma}_{\tilde{e}} = \tilde{\alpha}_{\tilde{v}}$.

Case (a) Assume that $\tilde{v} \in M$. Then $\tilde{v} = v$ for some $v \in E^0 \setminus r(E_w^1)$. One checks easily that

$$\begin{aligned} \tilde{s}^{-1}(\tilde{v}) = & \{e \mid e \in s^{-1}(v) \cap E_{uw}^1, r(e) \notin r(E_w^1)\} \\ & \sqcup \{e^{(i)} \mid e \in s^{-1}(v) \cap E_{uw}^1, r(e) \in r(E_w^1), 1 \leq i \leq w(g^{r(e)})\} \\ & \sqcup \{e^{(1)} \mid e \in s^{-1}(v) \cap E_w^1\}. \end{aligned}$$

Hence

$$\begin{aligned} & \sum_{\tilde{e} \in \tilde{s}^{-1}(\tilde{v})} \tilde{\beta}_{\tilde{e}}\tilde{\gamma}_{\tilde{e}} \\ = & \sum_{\substack{e \in s^{-1}(v) \cap E_{uw}^1, \\ r(e) \notin r(E_w^1)}} \tilde{\beta}_e\tilde{\gamma}_e + \sum_{\substack{e \in s^{-1}(v) \cap E_{uw}^1, \\ r(e) \in r(E_w^1)}} \sum_{i=1}^{w(g^{r(e)})} \tilde{\beta}_{e^{(i)}}\tilde{\gamma}_{e^{(i)}} + \sum_{e \in s^{-1}(v) \cap E_w^1} \tilde{\beta}_{e^{(1)}}\tilde{\gamma}_{e^{(1)}} \\ = & \sum_{\substack{e \in s^{-1}(v) \cap E_{uw}^1, \\ r(e) \notin r(E_w^1)}} e_1e_1^* + \sum_{\substack{e \in s^{-1}(v) \cap E_{uw}^1, \\ r(e) \in r(E_w^1)}} \sum_{i=1}^{w(g^{r(e)})} e_1(g_i^{r(e)})^*g_i^{r(e)}(g_i^{r(e)})^*g_i^{r(e)}e_1^* + \sum_{e \in s^{-1}(v) \cap E_w^1} e_1e_1^* \\ = & \sum_{\substack{e \in s^{-1}(v) \cap E_{uw}^1, \\ r(e) \notin r(E_w^1)}} e_1e_1^* + \sum_{\substack{e \in s^{-1}(v) \cap E_{uw}^1, \\ r(e) \in r(E_w^1)}} \sum_{i=1}^{w(g^{r(e)})} e_1(g_i^{r(e)})^*g_i^{r(e)}e_1^* + \sum_{e \in s^{-1}(v) \cap E_w^1} e_1e_1^* \\ = & \sum_{\substack{e \in s^{-1}(v) \cap E_{uw}^1, \\ r(e) \notin r(E_w^1)}} e_1e_1^* + \sum_{\substack{e \in s^{-1}(v) \cap E_{uw}^1, \\ r(e) \in r(E_w^1)}} e_1 \left(\sum_{i=1}^{w(g^{r(e)})} (g_i^{r(e)})^*g_i^{r(e)} \right) e_1^* + \sum_{e \in s^{-1}(v) \cap E_w^1} e_1e_1^* \\ = & \sum_{\substack{e \in s^{-1}(v) \cap E_{uw}^1, \\ r(e) \notin r(E_w^1)}} e_1e_1^* + \sum_{\substack{e \in s^{-1}(v) \cap E_{uw}^1, \\ r(e) \in r(E_w^1)}} e_1e_1^* + \sum_{e \in s^{-1}(v) \cap E_w^1} e_1e_1^* \\ = & v = \tilde{\alpha}_{\tilde{v}}. \end{aligned}$$

Case (b) Assume that $\tilde{v} \in N$. Then $\tilde{v} = v^{(i)}$ for some $v \in r(E_w^1)$ and $1 \leq i \leq w(g^v)$. As mentioned above we have $\tilde{s}^{-1}(\tilde{v}) = \emptyset$ if $i = 1$ and $\tilde{s}^{-1}(\tilde{v}) = \{(g^v)^{(i)}\}$ if $i > 1$. Since by assumption $\tilde{s}^{-1}(\tilde{v}) \neq \emptyset$, it follows that $i > 1$ and $\sum_{\tilde{e} \in \tilde{s}^{-1}(\tilde{v})} \tilde{\beta}_{\tilde{e}}\tilde{\gamma}_{\tilde{e}} = \tilde{\beta}_{(g^v)^{(i)}}\tilde{\gamma}_{(g^v)^{(i)}} = (g_i^v)^*g_i^v = \tilde{\alpha}_{\tilde{v}}$.

Thus (iv) holds too and hence \tilde{X} is an \tilde{E} -family in $L_K(E, w)$. By the Universal Property of $L_K(\tilde{E})$ there is a unique K -algebra homomorphism $\tilde{\phi} : L_K(\tilde{E}) \rightarrow L_K(E, w)$ such that $\tilde{\phi}(\tilde{v}) = \tilde{\alpha}_{\tilde{v}}$, $\tilde{\phi}(\tilde{e}) = \tilde{\beta}_{\tilde{e}}$ and $\tilde{\phi}(\tilde{e}^*) = \tilde{\gamma}_{\tilde{e}}$ for all $\tilde{v} \in \tilde{E}^0$ and $\tilde{e} \in \tilde{E}^1$.

Part III First we show that $\tilde{\phi} \circ \phi = \text{id}_{L_K(E,w)}$. Clearly it suffices to show that $\tilde{\phi} \circ \phi$ fixes all elements of $\{v, e_i, e_i^* \mid v \in E^0, e \in E^1, 1 \leq i \leq w(e)\}$ since these elements generate $L_K(E, w)$ as a K -algebra. One checks easily that $\tilde{\phi} \circ \phi$ fixes all elements v, e_i, e_i^* where $v \in E^0$ and $e \in E_w^1$ or $e \in E_{uw}^1, r(e) \notin r(E_w^1)$. Let now $e \in E_{uw}^1, r(e) \in r(E_w^1)$. Then

$$\tilde{\phi}(\phi(e_1)) = \tilde{\phi}\left(\sum_{j=1}^{w(g^{r(e)})} e^{(j)}\right) = \sum_{j=1}^{w(g^{r(e)})} e_1(g_j^{r(e)})^* g_j^{r(e)} = e_1 \sum_{j=1}^{w(g^{r(e)})} (g_j^{r(e)})^* g_j^{r(e)} = e_1 r(e) = e_1.$$

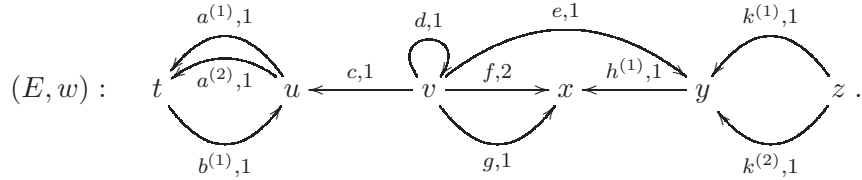
Similarly one can show that $\phi(\phi(e_1^*)) = e_1^*$ in this case. Hence $\tilde{\phi} \circ \phi = \text{id}_{L_K(E,w)}$.

Now we show that $\phi \circ \tilde{\phi} = \text{id}_{L_K(\tilde{E})}$. Clearly it suffices to show that $\phi \circ \tilde{\phi}$ fixes all elements of $\{\tilde{v}, \tilde{e}, \tilde{e}^* \mid \tilde{v} \in \tilde{E}^0, \tilde{e} \in \tilde{E}^1\}$ since these elements generate $L_K(\tilde{E})$ as a K -algebra. One checks easily that $\phi \circ \tilde{\phi}$ fixes all elements $\tilde{v}, \tilde{e}, \tilde{e}^*$ where $\tilde{v} \in \tilde{E}^0$ and $\tilde{e} \in \tilde{E}^1 \setminus B$. Let now $\tilde{e} \in B$. Then $\tilde{e} = e^{(i)}$ for some $e \in E_{uw}^1, r(e) \in r(E_w^1)$ and $1 \leq i \leq w(g^{r(e)})$. Clearly

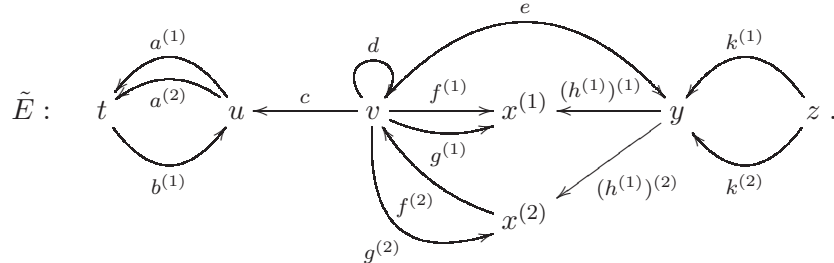
$$\phi(\tilde{\phi}(\tilde{e})) = \tilde{\phi}(e_1(g_i^{r(e)})^* g_i^{r(e)}) = \begin{cases} \sum_{j=1}^{w(g^{r(e)})} e^{(j)}((g^{r(e)})^{(1)})^*(g^{r(e)})^{(1)}), & \text{if } i = 1, \\ \sum_{j=1}^{w(g^{r(e)})} e^{(j)}(g^{r(e)})^{(i)}((g^{r(e)})^{(i)})^*), & \text{if } i > 1. \end{cases}$$

But $((g^{r(e)})^{(1)})^*(g^{r(e)})^{(1)} = \tilde{r}((g^{r(e)})^{(1)}) = r(g^{r(e)})^{(1)} = r(e)^{(1)}$ in $L_K(\tilde{E})$. Since $\tilde{r}(e^{(j)}) = r(e)^{(j)}$, it follows that $\sum_{j=1}^{w(g^{r(e)})} e^{(j)}((g^{r(e)})^{(1)})^*(g^{r(e)})^{(1)} = e^{(1)} = \tilde{e}$ if $i = 1$. Now assume that $i > 1$. One checks easily that $\tilde{s}^{-1}(r(e)^{(i)}) = \{(g^{r(e)})^{(i)}\}$. Hence $(g^{r(e)})^{(i)}((g^{r(e)})^{(i)})^* = r(e)^{(i)}$ in $L_K(\tilde{E})$. Since $\tilde{r}(e^{(j)}) = r(e)^{(j)}$, it follows that $\sum_{j=1}^{w(g^{r(e)})} e^{(j)}(g^{r(e)})^{(i)}((g^{r(e)})^{(i)})^* = e^{(i)} = \tilde{e}$. Hence we have shown that $\phi(\tilde{\phi}(\tilde{e})) = \tilde{e}$ if $\tilde{e} \in B$. Similarly one can show that $\phi(\tilde{\phi}(\tilde{e}^*)) = \tilde{e}^*$ in this case. Hence $\phi \circ \tilde{\phi} = \text{id}_{L_K(\tilde{E})}$ and thus $L_K(E, w) \cong L_K(\tilde{E})$. \square

Example 21. Consider the weighted graph



Let \tilde{E} be defined as in the proof of Lemma 20. Then \tilde{E} is the graph

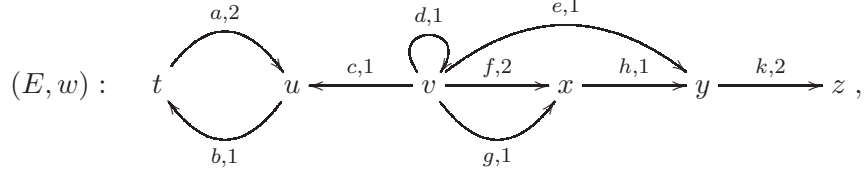


The proof of Lemma 20 shows that $L_K(E, w) \cong L_K(\tilde{E})$.

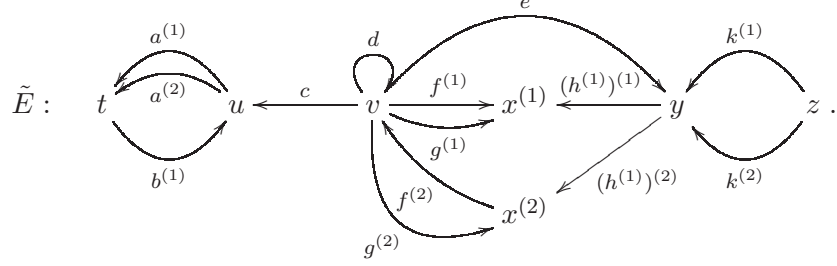
Lemma 18 and 20 directly imply the theorem below.

Theorem 22. *Let (E, w) be a weighted graph that satisfies Condition (LPA). Then the weighted Leavitt path algebra $L_K(E, w)$ is isomorphic to an unweighted Leavitt path algebra.*

Example 23. Consider the weighted graph



which satisfies Condition (LPA), and the graph



By Examples 19 and 21 we have $L_K(E, w) \cong L_K(\tilde{E})$.

6. ABSCENCE OF CONDITION (LPA)

Throughout this subsection (E, w) denotes a weighted graph. We start by recalling the basis result of [7]. Set $X := \{v, e_i, e_i^* \mid v \in E^0, e \in E^1, 1 \leq i \leq w(e)\}$, let $\langle X \rangle$ the set of all nonempty words over X and set $\overline{\langle X \rangle} := \langle X \rangle \cup \{\text{empty word}\}$. Together with juxtaposition of words $\langle X \rangle$ becomes a semigroup and $\overline{\langle X \rangle}$ a monoid. If $A, B \in \overline{\langle X \rangle}$, then B is called a *subword* of A if there are $C, D \in \overline{\langle X \rangle}$ such that $A = CBD$ and a *suffix* of A if there is a $C \in \overline{\langle X \rangle}$ such that $A = CB$.

Definition 24. Let $p = x_1 \dots x_n \in \langle X \rangle$. Then p is called a *d-path* if either $x_1, \dots, x_n \in X \setminus E^0$ and $r(x_i) = s(x_{i+1})$ ($1 \leq i \leq n-1$) or $x_1 \in E^0$ and $n = 1$. Here we use the convention $s(v) := v$, $r(v) := v$, $s(e_i) := s(e)$, $r(e_i) := r(e)$, $s(e_i^*) := r(e)$ and $r(e_i^*) := s(e)$ for any $v \in E^0$, $e \in E^1$ and $1 \leq i \leq w(e)$.

Remark 25. Let \hat{E} be the directed graph associated to (E, w) and \hat{E}_d the double graph of \hat{E} (see [14, Definitions 2 and 8]). The d-paths are precisely the paths in the double graph \hat{E}_d .

Fix for any $v \in E^0$ such that $s^{-1}(v) \neq \emptyset$ an edge $e^v \in s^{-1}(v)$ such that $w(e^v) = w(v)$. The e^v 's are called *special edges*.

Definition 26. The words $e_i^v(e_j^v)^*$ ($v \in E^0, 1 \leq i, j \leq w(v)$) and $e_1^*f_1$ ($e, f \in E^1$) in $\langle X \rangle$ are called *forbidden*. A *normal d-path* or *nod-path* is a d-path p such that none of its subwords is forbidden.

Let $K\langle X \rangle$ the free K -algebra generated by X (i.e. the K -vector space with basis $\langle X \rangle$ which becomes a K -algebra by linearly extending the juxtaposition of words). Then $L_K(E, w)$ is the quotient of $K\langle X \rangle$ by the ideal generated by the relations (i)-(iv) in Definition 6. Let $K\langle X \rangle_{\text{nod}}$ be the linear subspace of $K\langle X \rangle$ spanned by the nod-paths.

Theorem 27 (Hazrat, Preusser, 2017). *The canonical map $K\langle X \rangle_{\text{nod}} \rightarrow L_K(E, w)$ is an isomorphism of K -vector spaces. In particular the images of the nod-paths under this map form a linear basis for $L_K(E, w)$.*

Proof. See [7, Theorem 16] and its proof. \square

The following lemma will be used in the proofs of Theorems 29,30,31,32,33,34 and 37.

Key Lemma 28. *Suppose that (E, w) does not satisfy Condition (LPA). Then there is a nod-path whose first letter is e_2 and whose last letter is e_2^* for some $e \in E_w^1$.*

Proof. [14, Proof of Lemma 35] shows that if one of the Conditions (LPA1), (LPA2) and (LPA3) is not satisfied, then there is a nod-path whose first letter is e_2 and whose last letter is e_2^* for some $e \in E_w^1$. Assume now that (E, w) does not satisfy Condition (LPA4). Then there is an $e \in E_w^1$, a path p and a cycle c such that $s(p) = r(e)$, $r(p) = s(c)$ and e does not belong to c . Write $c = f^{(1)} \dots f^{(m)}$ where $f^{(1)}, \dots, f^{(m)} \in E^1$. If $p = r(e)$, then $e_2 f_1^{(1)} \dots f_1^{(m)} e_2^*$ is a nod-path (since $f^{(m)} \neq e$). Now assume that $p = g^{(1)} \dots g^{(n)}$ where $g^{(1)}, \dots, g^{(n)} \in E^1$. Clearly we assume that no letter of p is a letter of c . One checks easily that $e_2 g_1^{(1)} \dots g_1^{(n)} f_1^{(1)} \dots f_1^{(m)} (g_1^{(n)})^* \dots (g_1^{(1)})^* e_2^*$ is a nod-path (note that $f^{(m)} \neq g^{(n)}$). \square

Theorem 29. *Suppose that (E, w) does not satisfy Condition (LPA). Then $L_K(E, w)$ is neither simple nor graded simple.*

Proof. By Lemma 28, there is a nod-path p whose first letter is e_2 and whose last letter is e_2^* for some $e \in E_w^1$. One checks easily that the ideal I generated by p equals the linear span of all nod-paths that contain p as a subword (note that e_2 is not the second letter of a forbidden word and e_2^* not the first letter of a forbidden word). It follows that I is a proper ideal of $L_K(E, w)$ (it is not the zero ideal since it contains the basis element p and it is not equal to $L_K(E, w)$ since it does not contain any vertex). Since I is generated by a homogeneous element, it is a graded ideal. \square

Recall that a group graded K -algebra $A = \bigoplus_{g \in G} A_g$ is called *locally finite* if $\dim_K A_g < \infty$ for every $g \in G$.

Theorem 30. *Suppose that (E, w) does not satisfy Condition (LPA). Then $L_K(E, w)$ is not locally finite.*

Proof. By Lemma 28, there is a nod-path $p = x_1 \dots x_n$ such that $x_1 = e_2$ and $x_n = e_2^*$ for some $e \in E_w^1$. Set $p^* := x_n^* \dots x_1^*$ (where $(f_i^*)^* = f_i$ for any $f \in E^1$ and $1 \leq i \leq w(f)$). One checks easily that for any $n \in \mathbb{N}$, $(pp^*)^n$ is a nod-path that lies in the homogeneous 0-component $L_K(E, w)_0$. It follows from Theorem 27 that $\dim_K(L_K(E, w)_0) = \infty$. \square

Theorem 31. *Suppose that (E, w) does not satisfy Condition (LPA). Then $L_K(E, w)$ is not Noetherian.*

Proof. By Lemma 28, there is a nod-path p whose first letter is e_2 and whose last letter is e_2^* for some $e \in E_w^1$. Let q be the nod-path one gets by replacing the first letter of p by e_1 . For any $n \in \mathbb{N}$ let I_n be the left ideal generated by the nod-paths p, pq, \dots, pq^n . One checks easily that I_n equals the linear span of all nod-paths o such that one of the words p, pq, \dots, pq^n is a suffix of o . It follows that $I_n \subsetneq I_{n+1}$ (clearly none of the words p, pq, \dots, pq^n is a suffix of pq^{n+1} since p and q have the same length but are distinct; hence $pq^{n+1} \notin I_n$). \square

Theorem 32. *Suppose that (E, w) does not satisfy Condition (LPA). Then $L_K(E, w)$ is not Artinian.*

Proof. By Lemma 28, there is a nod-path p whose first letter is e_2 and whose last letter is e_2^* for some $e \in E_w^1$. For any $n \in \mathbb{N}$ let I_n be the left ideal generated by p^n . One checks easily that I_n equals the linear span of all nod-paths o such that p^n is a suffix of o . Hence $I_n \supsetneq I_{n+1}$ (clearly p^{n+1} is not a suffix of p^n and hence $p^n \notin I_{n+1}$). \square

Theorem 33. *Suppose that (E, w) does not satisfy Condition (LPA). Then $L_K(E, w)$ is not von Neumann regular.*

Proof. By Lemma 28, there is a nod-path p whose first letter is e_2 and whose last letter is e_2^* for some $e \in E_w^1$. One checks easily that for any $x \in L_K(E, w)$, pxp is a linear combination of nod-paths of length $\geq 2|p|$. Hence the equation $pxp = p$ has no solution $x \in L_K(E, w)$. \square

We recall some general facts on the growth of algebras. Let $A \neq \{0\}$ be a finitely generated K -algebra. Let V be a *finite-dimensional generating subspace* of A , i.e. a finite-dimensional subspace of A that generates

A as a K -algebra. For $n \geq 1$ let V^n denote the linear span of the set $\{v_1 \dots v_k \mid k \leq n, v_1, \dots, v_k \in V\}$. Then

$$V = V^1 \subseteq V^2 \subseteq V^3 \subseteq \dots, \quad A = \bigcup_{n \in \mathbb{N}} V^n \text{ and } d_V(n) := \dim V^n < \infty.$$

Given functions $f, g : \mathbb{N} \rightarrow \mathbb{R}^+$, we write $f \preceq g$ if there is a $c \in \mathbb{N}$ such that $f(n) \leq cg(cn)$ for all n . If $f \preceq g$ and $g \preceq f$, then the functions f, g are called *asymptotically equivalent* and we write $f \sim g$. If W is another finite-dimensional generating subspace of A , then $d_V \sim d_W$. The *Gelfand-Kirillov dimension* or *GK dimension* of A is defined as

$$\text{GKdim } A := \limsup_{n \rightarrow \infty} \log_n d_V(n).$$

The definition of the GK dimension does not depend on the choice of the finite-dimensional generating subspace V . If $d_V \preceq n^m$ for some $m \in \mathbb{N}$, then A is said to have *polynomial growth* and we have $\text{GKdim } A \leq m$. If $d_V \sim a^n$ for some real number $a > 1$, then A is said to have *exponential growth* and we have $\text{GKdim } A = \infty$. If A does not happen to be finitely generated over K , then the GK dimension of A is defined as

$$\text{GKdim}(A) := \sup\{\text{GKdim}(B) \mid B \text{ is a finitely generated subalgebra of } A\}.$$

For the algebra $A = \{0\}$ we set $\text{GKdim } A := 0$.

Theorem 34. *Suppose that (E, w) does not satisfy Condition (LPA). Then $\text{GKdim}(L_K(E, w)) = \infty$.*

Proof. Suppose first that (E, w) is finite (in our setting that means that E^0 is a finite set). By Lemma 28, there is a nod-path p in (E, w) whose first letter is e_2 and whose last letter is e_2^* for some $e \in E_w^1$. Let q be the nod-path one gets by replacing the first letter of p by e_1 . Let $n \in \mathbb{N}$. Consider the nod-paths

$$p^{i_1} q^{i_2} \dots p^{i_{k-1}} q^{i_k} \quad (k \text{ even}), \text{ and } p^{i_1} q^{i_2} \dots p^{i_{k-2}} q^{i_{k-1}} p^{i_k} \quad (k \text{ odd}) \quad (1)$$

where $k, i_1, \dots, i_k \in \mathbb{N}$ satisfy

$$(i_1 + \dots + i_k) |p| \leq n. \quad (2)$$

Clearly different solutions (k, i_1, \dots, i_k) and $(k', i'_1, \dots, i'_{k'})$ of inequality (2) correspond to different nod-paths in (1) since $|p| = |q|$. Let V denote the finite-dimensional subspace of $L_K(E, w)$ spanned by $\{v, f_i, f_i^* \mid v \in E^0, f \in E_1, 1 \leq i \leq w(f)\}$. By Theorem 27 the nod-paths in (1) are linearly independent in V^n . The number of solutions of (2) is $\sim 2^n$ and hence $L_K(E, w)$ has exponential growth.

Now suppose that (E, w) is not finite. One checks easily that there is a finite complete weighted subgraph (\tilde{E}, \tilde{w}) of (E, w) that does not satisfy Condition (LPA) (see [6, p. 884 and Proof of Lemma 5.19]). By the previous paragraph $L_K(\tilde{E}, \tilde{w})$ has exponential growth. Clearly the inclusion $(\tilde{E}, \tilde{w}) \hookrightarrow (E, w)$ induces an algebra monomorphism $L_K(\tilde{E}, \tilde{w}) \rightarrow L_K(E, w)$ since one can choose the special edges such that distinct nod-paths are mapped to distinct nod-paths. Hence $L_K(E, w)$ has a finitely generated subalgebra with exponential growth. It follows from the definition of the GK dimension that $\text{GKdim } L_K(E, w) = \infty$. \square

The main result of this section is Theorem 37. In order to prove it we need two lemmas.

Lemma 35. *Let p be a nod-path starting with e_2 and ending with e_2^* for some $e \in E_w^1$. Then the ideal I of $L_K(E, w)$ generated by p contains no nonzero idempotent.*

Proof. For a nod-path $q = x_1 \dots x_n$ define $m(q)$ as the largest nonnegative integer m such that there are indices $i_1, \dots, i_m \in \{1, \dots, n\}$ such that $i_j + |p| - 1 < i_{j+1}$ ($1 \leq j \leq m-1$), $i_m + |p| - 1 \leq n$ and $x_{i_j} \dots x_{i_j+|p|-1} = p$ ($1 \leq j \leq m$). Hence $m(q)$ is maximal with the property that q contains $m(q)$ not overlapping copies of p .

Now let $a \in I \setminus \{0\}$. By Theorem 27 we can write $a = \sum_{r=1}^t k_r q_r$ where $k_1, \dots, k_t \in K \setminus \{0\}$ and q_1, \dots, q_t are pairwise distinct nod-paths. Clearly $m(q_r) \geq 1$ for any $1 \leq r \leq t$, since I consists of all linear combinations of nod-paths containing p as a subword. It is easy to show, using the fact that e_2 is not the second letter of a forbidden word and e_2^* not the first letter of a forbidden word, that for any $1 \leq r, s \leq t$

the product $q_r q_s$ is a linear combination of nod-paths o such that $m(o) \geq m(q_r) + m(q_s)$ (cf. [7, Proof of Proposition 40]). It follows that $a^2 = \sum_{r,s=1}^t k_r k_s q_r q_s$ is a linear combination of nod-paths o such that $m(o) \geq 2m(q_{r_{\min}}) > m(q_{r_{\min}})$ where $1 \leq r_{\min} \leq t$ is chosen such that $m(q_{r_{\min}})$ is minimal. Hence a^2 is a linear combination of nod-paths none of which equals $q_{r_{\min}}$. Thus a^2 cannot be equal to a . \square

If Λ is an infinite set and S is a unital ring, then we denote by $M_\Lambda(S)$ the K -algebra consisting of all square matrices M , with rows and columns indexed by Λ , with entries from S , for which there are at most finitely many nonzero entries in M (cf. [2, Notation 2.6.3]).

Lemma 36. *Let Λ be an infinite set and S a left Noetherian, unital ring. Let $I_1 \subseteq I_2 \subseteq \dots$ be an ascending chain of left ideals of $M_\Lambda(S)$. Suppose there is a finite subset Λ^{fin} of Λ such that $\sigma_{\lambda\mu} = 0$ for any $n \in \mathbb{N}$, $\sigma \in I_n$, $\lambda \in \Lambda$ and $\mu \in \Lambda \setminus \Lambda^{\text{fin}}$. Then the chain $I_1 \subseteq I_2 \subseteq \dots$ eventually stabilises.*

Proof. Write $\Lambda^{\text{fin}} = \{\lambda_1, \dots, \lambda_m\}$. Fix a $\tau \in \Lambda$. For any $n \in \mathbb{N}$, let N_n be the left S -submodule of S^m consisting of all row vectors $(\sigma_{\tau\lambda_1}, \dots, \sigma_{\tau\lambda_m})$ where σ varies over all matrices in I_n . Then I_n equals the set of all matrices $\sigma \in M_\Lambda(S)$ such that $\sigma_{\lambda\mu} = 0$ for any $\lambda \in \Lambda$, $\mu \in \Lambda \setminus \Lambda^{\text{fin}}$ and $(\sigma_{\lambda\lambda_1}, \dots, \sigma_{\lambda\lambda_m}) \in N_n$ for any $\lambda \in \Lambda$. Since S is a left Noetherian ring, S^m is a Noetherian module. It follows that the chain $N_1 \subseteq N_2 \subseteq \dots$ eventually stabilises and thus the chain $I_1 \subseteq I_2 \subseteq \dots$ eventually stabilises. \square

Theorem 37. *Suppose that (E, w) does not satisfy Condition (LPA). Then $L_K(E, w)$ is not isomorphic to an unweighted Leavitt path algebra.*

Proof. Assume there is a graph F and an isomorphism $\phi : L_K(E, w) \rightarrow L_K(F)$. By Lemma 28, there is a nod-path p whose first letter is e_2 and whose last letter is e_2^* for some $e \in E_w^1$. Let q be the nod-path one gets by replacing the last letter of p by e_1^* . By Lemma 35, the ideal I of $L_K(E, w)$ generated by p contains no nonzero idempotent. Similarly, for any $n \in \mathbb{N}$, the ideal I_n of $L_K(E, w)$ generated by qp^n contains no nonzero idempotent. It follows from [2, Proposition 2.7.9], that $\phi(I), \phi(I_n) \subseteq I(P_c(F))$ ($n \in \mathbb{N}$) where $I(P_c(F))$ is the ideal of $L_K(F)$ generated by all vertices in F^0 which belong to a cycle without an exit. It follows that $\phi(p), \phi(qp^n) \in I(P_c(F))$ ($n \in \mathbb{N}$). By [2, Theorem 2.7.3] we have

$$I(P_c(F)) \cong \bigoplus_{i \in \Gamma} M_{\Lambda_i}(K[x, x^{-1}]) \quad (3)$$

as a K -algebra. The sets Γ and Λ_i ($i \in \Gamma$) in (3) might be infinite if F is not finite.

It follows from the previous paragraph that there is a subalgebra A of $L_K(E, w)$ such that $p, qp^n \in A$ ($n \in \mathbb{N}$) and $A \cong \bigoplus_{i \in \Gamma} M_{\Lambda_i}(K[x, x^{-1}])$. For any $n \in \mathbb{N}$ let J_n be the left ideal of A generated by qp^2, \dots, qp^{n+1} . Then

J_n is contained in the linear span of all nod-paths o such that one of the words qp^2, \dots, qp^{n+1} is a suffix of o . It follows that $J_n \subsetneq J_{n+1}$ (clearly none of the words qp^2, \dots, qp^{n+1} is a suffix of qp^{n+2} since p and q have the same length but are distinct). If the sets Γ and Λ_i ($i \in \Gamma$) are finite, then we already have a contradiction since it is well-known that $\bigoplus_{i \in \Gamma} M_{\Lambda_i}(K[x, x^{-1}])$ is Noetherian in this case. Hence the next two

paragraphs are only needed if one of the sets Γ and Λ_i ($i \in \Gamma$) is infinite.

If $a \in A$, then we identify a with its image in $\bigoplus_{i \in \Gamma} M_{\Lambda_i}(K[x, x^{-1}])$ and write a_i for the i -th component of a .

Set $\Gamma^{\text{fin}} := \{i \in \Gamma \mid p_i \neq 0\}$. Then Γ^{fin} is a finite subset of Γ . Clearly $(qp^n)_i = 0$ for any $i \in \Gamma \setminus \Gamma^{\text{fin}}$ and $n \geq 2$ (since $(qp^n)_i = (qp^{n-1}p)_i = (qp^{n-1})_i p_i$ for any $n \geq 2$). Hence we can reduce to the case that Γ is finite.

For any $n \in \mathbb{N}$ and $i \in \Gamma$, let $J_{n,i}$ be the left ideal of $M_{\Lambda_i}(K[x, x^{-1}])$ generated by $(qp^2)_i, \dots, (qp^{n+1})_i$. Then $J_n = \times_{i \in \Gamma} J_{n,i}$ since each $M_{\Lambda_i}(K[x, x^{-1}])$ has local units. Now fix an $i \in \Gamma$. Let Λ_i^{fin} be the finite subset of Λ_i consisting of all $\lambda \in \Lambda_i$ such that the λ -th column of p_i has a nonzero entry. Then clearly $\sigma_{\lambda\mu} = 0$ for any $n \in \mathbb{N}$, $\sigma \in J_{n,i}$, $\lambda \in \Lambda_i$ and $\mu \in \Lambda_i \setminus \Lambda_i^{\text{fin}}$ (since any element of $J_{n,i}$ is a left multiple of

p_i). Hence, by Lemma 36, the chain $J_{1,i} \subseteq J_{2,i} \subseteq \dots$ eventually stabilises. Since this holds for any $i \in \Gamma$, we get the contradiction that the chain $J_1 \subseteq J_2 \subseteq \dots$ eventually stabilises. \square

7. SUMMARY

Theorem 38. *Let (E, w) be a row-finite weighted graph and K a field. Then $L_K(E, w)$ is isomorphic to an unweighted Leavitt path algebra iff (E, w) satisfies Condition (LPA) (see Definition 15).*

Proof. Follows from the Theorems 22 and 37. \square

Theorem 39. *Let (E, w) be a row-finite weighted graph and K a field. If $L_K(E, w)$ is simple, or graded simple, or locally finite, or Noetherian, or Artinian, or von Neumann regular, or has finite GK dimension, then $L_K(E, w)$ is isomorphic to an unweighted Leavitt path algebra.*

Proof. Follows from the Theorems 29,30,31,32,33,34 and 22. \square

REFERENCES

- [1] G. Abrams, G. Aranda Pino, *The Leavitt path algebra of a graph*, J. Algebra **293** (2005), no. 2, 319–334. [1](#)
- [2] G. Abrams, P. Ara, M. Siles Molina, *Leavitt path algebras*, Lecture Notes in Mathematics **2191**, Springer, 2017. [18](#)
- [3] P. Ara, M.A. Moreno, E. Pardo, *Nonstable K -theory for graph algebras*, Algebr. Represent. Theory **10** (2007), no. 2, 157–178. [1](#)
- [4] G.M. Bergman, *Coproducts and some universal ring constructions*, Trans. Amer. Math. Soc. **200** (1974), 33–88. [1](#)
- [5] J. Cuntz, *Simple C^* -algebras generated by isometries*, Comm. Math. Phys. **57** (1977), no. 2, 173–185. [1](#)
- [6] R. Hazrat, *The graded structure of Leavitt path algebras*, Israel J. Math. **195** (2013), no. 2, 833–895. [1](#), [4](#), [17](#)
- [7] R. Hazrat, R. Preusser, *Applications of normal forms for weighted Leavitt path algebras: simple rings and domains*, Algebr. Represent. Theor. **20** (2017), 1061–1083. [2](#), [4](#), [15](#), [18](#)
- [8] W.G. Leavitt, *Modules over rings of words*, Proc. Amer. Math. Soc. **7** (1956), 188–193. [1](#)
- [9] W.G. Leavitt, *Modules without invariant basis number*, Proc. Amer. Math. Soc. **8** (1957), 322–328. [1](#)
- [10] W.G. Leavitt, *The module type of a ring*, Trans. Amer. Math. Soc. **103** (1962) 113–130. [1](#)
- [11] W.G. Leavitt, *The module type of homomorphic images*, Duke Math. J. **32** (1965) 305–311. [1](#)
- [12] N.C. Phillips, *A classification theorem for nuclear purely infinite simple C^* -algebras*, [1](#)
- [13] R. Preusser, *The V -monoid of a weighted Leavitt path algebra*, accepted by Israel J. Math. [2](#)
- [14] R. Preusser, *The Gelfand-Kirillov dimension of a weighted Leavitt path algebra*, accepted by J. Algebra Appl., <https://doi.org/10.1142/S0219498820500590>. [2](#), [5](#), [15](#), [16](#)
- [15] R. Preusser, *Locally finite weighted Leavitt path algebras*, arXiv:1806.06139 [math.RA]. [2](#), [5](#)
- [16] I. Raeburn, *Graph algebras*. CBMS Regional Conference Series in Mathematics, **103** American Mathematical Society, Providence, RI, 2005. [1](#)

E-mail address: raimund.preusser@gmx.de