

Benchmarking the Quantum Approximate Optimization Algorithm

Madita Willsch,^{1,2} Dennis Willsch,^{1,2} Fengping Jin,¹ Hans De Raedt,³ and Kristel Michielsen^{1,2}

¹*Institute for Advanced Simulation, Jülich Supercomputing Centre,
Forschungszentrum Jülich, D-52425 Jülich, Germany*

²*RWTH Aachen University, D-52056 Aachen, Germany*

³*Zernike Institute for Advanced Materials,
University of Groningen, Nijenborgh 4, NL-9747 AG Groningen, The Netherlands*

(Dated: December 31, 2021)

The performance of the quantum approximate optimization algorithm is evaluated by using three different measures: the probability of finding the ground state, the energy expectation value, and a ratio closely related to the approximation ratio. The set of problem instances studied consists of weighted MaxCut problems and 2-satisfiability problems. The Ising model representations of the latter possess unique ground states and highly degenerate first excited states. The quantum approximate optimization algorithm is executed on quantum computer simulators and on the IBM Q Experience. Additionally, data obtained from the D-Wave 2000Q quantum annealer are used for comparison, and it is found that the D-Wave machine outperforms the quantum approximate optimization algorithm executed on a simulator. The overall performance of the quantum approximate optimization algorithm is found to strongly depend on the problem instance.

Keywords: quantum computation; quantum annealing; optimization problems; QAOA

I. INTRODUCTION

The Quantum Approximate Optimization Algorithm (QAOA) is a variational method for solving combinatorial optimization problems on a gate-based quantum computer [1]. Generally speaking, combinatorial optimization is the task of finding, from a finite number of objects, that object which minimizes a cost function. Combinatorial optimization finds application in real-world problems including reducing the cost of supply chains, vehicle routing, job allocation, and so on. The QAOA is based on a reformulation of the combinatorial optimization in terms of finding an approximation to the ground state of a Hamiltonian by adopting a specific variational ansatz for the trial wave function. This ansatz is specified in terms of a gate circuit and involves $2p$ parameters (see below) which have to be optimized by running a minimization algorithm on a conventional computer.

Alternatively, the QAOA can be viewed as a form of quantum annealing (QA) using discrete time steps. In the limit that these time steps become vanishingly small (i.e $p \rightarrow \infty$), the adiabatic theorem [2] guarantees that quantum annealing yields the true ground state, presuming that the adiabatic conditions are satisfied, thus providing at least one example for which the QAOA yields the correct answer. In addition, there exists a special class of models for which QAOA with $p = 1$ solves the optimization problem exactly [3]. In general, for finite p , there is no guarantee that the QAOA solution corresponds to the solution of the original combinatorial optimization problem.

Interest in the QAOA has increased dramatically in the past few years as it may, in contrast to Shor's factoring algorithm [4], lead to useful results even when used on NISQ devices [5]. Experiments have already been performed [6, 7]. Moreover, the field of application, which is

optimization, is much larger than, for example, factoring, rendering the QAOA a possible valuable application for gate-based quantum computers in general. It has also been proposed to use the QAOA for showing quantum supremacy on near-term devices [8].

The aim of this paper is to present a critical assessment of the QAOA, based on results obtained by simulation, running the QAOA on the IBM Q Experience, and a comparison with data produced by the D-Wave 2000Q quantum annealer.

We benchmark the QAOA by applying it to a set of 2-SAT problems with up to 18 variables and weighted MaxCut problems with 16 variables. We measure performance by means of the energy, a ratio related to the approximation ratio, and the success probability. We find that the overall success of QAOA depends critically on the problem instance.

The paper is structured as follows: In Sec. II, we introduce the 2-SAT [9] and MaxCut [9] problems which are used to benchmark the QAOA and review the basic elements of the QAOA and QA. Section III discusses the procedures to assess the performance of the QAOA and to compare it with QA. The results obtained by using simulators, the IBM Q Experience, and the D-Wave 2000Q quantum annealer are presented in Sec. IV. Section V contains our conclusions.

II. THEORETICAL BACKGROUND

A. The 2-SAT Problem

Solving the 2-satisfiability (2-SAT) problem amounts to finding a true/false assignment of N Boolean variables such that a given expression is satisfied [9]. Such an expression consists of arbitrarily many conjunctions of

clauses that consist of disjunctions of pairs of the Boolean variables (or their negations), respectively. Neglecting irrelevant constants, problems of this type can be mapped onto the quantum spin Hamiltonian

$$H_{\text{Ising}} = \sum_i h_i \sigma_i^z + \sum_{i,j} J_{ij} \sigma_i^z \sigma_j^z, \quad (1)$$

where σ_i^z denotes the Pauli z -matrix of spin i with eigenvalues $z_i \in \{-1, 1\}$. In the basis that diagonalizes all σ_i^z (commonly referred to as the computational basis), Hamiltonian Eq. (1) is a function of the variables z_i . For the class of 2-SAT problems that we consider, this cost function is integer valued. Minimizing this cost function answers the question whether there exists an assignment of N Boolean variables that solves the 2-SAT problem and provides this assignment.

In this paper, we consider a collection of 2-SAT problems that, in terms of Eq. (1), possess a unique ground state and a highly degenerate first-excited state and, for the purpose of solving such problems by means of the D-Wave quantum annealer, allow for a direct mapping onto the Chimera graph [10–12].

B. The MaxCut Problem

Given an undirected graph \mathcal{G} with vertices $i \in V$ and edges $(i, j) \in E$, solving the MaxCut problem yields two subsets S_0 and S_1 of V such that $S_0 \cup S_1 = V$, $S_0 \cap S_1 = \emptyset$, and the number of edges (i, j) with $i \in S_0$ and $j \in S_1$ is as large as possible [9]. In terms of a quantum spin model, the solution of the MaxCut problem corresponds to the lowest energy eigenstate of the Hamiltonian

$$H_{\text{MaxCut}} = \sum_{(i,j) \in E} \sigma_i^z \sigma_j^z, \quad (2)$$

where the eigenvalue $z_i = 1$ (-1) of the σ_i^z operator indicates that vertex i belongs to subset S_0 (S_1). Clearly, the eigenvalues of Eq. (2) are integer valued.

The weighted MaxCut problem is an extension for which the edges (i, j) of the graph \mathcal{G} are weighted by weights w_{ij} . The corresponding Hamiltonian reads

$$H_W = \sum_{(i,j) \in E} w_{ij} \sigma_i^z \sigma_j^z. \quad (3)$$

Obviously, Eq. (3) is a special case of Eq. (1).

C. Quantum Annealing

Quantum annealing was proposed as a quantum version of simulated annealing [13, 14] and shortly thereafter, the related notion of adiabatic quantum computation has been introduced [15, 16]. The working principle is that an N -spin quantum system is prepared in

the state $|+\rangle^{\otimes N}$, which is the ground state of the initial Hamiltonian $H_{\text{init}} = -H_0$, where

$$H_0 = \sum_{i=1}^N \sigma_i^x, \quad (4)$$

and σ_i^x is the Pauli x -matrix for spin i . The Hamiltonian of the system changes with time according to

$$H(s) = A(s)H_{\text{init}} + B(s)H_C, \quad s = t/t_a, \quad (5)$$

where t_a is the total annealing time, $A(s=0) \gg 1$, $B(s=0) \approx 0$ and $A(s=1) \approx 0$, $B(s=1) \gg 1$ (in appropriate units) and H_C is the Hamiltonian corresponding to the discrete optimization problem (e.g. the MaxCut or the 2-SAT problem considered in this paper).

If $|\Psi(0)\rangle$ is the ground state of H_0 , the adiabatic theorem says that the state $|\Psi(t_a)\rangle$ obtained from the solution of

$$i \frac{\partial}{\partial t} |\Psi(t)\rangle = [B(t/t_a)H_C - A(t/t_a)H_0] |\Psi(t)\rangle, \quad (6)$$

$$|\Psi(0)\rangle = |+\rangle^{\otimes N}, \quad (7)$$

with $0 \leq t \leq t_a$, will approach the ground state (i.e., yield the minimum) of H_C if the variation of $A(t/t_a)$ and $B(t/t_a)$ is sufficiently smooth and the annealing time t_a becomes infinitely long [2]. Equation (6) is the time-dependent Schrödinger equation with a time-dependent Hamiltonian $B(t/t_a)H_C - A(t/t_a)H_0$. The formal solution of Eqs. (6) and (7) is given by the time-ordered product of matrix exponentials [17]

$$\begin{aligned} |\Psi(t_a)\rangle &= \lim_{p \rightarrow \infty} \left\{ \prod_{j=1}^p e^{-i\tau(p)[B(j/p)H_C - A(j/p)H_0]} \right\} |+\rangle^{\otimes N} \\ &= \lim_{p \rightarrow \infty} \left\{ \prod_{j=1}^p e^{i\tau(p)A(j/p)H_0} e^{-i\tau(p)B(j/p)H_C} \right\} |+\rangle^{\otimes N}, \end{aligned} \quad (8)$$

where $t = j\tau(p)$ and $\tau(p) = t_a/p$ and we used Trotter's formula [18] such that $\exp(\tau(H_A + H_B)) \rightarrow \exp(\tau H_A) \exp(\tau H_B)$ for $\tau \rightarrow 0$ for two operators H_A and H_B . According to the adiabatic theorem [2, 19], $\lim_{t_a \rightarrow \infty} |\Psi(t_a)\rangle$ is the ground state of H_C . In practice, quantum annealing is performed with finite t_a .

In this paper, we use the D-Wave 2000Q to perform the quantum annealing experiments.

D. Quantum Approximate Optimization Algorithm

In this section, we briefly review the basic elements of the QAOA [1].

Consider an optimization problem for which the objective function is given by $C(z) = \sum_j C_j(z)$, where $z = z_1 z_2 \dots z_N$, $z_i \in \{-1, 1\}$, and typically, each of the

$C_j(z)$ depends on a few of the z_i only. If each $C_j(z)$ depends on not more than two of the z_i , the mapping of $C(z)$ onto the Ising Hamiltonian H_C is straightforward. If $C_j(z)$ depends on the products of three or more z_i , $C(z)$ may still be mapped onto the Ising Hamiltonian, potentially at the expense of introducing additional auxiliary variables [20]. The Ising Hamiltonian is diagonal in the σ^z basis, and the ground state energy, denoted by $E_C^{(0)}$, corresponds (up to an irrelevant constant) to the minimum of $C(z)$.

The QAOA works as follows. The quantum computer is prepared in the state $|+\rangle^{\otimes N}$, i.e. the uniform superposition of all computational basis states, which can be achieved by applying the Hadamard gates $H^{\otimes N}$ to $|0\rangle^{\otimes N}$.

The next step is to construct a variational ansatz for the wave function according to

$$|\vec{\gamma}, \vec{\beta}\rangle = U_B(\beta_p)U_C(\gamma_p) \cdots U_B(\beta_1)U_C(\gamma_1)|+\rangle^{\otimes N}, \quad (9)$$

where $\vec{\gamma} = (\gamma_1, \dots, \gamma_p)$, $\vec{\beta} = (\beta_1, \dots, \beta_p)$ and

$$U_C(\gamma) = e^{-i\gamma H_C}, \quad (10)$$

$$U_B(\beta) = e^{-i\beta H_0} = e^{-i\beta \sum_{i=1}^N \sigma_i^x}. \quad (11)$$

If the eigenvalues of H_C (H_0) are integer-valued, we may restrict the values of the γ_i (β_i) to the interval $[0, 2\pi]$ ($[0, \pi]$) [1]. In the case of the weighted MaxCut problem (see Eq. 3), the γ_i cannot be restricted to the interval $[0, 2\pi]$, in general. The parameter p in Eq. (9) determines the number of independent parameters of the trial state. Modifications of the QAOA also allow for different mixing operators than the one given in Eq. (11) [21].

As for all variational methods, $\vec{\gamma}$ and $\vec{\beta}$ are determined by minimizing the cost function. In the case at hand, we minimize the expectation value of the Hamiltonian H_C , that is

$$E_p(\vec{\gamma}, \vec{\beta}) = \langle \vec{\gamma}, \vec{\beta} | H_C | \vec{\gamma}, \vec{\beta} \rangle, \quad (12)$$

as a function of $(\vec{\gamma}, \vec{\beta})$ and denote

$$E_p(\vec{\gamma}^*, \vec{\beta}^*) = \min'_{\vec{\gamma}, \vec{\beta}} E_p(\vec{\gamma}, \vec{\beta}), \quad (13)$$

where \min' denotes a (local) minimum obtained numerically. In practice, this minimization is carried out on a conventional digital computer.

The quantum computer is prepared in the state $|\vec{\gamma}, \vec{\beta}\rangle$ with the current values of $\vec{\gamma}$ and $\vec{\beta}$ using the quantum circuit corresponding to Eq. (9). According to quantum theory, each measurement of the state of the quantum computer in the computational basis produces a sample z with probability $P(z) = |\langle z | \vec{\gamma}, \vec{\beta} \rangle|^2$. This procedure is repeated until a sufficiently large number of samples z is collected. If we want to search for the optimal $(\vec{\gamma}, \vec{\beta})$ by minimizing $E_p(\vec{\gamma}, \vec{\beta})$, we can estimate $E_p(\vec{\gamma}, \vec{\beta})$ through

$$E_p(\vec{\gamma}, \vec{\beta}) = \sum_z P(z)C(z), \quad (14)$$

where the sum is over all collected samples z and the probability $P(z)$ is approximated by the relative frequency with which a particular sample z occurs. When using the quantum computer simulator, the state vector $|\vec{\gamma}, \vec{\beta}\rangle$ is known and can be used to compute the matrix element Eq. (12) directly, i.e., it is not necessary to produce samples with the simulator. Obviously, for a complex minimization problem such as Eq. (12), it may be difficult to ascertain that the minimum found is the global minimum.

Once $\vec{\gamma}^*$ and $\vec{\beta}^*$ have been determined, repeated measurement in the computational basis of the state $|\vec{\gamma}^*, \vec{\beta}^*\rangle$ of the quantum computer yields a sample of z 's. In the ideal but exceptional case that $|\vec{\gamma}^*, \vec{\beta}^*\rangle$ is the ground state of H_C , the measured z is a representation of that ground state. In the other case, there is still a chance that the sample contains the ground state. Moreover, one is often not only interested in the ground state but also in solutions that are close. The QAOA produces such solutions because even if $|\vec{\gamma}^*, \vec{\beta}^*\rangle$ is not the ground state, it is likely that z 's for which $C(z) \leq E_p(\vec{\gamma}^*, \vec{\beta}^*)$ are generated.

The QAOA can also be viewed as a finite- p approximation of Eq. (8), where in addition the constraint that the coefficients of H_0 and H_C derive from the functions $A(j/p)$ and $B(j/p)$ is relaxed. Instead of $|\Psi(t_a)\rangle$, we now have

$$|\vec{\gamma}, \vec{\beta}\rangle = \left\{ \prod_{j=1}^p e^{-i\beta_j H_0} e^{-i\gamma_j H_C} \right\} |+\rangle^{\otimes N}, \quad (15)$$

where the γ_j 's and β_j 's are to be regarded as parameters that can be chosen freely. In Appendix A, we show that if $\vec{\gamma}$ and $\vec{\beta}$ are chosen according to the linear annealing schedule, we recover the finite- p description of the quantum annealing process. The underlying idea of the QAOA is that even for small p , Eq. (15) can be used as a trial wave function in the variational sense. For finite p , the QAOA only differs from other variational methods of estimating ground state properties [22–26] by the restriction to wave functions of the form of Eq. (15).

E. Performance Measures

We consider three measures for the quality of the solution, namely (M1) the probability for finding the ground state (called success probability in what follows) which should be as large as possible, (M2) the value of $E_p(\vec{\gamma}^*, \vec{\beta}^*)$ which should be as small as possible, and (M3) the ratio defined by

$$r = \frac{E_p(\vec{\gamma}^*, \vec{\beta}^*) - E_{\max}}{E_{\min} - E_{\max}}, \quad (16)$$

which should be as close to one as possible and indicates how close the expectation value $E_p(\vec{\gamma}^*, \vec{\beta}^*)$ is to the optimum. For the set of problems treated in this paper, the

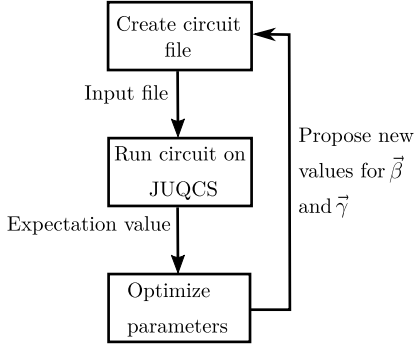


FIG. 1. Sketch of the workflow for executing the QAOA with $p > 1$.

eigenvalues of the problem Hamiltonian can take negative and positive values. We denote the smallest and largest eigenvalues by E_{\min} and E_{\max} , respectively. As a consequence, the ratio $E_p(\vec{\gamma}^*, \vec{\beta}^*)/E_{\min}$ can have negative and positive values. By subtracting the largest eigenvalue E_{\max} , we shift the spectrum to be nonpositive and the ratio r is thus nonnegative with $0 \leq r \leq 1$. In computer science, a ρ -approximation algorithm is a polynomial-time algorithm which returns for all possible instances of an optimization problem, a solution with cost value V such that

$$\frac{V}{V'} \geq \rho, \quad (17)$$

where V' is the cost of the optimal solution [27]. For randomized algorithms, the *expected cost* of the solution has to be at least ρ times the optimal solution [28]. The constant ρ is called *performance guarantee* or *approximation ratio*. The ratio r corresponds to the left-hand side of the definition of the approximation ratio ρ (Eq. (17)). Since we cannot investigate all possible problem instances, we use r only as a measure for the subset of instances that we have selected.

We do not consider the run time or the time-to-solution as performance measures since the timing results obtained from the simulator may not be representative for QAOA performed on a real device. Obtaining a single sample (for $p = 1$) on the IBM Q 16 Melbourne processor takes about $3 \mu\text{s}$. However, we used the IBM Q Experience for a grid search only. Usually, the waiting time in the queue is much longer than the run time and we did not perform QAOA with the optimization step on the real device. However, we also performed quantum annealing on the D-Wave 2000Q quantum annealer with an annealing time of $t_a = 3 \mu\text{s}$.

As measures (M1) and (M3) require knowledge of the ground state of H_C , they are only useful in a benchmark setting. In a real-life setting, only measure (M2) is of practical use. For the simplest case $p = 1$ and a triangle-free (connectivity) graph, the expectation value of the

Hamiltonian

$$H_C = \sum_i h_i \sigma_i^z + \sum_{(i,j) \in E} J_{ij} \sigma_i^z \sigma_j^z, \quad (18)$$

can be calculated analytically. The result is given by

$$\begin{aligned} E(\gamma, \beta) = & \sum_i h_i \sin(2\beta) \sin(2\gamma h_i) \prod_{j:(i,j) \in E} \cos(2\gamma J_{ij}) \\ & + \sum_{(i,j) \in E} J_{ij} \left(\sin^2(2\beta) \sin(2\gamma h_i) \sin(2\gamma h_j) \right. \\ & \times \prod_{k \neq j: (i,k) \in E} \cos(2\gamma J_{ik}) \prod_{l \neq i: (j,l) \in E} \cos(2\gamma J_{jl}) \\ & + \frac{1}{2} \sin(4\beta) \sin(2\gamma J_{ij}) \left(\cos(2\gamma h_i) \prod_{k \neq j: (i,k) \in E} \cos(2\gamma J_{ik}) \right. \\ & \left. \left. + \cos(2\gamma h_j) \prod_{l \neq i: (j,l) \in E} \cos(2\gamma J_{jl}) \right) \right), \quad (19) \end{aligned}$$

where the products are over those vertices that share an edge with the indicated vertex. For $h_i = 0$ and $J_{ij} = 1/2$, Eq. (19) is the same as Eq. (15) in Ref. [29], up to an irrelevant constant contribution. We use Eq. (19) as an independent check for our numerical results.

III. PRACTICAL ASPECTS

We adopt two different procedures for testing the QAOA. For $p = 1$, we evaluate $E_p(\gamma, \beta)$ for points (γ, β) on a regular 2D grid. We create the corresponding gate circuit using Qiskit [30] and execute it on the IBM simulator and the IBM Q Experience [31]. Instances which are executed on the IBM Q Experience natively fit, meaning that they directly map onto the architecture such that no additional SWAP-gates are needed.

For the QAOA with $p > 1$, we perform the procedure shown in Fig. 1. Given p and values of the parameters $\vec{\beta}$ and $\vec{\gamma}$, a computer program defines the gate circuit in the Jülich universal quantum computer simulator (JUQCS) [32] format. JUQCS executes the circuit and returns the expectation value of the Hamiltonian H_C in the state $|\vec{\gamma}, \vec{\beta}\rangle$ (or the success probability). This expectation value (or this success probability) in turn is passed to a Nelder-Mead minimizer [33, 34] which proposes new values for $\vec{\beta}$ and $\vec{\gamma}$. This procedure is repeated until $E_p(\vec{\gamma}, \vec{\beta})$ (or the success probability) reaches a stationary value. Obviously, this stationary value does not need to be the global minimum of $E_p(\vec{\gamma}, \vec{\beta})$ (or the success probability). In particular, if $E_p(\vec{\gamma}, \vec{\beta})$ (or the success probability as a function of $\vec{\gamma}$ and $\vec{\beta}$) has many local minima, the algorithm is likely to return a local minimum. This, however, is a problem with minimization in general and is not specific to the QAOA. In practice, we can only repeat the procedure with different initial values of $(\vec{\gamma}, \vec{\beta})$

and retain the solution that yields the smallest $E_p(\vec{\gamma}, \vec{\beta})$ (or the highest success probability). For the 18-variable problems, the execution time of a single cycle, as depicted in Fig. 1, is less than a second for small p and even for $p \approx 40 - 50$, the execution of a cycle takes about one second. The execution time of the complete optimization then depends on how many cycles are needed for convergence.

For the QAOA, many (hundreds of) evaluations N_{ev} of $E_p(\vec{\gamma}, \vec{\beta})$ are necessary for optimizing the parameters $\vec{\gamma}$ and $\vec{\beta}$. A point that should be noted is that we obtain the success probability for the QAOA from the state vector and that with little effort, we can calculate $E_p(\vec{\gamma}, \vec{\beta})$ in that state when using the simulator. In contrast, when using a real quantum device, in practice $E_p(\vec{\gamma}, \vec{\beta})$ is estimated from a (small) sample of N_S values of $\langle z|H_C|z \rangle$. Therefore, using the QAOA on a real device only makes sense if the product $N_S \cdot N_{ev}$ is much smaller than the dimension of the Hilbert space of 2^N . Otherwise the amount of work is comparable to exhaustive search over the 2^N basis states of the Hilbert space.

For the quantum annealing experiments on the D-Wave quantum annealer, we distribute several copies of the problem instance (that is the Ising Hamiltonian Eq. (18)) on the Chimera graph and repeat the annealing procedure to collect statistics about the success probability and the ratio r . Since we do not need a minor embedding for the problem instances considered, we can directly put 244 (116, 52) copies of the 8-variable (12-variable, 18-variable, respectively) instances simultaneously on the D-Wave 2000Q quantum annealer and we only need 250 (500, 1000, respectively) repetitions for proper statistics to infer the success probability. If we are not interested in estimating the success probability but only need the ground state to be contained in the sample, much less repetitions are necessary.

IV. RESULTS

A. QAOA with $p = 1$

Figures 2 and 3 show the success probability and the expectation value $E_1(\gamma, \beta)$, i.e., after applying the QAOA for $p = 1$, as a function of γ and β for a 2-SAT problem with 8 spins and for a 16-variable weighted MaxCut problem, respectively, as obtained by using the IBM Q simulator. The specifications of the problem instances are given in Appendix B. With the simulator, the largest success probability that has been obtained for the 8-variable 2-SAT problem is about 10% and about 2% for the 16-variable weighted MaxCut problem. We find that regions with high success probability correspond to small energy expectation values, as expected (see Figs. 2 and 3). However, the values of (γ, β) for which the success probability is the largest and $E_1(\gamma, \beta)$ is the smallest differ slightly.

As mentioned earlier, if the Hamiltonian Eq. (18)

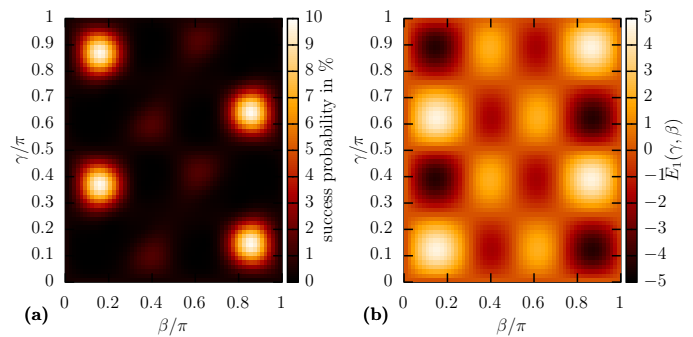


FIG. 2. (color online) Simulation results for the 8-variable 2-SAT problem instance (A) (see Table III in Appendix B) as a function of γ and β for $p = 1$. (a) Success probability (b) $E_1(\gamma, \beta)$.

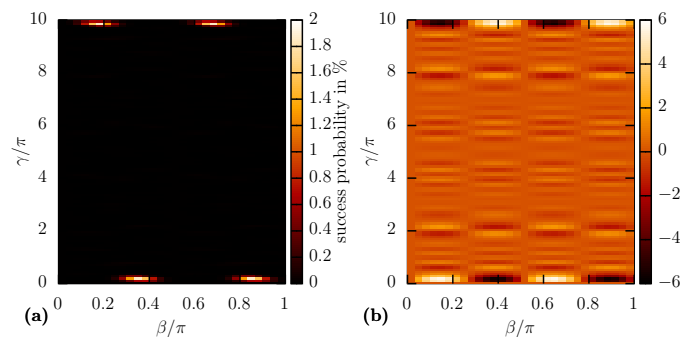


FIG. 3. (color online) Same as Fig. 2 except that instead of the 8-variable 2-SAT problem instance (A), we solve a 16-variable MaxCut problem given in Table II in Appendix B.

does not have integer eigenvalues, which is the case for the weighted MaxCut problem that we consider (see Eq. (3)), the periodicity of $E_1(\gamma, \beta)$ with respect to γ is lost. Therefore, the search space for γ increases severely. Moreover, the landscape of the expectation value $E_1(\gamma, \beta)$ exhibits many local minima. Fortunately, for the case at hand, it turns out that the largest success probability can still be found for $\gamma \in [0, 2\pi]$. Plots with a finer γ grid around the largest success probability and the smallest value of $E_1(\gamma, \beta)$ are shown in Figs. 4a and 4b, respectively. Clearly, using a simulator and for $p = 1$, it is not difficult to find the largest success probability or the smallest $E_1(\gamma, \beta)$, as long as the number of spins is within the range that the simulator can handle.

The results for the same 8-variable 2-SAT problem instance shown in Fig. 2, but obtained by using the quantum processor IBM Q 16 Melbourne [31], are shown in Fig. 5. To obtain an estimate of the success probability, for each pair of β and γ , we performed seven runs of 8192 samples each. Note that in this case, the total number of samples per grid point (57344) is much larger than the number of states $2^8 = 256$. Thus, we can infer the success probability with very good statistical accuracy. However, such an estimation is feasible for small system

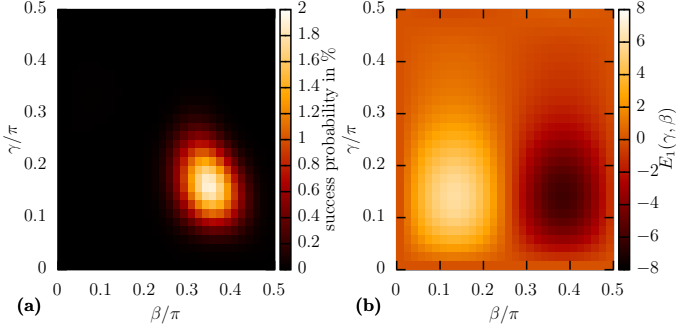


FIG. 4. (color online) The same as Fig. 3 except that the part containing the maximum success probability is shown on a finer grid.

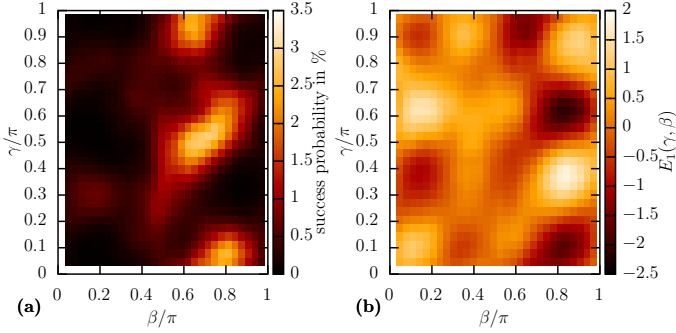


FIG. 5. (color online) Same as Fig. 2 except that instead of using the IBM Q simulator, the results have been obtained by using the quantum processor IBM Q 16 Melbourne of the IBM Q Experience.

sizes only. By comparing Figs. 2 and 5, we conclude that the IBM Q Experience results for the success probability do not bear much resemblance to those obtained by the simulator. However, the IBM Q Experience results for $E_1(\gamma, \beta)$ show some resemblance to those obtained by the simulator. It seems that at this stage of hardware development, real quantum computer devices have serious problems producing data that are in qualitative agreement with the $p = 1$ solution Eq. (19).

Figures 6 and 7 show the distributions of $\langle z | H_C | z \rangle$ where the states z are samples generated with probability $|\langle z | \gamma, \beta \rangle|^2$ for the values of γ and β that maximize the $p = 1$ success probability (black, “QAOA - G”) and minimize $E_1(\gamma, \beta)$ (blue, “QAOA - E”) for the 8-variable 2-SAT problem and the 16-variable weighted MaxCut problem, respectively. For comparison, we also show the corresponding distributions obtained by random sampling (green). Although for $p = 1$, the QAOA enhances the success probability compared to random sampling, for the 16-variable MaxCut problem, the probability of finding the ground state is less than 2%, as shown in Fig. 7.

From these results, we conclude that as the number of variables increases, the largest success probability that

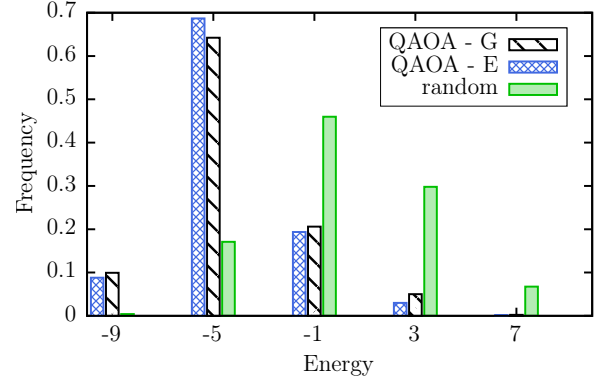


FIG. 6. (color online) Frequencies of sampled energies $\langle z | H_C | z \rangle$ for the 8-variable 2-SAT problem instance (A), obtained by simulation of the QAOA with $p = 1$. Black (striped): (γ, β) maximize the success probability; blue (squared): (γ, β) minimize $E_1(\gamma, \beta)$; green (solid): $\gamma = \beta = 0$ corresponding to random sampling.

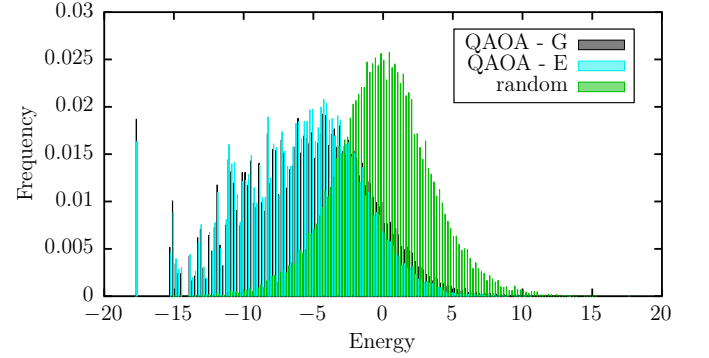


FIG. 7. (color online) Same as Fig. 6 except that instead of the 8-variable 2-SAT problem instance (A), we solve a 16-variable MaxCut problem.

can be achieved with the QAOA for $p = 1$ is rather small. Moreover, the $p = 1$ results obtained on a real gate-based quantum device are of very poor quality, suggesting that the prospects of performing $p > 1$ on such devices are, for the time being, rather dim. However, we can still use JUQCS to benchmark the performance of the QAOA for $p > 1$ on an ideal quantum computer by adopting the procedure sketched in Fig. 1. Simulations of the QAOA on noisy quantum devices are studied in Ref. [35].

B. QAOA for $p > 1$

Figure 8 shows results produced by combining JUQCS and the Nelder-Mead algorithm [33, 34] which demonstrate that for $p = 10$ and the 18-variable 2-SAT problem instance (A) (see Appendix B), there exist $\vec{\gamma}$ and $\vec{\beta}$ which produce a success probability of roughly 40%. The minimization of the success probability starts with values for $(\vec{\gamma}, \vec{\beta})$ which are chosen such that $\gamma_1 = \gamma'_1$ and $\beta_1 = \beta'_1$,

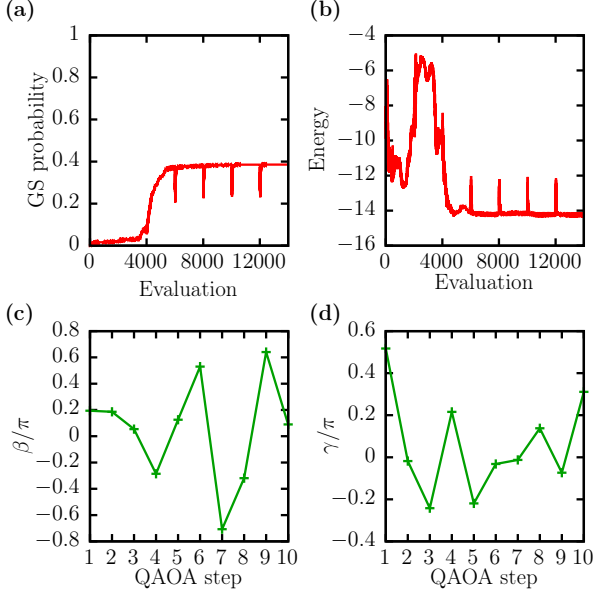


FIG. 8. (color online) Simulation results of the $p = 10$ QAOA applied to the 18-variable 2-SAT problem instance (A) (see Appendix B). Shown are (a) the success probability, (b) the energy $E_{10} = E_{10}(\vec{\gamma}, \vec{\beta})$ as a function of the iteration steps of the Nelder-Mead algorithm, during the minimization of the success probability, (c) the values β_i and (d) the values γ_i for $i = 1, \dots, 10$ as obtained after 14000 Nelder-Mead iterations. The initial values of $(\vec{\gamma}, \vec{\beta})$ are chosen such that $\beta_1 = \beta_1^*$ and $\gamma_1 = \gamma_1^*$, where β_1^* and γ_1^* are the optimal values extracted from the $p = 1$ QAOA minimization of the success probability, and all other β_i and γ_i are random. For this 2-SAT problem, the actual ground state energy is $E_C^{(0)} = -19$.

where γ_1' and β_1' denote the optimal values for the success probability extracted from the $p = 1$ QAOA simulation data, and all other γ_i and β_i are random. From Fig. 8(a), we conclude that the Nelder-Mead algorithm is effective in finding a minimum of the success probability (the spikes in the curves correspond to restarts of the search procedure). As can be seen in Fig. 8(b), the energy expectation $E_{p=10}$ also converges to a stationary value as the number of Nelder-Mead iterations increases. The values of β_i and γ_i at the end of the minimization process are shown in Fig. 8(c,d).

Note that the use of the success probability as the cost function to be minimized requires the knowledge of the ground state, i.e. of the solution of the optimization problem. Obviously, for any problem of practical value, this knowledge is not available but for the purpose of this paper, that is, for benchmarking purposes, we consider problems for which this knowledge is available.

When the function to be optimized has many local optima, the choice of the initial values can have a strong influence on the output of the optimization algorithm. We find that the initialization of the γ_i 's and β_i 's seems to be crucial for the success probability that can be obtained, suggesting that there are many local minima or

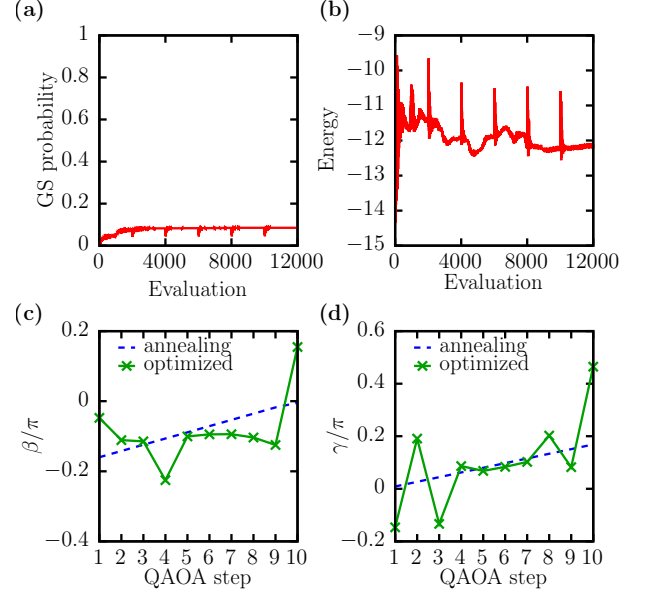


FIG. 9. (color online) Same as Fig. 8 except that the initial values are chosen according to a linear annealing scheme with step size $\tau = 0.558$ (dashed (blue) line). Values after optimization are marked by (green) crosses.

stationary points. This is illustrated in Fig. 9 where we show the results of minimizing the success probability starting from γ_i 's and β_i 's taken from a linear annealing scheme (see Appendix A), for the same problem as the one used to produce the data shown in Fig. 8. Looking at Fig. 8(a,b), we see that the final success probability is 38.6% and $E_{p=10} \approx -14.22$, whereas from Fig. 9(a,b), we deduce that the final success probability is only 8.5% and $E_{p=10} \approx -12.16$. For comparison, the actual ground state energy is $E_C^{(0)} = -19$. Comparing also Figs. 8(c,d) and Fig. 9(c,d) clearly shows the impact of the initial values of the γ_i 's and β_i 's on the results of the values after minimization.

For this particular 18-variable 2-SAT problem, minimizing the energy expectation $E_{p=10}$ instead of the success probability did not lead to a higher success probability. In fact, the success probability only reached 0.1% and $E_{p=10} \approx -14.97$ (data not shown). Although this energy expectation value and the initial value for the case shown in Fig. 9 ($E_{p=10} \approx -14.36$) are better than the final expectation value in the case presented in Fig. 8, the success probabilities are much worse. From these results, we conclude that the optimization of $\vec{\gamma}$ and $\vec{\beta}$ with respect to the energy expectation value may in general result in different (local) optima than would be obtained by an optimization with respect to the success probability. Possible reasons for this might be that the energy landscape has (many) more local minima than the landscape of the success probability has local maxima or that the positions of the (local) minima in the energy landscape are not aligned with (local) maxima of the landscape of

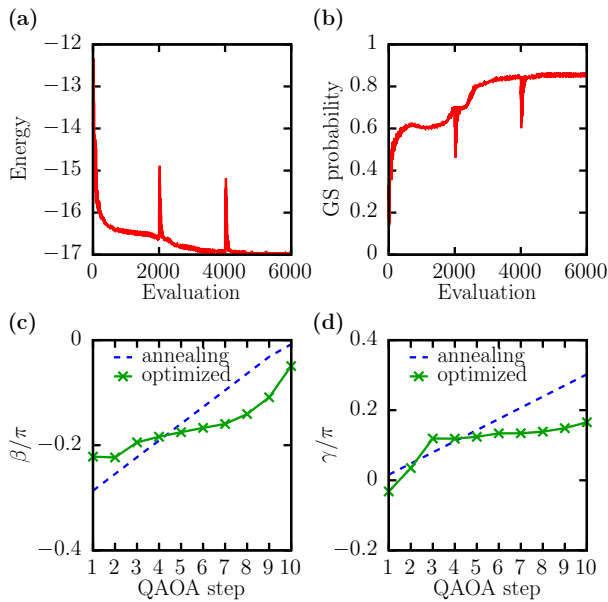


FIG. 10. (color online) Same as Fig. 8 except that (i) the results are for the 16-variable weighted MaxCut problem instance, (ii) the initial values are chosen according to a linear annealing scheme with step size $\tau = 1$ (dashed (blue) line), and (iii) the energy expectation value $E_{p=10}$ is taken as the cost function for the Nelder-Mead minimization procedure. The actual ground state energy is $E_C^{(0)} = -17.7$. Values after optimization are marked by (green) crosses.

the success probability.

Figure 10 shows results for a 16-variable weighted MaxCut problem for which minimizing $E_{p=10}$ improves the success probability. The initialization is done according to the linear annealing scheme (see Appendix A). This is a clear indication that for finite p , the QAOA can be viewed as a tool for producing optimized annealing schemes [36, 37]. For this problem, the success probability after 6000 Nelder-Mead iterations is quite large ($\approx 85.6\%$). At the end of the minimization procedure, the γ_i 's and β_i 's deviate from their initial values (see Fig. 10(c,d)) but, as a function of the QAOA step i , show the same trends, as in Fig. 9. This suggests that the QAOA may yield γ_i 's and β_i 's that deviate less and less from their values of the linear annealing scheme as p increases.

This observation is confirmed by the results shown in Fig. 11 for an 8-variable 2-SAT problem instance. We set $p = 50$ and use the linear annealing scheme to initialize the γ_i 's and β_i 's (see Appendix A) which yields a success probability of about 82.7%. Although we are using $E_{p=50}$ as the function to be minimized, Fig. 11(b) shows that the success probability at the end of the minimization process is close to one. Further optimization of the γ_i 's and β_i 's in the spirit of the QAOA shows that small deviations of γ_i 's and β_i 's from the linear annealing scheme increase the success probability to almost one. Not surprisingly, this indicates that if the initial γ_i 's and β_i 's

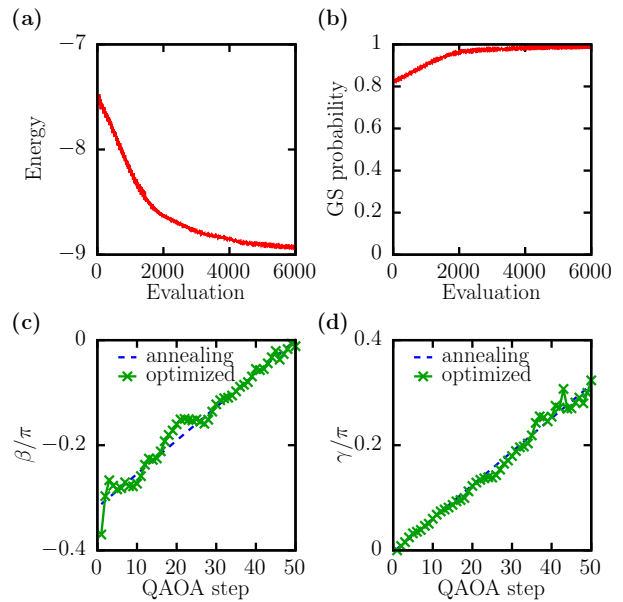


FIG. 11. (color online) Same as Fig. 8 except that (i) the results are for the 8-variable 2-SAT problem instance (A), (ii) the initial values are chosen according to a linear annealing scheme with step size $\tau = 1$ (dashed (blue) line), and (iii) the energy expectation value $E_{p=50}$ is taken as the cost function for the Nelder-Mead minimization procedure. The actual ground state energy is $E_C^{(0)} = -9$.

define a trial wave function which yields a good approximation to the ground state, the variational approach works well [26].

All in all, we conclude that the success of the QAOA strongly depends on the problem instance. While the investigated 8-variable 2-SAT problem and the 16-variable MaxCut problem work well, the success of the (also for quantum annealing hard) 2-SAT problem with 18 variables is rather limited.

C. Quantum annealing on a D-Wave machine

Since the QAOA results produced by a real quantum device are of rather poor quality, for comparing the QAOA to quantum annealing on the D-Wave quantum annealer, we eliminate all device errors of the former by using simulators to perform the necessary quantum gate operations.

Table I summarizes the simulation results of the QAOA for $p = 1$ and $p = 5$ in comparison with the data obtained from the D-Wave 2000Q for 2-SAT problems with 8, 12 and 18 variables. Both the success probability and the ratio r are shown. We present data for annealing times of $3\mu\text{s}$ (approximately the real time it takes the IBM Q Experience to return one sample for the $p = 1$ QAOA quantum gate circuit) and $30\mu\text{s}$. Postprocessing on the D-Wave 2000Q quantum annealer has been turned off. The results for the QAOA with $p = 2, 3, 4, 5$ steps are

TABLE I. Results produced by the D-Wave 2000Q (DW_2000Q_2.1 chip) in comparison with the QAOA for various 2-SAT problem instances. Performance measures are the success probability and the ratio r . For the QAOA, parameter optimization uses the energy expectation value E_p as the function to be minimized, as if the QAOA was executed on a real device. The γ_i 's and β_i 's ($i = 1, \dots, p-1$) are initialized with the optimal values obtained from the minimization for $p-1$ steps and $\gamma_p = \beta_p = 0$.

Variables (problem label)	Success probability (%)				Ratio r			
	D-Wave		QAOA		D-Wave		QAOA	
	3 μ s	30 μ s	$p=1$	$p=5$	3 μ s	30 μ s	$p=1$	$p=5$
8 (A)	99.75	99.92	8.84	42.39	1.00	1.00	0.71	0.84
8 (B)	99.76	99.92	8.84	42.39	1.00	1.00	0.71	0.84
8 (C)	99.76	99.92	8.84	42.39	1.00	1.00	0.71	0.84
8 (D)	99.88	99.95	7.50	46.73	1.00	1.00	0.70	0.85
12 (A)	27.90	61.11	1.87	4.08	0.91	0.95	0.81	0.87
12 (B)	75.86	92.48	2.15	7.10	0.97	0.99	0.76	0.86
12 (C)	88.12	95.79	2.18	10.30	0.98	0.99	0.77	0.87
12 (D)	52.68	77.69	2.00	5.44	0.93	0.97	0.77	0.86
18 (A)	1.22	4.82	0.22	0.87	0.91	0.91	0.79	0.87
18 (B)	10.85	36.12	0.33	1.82	0.91	0.94	0.77	0.88
18 (C)	0.88	3.37	0.25	0.22	0.91	0.91	0.80	0.90
18 (D)	89.38	97.01	0.34	9.03	0.99	1.00	0.76	0.89
18 (E)	51.20	78.32	0.34	4.15	0.95	0.98	0.76	0.88
18 (F)	4.84	16.03	0.31	0.83	0.90	0.92	0.78	0.89

obtained by initializing the γ_i 's and β_i 's ($i = 1, \dots, p-1$) with the optimal values obtained from the minimization for $p-1$ steps and setting $\gamma_p = \beta_p = 0$.

From Table I, we conclude that using the D-Wave, the probability of sampling the ground state (i.e., the unique solution of the 2-SAT problem) is much larger than the one obtained from running the QAOA on a simulator. Accordingly, the ratio r is also higher. However, the ratios r obtained from the D-Wave data show stronger variation with the particular problem instance (for 12 and 18 spins) than the ratios obtained from the QAOA which seem to systematically increase with the problem size for $p = 5$. The increase in the ratio r from the QAOA for $p = 1$ to the QAOA for $p = 5$ is much larger than the increase in the ratio r for the D-Wave 2000Q when using a ten times longer annealing time. On the other hand, the ratio r obtained from the D-Wave data is, in most cases, significantly larger than the one obtained from the QAOA. The D-Wave results and the QAOA results for $p = 5$ exhibit similar trends: For many of the 12- and 18-spin problem instances, the success probabilities of the QAOA are roughly one-tenth of the probabilities obtained from the D-Wave machine for annealing times of 3 μ s, indicating that problem instances which are hard for the D-Wave machine are also hard for the QAOA with a small number of steps.

V. CONCLUSION

We have studied the performance of the quantum approximate optimization algorithm by applying it to a set of instances of 2-SAT problems with up to 18 variables and a unique solution, and weighted MaxCut problems with 16 variables.

For benchmarking purposes, we only consider problems for which the solution, i.e. the true ground state of the problem Hamiltonian is known. In this case, the success probability, i.e. the probability to sample the true ground state, can be used as the function to be minimized. This is the ideal setting for scrutinizing the performance of the QAOA. In a practically relevant setting, the true ground state is not known and one has to resort to minimizing the expectation value of the problem Hamiltonian. Furthermore, on a real device, this expectation value needs to be estimated from a (small) sample. Using a simulator, one can dispense of the sampling aspect. Our simulation data show that the success of the QAOA based on minimizing the expectation value of the problem Hamiltonian strongly depends on the problem instance.

For a small number of QAOA steps $p = 1, \dots, 50$, the QAOA may be viewed as a method to determine the $2p$ parameters in a particular variational ansatz for the wave function. For our whole problem collection, we find that the effect of optimizing the $p = 1$ wave function on the success probability is rather modest, even when we run the QAOA on the simulator. In the case of a nontrivial 8-variable 2-SAT problem, for which the $p = 1$ QAOA on a simulator yields good results, the IBM Q Experience produced rather poor results.

There exist 2-SAT problems for which the $p = 5$ QAOA performs satisfactorily (meaning that the success probability is much larger than 1%), also if we perform the simulation in the practically relevant setting, that is we minimize the expectation of the problem Hamiltonian, not the success probability. We also observed that (local) maxima of the success probability and (local) minima of the energy expectation value seem not always to be sufficiently aligned.

Quantum annealing can be viewed as a particular realization of the QAOA with $p \rightarrow \infty$. This suggests that we may use, for instance, a linear annealing scheme to initialize the $2p$ parameters. For small values of p , after minimizing these parameters, depending on the problem instance, they may or may not resemble the annealing scheme. For the case with $p = 50$ studied in this paper, they are close to their values of the linear annealing scheme, yielding a success probability that is close to one. Summarizing, the performance of the QAOA varies considerably with the problem instance, the number of parameters $2p$, and their initialization. This variation also makes it difficult to develop a general strategy for optimizing the $2p$ parameters.

For the set of problem instances considered, taking the success probability as a measure, the QAOA cannot compete with quantum annealing when no minor embedding

is necessary (as in the case of the instances studied). We also find a correlation between instances that are hard for quantum annealing and instances that are hard for the QAOA. The ratio r , which also requires knowledge of the true ground state, is a less sensitive measure for the algorithm performance. Therefore, it shows less variation from one problem instance to another. But the ratios r obtained from the QAOA (using a simulator) are, with a few exceptions, still significantly smaller than those obtained by quantum annealing on a real device.

ACKNOWLEDGMENTS

Access and compute time on the D-Wave machine located at the headquarters of D-Wave Systems in Burnaby (Canada) were provided by D-Wave Systems. We acknowledge use of the IBM Q Experience. This work does not reflect the views or opinions of IBM or any of its employees. D.W. is supported by the Initiative and Networking Fund of the Helmholtz Association through the Strategic Future Field of Research project “Scalable solid state quantum computing (ZT-0013)”. K.M. acknowledges support from the project OpenSuperQ (820363) of the EU Flagship Quantum Technologies.

Appendix A: Relation between QAOA and quantum annealing

In this appendix, we give a mapping between a Hamiltonian describing a quantum annealing scheme and the QAOA for a given number of steps. The annealing Hamiltonian reads

$$H(s) = A(s)(-H_0) + B(s)H_C, \quad s = t/t_a \in [0, 1], \quad (\text{A1})$$

where (we have to add an additional minus sign to H_0 such that the state $|+\rangle^{\otimes N}$ we start from is the ground state of $H(s)$ and the convention still conforms with the formulation of the QAOA)

$$H_0 = \sum_i \sigma_i^x, \quad (\text{A2})$$

$$H_C = \sum_i h_i \sigma_i^z + \sum_{ij} J_{ij} \sigma_i^z \sigma_j^z. \quad (\text{A3})$$

We discretize the time-evolution operator of the annealing process into N time steps of size $\tau = t_a/N$. Approximating each time step to second order in τ yields [17, 38]

$$\begin{aligned} U &= e^{+i\tau A(s_N)H_0/2} e^{-i\tau B(s_N)H_C} \\ &\times e^{+i\tau(A(s_N)+A(s_{N-1}))H_0/2} \dots \\ &\times e^{-i\tau B(s_2)H_C} e^{+i\tau(A(s_2)+A(s_1))H_0/2} \\ &\times e^{-i\tau B(s_1)H_C} e^{+i\tau A(s_1)H_0/2}, \end{aligned} \quad (\text{A4})$$

where $s_n = (n - 1/2)/N$, and $n = 1, \dots, N$.

To map Eq. (A4) to the QAOA evolution

$$V = e^{-i\beta_p H_0} e^{-i\gamma_p H_C} \dots e^{-i\beta_1 H_0} e^{-i\gamma_1 H_C}, \quad (\text{A5})$$

we can neglect $e^{+i\tau A(s_1)H_0/2}$ because its action on $|+\rangle^{\otimes N}$ yields only a global phase factor and we can choose

$$\gamma_n = \tau B(s_n), \quad n = 1, \dots, N \quad (\text{A6})$$

$$\beta_n = -\tau (A(s_{n+1}) + A(s_n)) / 2, \quad n = 1, \dots, N - 1 \quad (\text{A7})$$

$$\beta_N = -\tau A(s_N) / 2. \quad (\text{A8})$$

So N time steps for the second-order-accurate annealing scheme correspond to $p = N$ steps for the QAOA.

As an example, we take

$$A(s) = 1 - s, \quad B(s) = s. \quad (\text{A9})$$

Using Eqs. (A6) – (A8), we obtain

$$\gamma_n = \frac{\tau(n - 1/2)}{N} \quad (\text{A10})$$

$$\beta_n = -\tau \left(1 - \frac{n}{N}\right) \quad (\text{A11})$$

$$\beta_N = -\frac{\tau}{4N}. \quad (\text{A12})$$

Appendix B: Problem instances

TABLE II. The 16-variable weighted MaxCut problem instance.

i	j	J_{ij}	i	j	J_{ij}	i	j	J_{ij}
0	4	0.4	3	4	0.3	9	12	0.3
0	5	0.8	3	5	0.7	9	13	0.5
0	6	0.2	3	6	0.6	9	14	0.1
1	4	0.7	3	7	0.4	9	15	0.7
1	5	0.5	4	12	0.1	10	12	0.5
1	6	0.6	6	14	0.2	10	13	0.7
1	7	0.8	7	15	1.0	10	14	0.3
2	4	0.4	8	12	0.1	10	15	0.6
2	5	1.0	8	13	0.9	11	12	0.2
2	6	0.3	8	14	1.0	11	13	0.8
2	7	0.7	8	15	0.8	11	14	0.5

The problem instance of the 16-variable weighted MaxCut problem is listed in Table II.

Our 2-SAT problems have been selected such that they possess a unique ground state and a highly degenerate first-excited state, making them (very) hard to solve by simulated annealing. In this paper, we have taken instances from this collection that (1) present different degrees of difficulty for quantum annealing and (2) can be mapped directly onto the architecture of the IBM Q Melbourne chip and the Chimera graph architecture of the

D-Wave 2000Q quantum annealer. We require (2) because otherwise, we would need to perform additional swap gates on the IBM Q Experience and use a minor embedding on the D-Wave 2000Q quantum annealer. This would make a direct comparison complicated and require including the particular graph structure in the bench-

mark, rendering it device-dependent and thus losing generality. The simulator, on the other hand, does not impose any constraints on the connectivity. Tables III – V contain the instances of the 8-, 12- and 18-variable 2-SAT problems, respectively. Entries for which both J_{ij} and h_i are zero have been omitted.

-
- [1] E. Farhi, J. Goldstone, and S. Gutmann, “A quantum approximate optimization algorithm,” (2014), arXiv:1411.4028.
 - [2] M. Born and V. Fock, *Zs. f. Phys.* **51**, 165 (1928).
 - [3] M. Streif and M. Leib, “Comparison of QAOA with Quantum and Simulated Annealing,” (2019), arXiv:1901.01903.
 - [4] P. W. Shor, *SIAM J. Comput.* **26**, 1484 (1997).
 - [5] J. Preskill, *Quantum* **2**, 79 (2018).
 - [6] J. S. Otterbach, R. Manenti, N. Alidoust, A. Bestwick, M. Block, B. Bloom, S. Caldwell, N. Didier, E. S. Fried, S. Hong, P. Karalekas, C. B. Osborn, A. Papageorge, E. C. Peterson, G. Prawiroatmodjo, N. Rubin, C. A. Ryan, D. Scarabelli, M. Scheer, E. A. Sete, P. Sivarajah, R. S. Smith, A. Staley, N. Tezak, W. J. Zeng, A. Hudson, B. R. Johnson, M. Reagor, M. P. da Silva, and C. Rigetti, “Unsupervised machine learning on a hybrid quantum computer,” (2017), arXiv:1712.05771.
 - [7] X. Qiang, X. Zhou, J. Wang, C. M. Wilkes, T. Loke, S. O’Gara, L. Kling, G. D. Marshall, R. Santagati, T. C. Ralph, J. B. Wang, J. L. O’Brien, M. G. Thompson, and J. C. F. Matthews, *Nat. Photonics* **12**, 534 (2018).
 - [8] E. Farhi and A. W. Harrow, “Quantum supremacy through the quantum approximate optimization algorithm,” (2016), arXiv:1602.07674.
 - [9] G. R. Garey and D. Johnson, *Computers and Intractability* (W.H. Freeman, 2000).
 - [10] P. I. Bunyk, E. M. Hoskinson, M. W. Johnson, E. Tolkacheva, F. Altomare, A. J. Berkley, R. Harris, J. P. Hilton, T. Lanting, A. J. Przybysz, and J. Whittaker, *IEEE Trans. Appl. Supercond.* **24**, 1 (2014).
 - [11] Z. Bian, F. Chudak, R. Israel, B. Lackey, W. G. Mcready, and A. Roy, *Front. Phys.* **2**, 56 (2014).
 - [12] T. Boothby, A. D. King, and A. Roy, *Quantum Inf. Process.* **15**, 495 (2016).
 - [13] A. Finnila, M. Gomez, C. Sebenik, C. Stenson, and J. Doll, *Chem. Phys. Lett.* **219**, 343 (1994).
 - [14] T. Kadowaki and H. Nishimori, *Phys. Rev. E* **58**, 5355 (1998).
 - [15] E. Farhi, J. Goldstone, S. Gutmann, and M. Sipser, “Quantum computation by adiabatic evolution,” (2000), arXiv:quant-ph/0001106.
 - [16] A. M. Childs, E. Farhi, and J. Preskill, *Phys. Rev. A* **65**, 012322 (2001).
 - [17] M. Suzuki, *J. Math. Phys.* **26**, 601 (1985).
 - [18] H. F. Trotter, *Proc. Amer. Math. Soc.* **10**, 545 (1959).
 - [19] T. Albash and D. Lidar, *Rev. Mod. Phys.* **90**, 015002 (2018).
 - [20] N. Chancellor, S. Zohren, and P. A. Warburton, *npj Quantum Inf.* **3**, 21 (2017).
 - [21] S. Hadfield, Z. Wang, B. O’Gorman, E. G. Rieffel, D. Venturelli, and R. Biswas, *Algorithms* **12**, 34 (2019).
 - [22] A. Peruzzo, J. McClean, P. Shadbolt, M. Yung, X. Zhou, P. J. Love, A. Aspuru-Guzik, and J. L. O’Brien, *Nat. Commun.* **5**, 4213 (2014).
 - [23] P. J. J. O’Malley, R. Babbush, I. D. Kivlichan, J. Romero, J. R. McClean, R. Barends, J. Kelly, P. Roushan, A. Tranter, N. Ding, B. Campbell, Y. Chen, Z. Chen, B. Chiaro, A. Dunsworth, A. G. Fowler, E. Jeffrey, E. Lucero, A. Megrant, J. Y. Mutus, M. Neeley, C. Neill, C. Quintana, D. Sank, A. Vainsencher, J. Wenner, T. C. White, P. V. Coveney, P. J. Love, H. Neven, A. Aspuru-Guzik, and J. M. Martinis, *Phys. Rev. X* **6**, 031007 (2016).
 - [24] A. Kandala, A. Mezzacapo, K. Temme, M. Takita, M. Brink, J. M. Chow, and J. M. Gambetta, *Nature* **549**, 242 (2017).
 - [25] Z. Yang, A. Rahmani, A. Shabani, H. Neven, and C. Chamon, *Phys. Rev. X* **7**, 021027 (2017).
 - [26] T. Hsu, F. Jin, C. Seidel, F. Neukart, H. De Raedt, and K. Michielsen, “Quantum annealing with anneal path control: application to 2-SAT problems with known energy landscapes,” (2018), arXiv:1810.00194.
 - [27] D. P. Williamson and D. B. Shmoys, *The Design of Approximation Algorithms* (Cambridge University Press, 2011).
 - [28] M. X. Goemans and D. P. Williamson, *J. ACM* **42**, 1115 (1995).
 - [29] Z. Wang, S. Hadfield, Z. Jiang, and E. G. Rieffel, *Phys. Rev. A* **97**, 022304 (2018).
 - [30] G. Aleksandrowicz, T. Alexander, P. Barkoutsos, L. Bello, Y. Ben-Haim, D. Bucher, F. J. Cabrera-Hernández, J. Carballo-Franquis, A. Chen, C.-F. Chen, J. M. Chow, A. D. Córcoles-Gonzales, A. J. Cross, A. Cross, J. Cruz-Benito, C. Culver, S. D. L. P. González, E. D. L. Torre, D. Ding, E. Dumitrescu, I. Duran, P. Eendebak, M. Everitt, I. F. Sertage, A. Frisch, A. Fuhrer, J. Gambetta, B. G. Gago, J. Gomez-Mosquera, D. Greenberg, I. Hamamura, V. Havlicek, J. Hellmers, L. Herok, H. Horii, S. Hu, T. Imamichi, T. Itoko, A. Javadi-Abhari, N. Kanazawa, A. Karazeev, K. Krsulich, P. Liu, Y. Luh, Y. Maeng, M. Marques, F. J. Martín-Fernández, D. T. McClure, D. McKay, S. Meesala, A. Mezzacapo, N. Moll, D. M. Rodríguez, G. Nannicini, P. Nation, P. Ollitrault, L. J. O’Riordan, H. Paik, J. Pérez, A. Phan, M. Pistoia, V. Prutyantov, M. Reuter, J. Rice, A. R. Davila, R. H. P. Rudy, M. Ryu, N. Sathaye, C. Schnabel, E. Schoute, K. Setia, Y. Shi, A. Silva, Y. Siraichi, S. Sivarajah, J. A. Smolin, M. Soeken, H. Takahashi, I. Tavernelli, C. Taylor, P. Taylour, K. Trabing, M. Treinish, W. Turner, D. Vogt-Lee, C. Vuillot, J. A. Wildstrom, J. Wilson, E. Winston, C. Wood, S. Wood, S. Wörner, I. Y. Akhalwaya, and C. Zoufal, “Qiskit: An open-source framework for quantum computing,” (2019).
 - [31] IBM, “IBM Q Experience,” <https://www.research.ibm.com/ibm-q/> (2016).

TABLE III. 8-variable 2-SAT problem instances with 9 clauses.

(A)				(B)				(C)				(D)			
i	j	J_{ij}	h_i	i	j	J_{ij}	h_i	i	j	J_{ij}	h_i	i	j	J_{ij}	h_i
0	6	1	0	0	7	-1	-1	0	3	-1	-1	0	2	-1	0
1	3	-1	0	1	3	-1	1	0	7	-1	-1	0	7	1	0
2	0	-1	1	2	5	1	0	1	2	1	0	1	6	1	0
3	4	1	0	2	6	-1	0	2	3	1	0	1	7	-1	0
5	6	-1	-1	4	6	-1	-1	4	0	1	-1	2	3	1	0
6	4	-1	1	5	7	1	0	5	1	1	-1	3	4	1	-1
7	1	-1	1	6	3	1	1	6	7	-1	1	3	6	-1	-1
												4	5	1	0
												6	5	1	1

TABLE IV. 12-variable 2-SAT problem instances with 13 clauses.

(A)				(B)				(C)				(D)			
i	j	J_{ij}	h_i	i	j	J_{ij}	h_i	i	j	J_{ij}	h_i	i	j	J_{ij}	h_i
0	9	1	-1	0	7	1	-1	0	6	1	0	0	10	-1	1
1	9	-1	1	0	8	1	-1	1	5	1	-1	1	9	-1	0
2	6	1	1	1	10	1	-1	2	0	-1	-1	2	10	-1	1
3	11	1	1	2	4	-1	-2	3	10	-1	0	3	6	-1	-1
5	11	1	1	2	8	1	-2	4	11	-1	-1	4	3	-1	1
6	10	-1	1	3	0	1	-1	5	3	-1	-1	5	10	-1	1
7	6	-1	-1	5	4	1	-1	6	7	1	-1	6	9	-1	0
8	10	-1	-1	6	2	-1	1	7	10	1	0	7	1	1	-1
9	4	1	-2	7	11	1	0	8	5	-1	1	8	3	-1	-1
10	4	-1	1	9	2	-1	1	9	11	1	1	10	8	-1	-2
11	9	1	1	10	11	-1	0	11	6	1	1	11	8	1	-1

TABLE V. 18-variable 2-SAT problem instances with 19 clauses.

(A)				(B)				(C)				(D)				(E)				(F)			
i	j	J_{ij}	h_i	i	j	J_{ij}	h_i	i	j	J_{ij}	h_i	i	j	J_{ij}	h_i	i	j	J_{ij}	h_i	i	j	J_{ij}	h_i
0	5	-1	-2	0	1	1	-1	1	0	-1	-1	0	9	1	0	0	5	1	0	0	3	-1	-1
0	7	1	-2	0	3	1	-1	2	4	-1	0	0	14	1	0	0	9	-1	0	0	4	1	-1
0	10	-1	-2	0	11	-1	-1	3	4	-1	1	1	4	-1	-1	1	6	1	0	1	6	1	0
1	13	1	-2	1	13	1	2	4	0	-1	-2	2	10	-1	0	1	14	1	0	2	13	-1	-1
1	15	1	-2	1	15	1	2	5	4	-1	-1	2	13	-1	0	2	10	1	-1	3	1	-1	-1
2	5	-1	1	1	17	-1	2	6	1	-1	1	3	17	1	1	3	5	-1	0	4	9	1	1
3	12	-1	1	2	10	1	0	7	2	-1	1	4	6	-1	1	3	15	1	0	5	4	-1	-1
4	7	1	1	3	12	1	0	8	1	1	-1	4	7	-1	1	4	17	1	0	6	14	-1	0
6	11	1	1	4	13	1	-1	9	10	1	1	5	10	1	0	4	8	-1	0	7	0	-1	1
7	9	1	1	5	8	-1	0	10	12	1	1	5	11	1	0	6	15	-1	0	8	3	1	-1
8	0	-1	1	5	12	1	0	11	16	-1	-1	6	15	1	0	7	9	-1	-1	9	10	-1	-1
9	12	-1	0	6	17	1	1	12	15	-1	0	7	9	1	0	8	13	-1	0	9	15	1	-1
10	11	1	0	7	11	1	0	13	10	-1	-1	8	15	1	0	10	17	-1	0	11	10	1	-1
11	15	-1	1	8	10	1	0	14	15	1	-1	8	17	1	0	11	7	1	-1	13	14	-1	0
14	13	-1	-1	9	15	-1	1	15	16	1	-1	11	14	-1	0	12	14	-1	1	15	12	1	1
16	1	-1	1	14	7	-1	-1	16	5	1	1	12	16	-1	1	16	13	-1	-1	16	12	-1	1
17	1	1	-1	16	2	1	1	17	5	-1	1	13	16	-1	0	17	7	-1	-1	17	15	-1	-1

- [32] H. De Raedt, F. Jin, D. Willsch, M. Willsch, N. Yoshioka, N. Ito, S. Yuan, and K. Michielsen, *Comput. Phys. Commun.* **237**, 47 (2019).
- [33] J. A. Nelder and R. Mead, *Comput. J.* **7**, 308 (1965).
- [34] W. H. Press, S. A. Teukolsky, W. T. Vetterling, and B. P. Flannery, *Numerical Recipes 3rd Edition: The Art of Scientific Computing* (Cambridge University Press, New York, USA, 2007).
- [35] G. G. Guerreschi and A. Y. Matsuura, *Sci. Rep.* **9**, 6903 (2019).
- [36] G. E. Crooks, “Performance of the quantum approximate optimization algorithm on the maximum cut problem,” (2018), arXiv:1811.08419v1.
- [37] L. Zhou, S.-T. Wang, S. Choi, H. Pichler, and M. D. Lukin, “Quantum approximate optimization algorithm: Performance, mechanism, and implementation on near-term devices,” (2018), arXiv:1812.01041v1.
- [38] H. De Raedt and B. De Raedt, *Phys. Rev. A* **28**, 3575 (1983).