

Spectroscopy of classical environmental noise with a qubit subjected to projective measurements

Fattah Sakuldee^{1,*} and Łukasz Cywiński^{1,†}

¹*Institute of Physics, Polish Academy of Sciences,
al. Lotników 32/46, PL 02-668 Warsaw, Poland*

(Dated: July 17, 2019)

We show theoretically how a correlation of multiple measurements on a qubit undergoing pure dephasing can be expressed as environmental noise filtering. Measurement of such correlations can be used for environmental noise spectroscopy, and the family of noise filters achievable in such a setting is broader than the one achievable with a standard approach, in which dynamical decoupling sequences are used. We illustrate the advantages of this approach by considering a case of noise spectrum with sharp features at very low frequencies. We also show how appropriately chosen correlations of a few measurements can detect the non-Gaussian character of certain environmental noises, particularly the noise affecting the qubit at the so-called optimal working point.

I. INTRODUCTION

When a qubit experiences pure dephasing due to coupling to classical Gaussian noise, measurement of its coherence decay under application of an appropriately chosen dynamical decoupling (DD) sequence of unitary operations can be used to reconstruct the power spectral density of the environmental noise [1, 2]. It is also possible to extend this approach to reconstruction of polyspectra of non-Gaussian noise [3, 4]. While this DD-based noise spectroscopy method has found widespread experimental application to multiple kinds of qubits [1, 2, 5–14], using sequences of many single-qubit operations is not without drawbacks: finite duration and imperfect fidelity of these operations, and also the fact that the qubit is continuously exposed to the noise during the application of the sequence, all limit the range of frequencies that are accessible with this method. Development of qubit-based environmental noise spectroscopy methods avoiding the use of π pulses is thus, apart from being simply theoretically interesting [15, 16], also of practical importance [17–21].

Using correlations between results of two time-delayed projective measurements on a qubit, in order to obtain information on the environmental noise correlation function/spectral density was discussed a few years ago [17, 22]. In this paper, we construct a general framework for description of correlations of multiple projective measurements on a qubit subjected to pure dephasing due to external classical noise (of Gaussian or non-Gaussian character). The main result is casting the expressions for correlators of multiple measurements into the form that clearly shows how their expectation values are connected with noise filtering. In this way we establish a direct analogy of measurement-only protocols with all the research done so far on noise spectroscopy by dynamical decoupling. We also give examples of noise spectra for

which the use of measurement-based protocol can lead to larger accuracy and sensitivity of reconstruction of their certain features, compared to the DD-based protocol. Finally, we show how a correlation of three measurements on a qubit can be used to witness the non-Gaussian character of the environmental noise.

The paper is organized in the following way. In Section II we give a general theory for correlation of projective measurements on a qubit that undergoes pure dephasing due to external classical noise. In particular, we show how the expectation values of appropriate linear combinations of correlation functions can be expressed as averages over relative phases of the qubit states that are given by integrals over noise multiplied by a piecewise-constant modulation functions, taking on values of ± 1 and 0. For such a qubit subjected to dynamical decoupling with short π pulses, an analogous picture holds, only with filter functions taking on only ± 1 values. Then, in Section III we focus on the case of Gaussian noise, for which we can write closed formulas for correlation functions in terms on overlaps between the power spectrum of the noise and frequency-domain filter functions. We discuss there how our theory generalizes the results of [17] to the case of multiple measurements. Most importantly, we analyze the advantages that the measurement-based noise spectroscopy has over the DD-based one for a particular case of spectrum: one that has very sharp spectral features at low frequency, superimposed over a broadband background of lower power. In Section IID we discuss the relation between the measurement-correlation protocols discussed previously and other protocols: in Sec. IID 1 we explain the connection between our results and those of the experiment from [18], in which a multiple-measurement scheme similar to the one discussed here was used, and in Sec. IID 2 we compare our results to the ones obtained using a protocol proposed in [23], where an echo-like sequence involving both π and $\pi/2$ pulses was employed. Finally, in Sec. IV we discuss how correlations of appropriately chosen measurements can be used to witness the non-Gaussian character of a subclass of non-Gaussian environmental noises.

* sakuldee@ifpan.edu.pl

† lcyw@ifpan.edu.pl

II. GENERAL THEORY

We focus on a single qubit that experiences pure dephasing due to coupling to an environment that is a source of classical noise $\xi(t)$. The Hamiltonian of the system is given by

$$\hat{H}(t) = \frac{1}{2} [\Omega + \xi(t)] \hat{\sigma}_z, \quad (1)$$

where Ω is the energy splitting of the qubit. We furthermore assume now that the noise has zero mean, $\langle \xi(t) \rangle = 0$ (or that this mean is included in the observable qubit splitting Ω), and that it is stationary. Importantly, initially we *do not* assume that the noise is Gaussian.

In the following we will consider projective measurements of the qubit performed along both x and y axes. In presence of finite Ω they should be understood as being performed in the laboratory frame, i.e. along fixed axes. This is a natural setup for certain qubit, e.g. a singlet-triplet spin qubit based on a double quantum dot [10, 14, 24, 25]. A more commonly encountered case of a qubit controlled and measured in the rotating frame, when unitary operations are performed by ac pulses of transverse fields resonant with qubit's energy splitting Ω , corresponds to putting $\Omega = 0$ below and considering the measurements at various times to be done along x and y axes in the rotating frame.

A. Correlations of multiple measurements as noise filters

Following Ref. [17] we consider now a protocol in which the qubit is initialized in $|j+x\rangle$ state, where $|j\rangle$ and $|x\rangle = \frac{1}{\sqrt{2}}(|j\rangle + |x\rangle)$, and $|j\rangle$ and $|x\rangle$ are eigenstates of $\hat{\sigma}_z$. After initialization at time $t=0$, the qubit precesses under influence of noise for time τ_1 , and then it is subjected to projective measurement in eigenbasis of either $\hat{\sigma}_x$ or $\hat{\sigma}_y$ operator at time $t_1 = \tau_1$. Subsequently, at time $t_1 + \delta t_1$, where δt_1 is the waiting time after the first measurement, the qubit is re-initialized in $|j+x\rangle$ state and it evolves for time τ_2 , after which it is measured again. We now generalize the two-measurement setup from Ref. [17] to the case of n measurements. We consider a sequence in which k -th initialization occurs at time $t_k - \tau_k$ (with $t_1 = \tau_1$), k -th evolution of qubit interacting with the noise lasts for τ_k , k -th measurement occurs at time t_k , and the delay between the k -th measurement and $k+1$ initialization is δt_k , see Fig. 1a.

For a given realization of $\xi(t)$, the state subjected to the k -th measurement is

$$|j+x\rangle e^{-i\alpha_k \hat{\sigma}_z / 2} |j+x\rangle, \quad (2)$$

with $\alpha_k = \Omega \tau_k + \Phi_k$, where Φ_k is the angle of rotation due to the noise,

$$\Phi_k = \int_{t_k - \tau_k}^{t_k} \xi(t) dt. \quad (3)$$

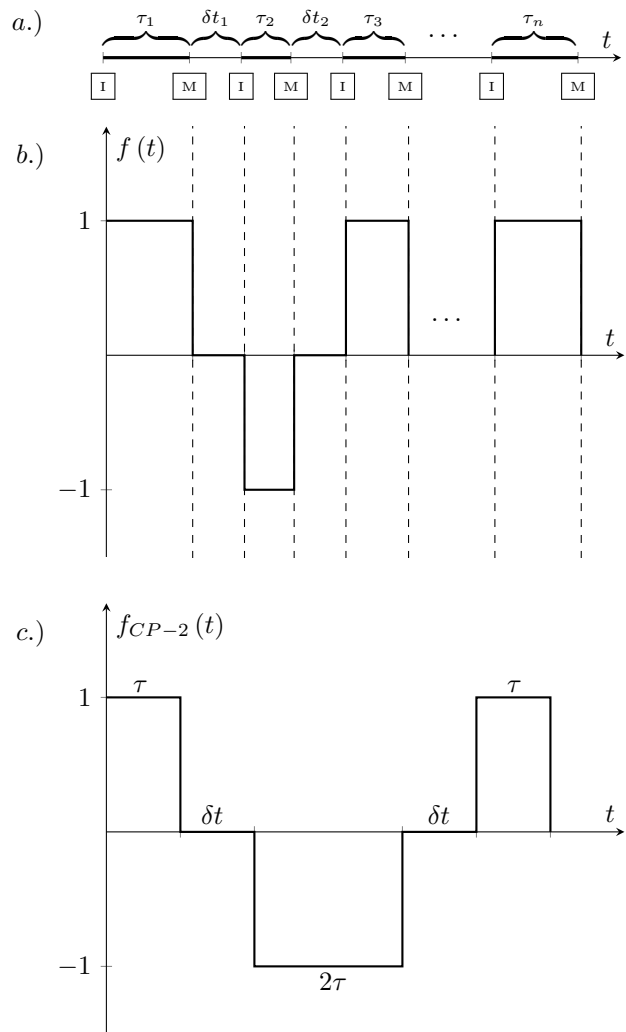


FIG. 1. Examples of sequential measurements protocols: (a) schematics of repetitions of initialization-phase encoding-measurement-delay; (b) one of the time-domain filter functions corresponding to timing pattern from (a) and $g(1, -1, 1, \dots, 1)$ correlation, see Eqs. (9) and (10); (c) measurement-induced filter generalizing the dynamical decoupling filter corresponding to the two-pulse Carr-Purcell sequence.

The probability of obtaining ± 1 result when performing measurement of $\hat{\sigma}_x$ on state $|j+x\rangle$ is

$$p_x(\pm 1) = \frac{1}{2}(1 \pm \cos \alpha_k), \quad (4)$$

while the probability of obtaining ± 1 result when measuring $\hat{\sigma}_y$ is

$$p_y(\pm 1) = \frac{1}{2}(1 \pm \sin \alpha_k). \quad (5)$$

We consider now the expectation value of the correlation of results of n measurements of $\hat{\sigma}_x$ or $\hat{\sigma}_y$. We assume that the n -measurement protocol is repeated a large

number of times, so that averaging over the measurement results corresponds to both averaging over all the possible values of α_k (with $k = 1, \dots, n$), and over results of projective measurements for each α_k . With (a_1, \dots, a_n) in which $a_k = x, y$ denote the measurement axes, and (m_1, \dots, m_n) in which $m_k = \pm 1$ denote the measurement results, for given $\alpha_1, \dots, \alpha_n$, the probability of getting the string (m_1, \dots, m_n) of results is

$$p_{a_1, \dots, a_n | \alpha_1, \dots, \alpha_n}(m_1, \dots, m_n) = \prod_{k=1}^n p_{a_k}(m_k | \alpha_k). \quad (6)$$

The correlation function that we are interested in is given by

$$\begin{aligned} C_{a_1, \dots, a_n}(t_1, \tau_1; \dots, t_n, \tau_n) &= \sum_{m_1=\pm 1} \dots \sum_{m_n=\pm 1} \\ &\left\langle p_{a_1, \dots, a_n}(m_1, \dots, m_n | \alpha_1, \dots, \alpha_n) m_1 m_2 \dots m_n \right\rangle_{\Phi_1 \dots \Phi_n} \\ &= \left\langle \sum_{m_1=\pm 1} p_{a_1}(m_1 | \alpha_1) m_1 \dots \sum_{m_n=\pm 1} p_{a_n}(m_n | \alpha_n) m_n \right\rangle_{\Phi_1 \dots \Phi_n} \\ &= \langle e_{a_1}(\alpha_1) \dots e_{a_n}(\alpha_n) \rangle_{\Phi_1 \dots \Phi_n}, \end{aligned} \quad (7)$$

where $\mathbf{h} \cdot \mathbf{i}_{\Phi_1 \dots \Phi_n}$ denotes averaging over distribution of phases Φ_k (noise-induced stochastic parts of α_k), and the functions $e_{x/y}(\alpha)$ are expectation values of $\hat{\sigma}_{x/y}$ on state $|j\rangle$, i.e. $e_x(\alpha) = \cos \alpha$ and $e_y(\alpha) = \sin \alpha$. The correlator for n measurements in x basis can thus be written as

$$C_{x \dots x}(t_1, \tau_1; \dots, t_n, \tau_n) = \mathbf{h} \cos \alpha_1 \cos \alpha_2 \dots \cos \alpha_n \mathbf{i}_{\Phi_1 \dots \Phi_n}, \quad (8)$$

All the other correlators, corresponding to other choices of measurement axes, are obtained by replacing respective $\cos \alpha_k$ by $\sin \alpha_k$ whenever $a_k = y$.

In order to most easily see the relation between the above correlators and the physical picture of noise filtering, let us focus on measurements of $\hat{\sigma}_s = \hat{\sigma}_x + i\hat{\sigma}_y$. For a sequence of n measurements defined by a set of measurement times (t_1, \dots, t_n) and interaction times (τ_1, \dots, τ_n) one should measure all the 2^n correlators $C_{a_1, \dots, a_n}(t_1, \tau_1; \dots, t_n, \tau_n)$ corresponding to all the possible choices of x and y measurement axes, and combine the results to obtain

$$\begin{aligned} g(s_1, s_2, \dots, s_n) &= \mathbf{h} \sigma_+(t_1) \sigma_{s_2}(t_2) \dots \sigma_{s_n}(t_n) \mathbf{i}, \\ &= \left\langle \exp \left(i \sum_{k=1}^n s_k (\Omega \tau_k + \Phi_k) \right) \right\rangle, \end{aligned} \quad (9)$$

for a desired set of (s_1, \dots, s_n) values. (we have fixed $s_1 = 1$ without any loss of generality of the below results).

We use now the definition of Φ_k phase from Eq. (3) to arrive at

$$g(s_1, s_2, \dots, s_n) = e^{i\Omega \sum_k s_k \tau_k} \left\langle \exp \left(i \int_0^{t_n} f(t) \xi(t) dt \right) \right\rangle_{\xi}, \quad (10)$$

in which we recognize the expression well-known from calculations of dynamical decoupling coherence signals for a qubit coupled to classical noise [2, 6, 26, 27]. In the case considered here, the temporal filter function $f(t)$ is given by

$$f(t) = \begin{cases} 1, & 0 < t < \tau_1 \\ 0, & t_k < t < t_k + \delta t_k \quad \forall k \\ s_k, & t_k < t < t_k + \delta t_k \quad \forall k \end{cases} \quad (11)$$

with examples of filters shown in Fig. 1b and 1c.

It is easy to see that if we put all δt_k equal to zero, so that we consider an experiment in which measurements are followed immediately by re-initializations of the qubit (“immediately” physically means “on timescale on which the noise $\xi(t)$ is too a good approximation constant”), and we look at correlators with $s_k = (\pm 1)^{k+1}$, the corresponding filter functions are equal to the ones that appear in the calculation of qubit’s coherence after application of a dynamical decoupling sequence of short π pulses applied at t_k times. For example, if we consider $g(1, -1)$ correlation function with $\tau_1 = \tau_2 = \tau$ and $\delta t_1 = 0$, that is given by

$$\begin{aligned} g(1, -1) &= C_{xx}(\tau, \tau; 2\tau, \tau) + C_{yy}(\tau, \tau; 2\tau, \tau) \\ &\quad + iC_{xy}(\tau, \tau; 2\tau, \tau) + iC_{yx}(\tau, \tau; 2\tau, \tau), \quad (12) \\ &= \left\langle \exp \left(i \int_0^{\tau} \xi(t) dt - i \int_{\tau}^{2\tau} \xi(t) dt \right) \right\rangle, \end{aligned} \quad (13)$$

which is exactly the spin echo signal obtained when one measures $\hat{\sigma}_+$ at time 2τ , after applying a π pulse (about either x or y axis) at time τ . Note that if one measures σ_x at 2τ , the echo signal corresponds to the real part of the above expression, and taking into account that C_{a_1, \dots, a_n} are real, we have a simpler expression

$$\mathbf{h} \hat{\sigma}_x(2\tau) \mathbf{i}_{\text{echo}} = C_{xx}(\tau, \tau; 2\tau, \tau) + C_{yy}(\tau, \tau; 2\tau, \tau) \quad (14)$$

Generally, the result for coherence decay under application of a DD sequence of $n - 1$ pulses applied at times t_k , $k = 1, \dots, n - 1$, given by $g(1, \dots, (\pm 1)^n)$, is constructed from correlators of n measurements (assuming all $\delta t_k = 0$) in the following way:

$$g(1, \dots, (\pm 1)^n) = \sum_{k=0}^n \sum_{\pi_k} i^k (\pm 1)^{r(k)} C_{\pi_k(r_1, \dots, r_k)} \quad (15)$$

where $\pi_k(r_1, \dots, r_k)$ denote the sequence of measurement axes a_1, \dots, a_n of length n containing k items of y at the orders r_1, \dots, r_k , in the sequence e.g. for $n = 4$,

$$\pi_2(2, 4) = xyxy; \text{ and } r(k) = \sum_{j=1}^k r_j.$$

Consider now a three-measurement example: $g(1, -1, 1)$ correlation function with $\tau_1 = \tau_3 = \tau$, $\tau_2 = 2\tau$ and $\delta t_1 = 0$, that is given by

$$g(1, -1, 1) \quad (16)$$

$$\begin{aligned}
&= C_{xxx}(\tau, \tau; 3\tau, 2\tau; 4\tau, \tau) - C_{yyx}(\tau, \tau; 3\tau, 2\tau; 4\tau, \tau) \\
&+ C_{yyx}(\tau, \tau; 3\tau, 2\tau; 4\tau, \tau) + C_{xyy}(\tau, \tau; 3\tau, 2\tau; 4\tau, \tau) \\
&+ iC_{yxx}(\tau, \tau; 3\tau, 2\tau; 4\tau, \tau) + iC_{xxy}(\tau, \tau; 3\tau, 2\tau; 4\tau, \tau) \\
&\quad iC_{xyx}(\tau, \tau; 3\tau, 2\tau; 4\tau, \tau) + iC_{yyy}(\tau, \tau; 3\tau, 2\tau; 4\tau, \tau), \tag{17} \\
&= \left\langle \exp \left(i \int_0^\tau \xi(t) dt - i \int_\tau^{3\tau} \xi(t) dt + i \int_{3\tau}^{4\tau} \xi(t) dt \right) \right\rangle. \tag{18}
\end{aligned}$$

The above filter corresponds to a two-pulse Car-Purcell sequence (CP-2), shown in Fig. 1c.

The above relationship between the expectation values of a correlations function of n measurements on the qubit, and the coherence signals obtained after subjecting the qubit to dynamical decoupling, is the key result of this paper. In principle, it allows for formally straightforward translation of all that is known about DD-based noise spectroscopy of classical dephasing noise [2], be it Gaussian or non-Gaussian [3, 4], to the setting in which the qubit is subjected only to projective measurements. However, it must be noted that high-precision applications of noise spectroscopy require using large numbers of pulses [8, 28]. Correlators $g(s_1, \dots, s_n)$ that are directly related to coherences considered in DD-based protocols have to be then constructed from an exponentially large number of C_{a_1, \dots, a_n} correlators.

Let us however stress that with nonzero δt_k delay times between measurements and re-initializations of the qubit, linear combinations of C_{a_1, \dots, a_n} measurements giving $g(1, \dots, (-1)^n)$ correspond to measurements of coherence of a qubit subjected to noise filtered through $f(t)$ given in (11), and this family of functions is richer than the one that appears when considering dynamical decoupling of the qubit (see however [23] and discussion in Sec. IID 2). Due to presence of time periods in which $f(t)=0$, it allows for more flexibility in reconstruction of long-time correlations of $\xi(t)$ (low frequency noise), see Sec. III D.

B. Filters for all measurements along the same axis

While the relationship between noise filtering and correlations of multiple measurements is most direct when we consider $g(1, s_2, \dots, s_n)$ correlation functions from Eq. (10), every single C_{a_1, \dots, a_n} correlation function can also be related to measurements of qubit's coherence after a certain filtering of noise. Let us focus now on the simplest possible case of $C_{x, \dots, x}$ correlations. Replacing every $\cos \alpha_k$ by $\frac{1}{2}(e^{i\alpha_k} + e^{-i\alpha_k})$ in Eq. (8) we arrive at

$$C_{x, \dots, x}(t_1, \tau_1; \dots; t_n, \tau_n) = \frac{1}{2^n} \sum_{s_1 = \pm 1} \dots \sum_{s_n = \pm 1} g(s_1, \dots, s_n), \tag{19}$$

which means that a correlator of n measurements along x is given by a sum of coherence signals corresponding to all the possible filters defined by sets of s_1, \dots, s_n values,

i.e. filters from Eq. (11) with both values of $s_1 = \pm 1$ taken into account.

In the simplest case of correlation of two consecutive measurements of $\delta \hat{x}$, i.e. for $C_{xx}(t_1, \tau_1; t_2, \tau_2)$ considered in [17], we obtain

$$\begin{aligned}
C_{xx} &= \frac{1}{4} [g(1, 1) + g(-1, -1) + g(1, -1) + g(-1, 1)], \\
&= \frac{1}{2} \text{Re} [g(1, 1) + g(1, -1)]. \tag{20}
\end{aligned}$$

The first term above corresponds to coherence of the qubit exposed to noise for time periods $t \in [0, \tau_1]$ and $t \in [t_2 - \tau_2, t_2]$, while the second corresponds to coherence of the qubit exposed to the noise for both of these two periods, but with the sign of noise flipped during the second one, i.e. it corresponds to a generalization of spin echo signal. For $\delta t_1 = 0$ and $\tau_1 = \tau_2 = \tau$ the first term is simply the coherence of a qubit freely evolving under influence of noise for time 2τ , while the second one corresponds to echo signal measured after the same time, with the π pulse applied at τ . This is of course the structure obtained in [17], but here we have explicitly shown how this arises as a special case of the general result, Eq. (19).

C. Low frequency noise

Let us see which types of correlations of measurements are immune to noise at lowest frequencies. When

$$\sum_k s_k \tau_k = 0, \quad \int f(t) dt = 0$$

the trivial phase factor vanishes from Eq. (10), and the influence of slowest dynamics of $\xi(t)$ is suppressed. Since the low-frequency noise is typically strong for most of physical realizations of qubits (especially for solid-state based ones [2, 29], but also for qubits based on ion traps [30]), correlators corresponding to such ‘‘balanced’’ filters are of particular interest, as they are expected to have non-negligible values on timescale much longer than the ones that are sensitive to such noise.

When the qubit is exposed to strong low-frequency noise, all the terms in Eq. (19) that correspond to imbalanced sequences should decay rather quickly to zero as the total time of exposure of the qubit to noise, $\sum_k \tau_k$, increases. If the considered set of t_1, \dots, t_n in fact allows for construction of balanced $f(t)$ filters, then some - but not all - of 2^n correlations g contributing to Eq. (19) will correspond to such filters. For simplicity let us discuss the case of even n and all the evolution times τ_k being equal to τ . Then, the number of balanced g correlations is $\binom{n}{n/2}$ which is $\sim 2^n$ for large n , so in this limit the amplitude of $C_{x, \dots, x}$ correlation should be close to unity for $n\tau \gtrsim T_2^*$. However, for small n only a fraction of the correlation signal is so long-lived, e.g. for $n=4$ only 6 out of 16 contributions to C_{xxxx} correspond to balanced sequences. Also, the presence of multiple g correlations contributing to the measured signal, with many of

them corresponding to very distinct filters, complicates the conversion of the measured signal into information about the noise.

D. Related single-qubit protocols

We have shown how by considering correlations of measurements of $\hat{\sigma}_x$ and $\hat{\sigma}_y$ one can modify the influence of environmental noise $\xi(t)$ by effectively multiplying it by time-domain filter $f(t)$ that is equal to 0 during δt_k periods of time. Let us now discuss earlier works, in which other projective measurements were considered [18], or a completely different (not measurement-based) method of creation of such an $f(t)$ was used [23].

1. Projections only on $|+x\rangle$

In [18] an experiment, in which a spin qubit was subjected to up to three projections on one of its states (denoted there as $|j\#i\rangle$) at times $t_0 = 0$, t_1 , and $t_2 + t_1$, was described. The first projection at $t_0 = 0$ was initializing the qubit, and the correlations of subsequent projections were measured. If we change the coordinate system to the one used here, we can identify the measurement used there with projection on $|j+x\rangle$ state. The probability of successfully performing of such a projection after k -th period of evolution of the qubit is given by Eq. (4). Consequently, the expectation value of projection at t_1 , called $g_2(t_1)$ in [18], is given by $\frac{1}{2}(1 + \mathbf{h}\cos\alpha_1\mathbf{i})$, and the correlation of projections at t_1 and t_2 , called $g_3(t_1, t_2)$ in [18], is given by

$$\begin{aligned} C_{+,+} &= \frac{1}{4}\mathbf{h}(1 + \cos\alpha_1)(1 + \cos\alpha_2)\mathbf{i} , \\ &= \frac{1}{2}[g_2(t_1) + g_2(t_2) + \frac{1}{2}g_2(t_1 + t_2)] - \frac{3}{8} \\ &+ \frac{1}{8}g(1, -1) , \end{aligned} \quad (21)$$

in which we recognize the echo signal $g(1, -1)$ given previously in Eq. (13). It should be clear now that the measurement setup used in [18] gives results qualitatively the same as the setup considered here: correlation of n projections on $|j+x\rangle$ is related to a linear combination of coherence signals obtained with $k < n$ pulses. The feature of observable from [18] that distinguishes it from the correlation functions considered in this paper is the appearance of signals corresponding to evolution for a fraction of total protocol time, e.g. $g_2(t_1)$ and $g_2(t_2)$ in Eq. (21).

2. Sequences consisting of both π and $\pi/2$ pulses

A purely pulse-based way to obtain a temporal filter $f(t)$ that is equal to 0 for an adjustable period of time was

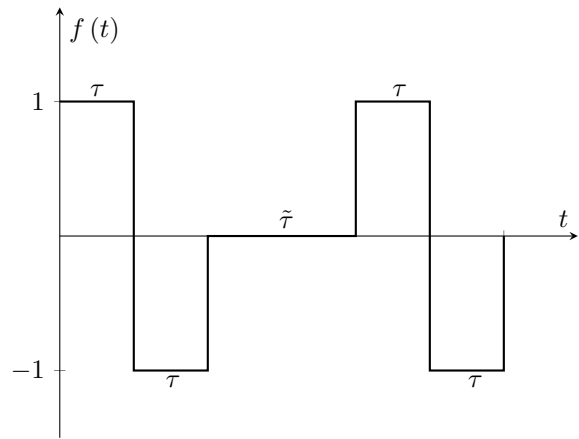


FIG. 2. Filter function implemented in [23] with the use of both π and $\pi/2$ pulses acting on the qubit (in the notation used in that work, $\delta t = \tilde{\tau}$).

described in [23]. The “correlation spectroscopy” protocol considered there was the following: the qubit was initialized in $|j+x\rangle$ state, subjected to a π pulse after time delay τ , and then at time 2τ (at the echo rephasing time) it was subjected to a $\pi/2$ pulse that was converting the relative phase between $|j+z\rangle$ states into the occupation p_+ of $|j+z\rangle$ state (with the occupation of the other state, $|j-z\rangle$, given by $p_- = 1 - p_+$). These occupations were then immune to the dephasing noise acting along the z axis on the qubit - they could be perturbed only by much slower processes of energy exchange between the qubit and the environment (spin-phonon scattering in the case of NV center used in [23]). The state of the qubit could then be considered frozen for time $\tilde{\tau}$, if only $\tilde{\tau}$ was much shorter than qubit energy relaxation time T_1 . After this delay $\tilde{\tau}$, the qubit was rotated again onto the equator of the Bloch sphere, and subjected to the second echo sequence, characterized by delay τ . The filter function corresponding to such an experiment is given then by filter function given in Fig. 2. Clearly, using techniques described in [23] one can construct filters that consist of DD parts (oscillating between 1 and -1), separated by periods $\tilde{\tau}$ during which the filter is zero. Note, however, that $\tilde{\tau} < T_1$ is required, while in the measurement-based protocols described in this paper, δt_k are limited only by the timescale on which the classical clock [19, 31, 32], used to determine the times of initializations and measurements during multiple repetitions of the protocol, loses its stability.

III. SPECTROSCOPY OF GAUSSIAN NOISE

Let us focus now on often-encountered in experiments (see [2] and references therein), and theoretically very simple to consider case of Gaussian noise. The statistics of the stochastic process $\xi(t)$ is then fully determined by its autocorrelation function $C(t_1 - t_2) = \mathbf{h}\xi(t_1)\xi(t_2)\mathbf{i}$, or

equivalently by its power spectral density defined as

$$S(\omega) = \int_{-\infty}^{\infty} C(t)e^{i\omega t} dt. \quad (22)$$

A. General formulation

When noise $\xi(t)$ is Gaussian, averages over noise realizations can be easily performed. Gaussian statistics of $\xi(t)$ means that phases Φ_k are also Gaussian variables, and

$$\langle e^{i \sum_k s_k \Phi_k} \rangle = \exp \left(\frac{1}{2} \sum_{k,k'} s_k s_{k'} \langle \Phi_k \Phi_{k'} \rangle \right), \quad (23)$$

and Eq. (10) is then transformed into

$$g(1, s_2, \dots, s_n) = e^{i\Omega \sum_k s_k \tau_k} \exp \left(\frac{1}{2} \int_0^{t_n} \int_0^{t_n} f(t_1) f(t_2) \langle \xi(t_1) \xi(t_2) \rangle dt_1 dt_2 \right). \quad (24)$$

Using the definition of the noise autocorrelation function and its power spectral density, $S(\omega)$, from Eq. (22) we arrive at [2, 26, 27]

$$g(1, s_2, \dots, s_n) = e^{i\Omega \sum_k s_k \tau_k} e^{-\chi_{1,s_2,\dots,s_n}}, \quad (25)$$

with

$$\chi_{1,s_2,\dots,s_n} = \int_0^{\infty} S(\omega) |\tilde{f}_{1,s_2,\dots,s_n}(\omega)|^2 \frac{d\omega}{2\pi}, \quad (26)$$

in which $\tilde{f}(\omega)$ is the Fourier transform of the temporal filter function, i.e. it is the filter in frequency domain.

Note that the above results also hold to a good approximation in a small decoherence limit, in which $\chi \ll 1$, and in fact we have $g \approx 1 - \chi$. Even if the noise is non-Gaussian, in this “weak coupling” limit it is enough to use only the second cumulant of the noise to approximate χ [2, 33, 34].

B. Example: correlation of two measurements

For the two-measurement protocol from Ref. [17] we have then, using Eq. (20), that

$$C_{xx}(\tau, \tau; \tau + \delta t, \tau) = \frac{1}{2} \cos(2\Omega\tau) e^{-\chi_{1,1}} + \frac{1}{2} e^{-\chi_{1,-1}}, \quad (27)$$

with

$$\chi_{1,1} = \int_0^{\infty} S(\omega) \frac{8}{\omega^2} \sin^2 \frac{\omega\tau}{2} \cos^2 \frac{\omega(\tau + \delta t)}{2}, \quad (28)$$

$$\chi_{1,-1} = \int_0^{\infty} S(\omega) \frac{8}{\omega^2} \sin^2 \frac{\omega\tau}{2} \sin^2 \frac{\omega(\tau + \delta t)}{2}, \quad (29)$$

called in [17] $\frac{1}{2}\chi_+$ and $\frac{1}{2}\chi_-$, respectively.

As discussed in Sec. II C, in the case of noise with most of power spectrum concentrated at low frequencies, the decay of $\exp(-\chi_{1,1})$ term occurs much more quickly than that of $\exp(-\chi_{1,-1})$ term. Assuming $\delta t \ll \tau$, we have

$$\chi_{1,1} \approx 2\tau^2 \int_0^{\frac{1}{\tau}} S(\omega) \frac{d\omega}{\pi} \approx 2\sigma^2 \tau^2 \left(\frac{2\tau}{T_2^*} \right)^2, \quad (30)$$

where we considered values of τ up to such that most of the total power, given by $\sigma^2 \int_0^{\infty} S(\omega) d\omega/\pi$, is located at frequencies lower than $1/\tau$. Note that under the same conditions, free induction decay (FID) of single qubit coherence would be given by

$$\langle e^{-i\Phi(0,\tau)} \rangle = e^{-\chi_{\text{FID}}(\tau)} = e^{-(\tau/T_2^*)^2}, \quad (31)$$

where $\chi_{\text{FID}} = \int_0^{\infty} \frac{S(\omega)}{\omega^2} 2 \sin^2 \frac{\omega\tau}{2} d\omega$, and $T_2^* = \frac{1}{2\sigma}$. The decay of $\exp(-\chi_{1,1})$ term is then the same as for the qubit exposed to low-frequency noise for the total time 2τ .

On the other hand, the echo-like term $\exp(-\chi_{1,-1})$ decays more slowly, as contribution of frequencies lower than $1/\delta t$ is suppressed in Eq. (29). Analyzing the τ - and δt dependence of this part of the signal allows then to infer certain characteristics of high-frequency part of the spectrum [17], just as analysis of τ dependence of echo decay gives qualitative information on high-frequency noise [26, 27, 35].

C. Spectroscopic reconstruction of power spectral density

The most robust methods of reconstruction of $S(\omega)$ (“noise spectroscopy”) from measurements on the qubit, involve applying many π pulses to the qubit [1, 2], in order to create a filter $f(t)$ that has a well-defined periodic structure, with its basic block being repeated many times. Frequency filters $\tilde{f}(\omega)$ obtained in this case have narrow-pass character [1, 2, 7, 8, 36], and relationship between the measured signal and the noise power spectral density becomes particularly straightforward (although not completely trivial, see e.g. [8] and [28]). Let us investigate then the generalized filters (11) in such a setting.

For simplicity we will consider a protocol with even number of measurements $n = 2N$, characterized by all τ_k equal to τ and all δt_k equal to δt . We focus on $g(1, 1, 1, \dots, 1)$ correlation function, corresponding to $f(t)$ filter shown in Fig. 3a. This filter is constructed by repeating a basic block $f_B(t)$ of duration $T_B = 2(\tau + \delta t)$ shown in Fig. 3b N times. We can write it as

$$f(t) = \Theta(NT_B - t) \Theta(t) \sum_m c_{m\omega_p} e^{im\omega_p t}, \quad (32)$$

where $\omega_p = 2\pi/T_B$ is the base frequency of the filter, and

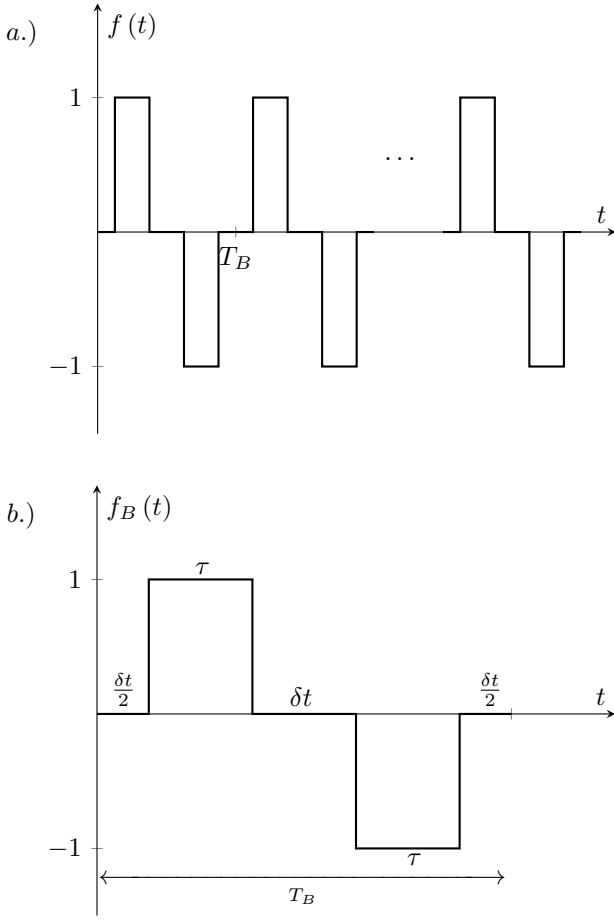


FIG. 3. (a) Measurement filter function corresponding to $g(1, -1, \dots, -1)$, which consists of N repetitions of the filter block shown in panel (b).

the Fourier coefficient $c_{m\omega_p}$ is given by

$$c_{m\omega_p} = \frac{1}{T_B} \int_0^{T_B} f_B(t) dt = \frac{2i}{\pi m} \cos \frac{\pi m}{\tau + \delta t} \frac{\delta t}{2}, \quad (33)$$

for odd m and zero otherwise. As discussed in Refs. [2, 28], for $N \gg 1$ we can then approximate $|\tilde{f}(\omega)|^2$ as

$$|\tilde{f}(\omega)|^2 = T \sum_m |c_{m\omega_p}|^2 T \text{sinc}^2 \left(\frac{\omega - m\omega_p}{2} T \right), \quad (34)$$

where $T = NT_B$, and the time at which the last measurement is taken is $t_n = T - \frac{\delta t}{2}$, which occurs $T - \delta t$ after the first initialization of the qubit.

With increasing N , and thus increasing T , the terms $T \text{sinc}^2(\omega - m\omega_p)T/2$ behave more and more as approximations of δ -functions centered at $m\omega_p$, each characterized by width $2\pi/T$. A sequence of $n \gg 1$ measurements that lasts for time T corresponds then to a filter $|\tilde{f}(\omega)|^2$ that consists of narrow peaks centered at odd harmonics of ω_p , and the width of band-pass regions decreases as $1/T$. When the filter peaks become sharper

than any features of $S(\omega)$, the measured signal is determined by the attenuation function χ given by

$$\chi(T) = T \sum_{m>0} |c_{m\omega_p}|^2 S(m\omega_p). \quad (35)$$

By checking the T -dependence of the signal one can identify when the above approximation starts to work, and then one can use appropriate methods [8, 28] to obtain the values of $S(m\omega_p)$ for m smaller than a certain finite m_0 . Then, by changing ω_p one can perform a reconstruction of $S(\omega)$.

The filter structure is analogous to the one obtained for periodic application of π pulses in a Car-Purcell dynamical decoupling protocol [2], but we have now additional flexibility. The characteristic frequency ω_p is set by $\pi/(\tau + \delta t)$, while in the DD protocol it was equal to π/τ' , with τ' being the interpulse time. We can then focus the filter at very low frequency by making $\delta t \gg \tau$, while not increasing the time that the qubit spends exposed to the noise. Formally, in the DD case the amplitude of delta-like peaks was controlled by $|c_{m\omega_p}^{\text{DD}}|^2 = \frac{4}{\pi^2 m^2}$, while in the considered protocol we have

$$|c_{m\omega_p}|^2 = \frac{\tau^2}{\delta t^2} \frac{1}{m^2}, \quad (36)$$

as long as $m \ll \delta t/\tau$, and $|c_{m\omega_p}|^2 \sim 1/m^2$ for $m \gg \delta t/\tau$, which implies that in this large m regime $|c_{m\omega_p}|^2 \sim \tau^2/\delta t^2$.

When $\delta t \gg \tau$ one can thus tune the measurement-based frequency filter to very low ω_p by changing δt , while suppressing the coupling to this low-frequency noise by a factor controlled by $\tau/\delta t$, and these two tunings can be done practically independently. The most natural application of such a filter is when dealing with strong low-frequency noise that has some sharp spectral features, the characterization of which requires narrow filters, but one has to simultaneously suppress the amount of background noise picked up by filters of finite width. Let us discuss now such a situation at some length.

D. Correlations of measurements vs dynamical decoupling: an example

We focus on an environment characterized by power spectral density illustrated qualitatively in Fig. 4a. The spectrum $S(\omega) = S_0(\omega) + S_B(\omega)$ consists of a very sharp spectral feature at frequency ω_0 , approximated by $S_0(\omega) = \sigma_0^2 \delta(\omega - \omega_0)$ (in reality some sharply peaked function of width smaller than the width of filters that we are going to consider) and a background $S_B(\omega)$ that is comparatively flat and featureless, i.e. $S_B(\omega) = S_B = \text{const.}$

Physical examples are most naturally found in the field of qubit-based characterization of small nuclear environments - nanoscale nuclear magnetic resonance imaging - in which one tried to obtain precise information on precession frequency of one (or a few nuclei), in the

presence of noise coming from many other nuclear spins [11, 31, 32, 37–39]. Let us note that a filter that is $= 0$ for most of the duration of the experimental protocol was devised in a different experimental setting for exactly this purpose [23] - see Section IID 2 for a discussion.

Let us then assume that the main task of the spectroscopic procedure is to obtain the most accurate value of ω_0 . Consequently, we consider two spectroscopic procedures - one based on dynamical decoupling and the other on multiple measurements - characterized by the same total duration T , setting the characteristic frequency estimation precision to $1/T$. This means, that in the DD protocol the qubit is exposed to the environmental influence for time T , while in the measurement-based protocol it is exposed for time $T(\frac{\tau}{\delta t})$, as we focus on the case of $\tau \gg \delta t$, for which we expect the qualitative difference between DD- and measurement-based filters to be most pronounced. We also assume that the characteristic base frequency of both procedures is $\omega_p = \omega_0$. The frequency-domain filters corresponding to DD-based and measurement-based protocols are shown in Fig. 4b and Fig. 4c, respectively, for the case of $\omega_p = \omega_0$.

For given ω_p , the signal obtained from either dynamical decoupling (DD) based or measurement (M) based protocol is given by $\exp[-\chi^{DD/M}(\omega_p)]$ where the attenuation function $\chi^{DD/M}(\omega_p)$ is a sum of two contributions,

$$\chi^{DD/M}(\omega_p) = \chi_0^{DD/M}(\omega_p) + \chi_B^{DD/M}(\omega_p), \quad (37)$$

the first coming from the sharp spectral feature centered at ω_0 , being non-zero for $|\omega_p - \omega_0| \lesssim \frac{1}{T}$, and the second from the background noise spectrum. The precise estimation of ω_0 by tuning ω_p is possible, when $\chi_B = 1$ in the scanned frequency range, while χ_0 changes from $= 1$ to a value < 1 when $\omega_p = \omega_0$. When the latter maximal value of χ_0 is < 1 the estimation of value of ω_0 is still possible, but the precision will be smaller, as the measured signal could become unmeasurably small in the whole range of $|\omega_p - \omega_0| \lesssim \frac{1}{T}$.

The contribution of the background spectrum to the attenuation function is given in the case of dynamical decoupling protocol

$$\chi_B^{DD} = \frac{4}{\pi^2} S_B T, \quad (38)$$

where we have taken into account only the first peak of the filter (as $|j c_{m\omega_p}|^2 \propto 1/m^2$ and the background spectrum is qualitatively flat), while in the measurement-based scheme we have

$$\chi_B^M = T \sum_m |j c_{m\omega_p}|^2 S_B(m\omega_p) = \frac{\tau}{\delta t} S_B T = \chi_B^{DD} \quad (39)$$

where we have taken into account that up to $m = \delta t/\tau$ we have $|j c_{m\omega_p}|^2 \propto (\tau/\delta t)^2$ while for larger m these coefficients become much smaller, and than $S_B(\omega)$ is assumed to be flat (or at least not strongly increasing) up to $\omega = \delta t/\tau$.

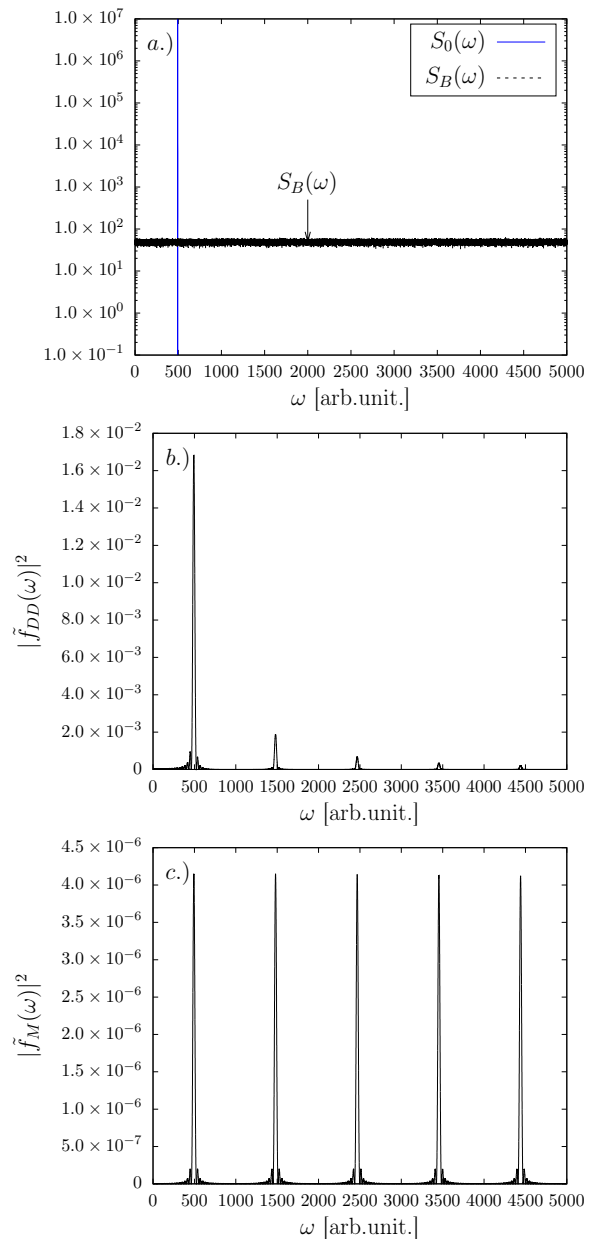


FIG. 4. (a) Model spectrum with sharp peak at $\omega_0 \approx 500$ (controlled by the height $\sigma_0^2 = 10^7$ and the width of peak at $\omega = \omega_0$ is $\Delta\omega = 1.5 \times 10^{-2}$ with background noise $S_B \approx 50$ in the unit of the display). (b) DD filter with first peak matching ω_0 (c) Measurement filter for $\tau/\delta t \approx 0.01 \ll 1$ with the first peak matching ω_0 .

The background contribution to the measurement-based signal is thus negligible when $S_B T \tau/\delta t \ll 1$, while it completely dominates the DD-based signal when $S_B T \gg 1$. The qualitative difference between its effect on the two protocols is present when $\delta t/\tau = S_B T \approx 1$.

We see that for an approximately flat $S_B(\omega)$, the background contribution to the signal is much smaller in the measurement-based protocol, compared to the DD-based one. This is due to diminished noise sensitivity of the

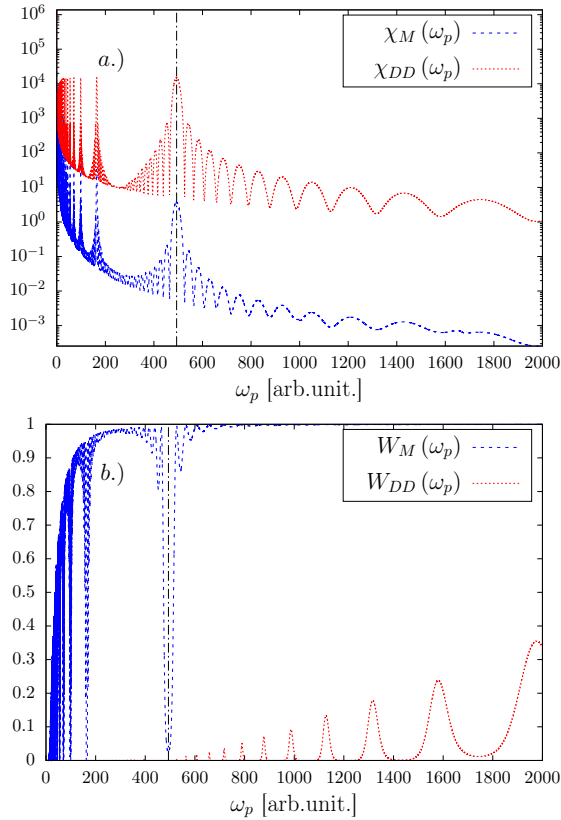


FIG. 5. Comparison of (a) attenuation functions and (b) decoherence functions from DD and sequential measurement protocols for the model of spectrum given in Fig. 4 with the same varying parameters $T_B = \frac{2\pi}{\omega_p}$, $\tau = 0.01T_B$, and the fixed numbers of interventions $N = 16$. One can see a large peak in $\chi(\omega_p)$ at $\omega_p = \omega_0$, but note that all the odd sub-harmonics of ω_0 frequency also give distinct features in the attenuation function. For the used set of parameters, $\chi_{DD} \gg \chi_M$, and consequently the measured signal, $W \equiv \exp(-\chi)$, is basically zero in the DD case, while in the measurement-based protocol one can observe a clear collapse of the signal when ω_p is close to ω_0 .

latter. It remains to be checked, if this diminished sensitivity does not hinder us from observation of signal related to sharp spectral feature $S_0(\omega)$. Assuming that the width of the filter peak centered at ω_p is still larger than the width of this feature, the maximal contribution to the attenuation function from $S_0(\omega)$ part of the total spectrum is $\chi_0^{max} = \sigma_0^2 T^2 \text{j}c_{\omega_p} \text{j}^2$ when the filter peak is centered at ω_0 [40]. This contribution is $\gg 1$ in the measurement-based protocol when $\delta t/\tau \gg \sigma_0 T$. Taking into account the previously derived inequality, we see that the measured-based protocol can significantly outperform the DD-based one in locating ω_0 with $1/T$ accuracy if $\sigma_0 \gg S_B$, i.e. when the sharp spectral feature strongly dominated over the background spectrum in the vicinity of ω_0 , and if the desired frequency resolution is $1/T \gg S_B$. In Fig. 5 we illustrate this with calculations of $\chi(\omega_0)$ and the corresponding observables $W = \exp(-\chi)$

for the two protocols.

IV. WITNESSING NON-GAUSSIAN CHARACTER OF NOISE

We start with a following observation: for Gaussian noise we obtain C_{xy} given by

$$C_{xy}(t_1, \tau_1; t_2, \tau_2) = \frac{1}{2} \left[\sin \Omega(\tau_1 + \tau_2) e^{-\chi_{1,1}} + \sin \Omega(\tau_2 - \tau_1) e^{-\chi_{1,-1}} \right], \quad (40)$$

that is equal to 0 in the rotating frame, in which we can set $\Omega = 0$. If we do not make any assumption about the statistics of the noise, we have a general expression for x - y correlation in the rotating frame

$$C_{xy}(t_1, \tau_1; t_2, \tau_2) = \frac{1}{4i} \left(\left\langle e^{i(\Phi_2 + \Phi_1)} \right\rangle \left\langle e^{-i(\Phi_2 + \Phi_1)} \right\rangle + \left\langle e^{i(\Phi_2 - \Phi_1)} \right\rangle \left\langle e^{-i(\Phi_2 - \Phi_1)} \right\rangle \right), \quad (41)$$

which is zero not only in the case of Gaussian noise, but also for all the non-Gaussian noises with vanishing odd cumulants. In the latter case the averages $\langle e^{i\Phi_{1,2,\dots,s_n}} \rangle$ and $\langle e^{-i\Phi_{1,2,\dots,s_n}} \rangle$ will coincide with $\exp\left(\sum_{k=1}^{\infty} \frac{(i)^k}{k!} \chi_{1,2,\dots,s_n}^{2k}\right)$ where $\chi_{1,2,\dots,s_n}^k$ is related to the k^{th} cumulant $K(\xi(t_1) \dots \xi(t_k))$ of the noise [2, 3] via

$$\chi_{1,2,\dots,s_n}^k = \frac{1}{k!} \int_0^{t_n} d^k t_1 \dots \int_0^{t_n} d^k t_k \left(\prod_{i=1}^k f_{1,2,\dots,s_n}(t_i) \right) K(\xi(t_1) \dots \xi(t_k)). \quad (42)$$

Even though the vanishing of C_{xy} does not necessarily imply the Gaussian statistics of the noise, it can be used as a witness of non-Gaussianity. In other words, if the correlator $C_{xy} \neq 0$, it means that the environmental noise is non-Gaussian.

Moreover, instead of focusing on the second order correlator C_{xy} , one can also look at correlators involving a larger number of measurements, with odd number of them along y axis. A simple and particularly useful in the following example is the $C_{xyx} = \text{Re}[\cos \alpha_1 \sin \alpha_2 \cos \alpha_3]$ correlator with $\tau_1 = \tau_3 = \tau$ and $\tau_2 = 2\tau$, i.e. the timing pattern corresponding to two-pulse Carr-Purcell sequence when all $\delta t_k = 0$. In presence of strong low-frequency noise, and for qubit-noise coupling time exceeding the T_2^* time of dephasing under free evolution, $\tau \gg T_2^*$, the only contributions to C_{xyx} that correspond to balanced filters give non-vanishing signal, and we have

$$C_{xyx} = \frac{1}{4} \text{Im} \left\langle e^{i(\Phi_1 - \Phi_2 + \Phi_3)} \right\rangle, \quad (43)$$

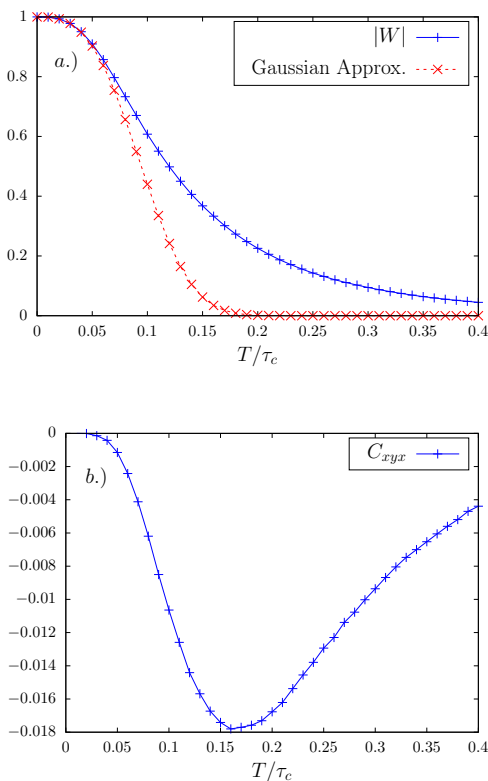


FIG. 6. Coherence calculation for quadratic coupling to Ornstein-Uhlenbeck noise with $v_2 = 100/\tau_c$. Time is in unit of τ_c . (a) $|W|$ for CP-2 sequence. Red dashed line is the Gaussian approximation - the total signal is clearly non-Gaussian (b) Imaginary part of W for CP2.

that is simply equal to the imaginary part of the coherence signal of the qubit subjected to the CP-2 sequence.

As an example let us consider now an often-encountered situation in which the environmental noise is non-Gaussian: that of quadratic coupling to Gaussian noise, i.e. when the coupling of the qubit to noise is given by $v_2 \hat{\sigma}_z \xi^2(t)$. This occurs when the qubit is at so-called optimal working point (or at clock transition, using the terminology of atomic physics), at which the first derivative of its energy splitting Ω with respect to the dominant noisy parameter is zero, and the second order term in Taylor expansion of Ω has to be taken into account. Such a working point was found for many types of qubits [41–46]. Another situation in which quadratic coupling to noise appears is when we have a transverse coupling to noise, $v_x \hat{\sigma}_x \xi_x(t)/2$, in presence of large static splitting $\Omega \hat{\sigma}_z/2$ (and possibly some longitudinal noise $\hat{\sigma}_z \xi_z(t)/2$). When $\hbar \xi_x^2 i^{1/2} \ll \Omega$, the qubit evolution is effectively of pure dephasing character, with additional contribution to noise along the z axis given by $v_2 \hat{\sigma}_z \xi_x^2(t)$ with $v_2 = v_x^2/4\Omega$ [47, 48].

While $\xi(t)$ is assumed now to be Gaussian, $\xi^2(t)$ is a non-Gaussian process [49, 50] that has non-zero odd cumulants when filtered by a DD sequences consisting of

even number of pulses [50]. Consequently, the imaginary part of the CP-2 coherence signal, and the above C_{xyx} , is nonzero due to the non-Gaussian character of such a noise. As an example, we consider the case of $\xi_x(t)$ being an Ornstein-Uhlenbeck process with correlation time τ_c , rms $\sigma = 1$, and coupling to the qubit $v_2 = 100/\tau_c$. In Fig. 6a we show the decay of CP-2 coherence signal as function of total sequence time $T = 4\tau$ obtained from numerical simulation of qubit subjected to many realizations of such noise. We show there also the Gaussian result, in which only the 2nd cumulant of noise is included in calculation of $\chi(T)$. In Fig. 6b we show the result for C_{xyx} from Eq. (43). This will correspond to the measured signal if the qubit is additionally exposed to very low-frequency longitudinal noise leading to $T_2^* \approx 0.1\tau_c$. This is the situation encountered, for example, for spin qubits in quantum dots, which are exposed to both longitudinal and transverse noise due to nuclear spins, and the longitudinal noise is concentrated at much lower frequencies than the transverse one [14].

V. DISCUSSION AND CONCLUSION

We have investigated here the protocol, in which a qubit, experiencing pure dephasing due to an environment that can be treated as a source of external classical noise, is subjected to multiple initializations, evolutions, and projective measurements. The expectation values of correlations of multiple measurements can then be expressed in a form closely related to the one that describes the dephasing of the qubit subjected to a dynamical decoupling sequence of pulses. More precisely, for n measurements, each along xy or y axis of the qubit, from a linear combination of 2^n correlators one can construct an observable that is equal to the dynamical decoupling signal obtained by performing a π rotation of the qubit at each of the measurement times. Conversely, a single correlator of n measurements is a linear combination of 2^n dynamical decoupling signals, corresponding to sequences in which at each measurement time a π pulse is either applied or not. This generalizes the result of [17], where it was noticed that correlation of two measurements of $\hat{\sigma}_x$ of the qubit corresponds to a linear combination of free evolution and echo signals.

The above relationship between correlators of multiple measurements and dynamical decoupling signals opens the possibility of performing noise spectroscopy [1, 2] of Gaussian and non-Gaussian noises without applying any π pulses to the qubit, only by repeatedly initializing it and measuring. The family of frequency filters obtained in this way is also richer than the one that is relevant for dynamical decoupling - the possibility of having long periods of time in which the time-domain filter is zero allows for more flexibility in focusing the filter at low frequency features of noise, without leading to complete suppression of the observable signal due to exposure to other frequencies. Note that such filters were discussed pre-

viously, but using a different control protocol, in which both π and $\pi/2$ pulses were used [23]. However, in that protocol the time δt of the qubit being insensitive to the environmental noise was limited by T_1 time of the qubit, while in the measurement-only scheme the only limitation is the time after which the classical clock used to time all the operations in the protocol loses its stability.

Let us stress that our focus here was solely on the case in which the environment can be treated as a source of classical noise, the stochastic dynamics of which is independent of the existence of the qubit. The effects of back-action of the measurement on the qubit on the state of a mesoscopic [51, 52] or small quantum environment (e.g. a single nuclear spin) coupled to it have been a subject of intense recent attention [16, 19–21], but these are beyond the scope of this paper. A more general theory,

in which the environment is treated quantum mechanically, that relates the observables obtained in protocols involving only multiple measurements and in dynamical-decoupling experiments, will be given in [53].

ACKNOWLEDGEMENTS

We would like to thank Piotr Szańkowski for careful reading of the manuscript and discussions, and to Damian Kwiatkowski for the discussions concerning the relation of this work to results of [23]. This work is supported by funds of Polish National Science Center (NCN), Grant no. 2015/19/B/ST3/03152.

-
- [1] C. L. Degen, F. Reinhard, and P. Cappellaro, *Rev. Mod. Phys.* **89**, 035002 (2017).
- [2] P. Szańkowski, G. Ramon, J. Krzywda, D. Kwiatkowski, and L. Cywiński, *J. Phys.:Condens. Matter* **29**, 333001 (2017).
- [3] L. M. Norris, G. A. Paz-Silva, and L. Viola, *Phys. Rev. Lett.* **116**, 150503 (2016).
- [4] Y. Sung, F. Beaudoin, L. M. Norris, F. Yan, D. K. Kim, J. Y. Qiu, U. von Lüepke, J. L. Yoder, T. P. Orlando, L. Viola, S. Gustavsson, and W. D. Oliver, *arXiv:1903.01043* (2019).
- [5] I. Almog, Y. Sagi, G. Gordon, G. Bensky, G. Kurizki, and N. Davidson, *J. Phys. B* **44**, 154006 (2011).
- [6] M. J. Biercuk, A. C. Doherty, and H. Uys, *J. Phys. B: At. Mol. Opt. Phys.* **44**, 154002 (2011).
- [7] J. Bylander, S. Gustavsson, F. Yan, F. Yoshihara, K. Harrabi, G. Fitch, D. G. Cory, Y. Nakamura, J.-S. Tsai, and W. D. Oliver, *Nat. Phys.* **7**, 565 (2011).
- [8] G. A. Álvarez and D. Suter, *Phys. Rev. Lett.* **107**, 230501 (2011).
- [9] S. Kotler, N. Akerman, Y. Glickman, A. Keselman, and R. Ozeri, *Nature* **473**, 61 (2011).
- [10] J. Medford, L. Cywiński, C. Barthel, C. M. Marcus, M. P. Hanson, and A. C. Gossard, *Phys. Rev. Lett.* **108**, 086802 (2012).
- [11] T. Staudacher, F. Shi, S. Pezzagna, J. Meijer, J. Du, C. A. Meriles, F. Reinhard, and J. Wrachtrup, *Science* **339**, 561 (2013).
- [12] J. T. Muhonen, J. P. Dehollain, A. Laucht, F. E. Hudson, R. Kalra, T. Sekiguchi, K. M. Itoh, D. N. Jamieson, J. C. McCallum, A. S. Dzurak, and A. Morello, *Nature Nanotechnology* **9**, 986 (2014).
- [13] Y. Romach, C. Müller, T. Unden, L. J. Rogers, T. Isoda, K. M. Itoh, M. Markham, A. Stacey, J. Meijer, S. Pezzagna, B. Naydenov, L. P. McGuinness, N. Bar-Gill, and F. Jelezko, *Phys. Rev. Lett.* **114**, 017601 (2015).
- [14] F. K. Malinowski, F. Martins, L. Cywiński, M. S. Rudner, P. D. Nissen, S. Fallahi, G. C. Gardner, M. J. Manfra, C. M. Marcus, and F. Kuemmeth, *Phys. Rev. Lett.* **118**, 177702 (2017).
- [15] P. Wang, C. Chen, X. Peng, J. Wrachtrup, and R.-B. Liu, *arXiv:1902.03606* (2019).
- [16] W.-L. Ma, P. Wang, W.-H. Leong, and R.-B. Liu, *Phys. Rev. A* **98**, 012117 (2018).
- [17] T. Fink and H. Bluhm, *Phys. Rev. Lett.* **110**, 010403 (2013).
- [18] A. Bechtold, F. Li, K. Müller, T. Simmet, P.-L. Ardelit, J. J. Finley, and N. A. Sinitsyn, *Phys. Rev. Lett.* **117**, 027402 (2016).
- [19] T. Gefen, M. Khodas, L. P. McGuinness, F. Jelezko, and A. Retzker, *Phys. Rev. A* **98**, 013844 (2018).
- [20] M. Pfender, P. Wang, H. Sumiya, S. Onoda, W. Yang, D. B. R. Dasari, P. Neumann, X.-Y. Pan, J. Isoya, R.-B. Liu, and J. Wrachtrup, *Nature Communications* **10**, 594 (2019).
- [21] K. S. Cujia, J. M. Boss, K. Herb, J. Zopes, and C. L. Degen, *Nature* **571**, 230 (2019).
- [22] K. C. Young and K. B. Whaley, *Phys. Rev. A* **86**, 012314 (2012).
- [23] A. Laraoui, F. Dolde, C. Burk, F. Reinhard, J. Wrachtrup, and C. A. Meriles, *Nature Communications* **4**, 1631 (2013).
- [24] J. M. Taylor, J. R. Petta, A. C. Johnson, A. Yacoby, C. M. Marcus, and M. D. Lukin, *Phys. Rev. B* **76**, 035315 (2007).
- [25] F. K. Malinowski, F. Martins, P. D. Nissen, E. Barnes, L. Cywiński, M. S. Rudner, S. Fallahi, G. C. Gardner, M. J. Manfra, C. M. Marcus, and F. Kuemmeth, *Nature Nanotechnology* **12**, 16 (2017).
- [26] R. de Sousa, *Top. Appl. Phys.* **115**, 183 (2009).
- [27] L. Cywiński, R. M. Lutchyn, C. P. Nave, and S. Das Sarma, *Phys. Rev. B* **77**, 174509 (2008).
- [28] P. Szańkowski and L. Cywiński, *Phys. Rev. A* **97**, 032101 (2018).
- [29] E. Paladino, Y. M. Galperin, G. Falci, and B. L. Altshuler, *Rev. Mod. Phys.* **86**, 361 (2014).
- [30] T. Monz, P. Schindler, J. T. Barreiro, M. Chwalla, D. Nigg, W. A. Coish, M. Harlander, W. Hänsel, M. Hennrich, and R. Blatt, *Phys. Rev. Lett.* **106**, 130506 (2011).
- [31] J. M. Boss, K. S. Cujia, J. Zopes, and C. L. Degen, *Science* **356**, 837 (2017).
- [32] S. Schmitt, T. Gefen, F. M. Stürner, T. Unden, G. Wolff, C. Müller, J. Scheuer, B. Naydenov, M. Markham, S. Pezzagna, J. Meijer, I. Schwarz, M. Plenio, A. Ret-

- zker, L. P. McGuinness, and F. Jelezko, *Science* **356**, 832 (2017).
- [33] A. G. Kofman and G. Kurizki, *Phys. Rev. Lett.* **93**, 130406 (2004).
- [34] A. Zwick, G. A. Álvarez, and G. Kurizki, *Phys. Rev. Applied* **5**, 014007 (2016).
- [35] O. E. Dial, M. D. Shulman, S. P. Harvey, H. Bluhm, V. Umansky, and A. Yacoby, *Phys. Rev. Lett.* **110**, 146804 (2013).
- [36] T. Yuge, S. Sasaki, and Y. Hirayama, *Phys. Rev. Lett.* **107**, 170504 (2011).
- [37] C. Müller, X. Kong, J.-M. Cai, K. Melentijević, A. Stacey, M. Markham, D. Twitchen, J. Isoya, S. Pezzagna, J. Meijer, J. F. Du, M. B. Plenio, B. Naydenov, L. P. McGuinness, and F. Jelezko, *Nature Communications* **5**, 4703 (2014).
- [38] S. J. DeVience, L. M. Pham, I. Lovchinsky, A. O. Sushkov, N. Bar-Gill, C. Belthangady, F. Casola, M. Corbett, H. Zhang, M. Lukin, H. Park, A. Yacoby, and R. L. Walsworth, *Nature Nanotechnology* **10**, 129 (2015).
- [39] I. Lovchinsky, A. O. Sushkov, E. Urbach, N. P. de Leon, S. Choi, K. D. Greve, R. Evans, R. Gertner, E. Bersin, C. Müller, L. McGuinness, F. Jelezko, R. L. Walsworth, H. Park, and M. D. Lukin, *Science* **351**, 836 (2016).
- [40] P. Szańkowski, arXiv:1904.02001 (2019).
- [41] G. Ithier, E. Collin, P. Joyez, P. J. Meeson, D. Vion, D. Esteve, F. Chiarello, A. Shnirman, Y. Makhlin, J. Schrieffer, and G. Schön, *Phys. Rev. B* **72**, 134519 (2005).
- [42] F. Yoshihara, K. Harrabi, A. O. Niskanen, Y. Nakamura, and J. S. Tsai, *Phys. Rev. Lett.* **97**, 167001 (2006).
- [43] K. D. Petersson, J. R. Petta, H. Lu, and A. C. Gossard, *Phys. Rev. Lett.* **105**, 246804 (2010).
- [44] G. Wolfowicz, A. M. Tyryshkin, R. E. George, H. Riemann, N. V. Abrosimov, P. Becker, H.-J. Pohl, M. L. W. Thewalt, S. A. Lyon, and J. J. L. Morton, *Nature Nanotechnology* **8**, 561 (2013).
- [45] J. Medford, J. Beil, J. M. Taylor, E. I. Rashba, H. Lu, A. C. Gossard, and C. M. Marcus, *Phys. Rev. Lett.* **111**, 050501 (2013).
- [46] F. K. Malinowski, F. Martins, P. D. Nissen, S. Fallahi, G. C. Gardner, M. J. Manfra, C. M. Marcus, and F. Kuemmeth, *Phys. Rev. B* **96**, 045443 (2017).
- [47] L. Cywiński, W. M. Witzel, and S. Das Sarma, *Phys. Rev. B* **79**, 245314 (2009).
- [48] P. Szańkowski, M. Trippenbach, L. Cywiński, and Y. B. Band, *Quantum Inf. Process.* **14**, 3367 (2015).
- [49] Y. Makhlin and A. Shnirman, *Phys. Rev. Lett.* **92**, 178301 (2004).
- [50] L. Cywiński, *Phys. Rev. A* **90**, 042307 (2014).
- [51] T. Fink and H. Bluhm, arXiv:1402.0235 (2014).
- [52] P. Bethke, R. McNeil, J. Ritzmann, T. Botzem, A. Ludwig, A. Wieck, and H. Bluhm, arXiv:1906.11264 (2014).
- [53] F. Sakuldee and L. Cywiński, arXiv:1907.05165 (2019).