

Photoinduced electron-electron pairing in the extended Falicov-Kimball model

Ryo Fujiuchi¹, Tatsuya Kaneko², Yukinori Ohta¹, and Seiji Yunoki^{2,3,4}

¹*Department of Physics, Chiba University, Chiba 263-8522, Japan*

²*Computational Condensed Matter Physics Laboratory,*

RIKEN Cluster for Pioneering Research (CPR), Wako, Saitama 351-0198, Japan

³*Computational Quantum Matter Research Team,*

RIKEN Center for Emergent Matter Science (CEMS), Wako, Saitama 351-0198, Japan

⁴*Computational Materials Science Research Team,*

RIKEN Center for Computational Science (R-CCS), Kobe, Hyogo 650-0047, Japan

(Dated: February 2, 2022)

By employing the time-dependent exact diagonalization method, we investigate the photoexcited states of the excitonic insulator in the extended Falicov-Kimball model (EFKM). We here show that the pulse irradiation can induce the interband electron-electron pair correlation in the photoexcited states, while the excitonic electron-hole pair correlation in the initial ground state is strongly suppressed. We also show that the photoexcited states contains the eigenstates of the EFKM with a finite number of interband electron-electron pairs, which are responsible for the enhancement of the electron-electron pair correlation. The mechanism found here is due to the presence of the internal SU(2) pairing structure in the EFKM and thus it is essentially the same as that for the photoinduced η -pairing in the repulsive Hubbard model reported recently [T. Kaneko *et al.*, Phys. Rev. Lett. **122**, 077002 (2019)]. This also explains why the nonlinear optical response is effective to induce the electron-electron pairs in the photoexcited states of the EFKM. Furthermore, we show that, unlike the η -pairing in the Hubbard model, the internal SU(2) structure is preserved even for a nonbipartite lattice when the EFKM has the direct-type band structure, in which the pulse irradiation can induce the electron-electron pair correlation with momentum $\mathbf{q} = \mathbf{0}$ in the photoexcited states. We also discuss briefly the effect of a perturbation that breaks the internal SU(2) structure.

I. INTRODUCTION

Physics of the excitonic order and excitonic insulator [1–3] has attracted renewed attention [4–6], triggered by recent discoveries of a number of candidate materials. The excitonic order is described as a quantum condensed state of electron-hole pairs (or excitons) via interband Coulomb interactions [1–3], and the insulator realized by the excitonic order or strong excitonic correlation is called the excitonic insulator. As the promising candidates among transition-metal compounds, the possible realization of spin-singlet excitonic phase has been suggested in the transition-metal chalcogenides 1T-TiSe₂ [7–12] and Ta₂NiSe₅ [13–18].

Recently, the pump-probe measurements are applied to these candidate materials [19–29], and the nonequilibrium dynamics of the excitonic insulators induced by laser pulse have also been investigated theoretically [30–33]. In 1T-TiSe₂, the pump-probe measurements have been used to extract the excitonic contribution from the electron-phonon coupled charge density wave state [19–24]. In Ta₂NiSe₅, the pump fluence dependent gap narrowing and opening [25], coherent order parameter oscillations [27, 28], and insulator-to-metal transition [29] have been observed as indications of an excitonic order. Concurrently with the experiments, the theories for the photoinduced dynamics of the excitonic insulator have been developed by using the Hartree-Fock and GW approximations [30–33]. However, since these theoretical studies employed the approximations, the numerically exact analysis based on unbiased methods is desirable in order to provide new insight for the photoinduced dy-

namics of the excitonic insulator.

Here, in this paper, we employ the time-dependent exact diagonalization method to investigate the pulse excited states of the extended Falicov-Kimball model (EFKM), which is the simplest spinless model for describing the excitonic insulator [34–40]. In particular, we demonstrate that the interband electron-electron pair correlation can be photoinduced in the excitonic insulator of the EFKM, in analogy with the photoinduced η -pairing in the Hubbard model, where the pair density wave like correlation is induced by the pulse irradiation in the Mott insulator [41]. By decomposing the photoexcited states into the eigenstates of the EFKM, we show that the photoexcited states have a finite weight of the eigenstates with a finite number of electron-electron pairs, thus enhancing the electron-electron pair correlation in the photoexcited states. The mechanism found here is due to the presence of the internal SU(2) pairing structure in the EFKM, which is in principle the same as that for the photoinduced η -pairing in the Hubbard model [41]. Furthermore, we show that, in contrast to the η -pairing in the Hubbard model, this internal SU(2) structure is preserved even for a nonbipartite lattice when the EFKM has the direct-type electron and hole band structure, in which the electron-electron pair correlation with momentum $\mathbf{q} = \mathbf{0}$ can be induced by the pulse irradiation.

The rest of this paper is organized as follows. In Sec. II, we introduce the EFKM, and discuss the internal SU(2) structure of the model and the relation to the Hubbard models. In Sec. III, we briefly describe the numerical method to calculate the dynamics of the time-dependent

Hamiltonian. In Sec. IV, we provide the numerical results for the one-dimensional (1D) chain and the two-dimensional (2D) square and triangular lattices. The paper is concluded in Sec. V. The photoinduced interband η -pairing is discussed for the EFKM with the indirect-gap-type band structure in Appendix A.

II. MODEL

A. Extended Falicov-Kimball model (EFKM)

To study the effects of photoexcitation in an excitonic insulator, we consider the EFKM at half filling. The model is defined by the following Hamiltonian:

$$\hat{\mathcal{H}} = - \sum_{\langle i,j \rangle} \sum_{\alpha=1,2} t_h^{(\alpha)} \left(\hat{c}_{i,\alpha}^\dagger \hat{c}_{j,\alpha} + \text{H.c.} \right) + \frac{D}{2} \sum_{j=1}^L (\hat{n}_{j,2} - \hat{n}_{j,1}) + U \sum_{j=1}^L \hat{n}_{j,1} \hat{n}_{j,2}, \quad (1)$$

where $\hat{c}_{j,\alpha}$ ($\hat{c}_{j,\alpha}^\dagger$) is the annihilation (creation) operator of an electron at site j with orbital α ($= 1, 2$), and $\hat{n}_{j,\alpha} = \hat{c}_{j,\alpha}^\dagger \hat{c}_{j,\alpha}$. The sum indicated by $\langle i, j \rangle$ runs over all pairs of nearest-neighbor sites i and j with the hopping parameter $t_h^{(\alpha)}$ that depends on the orbital. D (> 0) is the energy level splitting between the two orbitals and U (> 0) is the interband repulsive interaction, which gives rise to the strong electron-hole pair (i.e., exciton) correlation. L is the number of lattice sites, and N_α is the total number of electrons for each orbital α ($= 1, 2$).

The sum of the first and second terms of Eq. (1) may be written in momentum (\mathbf{k}) space as

$$\hat{\mathcal{H}}_0 = \sum_{\mathbf{k}, \alpha} \epsilon_\alpha(\mathbf{k}) \hat{c}_{\mathbf{k}, \alpha}^\dagger \hat{c}_{\mathbf{k}, \alpha} \quad (2)$$

with

$$\epsilon_1(\mathbf{k}) = -2t_h^{(1)} \sum_{\tau} \cos k_{\tau} - \frac{D}{2} \quad (3)$$

and

$$\epsilon_2(\mathbf{k}) = -2t_h^{(2)} \sum_{\tau} \cos k_{\tau} + \frac{D}{2}, \quad (4)$$

where $k_{\tau} = \mathbf{k} \cdot \mathbf{a}_{\tau}$ and \mathbf{a}_{τ} is the vector between the nearest-neighbor sites i and j . Here, we implicitly assume that the hoppings are finite between sites connected through the primitive translation vectors and the unit cell contains only a single site. Figure 1(a) shows a schematic band structure of the EFKM with $t_h^{(1)} \cdot t_h^{(2)} < 0$ and $U = 0$, which is a direct-gap-type semimetal [42]. At half filling, i.e., $N_1 + N_2 = L$, the ground state of the EFKM for large U is an insulator [see Fig. 1(b)] with the strong excitonic correlation [18]. Note that, when $t_h^{(1)} = t_h^{(2)}$, the EFKM is

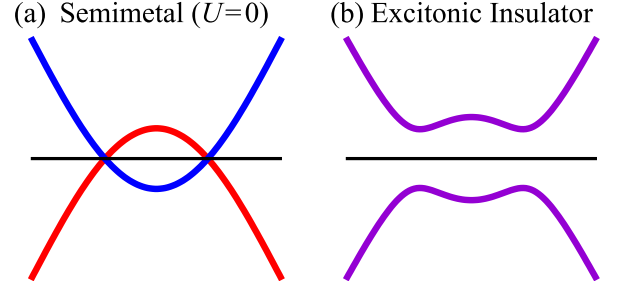


FIG. 1. Schematic band structures of (a) a semimetal ($U = 0$) and (b) an excitonic insulator in the EFKM with $t_h^{(1)} \cdot t_h^{(2)} < 0$.

essentially equivalent to the Hubbard model. Therefore, as in the case of the Hubbard model, the EFKM with $t_h^{(1)} = t_h^{(2)}$ has the internal $SU(2)$ structure defined by the η -pairing operators [43–45]. Below, we will show that the EFKM with $t_h^{(1)} = -t_h^{(2)}$ displays the different internal $SU(2)$ structure defined by interband electron-electron pairing operators, which we refer to as Δ -pairing operators. Most importantly, this internal $SU(2)$ structure is realized even for nonbipartite lattices and therefore it is not simply obtained by a local gauge transformation from the Hubbard model (see Sec. IID 1).

B. Internal $SU(2)$ structure in EFKM

In order to consider the interband electron-electron pairing in the EFKM, let us first introduce the following operators:

$$\hat{\Delta}_j^+ = \hat{c}_{j,2}^\dagger \hat{c}_{j,1}^\dagger, \quad \hat{\Delta}_j^- = \hat{c}_{j,1} \hat{c}_{j,2}, \quad (5)$$

and

$$\hat{\Delta}_j^z = \frac{1}{2} (\hat{n}_{j,1} + \hat{n}_{j,2} - 1). \quad (6)$$

We can easily show that these operators satisfy the $SU(2)$ commutation relations, i.e.,

$$[\hat{\Delta}_j^+, \hat{\Delta}_j^-] = 2\hat{\Delta}_j^z, \quad (7)$$

$$[\hat{\Delta}_j^z, \hat{\Delta}_j^\pm] = \pm \hat{\Delta}_j^\pm. \quad (8)$$

Similarly, we introduce the total $\hat{\Delta}$ operators as

$$\hat{\Delta}^+ = \sum_j \hat{c}_{j,2}^\dagger \hat{c}_{j,1}^\dagger = \sum_{\mathbf{k}} \hat{c}_{-\mathbf{k},2}^\dagger \hat{c}_{\mathbf{k},1}^\dagger, \quad (9)$$

$$\hat{\Delta}^- = \sum_j \hat{c}_{j,1} \hat{c}_{j,2} = \sum_{\mathbf{k}} \hat{c}_{\mathbf{k},1} \hat{c}_{-\mathbf{k},2}, \quad (10)$$

and

$$\hat{\Delta}_z = \frac{1}{2} \sum_j (\hat{n}_{j,1} + \hat{n}_{j,2} - 1), \quad (11)$$

which also satisfy the SU(2) commutation relations, i.e.,

$$[\hat{\Delta}^+, \hat{\Delta}^-] = 2\hat{\Delta}^z, \quad [\hat{\Delta}^z, \hat{\Delta}^\pm] = \pm\hat{\Delta}^\pm, \quad (12)$$

and are referred to as Δ -pairing operators. Defining the total Δ -pairing operator as

$$\hat{\Delta}^2 = \frac{1}{2}(\hat{\Delta}^+ \hat{\Delta}^- + \hat{\Delta}^- \hat{\Delta}^+) + \hat{\Delta}_z^2, \quad (13)$$

we can also easily show that

$$[\hat{\Delta}^2, \hat{\Delta}_z] = 0 \quad (14)$$

The essential property of the Δ -pairing operators is

$$\begin{aligned} [\hat{\mathcal{H}}_0, \hat{\Delta}^+] &= \sum_{\mathbf{k}} [\epsilon_1(\mathbf{k}) + \epsilon_2(-\mathbf{k})] \hat{c}_{-\mathbf{k},2}^\dagger \hat{c}_{\mathbf{k},1}^\dagger \\ &= -2 \left(t_h^{(1)} + t_h^{(2)} \right) \sum_{\tau, \mathbf{k}} \cos(k_\tau) \hat{c}_{-\mathbf{k},2}^\dagger \hat{c}_{\mathbf{k},1}^\dagger \end{aligned} \quad (15)$$

and therefore $[\hat{\mathcal{H}}_0, \hat{\Delta}^+] = 0$ when $t_h^{(1)} = -t_h^{(2)}$. A similar relation holds for $\hat{\Delta}^-$ and thus $[\hat{\mathcal{H}}_0, \hat{\Delta}^\pm] = 0$ when $t_h^{(1)} = -t_h^{(2)}$. The commutation relation for the third term of Eq (1), $\hat{\mathcal{H}}_U = U \sum_j \hat{n}_{j,1} \hat{n}_{j,2}$, is given by $[\hat{\mathcal{H}}_U, \hat{\Delta}^\pm] = \pm U \hat{\Delta}^\pm$. Hence, we have the relation

$$[\hat{\mathcal{H}}, \hat{\Delta}^\pm] = \pm U \hat{\Delta}^\pm \quad (16)$$

for the EFKM with $t_h^{(1)} = -t_h^{(2)}$. Using this commutation relation and the definition of $\hat{\Delta}_z$ in Eq. (11), we can show that $\hat{\mathcal{H}}$ commutes with $\hat{\Delta}^2$ and $\hat{\Delta}_z$, i.e.,

$$[\hat{\mathcal{H}}, \hat{\Delta}^2] = [\hat{\mathcal{H}}, \hat{\Delta}_z] = 0, \quad (17)$$

when $t_h^{(1)} = -t_h^{(2)}$. In this paper, we refer to a model as preserving the internal SU(2) structure with respect to the Δ -pairing operators, if the model described by Hamiltonian $\hat{\mathcal{H}}$ satisfies the commutation relations given in Eq. (17) with the Δ -pairing operators that themselves satisfy the SU(2) commutation relations in Eq. (12) [46].

Eqs. (14) and (17) imply that any eigenstate of $\hat{\mathcal{H}}$ is also the eigenstate of $\hat{\Delta}^2$ and $\hat{\Delta}_z$ with eigenvalues $\Delta(\Delta + 1)$ and Δ_z , respectively [47]. We denote this eigenstate as $|\Delta, \Delta_z\rangle$. Assuming that $N_1 \geq N_2$ and $L - N_1 + N_2$ is even, $|\Delta, \Delta_z\rangle$ can take $\Delta = 0, 1, 2, \dots, (L - N_1 + N_2)/2$ and $\Delta_z = -\Delta, -\Delta + 1, \dots, \Delta - 1, \Delta$. Note that $\Delta_z = 0$ at half filling with $N_1 + N_2 = L$. The state $|\Delta, \Delta_z = -\Delta\rangle$ is the lowest weight state (LWS) that satisfies $\hat{\Delta}^- |\Delta, \Delta_z = -\Delta\rangle = 0$ [44, 45]. The other eigenstates with Δ can be generated from the LWS by applying $\hat{\Delta}^+$. For example, the eigenstate with finite $\Delta (> 0)$ at half filling $\Delta_z = 0$ is given as $|\Delta, \Delta_z = 0\rangle \propto (\hat{\Delta}^+)^{\Delta} |\Delta, \Delta_z = -\Delta\rangle$, indicating that a Δ -pairing state is generated from a hole-doped state (i.e., $\Delta_z < 0$). Note also that, because of Eq. (16),

the energy is increased (decreased) by U every time that $\hat{\Delta}^+$ ($\hat{\Delta}^-$) is applied to the eigenstate of $\hat{\mathcal{H}}$.

Similarly, the EFKM with $t_h^{(1)} = t_h^{(2)}$ (i.e., the indirect-gap-type band structure) has the internal SU(2) structure with respect to the interband η -pairing operators defined as $\hat{\eta}^+ = \sum_j (-1)^j \hat{c}_{j,2}^\dagger \hat{c}_{j,1}^\dagger$, $\hat{\eta}^- = \sum_j (-1)^j \hat{c}_{j,1} \hat{c}_{j,2}$, and $\hat{\eta}_z = \frac{1}{2} \sum_j (\hat{n}_{j,1} + \hat{n}_{j,2} - 1)$. The details are discussed in Appendix A.

C. External field

The time-dependent external field is introduced in the hopping term of Eq. (1) via the Peierls phase as

$$t_h^{(\alpha)} \hat{c}_{i,\alpha}^\dagger \hat{c}_{j,\alpha} \rightarrow t_h^{(\alpha)} e^{-i\mathbf{A}(t) \cdot (\mathbf{R}_i - \mathbf{R}_j)} \hat{c}_{i,\alpha}^\dagger \hat{c}_{j,\alpha}, \quad (18)$$

where \mathbf{R}_j is the position of site j and $\mathbf{A}(t) = A(t)\mathbf{d}_A$ is the time-dependent vector potential along the direction \mathbf{d}_A , thus corresponding to applying the time-dependent electric field along \mathbf{d}_A . The velocity of light c , elementary charge e , Planck constant \hbar , and the lattice constant are all set to 1. In this paper, we consider a pump pulse given as

$$A(t) = A_0 e^{-(t-t_0)^2/(2\sigma_p^2)} \cos[\omega_p(t-t_0)] \quad (19)$$

with the amplitude A_0 and frequency ω_p . This pulse has a width σ_p and is centered at time $t_0 (> 0)$ [48–52].

D. Relation to the Hubbard models

It is well known that the EFKM with $t_h^{(1)} = -t_h^{(2)}$ can be transformed to the repulsive and attractive Hubbard models in the pseudospin representation [34]. Here, we summarize the relation among the EFKM with $t_h^{(1)} = -t_h^{(2)}$, the repulsive Hubbard model, and the attractive Hubbard model, to emphasize the difference of the condition under which the internal SU(2) structure is preserved.

1. Repulsive Hubbard model

The EFKM with $t_h^{(2)} = -t_h^{(1)} = t_h$ can be transformed into the repulsive Hubbard model by the following gauge transformation:

$$\begin{aligned} \hat{c}_{j,1} &\rightarrow (-1)^j \hat{d}_{j,\uparrow} \\ \hat{c}_{j,2} &\rightarrow \hat{d}_{j,\downarrow} \end{aligned} \quad (20)$$

Indeed, the EFKM $\hat{\mathcal{H}}$ is transformed as

$$\begin{aligned} \hat{\mathcal{H}} &\rightarrow \hat{\mathcal{H}}_R = -t_h \sum_{\langle i,j \rangle, \sigma} \left(\hat{d}_{i,\sigma}^\dagger \hat{d}_{j,\sigma} + \text{H.c.} \right) \\ &\quad - \frac{D}{2} \sum_j (\hat{n}_{j,\uparrow} - \hat{n}_{j,\downarrow}) + U \sum_j \hat{n}_{j,\uparrow} \hat{n}_{j,\downarrow} \end{aligned} \quad (21)$$

provided that the hoppings are finite between sites on different sublattices. Here, $\hat{n}_{j,\sigma} = \hat{d}_{j,\sigma}^\dagger \hat{d}_{j,\sigma}$ and $\sigma = \uparrow, \downarrow$. $\hat{\mathcal{H}}_R$ is the repulsive Hubbard model in the presence of a Zeeman coupling with a magnetic field D .

Under the transformation in Eq. (20), the excitonic (electron-hole) pair operator is transformed as

$$\hat{c}_{j,2}^\dagger \hat{c}_{j,1} \rightarrow (-1)^j \hat{d}_{j,\downarrow}^\dagger \hat{d}_{j,\uparrow}, \quad (22)$$

thus corresponding to the antiferromagnetic operator in the Hubbard model $\hat{\mathcal{H}}_R$. The local Δ -pairing operators are transformed as

$$\begin{aligned} \hat{\Delta}_j^+ &= \hat{c}_{j,2}^\dagger \hat{c}_{j,1}^\dagger \rightarrow (-1)^j \hat{d}_{j,\downarrow}^\dagger \hat{d}_{j,\uparrow}^\dagger \\ \hat{\Delta}_j^z &= \frac{1}{2} (\hat{n}_{j,1} + \hat{n}_{j,2} - 1) \rightarrow \frac{1}{2} (\hat{n}_{j,\uparrow} + \hat{n}_{j,\downarrow} - 1), \end{aligned} \quad (23)$$

which correspond to the η -pairing operators in the Hubbard model $\hat{\mathcal{H}}_R$, and therefore the total Δ -pairing operators, $\hat{\Delta}^\pm$ and $\hat{\Delta}^z$, are transformed to the total η -pairing operators in the Hubbard model $\hat{\mathcal{H}}_R$ when the model is defined on bipartite lattices [43–45].

It is now clear that the internal SU(2) structure of the EFKM with $t_h^{(1)} = -t_h^{(2)}$ in terms of the Δ -pairing operators corresponds to that of the Hubbard model with respect to the η -pairing operators. Here, there are two important remarks. First, this correspondence is true only when the model is defined on bipartite lattices. Second, the bipartite condition for lattices (and thus L being necessarily even) is required to show the internal SU(2) structure of the repulsive Hubbard model in terms of the η -pairing operators [43–45], whereas this condition is not assumed to show the internal SU(2) structure of the EFKM with $t_h^{(1)} = -t_h^{(2)}$. Therefore, in this sense, the model space preserving the internal SU(2) structure is larger for the EFKM than the repulsive Hubbard model.

The same transformation in Eq. (20) can transform the hopping term in the presence of the Peierls phase in Eq. (18) as

$$\begin{aligned} \sum_{\alpha} t_h^{(\alpha)} e^{-i\mathbf{A}(t) \cdot (\mathbf{R}_i - \mathbf{R}_j)} \hat{c}_{i,\alpha}^\dagger \hat{c}_{j,\alpha} \\ \rightarrow t_h \sum_{\sigma} e^{-i\mathbf{A}(t) \cdot (\mathbf{R}_i - \mathbf{R}_j)} \hat{d}_{i,\sigma}^\dagger \hat{d}_{j,\sigma}, \end{aligned} \quad (24)$$

which is exactly the hopping term with the Peierls phase in the Hubbard model. Note that here the hoppings are assumed to be finite only between sites on different sublattices. Therefore, even the photoinduced dynamics of the EFKM with $t_h^{(1)} = -t_h^{(2)}$ is equivalent to the repulsive Hubbard model when the lattice has a bipartite structure. Hence, we expect that Δ -pairing is photoinduced in the excitonic insulator of the EFKM, which corresponds to the photoinduced η -pairing in the Mott insulator of the Hubbard model found in Ref. [41].

2. Attractive Hubbard model

It is also instructive to consider the correspondence between the EFKM and the attractive Hubbard model. Since the repulsive Hubbard model and the attractive Hubbard model are mutually transformed via the so-called Shiba transformation [45, 53], it is obvious that the EFKM with $t_h^{(2)} = -t_h^{(1)} = t_h$ can also be transformed into the attractive Hubbard model. For example, the following transformation

$$\begin{aligned} \hat{c}_{j,1} &\rightarrow \hat{d}_{j,\uparrow}^\dagger \\ \hat{c}_{j,2} &\rightarrow \hat{d}_{j,\downarrow} \end{aligned} \quad (25)$$

can transform the EFKM $\hat{\mathcal{H}}$ as

$$\begin{aligned} \hat{\mathcal{H}} \rightarrow \hat{\mathcal{H}}_A &= -t_h \sum_{\langle i,j \rangle, \sigma} \left(\hat{d}_{i,\sigma}^\dagger \hat{d}_{j,\sigma} + \text{H.c.} \right) \\ &+ \frac{D}{2} \sum_j (\hat{n}_{j,\uparrow} + \hat{n}_{j,\downarrow} - 1) \\ &- U \sum_j \hat{n}_{j,\uparrow} \hat{n}_{j,\downarrow} + U \sum_j \hat{n}_{j,\downarrow}. \end{aligned} \quad (26)$$

We should emphasize that here we do not assume the sublattice condition necessary for the transformation from the EFKM to the repulsive Hubbard model in Eq. (21).

The same transformation transforms the excitonic pair operator as

$$\hat{c}_{j,2}^\dagger \hat{c}_{j,1} \rightarrow \hat{d}_{j,\downarrow}^\dagger \hat{d}_{j,\uparrow}^\dagger, \quad (27)$$

which is the on-site superconducting pair operator in the attractive Hubbard model $\hat{\mathcal{H}}_A$. The local Δ -pairing operators are transformed as

$$\begin{aligned} \hat{\Delta}_j^+ &= \hat{c}_{j,2}^\dagger \hat{c}_{j,1}^\dagger \rightarrow \hat{d}_{j,\downarrow}^\dagger \hat{d}_{j,\uparrow}^\dagger \\ \hat{\Delta}_j^z &= \frac{1}{2} (\hat{n}_{j,1} + \hat{n}_{j,2} - 1) \rightarrow -\frac{1}{2} (\hat{n}_{j,\uparrow} - \hat{n}_{j,\downarrow}), \end{aligned} \quad (28)$$

corresponding to the spin operators in the attractive Hubbard model $\hat{\mathcal{H}}_A$, and therefore the total Δ -pairing operators, $\hat{\Delta}^\pm$ and $\hat{\Delta}^z$, are transformed to the total spin operators in the attractive Hubbard model $\hat{\mathcal{H}}_A$. The internal SU(2) structure of the EFKM with respect to the Δ -pairing operators thus corresponds to that of the attractive Hubbard model with respect to the spin operators. Note that these correspondences do not require a bipartite lattice structure.

However, the photoexcited dynamics of the EFKM with $t_h^{(1)} = -t_h^{(2)}$ is different from those of the attractive Hubbard model. This is simply because the transformation in Eq. (25) transforms the hopping term with the Peierls phase in Eq. (18) as

$$\begin{aligned} \sum_{\alpha} t_h^{(\alpha)} e^{-i\mathbf{A}(t) \cdot (\mathbf{R}_i - \mathbf{R}_j)} \hat{c}_{i,\alpha}^\dagger \hat{c}_{j,\alpha} \\ \rightarrow t_h e^{+i\mathbf{A}(t) \cdot (\mathbf{R}_i - \mathbf{R}_j)} \hat{d}_{i,\uparrow}^\dagger \hat{d}_{j,\uparrow}^\dagger \\ + t_h e^{-i\mathbf{A}(t) \cdot (\mathbf{R}_i - \mathbf{R}_j)} \hat{d}_{i,\downarrow}^\dagger \hat{d}_{j,\downarrow}, \end{aligned} \quad (29)$$

which is different from the hopping term with the Peierls phase in the attractive Hubbard model $\hat{\mathcal{H}}_A$. The difference of the photoexcited dynamics has been discussed in the context of the repulsive and attractive Hubbard models [54].

III. METHOD

In the presence of the external field $\mathbf{A}(t)$, the Hamiltonian becomes time-dependent, $\hat{\mathcal{H}} \rightarrow \hat{\mathcal{H}}(t)$. To evaluate the state $|\Psi(t)\rangle$ under the time-dependent Hamiltonian $\hat{\mathcal{H}}(t)$, we solve the time-dependent Schrödinger equation numerically with the initial condition $|\Psi(t=0)\rangle = |\psi_0\rangle$, where $|\psi_0\rangle$ is the ground state of $\hat{\mathcal{H}}$. We employ the time-dependent exact-diagonalization (ED) method based on the Lanczos algorithm [55, 56]. In this method, the time evolution with a short time step δt is calculated as

$$|\Psi(t + \delta t)\rangle \simeq e^{-i\hat{\mathcal{H}}(t)\delta t} |\Psi(t)\rangle \\ \simeq \sum_{\ell=1}^{M_L} e^{-i\xi_\ell \delta t} |\tilde{\psi}_\ell\rangle \langle \tilde{\psi}_\ell | \Psi(t)\rangle, \quad (30)$$

where ξ_ℓ and $|\tilde{\psi}_\ell\rangle$ are eigenenergies and eigenvectors of $\hat{\mathcal{H}}(t)$, respectively, in the corresponding Krylov subspace generated by M_L Lanczos iterations [51, 55, 56]. We use a finite-size cluster of L (even) sites with periodic boundary conditions (PBC). We adopt $\delta t = 0.01/t_h$ and $M_L = 15$ for the time evolution, which provides results with an almost machine-precision accuracy.

In order to detect the photoinduced Δ -pairing, we calculate the time evolution of the on-site electron-electron pair correlation function defined as

$$P(j, t) = \frac{1}{L} \sum_i \langle \Psi(t) | \left(\hat{\Delta}_{i+j}^+ \hat{\Delta}_i^- + \text{H.c.} \right) | \Psi(t) \rangle \quad (31)$$

and the corresponding structure factor

$$P(\mathbf{q}, t) = \sum_j e^{i\mathbf{q} \cdot \mathbf{R}_j} P(j, t). \quad (32)$$

Notice that $P(j, t)$ at $j = 0$ is proportional to the double occupancy $n_d(t)$, i.e.,

$$P(j=0, t) = \frac{2}{L} \sum_i \langle \Psi(t) | \hat{n}_{i,1} \hat{n}_{i,2} | \Psi(t) \rangle = 2n_d(t). \quad (33)$$

Because the ground state of the EFKM has a strong electron-hole pairing correlation, we also calculate the excitonic correlation function defined as

$$N_X(j, t) = \frac{1}{L} \sum_i \langle \Psi(t) | \left(\hat{b}_{i+j}^\dagger \hat{b}_i + \text{H.c.} \right) | \Psi(t) \rangle \quad (34)$$

and the structure factor

$$N_X(\mathbf{q}, t) = \sum_j e^{i\mathbf{q} \cdot \mathbf{R}_j} N_X(j, t), \quad (35)$$

where $b_j^\dagger = c_{j,2}^\dagger c_{j,1}$ is the creation operator of an exciton.

Hereafter, we define $t_h \equiv |t_h^{(1)}|$ and use t_h (t_h^{-1}) as the unit of energy (time). We set the total number of electrons $N = N_1 + N_2$ to be L , i.e., half filling. Note that the number N_α of electrons for each orbital α ($= 1, 2$) is conserved even in the presence of the external field in Eq. (18). N_α depends on the values of D and U . The results shown in the next section are for $t_h^{(2)} = -t_h^{(1)} > 0$ and $D > 0$ with $N_1 > N_2$.

IV. NUMERICAL RESULTS

The correspondence shown in Sec. IID 1 implies that Δ -pairing can be photoinduced in the excitonic insulator of the EFKM with the direct-gap-type band structure (i.e., $t_h^{(1)} = -t_h^{(2)}$). Because the η -pairing in the Hubbard model studied previously in Ref. [41] corresponds to the EFKM with $t_h^{(1)} = -t_h^{(2)}$ and $D = 0$, here we focus on the case with $D \neq 0$ as well as a nonbipartite lattice. The photoinduced interband η -pairing in the EFKM with the indirect-gap-type band structure (i.e., $t_h^{(1)} = t_h^{(2)}$) is discussed in Appendix A.

A. 1D system

First, we show the results for the 1D EFKM with $t_h^{(2)} = -t_h^{(1)} = t_h$. Here, we set the vector potential $\mathbf{A}(t) = A(t)\mathbf{e}_x$ along the chain direction, i.e. $t_h^{(\alpha)} \hat{c}_{j,\alpha}^\dagger \hat{c}_{j+1,\alpha} \rightarrow t_h^{(\alpha)} e^{iA(t)} \hat{c}_{j,\alpha}^\dagger \hat{c}_{j+1,\alpha}$. We assume that $U = 8t_h$ and $D = 0.75t_h$ in $L = 16$, for which the ground state of the 1D EFKM, i.e., the initial state before the pulse irradiation, is the excitonic insulator with $N_1 = 12$ and $N_2 = 4$ (see Fig. 2).

Figure 3(a) shows the time evolution of the real-space electron-electron pair correlation function $P(j, t)$. We confirm the enhancement of $P(j, t)$ at $j = 0$, corresponding to $n_d(t)$, by the pulse irradiation, which is similar to the case in the Hubbard model [41]. As we expected, the electron-electron pair correlation $P(j \neq 0, t)$ is also enhanced by the pulse irradiation and becomes positive for all sites. As shown in Fig. 3(b), the pair correlation after the pulse irradiation extends to longer distances over the cluster, while the pair correlation is essentially absent in the initial excitonic insulating state before the pulse irradiation. It is also clear that the sign of $P(j, t)$ is positive for all sites, and consequently the pair structure factor $P(q, t)$ shows a sharp peak at $q = 0$ [see Fig. 3(d)]. The time evolution of $P(q, t)$ and the excitonic structure factor $N_X(q, t)$ are also calculated at $q = 0$ in Fig. 3(c). The excitonic correlation $N_X(q = 0, t)$ is indeed large in the initial state, as shown also in Fig. 2(a), and is significantly suppressed by the pulse irradiation. In contrast, the pair correlation $P(q = 0, t)$ is strongly enhanced despite that it is exactly zero before the pulse irradiation.

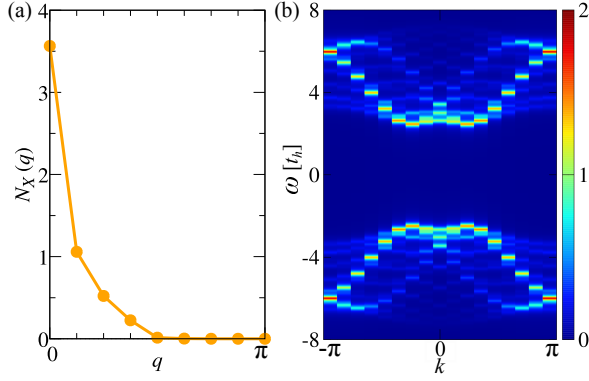


FIG. 2. (a) Excitonic (i.e., electron-hole pair) structure factor $N_X(q)$ and (b) single-particle excitation spectrum $A(k, \omega)$ for the ground state of the 1D EFKM with $t_h^{(2)} = -t_h^{(1)} = t_h$, $U = 8t_h$, and $D = 0.75t_h$ in $L = 16$, where $N_1 = 12$ and $N_2 = 4$. The Fermi energy is set at $\omega = 0$ in (b). Here, the single-particle excitation spectrum is defined as $A(k, \omega) = \sum_{\alpha} \langle \psi_0 | \hat{c}_{k,\alpha}^\dagger \delta_{\gamma}(\omega + \hat{\mathcal{H}} - E_0) \hat{c}_{k,\alpha} | \psi_0 \rangle + \sum_{\alpha} \langle \psi_0 | \hat{c}_{k,\alpha} \delta_{\gamma}(\omega - \hat{\mathcal{H}} + E_0) \hat{c}_{k,\alpha}^\dagger | \psi_0 \rangle$, where $\hat{c}_{k,\alpha}^\dagger$ is the Fourier transform of $\hat{c}_{j,\alpha}^\dagger$ [also see Eq. (36)]. The broadening factor γ in $A(k, \omega)$ is $0.1t_h$.

In order to identify the optimal control parameters for the enhancement of $P(q=0, t)$, Fig. 4(b) shows the contour plot of $P(q=0, t)$ after the pulse irradiation with different values of A_0 and ω_p . As shown in Fig. 4(c), for small A_0 , we find that the peak structure of $P(q=0, t)$ as a function of ω_p are essentially the same as the ground-state optical spectrum

$$\begin{aligned} \chi_{JJ}(\omega) &= \frac{1}{L} \langle \psi_0 | \hat{J} \delta_{\gamma}(\omega - \hat{\mathcal{H}} + E_0) \hat{J} | \psi_0 \rangle \\ &= -\frac{1}{\pi L} \text{Im} \left[\langle \psi_0 | \hat{J} \frac{1}{\omega - \hat{\mathcal{H}} + E_0 + i\gamma} \hat{J} | \psi_0 \rangle \right], \end{aligned} \quad (36)$$

where $|\psi_0\rangle$ is the ground state of $\hat{\mathcal{H}}$ with its energy E_0 ,

$$\hat{J} = i \sum_{j,\alpha} t_h^{(\alpha)} (\hat{c}_{j+1,\alpha}^\dagger \hat{c}_{j,\alpha} - \hat{c}_{j,\alpha}^\dagger \hat{c}_{j+1,\alpha}) \quad (37)$$

is the current operator, and γ is the broadening factor [57, 58]. As discussed later, this can be understood on the basis of the internal SU(2) structure of the EFKM with $t_h^{(1)} = -t_h^{(2)}$. We also notice in Fig. 4(b) that with further increasing A_0 , where the nonlinearity becomes important, the peak structure of $P(q=0, t)$ as a function of ω_p slightly shifts from that of $\chi_{JJ}(\omega)$. The optimal parameters for the enhancement of $P(q=0, t)$ is $\omega_p \sim 7t_h$ and $A_0 \sim 0.4$ for the system studied in Fig. 4. On the other hand, as shown in Fig. 4(a), the excitonic correlation is strongly suppressed in the region where the electron-electron pair correlation is enhanced. We should emphasize that the enhancement of $P(q=0, t)$ cannot be simply explained by a dynamical phase transition induced by effectively varying the model parameters

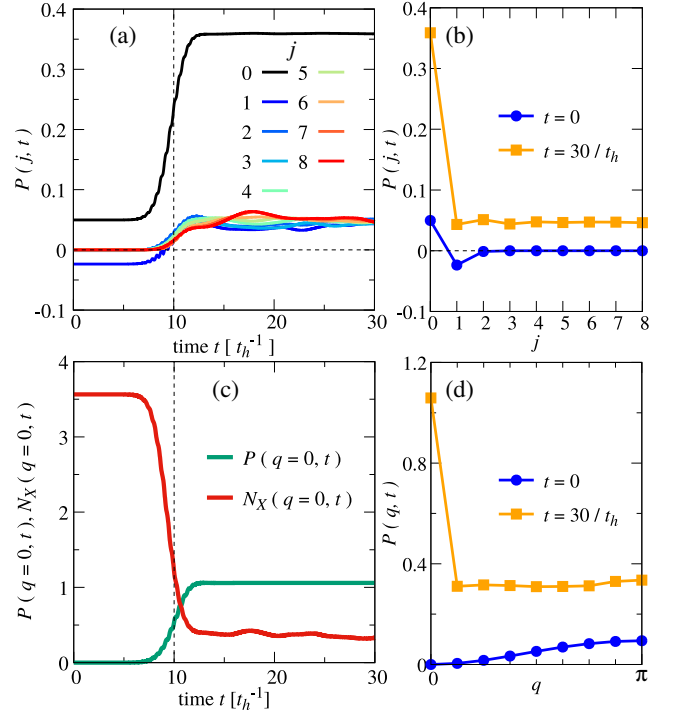


FIG. 3. (a) Time evolution of the on-site electron-electron pair correlation function $P(j, t)$. (b) $P(j, t)$ at $t=0$ (blue circles) and $t=30/t_h$ (orange squares). (c) Time evolution of the electron-electron pair structure factor $P(q, t)$ and the excitonic (i.e., electron-hole pair) structure factor $N_X(q, t)$ at $q=0$. (d) $P(q, t)$ at $t=0$ (blue circles) and $t=30/t_h$ (orange squares). The results are for the 1D EFKM with $t_h^{(2)} = -t_h^{(1)} = t_h$, $U = 8t_h$, and $D = 0.75t_h$ in $L = 16$. In this case, the initial state before the pulse irradiation (i.e., the ground state of the 1D EFKM) has $N_1 = 12$ and $N_2 = 4$. We set $A_0 = 0.4$, $\omega_p = 7t_h$, $\sigma_p = 2/t_h$, and $t_0 = 10/t_h$ for $A(t)$. The vertical dashed lines in (a) and (c) indicate t_0 .

because there is no region in the ground state phase diagram of the EFKM [39], showing large electron-electron pairing correlations.

Two remarks are in order. First, the spike structure of $P(q=0, t)$ found in Fig. 4(b) depends on the system size and is expected to be smooth in the thermodynamic limit ($L \rightarrow \infty$), as in the case for the optical spectrum $\chi_{JJ}(\omega)$, shown in Fig. 4(c), where the spike structure becomes less pronounced and eventually smooth with increasing L [59, 60]. Second, the electron-electron pair structure factor $P(q=0, t)$ is most apparently enhanced in the frequency region of $5t_h \lesssim \omega_p \lesssim 12t_h$, which corresponds approximately to the single-particle excitation gaps at different momenta for the initial state [see Fig. 2(b)].

To understand the origin of the enhancement of the on-site electron-electron pair correlations by the pulse irradiation, let us now elucidate the nature of the photoinduced state $|\Psi(t)\rangle$ in terms of the Δ pairs. For this purpose, we calculate the eigenenergies ε_m and the electron-electron pair structure factors $P(q=0)$ for all the eigenstates $|\psi_m\rangle$

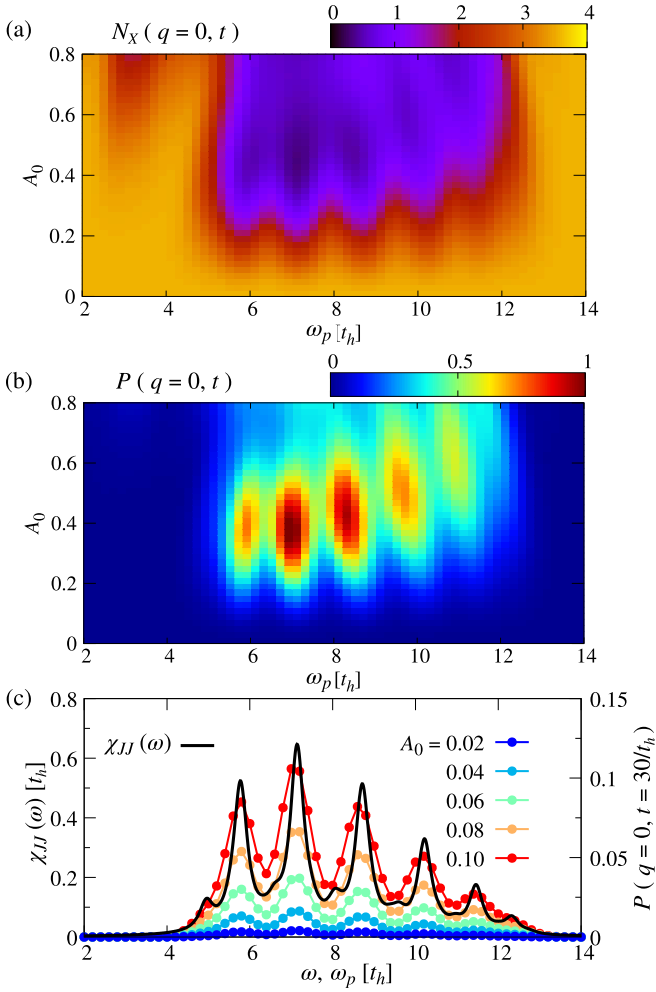


FIG. 4. Contour plots of (a) the excitonic structure factor $N_X(q=0, t)$ averaged from $t = 20/t_h$ to $40/t_h$ and (b) the electron-electron pair structure factor $P(q=0, t)$ at $t = 30/t_h$ in the parameter space of ω_p and A_0 . (c) Optical spectrum $\chi_{JJ}(\omega)$ calculated for the ground state of the EFKM, which is compared with $P(q=0, t=30/t_h)$ as a function of ω_p for different values of A_0 . The results are for the 1D EFKM with $t_h^{(2)} = -t_h^{(1)} = t_h$, $U = 8t_h$, and $D = 0.75t_h$ in $L = 16$. In this case, the initial state before the pulse irradiation (i.e., the ground state of the 1D EFKM) has $N_1 = 12$ and $N_2 = 4$. We set $\sigma_p = 2/t_h$ and $t_0 = 10/t_h$ for $A(t)$. The broadening factor γ in $\chi_{JJ}(\omega)$ is $0.2t_h$ in (c).

of the 1D EFKM $\hat{\mathcal{H}}$ at half filling. As shown in Fig. 5(a), the structure factor $P(q=0)$ for each eigenstate is exactly quantized. This is understood because each eigenstate $|\psi_m\rangle$ of $\hat{\mathcal{H}}$ is also the eigenstate of Δ -pairing operators $\hat{\Delta}^2$ and $\hat{\Delta}_z$ with the eigenvalues Δ and Δ_z , respectively [see Eqs. (14) and (17)]. Therefore, the structure factor

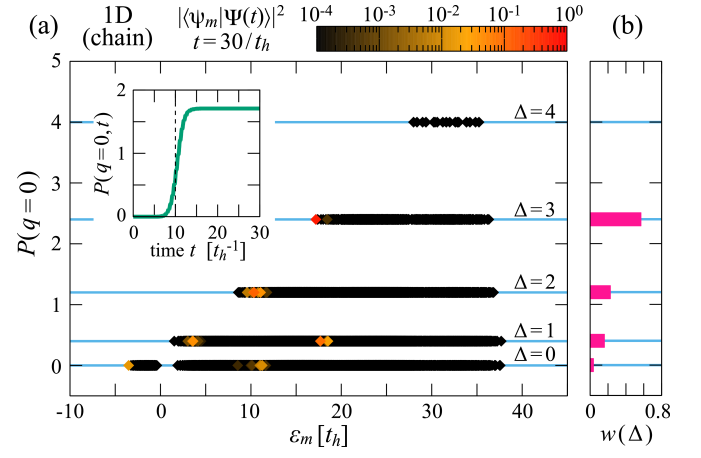


FIG. 5. (a) All the eigenenergies ϵ_m and $P(q=0)$ for the eigenstates $|\psi_m\rangle$ of the half-filled 1D EFKM $\hat{\mathcal{H}}$ with $t_h^{(2)} = -t_h^{(1)} = t_h$ for $L = 10$ under PBC at $U = 8t_h$ and $D = 0.4t_h$, where $N_1 = 6$ and $N_2 = 4$. The color of each point (diamond) indicates the weight $|\langle\psi_m|\Psi(t)\rangle|^2$ of the eigenstate $|\psi_m\rangle$ in the photoinduced state $|\Psi(t)\rangle$ at $t = 30/t_h$ for $A(t)$ with $A_0 = 0.3$, $\omega_p = 7t_h$, $\sigma_p = 2/t_h$, and $t_0 = 10/t_h$. When the eigenstates are degenerate, the color indicates the sum of $|\langle\psi_m|\Psi(t)\rangle|^2$ over these degenerate states. The inset shows the time evolution of $P(q=0, t)$ for $|\Psi(t)\rangle$. (b) The total weight $w(\Delta)$ of $|\langle\psi_m|\Psi(t)\rangle|^2$ over the eigenstates $|\psi_m\rangle$ with the same value of Δ in (a). Note that $\sum_{\Delta} w(\Delta) = 1$.

$P(q=0)$ is given as

$$\begin{aligned} P(q=0) &= \frac{2}{L} \langle\psi_m| \hat{\Delta}^+ \hat{\Delta}^- |\psi_m\rangle \\ &= \frac{2}{L} \langle\psi_m| \left(\hat{\Delta}^2 - \hat{\Delta}_z^2 + \hat{\Delta}_z \right) |\psi_m\rangle \\ &= \frac{2}{L} \Delta(\Delta + 1) \end{aligned} \quad (38)$$

with $\Delta = 0, 1, \dots, N_2$, where $N_2 (\leq N_1)$ is the maximum number of Δ pairs and we have used $\Delta_z = 0$ at half filling. Thus, the quantized value corresponds to the eigenvalue Δ of $\hat{\Delta}^2$ for the eigenstate $|\psi_m\rangle$ of $\hat{\mathcal{H}}$.

We can construct the eigenstate with the number N_{Δ} of Δ pairs from the LWS for the Δ -pairing operators as

$$|\psi_{N_{\Delta}}\rangle \propto \left(\hat{\Delta}^+ \right)^{N_{\Delta}} \left| \Delta = \frac{L}{2} - \frac{N_1 + N_2 - 2N_{\Delta}}{2}, \Delta_z = -\Delta \right\rangle, \quad (39)$$

where we assume that there are N_1 and N_2 electrons for orbitals 1 and 2, respectively, in $|\psi_{N_{\Delta}}\rangle$, and $L \geq N_1 + N_2 - 2N_{\Delta}$. Since we are at half filling, i.e., $N_1 + N_2 = L$, $|\psi_{N_{\Delta}}\rangle \propto \left(\hat{\Delta}^+ \right)^{N_{\Delta}} |\Delta = N_{\Delta}, \Delta_z = -\Delta\rangle \propto |\Delta = N_{\Delta}, \Delta_z = 0\rangle$. Therefore, in this case, $\langle\psi_{N_{\Delta}}| \hat{\Delta}^+ \hat{\Delta}^- |\psi_{N_{\Delta}}\rangle = N_{\Delta}(N_{\Delta} + 1)$ and thus $P(q=0) = 2N_{\Delta}(N_{\Delta} + 1)/L$. Comparing with Eq. (38), we can thus notice that the eigenvalue Δ of $\hat{\Delta}^2$ for $|\psi_m\rangle$ corresponds

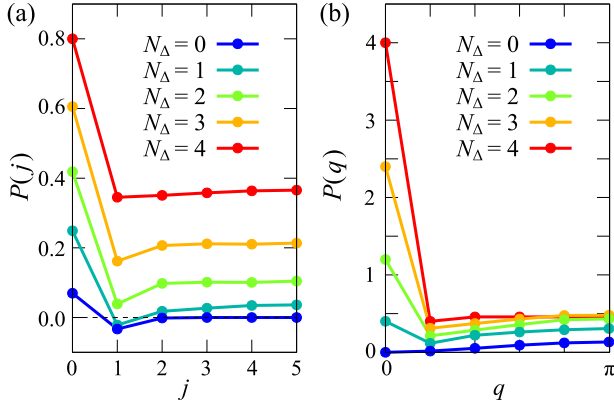


FIG. 6. (a) On-site electron-electron pair correlation function $P(j)$ and (b) the corresponding structure factor $P(q)$ for the half-filled eigenstate $|\psi_{N_\Delta}\rangle$ with the different number N_Δ of Δ pairs. The eigenstate $|\psi_{N_\Delta}\rangle$ is constructed from the exact ground state of the 1D EFKM with $N_1 - N_\Delta$ and $N_2 - N_\Delta$ electrons for orbitals 1 and 2, respectively, calculated by the ED method, for $U = 8t_h$ and $D = 0.4t_h$ in $L = 10$ under PBC, where $N_1 = 6$ and $N_2 = 4$.

to the number N_Δ of Δ pairs contained in $|\psi_m\rangle$ at half filling.

As an example, we construct $|\psi_{N_\Delta}\rangle$ from the exact ground state $|\psi_{N_1-N_\Delta, N_2-N_\Delta}^{(\text{GS})}\rangle$ of the 1D EFKM with $N_1 - N_\Delta$ ($N_2 - N_\Delta$) electrons for orbital 1 (2), which is the LWS for the Δ -pairing operators. Figure 6 shows the on-site electron-electron pair correlations $P(j)$ and the corresponding structure factor $P(q)$ for $|\psi_{N_\Delta}\rangle$ containing different number N_Δ of Δ pairs. With increasing N_Δ , the enhancement of $P(j)$ and $P(q=0)$ are clearly observed. Their structures are in good qualitative agreement with the electron-electron pair correlations of the photoinduced state $|\Psi(t)\rangle$ shown in Figs. 3(b) and 3(d). Notice that the quantized values of $P(q=0)$ found in Fig. 5(a) corresponds exactly to the values of $P(q=0)$ in Fig. 6(b).

In Fig. 5(a), the color of each point indicates the weight $|\langle\psi_m|\Psi(t)\rangle|^2$ of the eigenstate $|\psi_m\rangle$ in the photoinduced state $|\Psi(t)\rangle$ that exhibits the strong enhancement of $P(q=0, t)$ after the pulse irradiation [see the inset of Fig. 5(a)]. We find that the state $|\Psi(t)\rangle$ after the pulse irradiation contains the nonzero weights of the eigenstates $|\psi_m\rangle$ with finite Δ [also see Fig. 5(b)]. This is precisely the reason for the photoinduced enhancement of $P(q=0, t)$. The EFKM itself has the eigenstates with $P(q=0) \neq 0$ and the photoinduced state $|\Psi(t)\rangle$ captures the weights of those eigenstates. Since the number N_Δ of Δ pairs in $|\psi_m\rangle$ is Δ , the photoinduced state $|\Psi(t)\rangle$ contains a finite number of Δ pairs.

The process of the enhancement of $P(q=0, t)$ is essentially the same as the photoinduced η -pairing in the Hubbard model [41] and is understood as follows. Before the pulse irradiation, the initial state is the ground state of the EFKM $\hat{\mathcal{H}}$ with $|\Delta=0, \Delta_z=0\rangle$, i.e., the singlet

state for the Δ -pairing operators, and $P(q=0) = 0$. The pulse irradiation via $A(t)$ breaks the commutation relation as $[\hat{\mathcal{H}}(t), \hat{\Delta}^+] = [\hat{\mathcal{H}}, \hat{\Delta}^+] + \sum_k F(k, t) \hat{c}_{-k,2}^\dagger \hat{c}_{k,1}$ with $F(k, t) = 4t_h^{(1)} \sin[A(t)] \sin k$ for $t_h^{(1)} = -t_h^{(2)}$, and this transient breaking of the internal SU(2) structure stirs states with different values of Δ . After the pulse irradiation, the Hamiltonian again satisfies the commutation relation because $A(t) = 0$ but the state $|\Psi(t)\rangle$ now contains components of $|\Delta \neq 0, \Delta_z = 0\rangle$, which enhance $P(q=0, t)$.

However, this does not explain details of the spectrum structure in Fig. 5(a), i.e., why some particular eigenstates $|\psi_m\rangle$ are selectively excited in the photoinduced state $|\Psi(t)\rangle$ and others are not. For example, focusing the eigenstates $|\psi_m\rangle$ with the eigenenergies $\varepsilon_m \sim 10t_h$, the eigenstates with $\Delta = 0$ and 2 have large overlap $|\langle\psi_m|\Psi(t)\rangle|^2$ with the photoinduced state $|\Psi(t)\rangle$, but no overlap with the eigenstates with $\Delta = 1$ is observed in this eigenenergy region. As shown in Sec. IV C, the understanding of the detailed spectrum structure requires the symmetry argument based on the internal SU(2) structure of the EFKM with respect to the Δ -pairing operators.

B. Two dimensional systems

1. Square lattice

Similarly, Δ pairs can be photoinduced in the two dimensional (2D) EFKM in the square lattice. This is expected because, as described in Sec. IID 1, when the system is bipartite, the 2D EFKM with $t_h^{(1)} = -t_h^{(2)}$ can be mapped onto the repulsive Hubbard model where η pairs can be induced by the pulse irradiation [41]. Since the η pair in the repulsive Hubbard model corresponds to the Δ pair in the EFKM with $t_h^{(1)} = -t_h^{(2)}$ [see Eq. (23)], the photoinduced Δ pairs are anticipated in the EFKM with $t_h^{(1)} = -t_h^{(2)}$ when the system is bipartite.

Figure 7 shows the time evolution of the electron-electron pair structure factor $P(\mathbf{q}, t)$ and the excitonic (electron-hole) pair structure factor $N_X(\mathbf{q}, t)$ at $\mathbf{q} = \mathbf{0} = (0, 0)$ for the 2D EFKM with $t_h^{(1)} = -t_h^{(2)}$ on a 4×4 cluster with PBC. Here, the time-dependent vector potential $\mathbf{A}(t)$ is applied along the diagonal direction, i.e., $\mathbf{A}(t) = A(t)(\mathbf{e}_x + \mathbf{e}_y)$, where $\mathbf{e}_{x(y)}$ is the unit vector along the x (y) direction and $A(t)$ is defined in Eq. (19). As in the 1D case shown in Fig. 3(c), the initial ground state is the excitonic insulator and the excitonic correlation $N_X(\mathbf{q} = \mathbf{0}, t)$ is significantly suppressed after the pulse irradiation, while the enhancement of the on-site electron-electron pairing correlation $P(\mathbf{q} = \mathbf{0}, t)$ by the pulse irradiation is indeed observed.

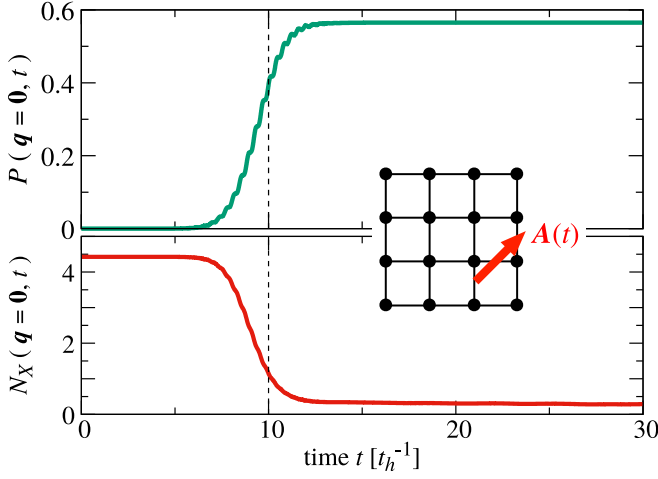


FIG. 7. Time evolution of the electron-electron pair structure factor $P(\mathbf{q}, t)$ and the excitonic (i.e., electron-hole pair) structure factor $N_X(\mathbf{q}, t)$ at $\mathbf{q} = \mathbf{0} = (0, 0)$ for the 2D EFKM with $t_h^{(2)} = -t_h^{(1)} = t_h$, $U = 8t_h$, and $D = t_h$ in a 4×4 square lattice under PBC. In this case, the initial state before the pulse irradiation (i.e., the ground state of the 2D EFKM) has $N_1 = 12$ and $N_2 = 4$. The time-dependent vector potential $\mathbf{A}(t) = A(t)(\mathbf{e}_x + \mathbf{e}_y)$ is applied along the diagonal direction (indicated in the figure). We set $A_0 = 0.4$, $\omega_p = 8t_h$, $\sigma_p = 2/t_h$, and $t_0 = 10/t_h$ for $A(t)$. The vertical dashed line indicates t_0 .

2. Triangular lattice

A nontrivial system is the 2D EFKM in the triangular lattice, for which there is no correspondence to the repulsive Hubbard model, as discussed in Sec. IID 1. In contrast to the case of the η -pairing operators in the Hubbard model, the Δ -pairing operators in the EFKM satisfy $[\hat{\mathcal{H}}, \hat{\Delta}^\pm] = \pm U \hat{\Delta}^\pm$, regardless of whether the lattice is bipartite or nonbipartite, since $\epsilon_2(-\mathbf{k}) = -\epsilon_1(\mathbf{k})$ when $t_h^{(1)} = -t_h^{(2)}$ [see Eq. (15)]. Therefore, the internal SU(2) structure with respect to the Δ -pairing operators are preserved for the 2D EFKM with $t_h^{(1)} = -t_h^{(2)}$ in the triangular lattice. This implies that the similar results found for the 1D EFKM in Sec. IV A and for the square EFKM in Sec. IV B 1 are expected for the triangular EFKM.

Figure 8 shows the time evolution of the electron-electron pair structure factor $P(\mathbf{q}, t)$ and the excitonic (electron-hole) pair structure factor $N_X(\mathbf{q}, t)$ at $\mathbf{q} = \mathbf{0}$ for the 2D EFKM with $t_h^{(1)} = -t_h^{(2)}$ on a 4×4 triangular cluster with PBC. Here, the time-dependent vector potential $\mathbf{A}(t) = A(t)(\frac{1}{2}\mathbf{e}_x + \frac{\sqrt{3}}{2}\mathbf{e}_y)$ is applied in the direction indicated in Fig. 8. As in the square lattice, we find that the excitonic correlation $N_X(\mathbf{q} = \mathbf{0}, t)$ is suppressed by the pulse irradiation, while the on-site electron-electron pairing correlation $P(\mathbf{q} = \mathbf{0}, t)$ is enhanced.

Figures 9(a) and 9(b) show the results of the optimal parameter A_0 and ω_p search for the enhancement of the on-site electron-electron pair correlation in the photoex-

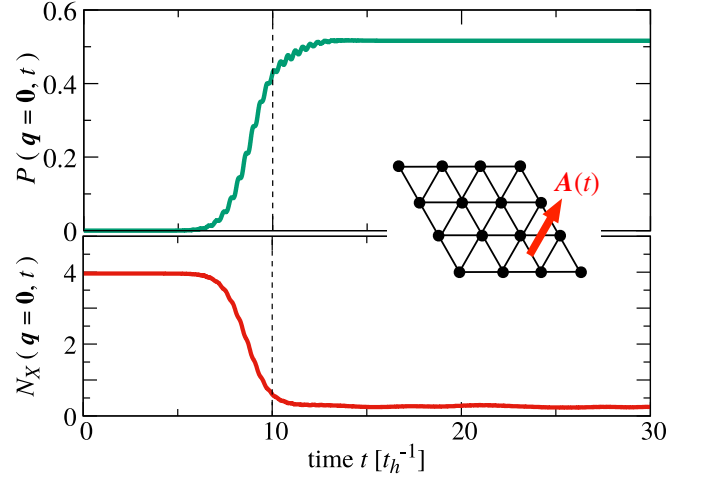


FIG. 8. Time evolution of the electron-electron pair structure factor $P(\mathbf{q}, t)$ and the excitonic (i.e., electron-hole pair) structure factor $N_X(\mathbf{q}, t)$ at $\mathbf{q} = \mathbf{0} = (0, 0)$ for the 2D EFKM with $t_h^{(2)} = -t_h^{(1)} = t_h$, $U = 8t_h$, and $D = 1.3t_h$ in a 4×4 triangular lattice under PBC. In this case, the initial state before the pulse irradiation (i.e., the ground state of the 2D EFKM) has $N_1 = 12$ and $N_2 = 4$. The time-dependent vector potential $\mathbf{A}(t) = A(t)(\frac{1}{2}\mathbf{e}_x + \frac{\sqrt{3}}{2}\mathbf{e}_y)$ is applied along the direction indicated in the figure. We set $A_0 = 0.6$, $\omega_p = 8t_h$, $\sigma_p = 2/t_h$, and $t_0 = 10/t_h$ for $A(t)$. The vertical dashed line indicates t_0 .

cited state. As in the case for the 1D EFKM shown in Figs. 4(a) and 4(b), the electron-electron pair correlation is most efficiently enhanced when the excitonic electron-hole pair correlation is most significantly suppressed. We also find in Fig. 9(c) that the electron-electron pair correlation factor $P(\mathbf{q} = \mathbf{0}, t = 30/t_h)$ as a function of ω_p is essentially the same, when A_0 is small, as the optical spectrum $\chi_{JJ}(\omega)$ calculated for the ground state of the 2D EFKM in the triangular lattice. As discussed in Sec. IV C, this is due to the symmetry property of the current operator \hat{J} with respect to the Δ -pairing operators.

To better understand the nature of the photoexcited state $|\Psi(t)\rangle$, we calculate the electron-electron pair structure factor $P(\mathbf{q})$ at $\mathbf{q} = \mathbf{0}$ for all the eigenstates $|\psi_m\rangle$ of the 2D EFKM $\hat{\mathcal{H}}$ in the triangular lattice. As shown in Fig. 10(a), we find that $P(\mathbf{q} = \mathbf{0})$ is exactly quantized for all the eigenstates $|\psi_m\rangle$ and the quantized values are given in Eq. (38). This is because any eigenstate $|\psi_m\rangle$ of the 2D EFKM $\hat{\mathcal{H}}$ in the triangular lattice is also the eigenstate of $\hat{\Delta}^2$ and $\hat{\Delta}_z$ with the eigenvalues $\Delta(\Delta + 1)$ and $\Delta_z (= 0$ at half filling), respectively. We can also find in Fig. 10(a) that the photoexcited state $|\Psi(t)\rangle$ acquires finite overlap $|\langle\psi_m|\Psi(t)\rangle|^2$ with the eigenstates $|\psi_m\rangle$ of $\hat{\mathcal{H}}$ with nonzero Δ [see also Fig. 10(b)]. These eigenstates $|\psi_m\rangle$ with nonzero Δ are photoexcited by transiently breaking the internal SU(2) structure during the pulse irradiation. This is exactly the reason for the en-

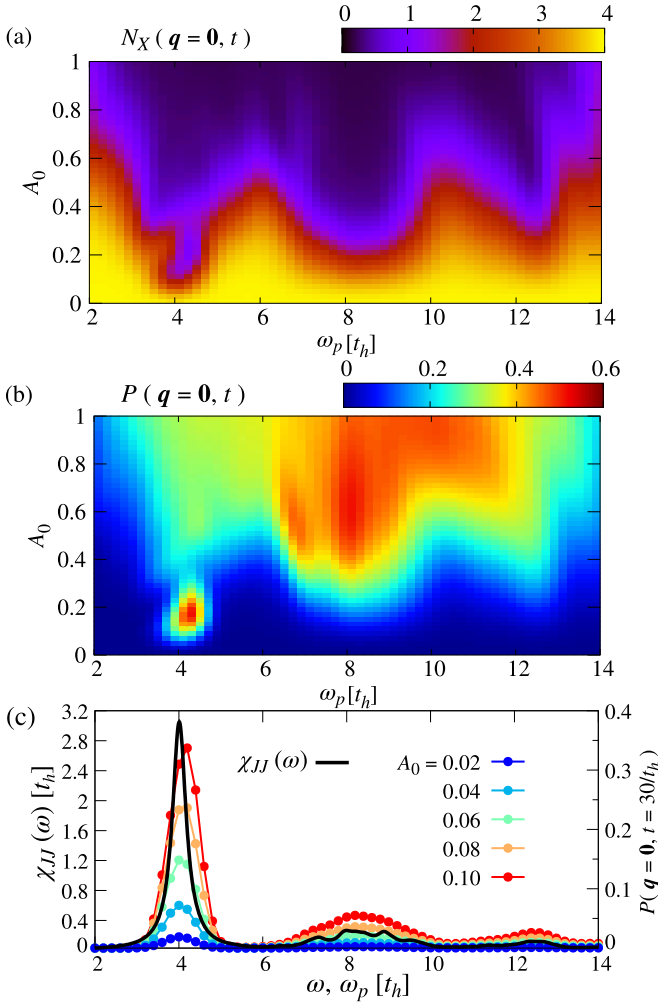


FIG. 9. Contour plots of (a) the excitonic structure factor $N_X(\mathbf{q}=\mathbf{0}, t)$ averaged from $t = 20/t_h$ to $40/t_h$ and (b) the electron-electron pair structure factor $P(\mathbf{q}=\mathbf{0}, t)$ at $t = 30/t_h$ in the parameter space of ω_p and A_0 . (c) Optical spectrum $\chi_{JJ}(\omega)$ calculated for the ground state of the EFKM, which is compared with $P(\mathbf{q}=\mathbf{0}, t = 30/t_h)$ as a function of ω_p for different values of A_0 . The results are for the 2D EFKM with $t_h^{(2)} = -t_h^{(1)} = t_h$, $U = 8t_h$, and $D = 1.3t_h$ in a 4×4 triangular lattice under PBC. In this case, the initial state before the pulse irradiation (i.e., the ground state of the 2D EFKM) has $N_1 = 12$ and $N_2 = 4$. We set $\sigma_p = 2/t_h$ and $t_0 = 10/t_h$ for $A(t)$. The broadening factor γ in $\chi_{JJ}(\omega)$ is $0.2t_h$ in (c).

hancement of the electron-electron pair correlations in the photoexcited state $|\Psi(t)\rangle$.

C. Selection rule

The distribution of the weight $|\langle \psi_m | \Psi(t) \rangle|^2$ in the photoexcited state $|\Psi(t)\rangle$ among the eigenstates $|\psi_m\rangle$ found in Figs. 5(a) and 10(a) requires better understanding of the properties of the current operator \hat{J} with respect to

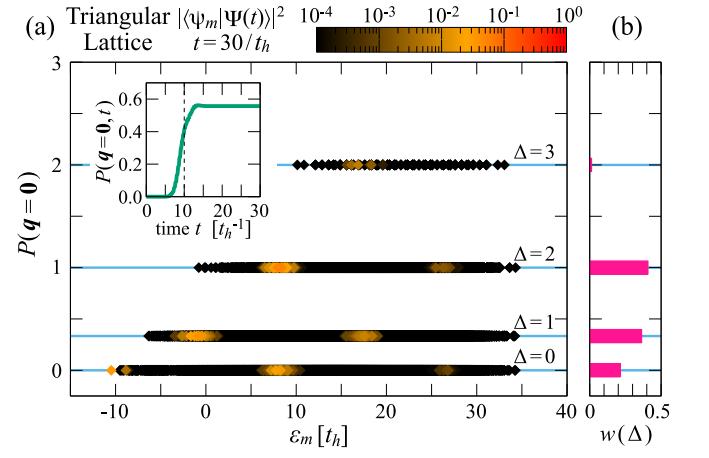


FIG. 10. (a) All the eigenenergies ϵ_m and $P(\mathbf{q}=\mathbf{0})$ for the eigenstates $|\psi_m\rangle$ of the half-filled 2D EFKM \hat{H} with $t_h^{(2)} = -t_h^{(1)} = t_h$ in a 4×3 triangular cluster under PBC at $U = 8t_h$ and $D = 0.8t_h$, where $N_1 = 9$ and $N_2 = 3$. The color of each point (diamond) indicates the weight $|\langle \psi_m | \Psi(t) \rangle|^2$ of the eigenstate $|\psi_m\rangle$ in the photoinduced state $|\Psi(t)\rangle$ at $t = 30/t_h$ for $A(t)$ with $A_0 = 0.4$, $\omega_p = 9t_h$, $\sigma_p = 2/t_h$, and $t_0 = 10/t_h$. When the eigenstates are degenerate, the color indicates the sum of $|\langle \psi_m | \Psi(t) \rangle|^2$ over these degenerate states. The inset shows the time evolution of $P(\mathbf{q}=\mathbf{0}, t)$ for $|\Psi(t)\rangle$. (b) The total weight $w(\Delta)$ of $|\langle \psi_m | \Psi(t) \rangle|^2$ over the eigenstates $|\psi_m\rangle$ with the same value of Δ in (a). Note that Δ corresponds to the number N_Δ of Δ pairs at half filling and $\sum_\Delta w(\Delta) = 1$.

the Δ -pairing operators. To be concrete, here we assume the 1D EFKM with $t_h^{(2)} = -t_h^{(1)} = t_h$ but the following argument is easily extended to other EFKMs, including 2D EFKM in the triangular lattice, as long as $t_h^{(2)} = -t_h^{(1)} = t_h$.

In the 1D EFKM with the direct-gap-type band structure, i.e., $t_h^{(2)} = -t_h^{(1)} = t_h$, the current operator $\hat{J}_0^{(1)} = \hat{J}$ is given as

$$\hat{J}_0^{(1)} = it_h \sum_j \sum_{\alpha=1,2} (-1)^\alpha \left(\hat{c}_{j+1,\alpha}^\dagger \hat{c}_{j,\alpha} - \hat{c}_{j,\alpha}^\dagger \hat{c}_{j+1,\alpha} \right). \quad (40)$$

We can now easily show that

$$[\hat{\Delta}^\pm, \hat{J}_0^{(1)}] = \sqrt{2} \hat{J}_{\pm 1}^{(1)} \quad (41)$$

and

$$[\hat{\Delta}_z, \hat{J}_0^{(1)}] = 0, \quad (42)$$

where $\hat{J}_{\pm 1}^{(1)}$ is defined as

$$\hat{J}_{+1}^{(1)} = \sqrt{2} it_h \sum_j (\hat{c}_{j,2}^\dagger \hat{c}_{j+1,1}^\dagger - \hat{c}_{j+1,2}^\dagger \hat{c}_{j,1}^\dagger) \quad (43)$$

and

$$\hat{J}_{-1}^{(1)} = \sqrt{2} it_h \sum_j (\hat{c}_{j+1,1} \hat{c}_{j,2} - \hat{c}_{j,1} \hat{c}_{j+1,2}). \quad (44)$$

We can also show that these two operators satisfy the following commutation relations:

$$[\hat{\Delta}^\pm, \hat{J}_{\mp 1}^{(1)}] = \sqrt{2} \hat{J}_0^{(1)} \quad (45)$$

and

$$[\hat{\Delta}_z, \hat{J}_{\pm 1}^{(1)}] = \pm \hat{J}_{\pm 1}^{(1)}. \quad (46)$$

Note that to derive these commutation relations, we have not assumed any condition for the lattice system such as the bipartite lattice. This is in sharp contrast to the case of the η -pairing operators for the Hubbard model where the lattice must be bipartite to satisfy the similar commutation relations [41].

From the commutation relations in Eqs. (41), (42), (45), and (46), we can now immediately conclude that $\hat{J}_q^{(1)}$ with $q = 0, \pm 1$ is a rank-one tensor operator in terms of the Δ -pairing operators. In particular, the current operator $\hat{J}_0^{(1)} = \hat{J}$ is a rank-one tensor operator with $q = 0$. Therefore, according to the Wigner–Eckart theorem [61], we have the following selection rule:

$$\langle \Delta', \Delta'_z | \hat{J}_0^{(1)} | \Delta, \Delta_z \rangle \propto \begin{pmatrix} \Delta & 1 & \Delta' \\ \Delta_z & 0 & -\Delta'_z \end{pmatrix} \quad (47)$$

with the $3j$ -symbol, where $|\Delta, \Delta_z\rangle$ is the simultaneous eigenstate of $\hat{\Delta}$ and $\hat{\Delta}_z$. Since $\Delta'_z = \Delta_z = 0$ at half filling, the selection rule becomes

$$\langle \Delta', \Delta'_z=0 | \hat{J}_0^{(1)} | \Delta, \Delta_z=0 \rangle \neq 0 \quad (48)$$

only for

$$\Delta' = \Delta \pm 1. \quad (49)$$

Based on this selection rule, the photoexcited processes in Figs. 5 and 10 are understood as follows. In the small- A_0 limit, the external perturbation given in Eq. (18) is expressed as $A(t)\hat{J}$ [57], where \hat{J} is the current operator defined above. Therefore, according to the selection rule in Eq. (49), in the linear response regime the photoinduced state $|\Psi(t)\rangle$ can contain the eigenstates $|\psi_m\rangle$ with $\Delta = 1$ and the eigenenergies at $\varepsilon_m - \varepsilon_0 \sim U$, assuming that ω_p is tuned around U . This explains the good agreement between the optical spectrum $\chi_{JJ}(\omega)$ and $P(q=0, t)$ found in Figs. 4(c) and 9(c). In the second order, the photoinduced state $|\Psi(t)\rangle$ can contain the eigenstates $|\psi_m\rangle$ with $\Delta = 2$ at $\varepsilon_m - \varepsilon_0 \sim 2U$, as well as $\Delta = 0$ at $\varepsilon_m - \varepsilon_0 \sim 0$ and $2U$. Applying the same argument for higher orders, the eigenstates $|\psi_m\rangle$ with even larger Δ values acquire in the transient period a finite overlap $|\langle \psi_m | \Psi(t) \rangle|^2$ with the photoinduced state $|\Psi(t)\rangle$. Considering all orders, eventually, the distribution of eigenstates $|\psi_m\rangle$ in the photoinduced state $|\Psi(t)\rangle$ forms a “tower of states” [41], in which the eigenstates $|\psi_m\rangle$ with Δ even (odd) are excited at the excitation energy around $\varepsilon_m - \varepsilon_0 \sim \text{even (odd) integer} \times U$. In other

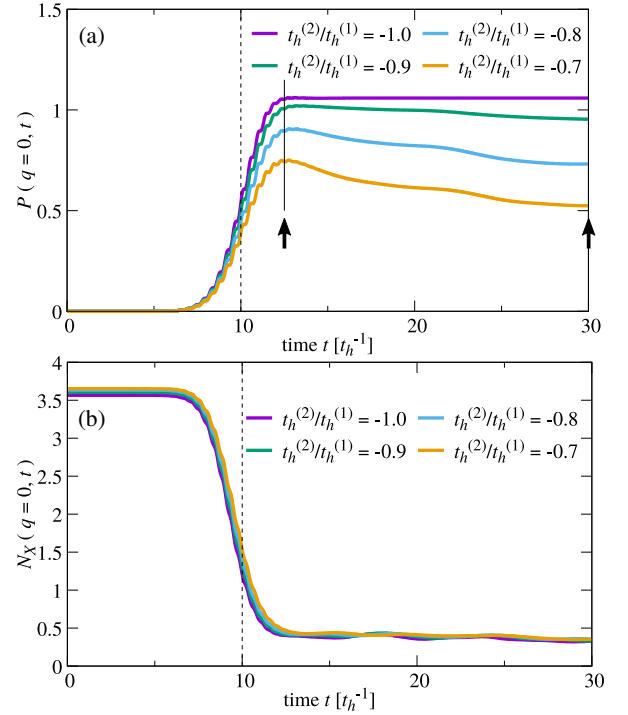


FIG. 11. Time evolution of (a) the electron-electron pair structure factor $P(q=0, t)$ and (b) the excitonic (i.e., electron-hole pair) structure factor $N_X(q=0, t)$ for the 1D EFKM with different band widths ($t_h = |t_h^{(1)}| > |t_h^{(2)}|$) at half filling. The results are calculated by the ED method for $L = 16$ at $U = 8t_h$ under PBC. We set $D = 0.75t_h, 0.65t_h, 0.6t_h$, and $0.55t_h$ for $t_h^{(2)}/t_h^{(1)} = -1.0, -0.9, -0.8$, and -0.7 , respectively, in which $N_1 = 12$ and $N_2 = 4$. The vector potential $A(t)$ is adopted with $A_0 = 0.4$, $\omega_p = 7t_h$, $\sigma_p = 2/t_h$, and $t_0 = 10/t_h$. The vertical dashed lines indicate t_0 .

words, the eigenstates $|\psi_m\rangle$ with Δ even (odd) are absent in the photoinduced state $|\Psi(t)\rangle$ at the excitation energy around $\varepsilon_m - \varepsilon_0 \sim \text{odd (even) integer} \times U$. This is indeed in good qualitative accordance with the numerical results in Figs. 5(a) and 10(b).

D. Different band width

So far, we have assumed that $t_h^{(1)} = -t_h^{(2)}$. However, when the valence and conduction bands have different band widths, i.e. $t_h^{(1)} \neq -t_h^{(2)}$, the commutation relations with respect to the Δ -pairing operators are broken because $[\hat{\mathcal{H}}_0, \hat{\Delta}^\pm] \neq 0$. Here, we investigate the electron-electron pair correlations in the photoexcited state when the internal $SU(2)$ structure is broken in the EFKM.

Figure 11 shows the time evolution of the electron-electron pair structure factor $P(q=0, t)$ and the excitonic structure factor $N_X(q=0, t)$ for the photoexcited state $|\Psi(t)\rangle$ with different values of $t_h^{(2)}/t_h^{(1)}$ in the 1D EFKM. Although the internal $SU(2)$ structure

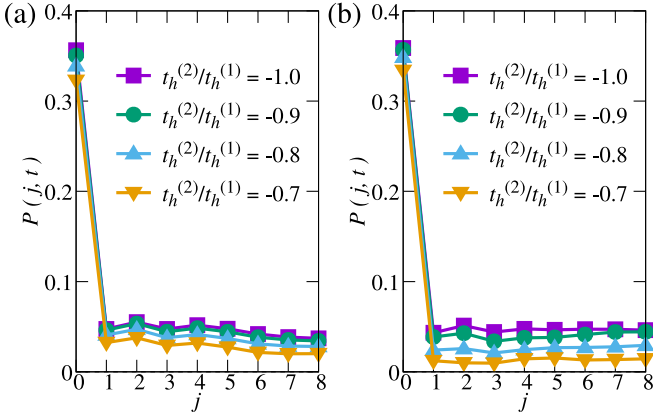


FIG. 12. The on-site electron-electron pair correlation function $P(j, t)$ in the photoexcited state at (a) $t = 12.5/t_h$ and (b) $t = 30/t_h$ indicated by arrows in Fig. 11(a). The results are for the 1D EFKM with $U = 8t_h$ in $L = 16$ at half filling. We set $D = 0.75t_h, 0.65t_h, 0.6t_h$, and $0.55t_h$ for $t_h^{(2)}/t_h^{(1)} = -1.0, -0.9, -0.8$, and -0.7 , respectively, in which $N_1 = 12$ and $N_2 = 4$. The vector potential $A(t)$ is adopted with $A_0 = 0.4$, $\omega_p = 7t_h$, $\sigma_p = 2/t_h$, and $t_0 = 10/t_h$.

with respect to the Δ -pairing operators is broken when $t_h^{(1)} \neq -t_h^{(2)}$, we find the enhancement of the electron-electron pair correlations (see also Fig. 12). Note that $P(q = 0, t)$ is no longer conserved after the pulse irradiation when $t_h^{(1)} \neq -t_h^{(2)}$ because of $[\hat{\mathcal{H}}_0, \hat{\Delta}^+ \hat{\Delta}^-] \neq 0$. With decreasing $|t_h^{(2)}/t_h^{(1)}|$, $P(q = 0, t)$ is more suppressed after the pulse irradiation. However, as shown in Fig. 12, the on-site electron-electron pair correlations in the photoexcited state are still robust specially in the transient period.

V. CONCLUSION

We have investigated the photoinduced electron-electron pairing in the half-filled EFKM with the direct-gap-type band structure. By employing the time-dependent ED method, we have shown the enhancement of the on-site electron-electron pair correlations with the corresponding pair structure factor exhibiting a sharp peak at $\mathbf{q} = \mathbf{0}$ in the photoexcited state, while the initial ground state excitonic (i.e., electron-hole pair) correlations are strongly suppressed. We have shown that there exists the internal SU(2) structure with respect to the Δ -pairing operators in the EFKM $\hat{\mathcal{H}}$ with the direct-gap-type band structure, i.e., $t_h^{(1)} = -t_h^{(2)}$, and therefore any eigenstate of $\hat{\mathcal{H}}$ can be simultaneously the eigenstate of the Δ -pairing operators, characterizing the number of Δ pairs. The analysis for the distribution of the eigenstates of $\hat{\mathcal{H}}$ in the photoexcited state reveals that the photoexcited state captures nonzero weight of the eigenstates of $\hat{\mathcal{H}}$ that possess a finite number of Δ pairs. This is the es-

sential reason for the enhancement of the on-site electron-electron pair correlations in the photoexcited state.

The internal SU(2) relations with respect to the Δ -pairing operators are preserved even for the EFKM on nonbipartite lattices such as the triangular lattice, in which the on-site electron-electron pairing with momentum $\mathbf{q} = \mathbf{0}$ can also be photoinduced in the EFKM with the direct-type band structure, i.e., $t_h^{(1)} = -t_h^{(2)}$. This is in sharp contrast to the photoinduced η -pairing in the repulsive Hubbard model, for which the bipartite lattices are required to preserve the internal SU(2) structure with respect to the η -pairing operators. We have also shown that the photoinduced states still displays the robust on-site electron-electron pairing correlations even when the internal SU(2) structure is broken by setting the different band widths of the valence and conduction bands, i.e., $t_h^{(1)} \neq -t_h^{(2)}$, as long as $|t_h^{(1)}/t_h^{(2)}|$ is close to one. Although we have shown the enhancement of the electron-electron pair correlation in the relatively small finite size clusters that can be treated by the ED method, we expect the similar enhancement even in larger clusters. This is simply because the previous matrix-product state calculations for the 1D Hubbard model have clearly found the photoinduced enhancement of the η -pairing correlation in larger clusters [41]. However, we should also note that in order for the photoinduced state to exhibit the long-range superconducting order, i.e., the electron-electron pair structure factor $P(q = 0)/L$ being finite in the thermodynamic limit, the Δ -pairing state with Δ proportional to the system size L has to be photoexcited [e.g., see Eq. (38)].

The recent experimental observation of photoinduced superconductivity and increase of superconducting transition temperature in some of high- T_c cuprates [62–64] and alkali-doped fullerenes [65, 66] has stimulated extensive theoretical studies of light induced superconductivity [67–73]. The main focus in these theoretical studies is a photoinduced state with physical properties that is already present in the corresponding equilibrium phases. In contrast, the enhancement of electron-electron pair correlations found in our study cannot be simply explained by a dynamical transition that is induced by effectively varying the model parameters because there is no region in the ground state phase diagram of the EFKM showing large electron-electron pairing correlations even away from half filling. Therefore, our finding is distinct from the previous theoretical studies and provides a new insight into photoinduced phenomena.

In this paper, we have focused on the time-dependent correlation functions. However, the time-dependent dynamical spectra such as the time-resolved optical conductivity [49, 57], angle-resolved photoemission spectroscopy [74–76], and resonant inelastic x-ray scattering [77] might provide deeper understanding of a photoinduced state. Moreover, the EFKM considered in this paper is the *spinless* model. The realistic models for possible excitonic materials should have the spin degrees of freedom, and thus our theory has to be extended to a

spinful model such as the two-band Hubbard model [78–81]. Furthermore, the importance of the electron-phonon coupling has been pointed out in the excitonic candidate materials TiSe_2 and Ta_2NiSe_5 [82–84]. Therefore, in order to understand the pump-probe experiments reported recently in these materials, the phonon degrees of freedom are also important in the theory. These are intriguing extensions of the present study in the future.

ACKNOWLEDGMENTS

The authors acknowledge T. Shirakawa and K. Sugimoto for fruitful discussion. This work was supported in part by Grants-in-Aid for Scientific Research from JSPS (Projects No. JP17K05530, No. JP18H01183, No. JP18K13509, and No. JP19J20768) of Japan.

R.F. and T.K. contributed equally to this work.

Appendix A: Photoinduced η -pairing in EFKM

In this appendix, we discuss the electron-electron pairing in the EFKM $\hat{\mathcal{H}}$ with the indirect-gap-type band structure [42]. First, we introduce the interorbital $\hat{\eta}$ -pairing operators defined as

$$\hat{\eta}_j^+ = (-1)^j \hat{c}_{j,2}^\dagger \hat{c}_{j,1}^\dagger, \quad \hat{\eta}_j^- = (-1)^j \hat{c}_{j,1} \hat{c}_{j,2} \quad (\text{A1})$$

and

$$\hat{\eta}_j^z = \frac{1}{2} (\hat{n}_{j,1} + \hat{n}_{j,2} - 1), \quad (\text{A2})$$

which satisfy the SU(2) commutation relations, i.e.,

$$[\hat{\eta}_j^+, \hat{\eta}_j^-] = 2\hat{\eta}_j^z, \quad (\text{A3})$$

$$[\hat{\eta}_j^z, \hat{\eta}_j^\pm] = \pm \hat{\eta}_j^\pm. \quad (\text{A4})$$

The total $\hat{\eta}$ operators, $\hat{\eta}^\pm = \sum_j \hat{\eta}_j^\pm$ and $\hat{\eta}_z = \sum_j \hat{\eta}_j^z$, also satisfy the SU(2) commutation relations.

The important property of the η -pairing operators is

$$[\hat{\mathcal{H}}_0, \hat{\eta}^+] = \sum_{\mathbf{k}} [\epsilon_1(\mathbf{k}) + \epsilon_2(\boldsymbol{\pi} - \mathbf{k})] \hat{c}_{\boldsymbol{\pi}-\mathbf{k},2}^\dagger \hat{c}_{\mathbf{k},1}^\dagger, \quad (\text{A5})$$

where $\hat{\mathcal{H}}_0 = \sum_{\mathbf{k},\alpha} \epsilon_\alpha(\mathbf{k}) c_{\mathbf{k},\alpha}^\dagger c_{\mathbf{k},\alpha}$ and $\boldsymbol{\pi} = (\pi, \dots, \pi)$. For the d -dimensional cubic lattice, for example, $\epsilon_2(\boldsymbol{\pi} - \mathbf{k}) = -\epsilon_2(\mathbf{k})$ and therefore the commutation relation becomes

$$[\hat{\mathcal{H}}_0, \hat{\eta}^+] = -2(t_h^{(1)} - t_h^{(2)}) \sum_{\tau, \mathbf{k}} \cos(k_\tau) \hat{c}_{\boldsymbol{\pi}-\mathbf{k},2}^\dagger \hat{c}_{\mathbf{k},1}^\dagger. \quad (\text{A6})$$

Note that this commutation relation cannot be satisfied in the triangular lattice because $\epsilon_2(\boldsymbol{\pi} - \mathbf{k}) \neq -\epsilon_2(\mathbf{k})$. This is in sharp contrast to the case of the Δ -pairing operators, for which the corresponding commutation relation in Eq. (15) is satisfied even for the EFKM in nonbipartite lattices such as the triangular lattice. A similar relation

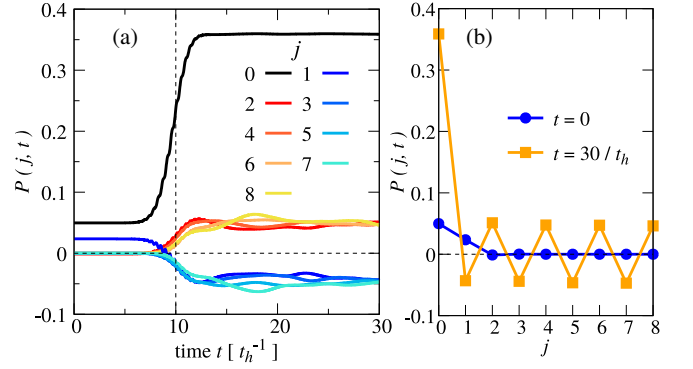


FIG. 13. (a) Time evolution of the on-site electron-electron pair correlation function $P(j, t)$ and (b) $P(j, t)$ at $t = 0$ (blue circles) and $t = 30/t_h$ (orange squares). The results are for the 1D EFKM under PBC with $t_h^{(1)} = t_h^{(2)} = t_h$, $U = 8t_h$, and $D = 0.75t_h$ in $L = 16$, for which $N_1 = 12$ and $N_2 = 4$. We set $A_0 = 0.4$, $\omega_p = 7t_h$, $\sigma_p = 2/t_h$, and $t_0 = 10/t_h$ for the vector potential $A(t)$ defined in Eq. (19).

is also satisfied for $\hat{\eta}^-$. Thus, in the d -dimensional bipartite cubic lattice, we have the relation $[\hat{\mathcal{H}}_0, \hat{\eta}^\pm] = 0$ when $t_h^{(1)} = t_h^{(2)}$. We can also show that $[\hat{\mathcal{H}}_U, \hat{\eta}^\pm] = \pm U \hat{\eta}^\pm$. Therefore, we obtain the following relation:

$$[\hat{\mathcal{H}}, \hat{\eta}^\pm] = \pm U \hat{\eta}^\pm \quad (\text{A7})$$

for the EFKM when $\epsilon_2(\boldsymbol{\pi} - \mathbf{k}) = -\epsilon_1(\mathbf{k})$. It is easily shown that the same commutation relations are satisfied more generally for the EFKM in any bipartite lattice, including the honeycomb lattice, as long as $t_h^{(1)} = t_h^{(2)}$. Notice that these relations are essentially the same as those found in the Hubbard model [43, 45]. This is understood simply because the EFKM is exactly the same as the Hubbard model with the Zeeman term when $t_h^{(1)} = t_h^{(2)}$.

Consequently, introducing

$$\hat{\eta}^2 = \frac{1}{2} (\hat{\eta}^+ \hat{\eta}^- + \hat{\eta}^- \hat{\eta}^+) + \hat{\eta}_z^2, \quad (\text{A8})$$

we have

$$[\hat{\mathcal{H}}, \hat{\eta}^2] = [\hat{\mathcal{H}}, \hat{\eta}_z] = 0 \quad (\text{A9})$$

for the EFKM with $t_h^{(1)} = t_h^{(2)}$ in the bipartite lattice. Thus, any eigenstate of $\hat{\mathcal{H}}$ is also the eigenstate of $\hat{\eta}^2$ and $\hat{\eta}_z$ with the eigenvalues $\eta(\eta+1)$ and η_z , respectively. We therefore expect that the density-wave-like pair correlations are enhanced by the pulse irradiation [41].

Figure 13(a) shows the time evolution of the real-space electron-electron pair correlation function $P(j, t)$ in the 1D EFKM with $t_h^{(1)} = t_h^{(2)} = t_h$. $P(j, t)$ at $j = 0$ corresponding to the double occupancy $n_d(t)$ is enhanced by pulse irradiation. $P(j \neq 0, t)$ is also enhanced significantly by the pulse irradiation, similar to Fig. 3(a),

but now oscillates with the opposite phases between odd and even sites. As shown in Fig. 13(b), the pair correlation after the pulse irradiation extends to longer distances over the cluster, as compared to that of the initial state before the pulse irradiation. It is also clear that the

sign of $P(j, t)$ alternates between neighboring sites and we confirm that $P(j, t)$ in Fig. 13(b) is consistent with $(-1)^j P(j, t)$ in Fig. 3(b). Therefore, in the indirect-gap-type band system, the η -pairing correlation is enhanced by the pulse irradiation.

-
- [1] D. Jérôme, T. M. Rice, and W. Kohn, *Phys. Rev.* **158**, 462 (1967).
 - [2] W. Kohn, *Phys. Rev. Lett.* **19**, 439 (1967).
 - [3] B. I. Halperin and T. M. Rice, *Rev. Mod. Phys.* **40**, 755 (1968).
 - [4] J. Kuneš, *J. Phys.: Condens. Matter* **27**, 333201 (2015).
 - [5] J. Nasu, T. Watanabe, M. Naka, and S. Ishihara, *Phys. Rev. B* **93**, 205136 (2016).
 - [6] T. Kaneko and Y. Ohta, *Phys. Rev. B* **94**, 125127 (2016).
 - [7] H. Cercellier, C. Monney, F. Clerc, C. Battaglia, L. Despont, M. G. Garnier, H. Beck, P. Aebi, L. Patthey, H. Berger, and L. Forró, *Phys. Rev. Lett.* **99**, 146403 (2007).
 - [8] C. Monney, H. Cercellier, F. Clerc, C. Battaglia, E. F. Schwier, C. Didiot, M. G. Garnier, H. Beck, P. Aebi, H. Berger, L. Forró, and L. Patthey, *Phys. Rev. B* **79**, 045116 (2009).
 - [9] C. Monney, C. Battaglia, H. Cercellier, P. Aebi, and H. Beck, *Phys. Rev. Lett.* **106**, 106404 (2011).
 - [10] B. Zenker, H. Fehske, H. Beck, C. Monney, and A. R. Bishop, *Phys. Rev. B* **88**, 075138 (2013).
 - [11] H. Watanabe, K. Seki, and S. Yunoki, *Phys. Rev. B* **91**, 205135 (2015).
 - [12] T. Kaneko, Y. Ohta, and S. Yunoki, *Phys. Rev. B* **97**, 155131 (2018).
 - [13] Y. Wakisaka, T. Sudayama, K. Takubo, T. Mizokawa, M. Arita, H. Namatame, M. Taniguchi, N. Katayama, M. Nohara, and H. Takagi, *Phys. Rev. Lett.* **103**, 026402 (2009).
 - [14] T. Kaneko, T. Toriyama, T. Konishi, and Y. Ohta, *Phys. Rev. B* **87**, 035121 (2013); *Phys. Rev. B* **87**, 199902 (2013).
 - [15] K. Seki, Y. Wakisaka, T. Kaneko, T. Toriyama, T. Konishi, T. Sudayama, N. L. Saini, M. Arita, H. Namatame, M. Taniguchi, N. Katayama, M. Nohara, H. Takagi, T. Mizokawa, and Y. Ohta, *Phys. Rev. B* **90**, 155116 (2014).
 - [16] K. Sugimoto, T. Kaneko, and Y. Ohta, *Phys. Rev. B* **93**, 041105 (2016).
 - [17] Y. F. Lu, H. Kono, T. I. Larkin, A. W. Rost, T. Takayama, A. V. Boris, B. Keimer, and H. Takagi, *Nat. Commun.* **8**, 14408 (2017).
 - [18] K. Sugimoto, S. Nishimoto, T. Kaneko, and Y. Ohta, *Phys. Rev. Lett.* **120**, 247602 (2018).
 - [19] T. Rohwer, S. Hellmann, M. Wiesenmayer, C. Sohr, A. Stange, B. Slomski, A. Carr, Y. Liu, L. M. Avila, M. Kalläne, S. Mathias, L. Kipp, K. Rossnagel, and M. Bauer, *Nature (London)* **471**, 490 (2011).
 - [20] E. Möhr-Vorobeve, S. L. Johnson, P. Beaud, U. Staub, R. De Souza, C. Milne, G. Ingold, J. Demers, H. Schaefer, and A. Titov, *Phys. Rev. Lett.* **107**, 036403 (2011).
 - [21] S. Hellmann, T. Rohwer, M. Kalläne, K. Hanff, C. Sohr, A. Stange, A. Carr, M. M. Murnane, H. C. Kapteyn, L. Kipp, M. Bauer, and K. Rossnagel, *Nat. Commun.* **3**, 1069 (2012).
 - [22] M. Porer, U. Leierseder, J.-M. Ménard, H. Dachraoui, L. Mouchliadis, I. E. Perakis, U. Heinzmann, J. Demsar, K. Rossnagel, and R. Huber, *Nat. Mater.* **13**, 857 (2014).
 - [23] S. Mathias, S. Eich, J. Urbancic, S. Michael, A. V. Carr, S. Emmerich, A. Stange, T. Popmitchchev, T. Rohwer, M. Wiesenmayer, A. Ruffing, S. Jakobs, S. Hellmann, P. Matyba, C. Chen, L. Kipp, M. Bauer, H. C. Kapteyn, H. C. Schneider, K. Rossnagel, M. M. Murnane, and M. Aeschlimann, *Nat. Commun.* **7**, 12902 (2016).
 - [24] C. Monney, M. Puppig, C. W. Nicholson, M. Hoesch, R. T. Chapman, E. Springate, H. Berger, A. Magrez, C. Cacho, R. Ernstorfer, and M. Wolf, *Phys. Rev. B* **94**, 165165 (2016).
 - [25] S. Mor, M. Herzog, D. Golež, P. Werner, M. Eckstein, N. Katayama, M. Nohara, H. Takagi, T. Mizokawa, C. Monney, and J. Stähler, *Phys. Rev. Lett.* **119**, 086401 (2017).
 - [26] S. Mor, M. Herzog, J. Noack, N. Katayama, M. Nohara, H. Takagi, A. Trunschke, T. Mizokawa, C. Monney, and J. Stähler, *Phys. Rev. B* **97**, 115154 (2018).
 - [27] D. Werdehausen, T. Takayama, M. Höppner, G. Albrecht, A. W. Rost, Y. Lu, D. Manske, H. Takagi, and S. Kaiser, *Sci. Adv.* **4**, eaap8652 (2018).
 - [28] D. Werdehausen, T. Takayama, G. Albrecht, Y. Lu, H. Takagi, and S. Kaiser, *J. Phys.: Condens. Matter* **30**, 305602 (2018).
 - [29] K. Okazaki, Y. Ogawa, T. Suzuki, T. Yamamoto, T. Someya, S. Michimae, M. Watanabe, Y. Lu, M. Nohara, H. Takagi, N. Katayama, H. Sawa, M. Fujisawa, T. Kanai, N. Ishii, J. Itatani, T. Mizokawa, and S. Shin, *Nat. Commun.* **9**, 4322 (2018).
 - [30] D. Golež, P. Werner, and M. Eckstein, *Phys. Rev. B* **94**, 035121 (2016).
 - [31] Y. Murakami, D. Golež, M. Eckstein, and P. Werner, *Phys. Rev. Lett.* **119**, 247601 (2017).
 - [32] Y. Tanaka, M. Daira, and K. Yonemitsu, *Phys. Rev. B* **97**, 115105 (2018).
 - [33] T. Tanabe, K. Sugimoto, and Y. Ohta, *Phys. Rev. B* **98**, 235127 (2018).
 - [34] C. D. Batista, *Phys. Rev. Lett.* **89**, 166403 (2002); *Phys. Rev. Lett.* **90**, 199901 (2003).
 - [35] D. Ihle, M. Pfaffert, E. Burovski, F. X. Bronold, and H. Fehske, *Phys. Rev. B* **78**, 193103 (2008).
 - [36] K. Seki, R. Eder, and Y. Ohta, *Phys. Rev. B* **84**, 245106 (2011).
 - [37] B. Zenker, D. Ihle, F. X. Bronold, and H. Fehske, *Phys. Rev. B* **85**, 121102 (2012).
 - [38] T. Kaneko, S. Ejima, H. Fehske, and Y. Ohta, *Phys. Rev. B* **88**, 035312 (2013).
 - [39] S. Ejima, T. Kaneko, Y. Ohta, and H. Fehske, *Phys. Rev. Lett.* **112**, 026401 (2014).

- [40] K. Hamada, T. Kaneko, S. Miyakoshi, and Y. Ohta, *J. Phys. Soc. Jpn.* **86**, 074709 (2017).
- [41] T. Kaneko, T. Shirakawa, S. Sorella, and S. Yunoki, *Phys. Rev. Lett.* **122**, 077002 (2019).
- [42] Direct (indirect) implies that the valence band maximum and the conduction band minimum are located at the same (different) position(s) in the Brillouin zone.
- [43] C. N. Yang, *Phys. Rev. Lett.* **63**, 2144 (1989).
- [44] F. H. L. Essler, V. E. Korepin, and K. Schoutens, *Phys. Rev. Lett.* **67**, 3848 (1991).
- [45] F. H. Essler, H. Frahm, F. Göhmann, A. Klümper, and V. E. Korepin, *The One-Dimensional Hubbard Model* (Cambridge University Press, Cambridge, 2005).
- [46] In order for $\hat{\mathcal{H}}$ to be fully rotation symmetric with respect to the Δ -pairing operators, $\hat{\mathcal{H}}$ has to satisfy $[\hat{\mathcal{H}}, \hat{\Delta}^\pm] = 0$, instead of Eq. (16), in addition to $[\hat{\mathcal{H}}, \hat{\Delta}_z] = 0$. If we add the on-site energy term $-\frac{U}{2} \sum_j (\hat{n}_{j,1} + \hat{n}_{j,2})$ to the EFKM in Eq. (1), the model satisfies these commutation relations and thus preserves the internal SU(2) symmetry with respect to the Δ -pairing operators. Note however that the additional term, $-\frac{U}{2} \sum_j (\hat{n}_{j,1} + \hat{n}_{j,2})$, is not important for our purpose because the eigenstate of $\hat{\mathcal{H}}$ is still simultaneously the eigenstate of $\hat{\Delta}^2$ and $\hat{\Delta}_z$, respectively of the additional on-site energy term.
- [47] $\hat{\Delta}$ and $\hat{\Delta}_z$ with the hat are operators and Δ and Δ_z without the hat are c -numbers.
- [48] A. Takahashi, H. Itoh, and M. Aihara, *Phys. Rev. B* **77**, 205105 (2008).
- [49] G. De Filippis, V. Cataudella, E. A. Nowadnick, T. P. Devereaux, A. S. Mishchenko, and N. Nagaosa, *Phys. Rev. Lett.* **109**, 176402 (2012).
- [50] H. Lu, S. Sota, H. Matsueda, J. Bonča, and T. Tohyama, *Phys. Rev. Lett.* **109**, 197401 (2012).
- [51] H. Hashimoto and S. Ishihara, *Phys. Rev. B* **93**, 165133 (2016).
- [52] Y. Wang, M. Claassen, B. Moritz, and T. P. Devereaux, *Phys. Rev. B* **96**, 235142 (2017).
- [53] H. Shiba, *Prog. Theor. Phys.* **48**, 2171 (1972).
- [54] S. Kitamura and H. Aoki, *Phys. Rev. B* **94**, 174503 (2016).
- [55] T. J. Park and J. Light, *J. Chem. Phys.* **85**, 5870 (1986).
- [56] N. Mohankumar and S. M. Auerbach, *Comput. Phys. Commun.* **175**, 473 (2006).
- [57] Z. Lenarčič, D. Golež, J. Bonča, and P. Prelovšek, *Phys. Rev. B* **89**, 125123 (2014).
- [58] H. Hashimoto and S. Ishihara, *Phys. Rev. B* **96**, 035154 (2017).
- [59] R. M. Fye, M. J. Martins, D. J. Scalapino, J. Wagner, and W. Hanke, *Phys. Rev. B* **44**, 6909 (1991).
- [60] E. Jeckelmann, F. Gebhard, and F. H. L. Essler, *Phys. Rev. Lett.* **85**, 3910 (2000).
- [61] J. J. Sakurai, *Modern Quantum Mechanics* (Addison-Wesley, Reading, MA, 1994); M. E. Rose, *Elementary Theory of Angular Momentum* (Wiley, New York, 1967).
- [62] D. Fausti, R. I. Tobey, N. Dean, S. Kaiser, A. Dienst, M. C. Hoffmann, S. Pyon, T. Takayama, H. Takagi, and A. Cavalleri, *Science* **331**, 189 (2011).
- [63] W. Hu, S. Kaiser, D. Nicoletti, C. R. Hunt, I. Gierz, M. C. Hoffmann, M. Le Tacon, T. Loew, B. Keimer, and A. Cavalleri, *Nat. Mater.* **13**, 705 (2014).
- [64] S. Kaiser, C. R. Hunt, D. Nicoletti, W. Hu, I. Gierz, H. Y. Liu, M. Le Tacon, T. Loew, D. Haug, B. Keimer, and A. Cavalleri, *Phys. Rev. B* **89**, 184516 (2014).
- [65] M. Mitrano, A. Cantaluppi, D. Nicoletti, S. Kaiser, A. Perucchi, S. Lupi, P. Di Pietro, D. Pontiroli, M. Riccò, S. R. Clark, D. Jaksch, and A. Cavalleri, *Nature (London)* **530**, 461 (2016).
- [66] A. Cantaluppi, M. Buzzi, G. Jotzu, D. Nicoletti, M. Mitrano, D. Pontiroli, M. Riccò, A. Perucchi, P. Di Pietro, and A. Cavalleri, *Nat. Phys.* **14**, 837 (2018).
- [67] M. A. Sentef, A. F. Kemper, A. Georges, and C. Kollath, *Phys. Rev. B* **93**, 144506 (2016).
- [68] M. Knap, M. Babadi, G. Refael, I. Martin, and E. Demler, *Phys. Rev. B* **94**, 214504 (2016).
- [69] D. M. Kennes, E. Y. Wilner, D. R. Reichman, and A. J. Millis, *Nat. Phys.* **13**, 479 (2017).
- [70] M. A. Sentef, A. Tokuno, A. Georges, and C. Kollath, *Phys. Rev. Lett.* **118**, 087002 (2017).
- [71] M. A. Sentef, *Phys. Rev. B* **95**, 205111 (2017).
- [72] Y. Murakami, N. Tsuji, M. Eckstein, and P. Werner, *Phys. Rev. B* **96**, 045125 (2017).
- [73] N. Bittner, T. Tohyama, S. Kaiser, and D. Manske, *J. Phys. Soc. of Jpn.* **88**, 044704 (2019).
- [74] J. K. Freericks, H. R. Krishnamurthy, and T. Pruschke, *Phys. Rev. Lett.* **102**, 136401 (2009).
- [75] M. Sentef, A. F. Kemper, B. Moritz, J. K. Freericks, Z.-X. Shen, and T. P. Devereaux, *Phys. Rev. X* **3**, 041033 (2013).
- [76] M. Sentef, M. Claassen, A. Kemper, B. Moritz, T. Oka, J. Freericks, and T. Devereaux, *Nat. Commun.* **6**, 7047 (2015).
- [77] Y. Chen, Y. Wang, C. Jia, B. Moritz, A. M. Shvaika, J. K. Freericks, and T. P. Devereaux, *Phys. Rev. B* **99**, 104306 (2019).
- [78] T. Kaneko, K. Seki, and Y. Ohta, *Phys. Rev. B* **85**, 165135 (2012).
- [79] J. Kuneš and P. Augustinský, *Phys. Rev. B* **89**, 115134 (2014).
- [80] R. Fujiuchi, K. Sugimoto, and Y. Ohta, *J. Phys. Soc. Jpn.* **87**, 063705 (2018).
- [81] H. Nishida, S. Miyakoshi, T. Kaneko, K. Sugimoto, and Y. Ohta, *Phys. Rev. B* **99**, 035119 (2019).
- [82] F. Weber, S. Rosenkranz, J.-P. Castellan, R. Osborn, G. Karapetrov, R. Hott, R. Heid, K.-P. Bohnen, and A. Alatas, *Phys. Rev. Lett.* **107**, 266401 (2011).
- [83] T. Kaneko, B. Zenker, H. Fehske, and Y. Ohta, *Phys. Rev. B* **92**, 115106 (2015).
- [84] A. Nakano, T. Hasegawa, S. Tamura, N. Katayama, S. Tsutsui, and H. Sawa, *Phys. Rev. B* **98**, 045139 (2018).