

Reinforcement Learning-Based Trajectory Design for the Aerial Base Stations

Behzad Khamidehi and Elvino S. Sousa

Department of Electrical and Computer Engineering, University of Toronto, Canada

Emails: b.khamidehi@mail.utoronto.ca and es.sousa@utoronto.ca

Abstract—In this paper, the trajectory optimization problem for a multi-aerial base station (ABS) communication network is investigated. The objective is to find the trajectory of the ABSs so that the sum-rate of the users served by each ABS is maximized. To reach this goal, along with the optimal trajectory design, optimal power and sub-channel allocation is also of great importance to support the users with the highest possible data rates. To solve this complicated problem, we divide it into two sub-problems: ABS trajectory optimization sub-problem, and joint power and sub-channel assignment sub-problem. Then, based on the Q-learning method, we develop a distributed algorithm which solves these sub-problems efficiently, and does not need significant amount of information exchange between the ABSs and the core network. Simulation results show that although Q-learning is a model-free reinforcement learning technique, it has a remarkable capability to train the ABSs to optimize their trajectories based on the received reward signals, which carry decent information from the topology of the network.

Index Terms—Reinforcement learning, Q-learning, Aerial Base Station (ABS), Trajectory optimization.

I. INTRODUCTION

Supporting ceaselessly increasing number of mobile devices and their high data rate demands are among the most critical concerns of the wireless networks. Unfortunately, the currently utilized base stations (BSs) are not able to completely satisfy these requirements due to their static nature [1]. In particular, a long distance between mobile users and these static BSs causes a low quality for the communication link, and leads to poor coverage. To resolve this issue, finding technologies allowing the BSs to adaptively decrease their distances to the users is essential for the future communication networks. Motivated by this, aerial base stations (ABSs) have recently attracted significant attention due to their applications in wireless networks [2]. Considering advantages such as high mobility, low cost, and flexible deployment offered by the ABSs [3], they can be considered as a promising technology to improve the coverage of mobile users in the wireless networks.

The conducted research for the ABSs can be categorized into two lines: static ABSs and dynamic ABSs. For the static ABSs, the objective is to find the optimal placement of the ABS(s) in a way that some criteria such as coverage or sum-rate of the users is maximized [4]–[6]. For instance, in [4] the optimal placement of the

ABSs is determined to minimize the number of ABSs required to cover ground users, ensuring that each mobile user is in the coverage area of at least one of the ABSs. In [5] an algorithm is developed to optimize the 3-D deployment of an ABS with the objective of maximizing the number of covered users using the minimum transmit power. However, in all of these work, the location of the ABS is assumed to be fixed. For the dynamic ABSs, however, the main goal is to leverage the mobility of the ABSs. Thus, the trajectory of the ABS(s) is optimized to improve the performance of the mobile users [7]–[9]. This performance gain is resulted from the fact that when the distance between an ABS and user decreases, the probability of having a line-of-sight (LoS) link increases, and hence, higher data rates are achievable in comparison to the static case. In [7] based on the block coordinate descent and successive convex approximation techniques, the authors optimize the user association, ABS trajectories, and transmit power of a multi-ABS system with the objective of maximizing the minimum data rate of the users. In [8], data offloading problem for an ABS-enabled wireless network has been investigated and the trajectory of the ABS obtained with the objective of maximizing the sum-rate of the users served by the ABS, while minimum data requirement has been considered for all users. In [9] the authors proposed an algorithm to maximize the minimum data rate of ground users by jointly optimizing the ABS trajectory and its power and bandwidth. It is worth mentioning that in all of these work, it is assumed that perfect knowledge of the environment is available. This assumption is not practical since the topology of the network can change continuously, and to have perfect knowledge of the environment, a significant amount of information has to be exchanged between the ABSs and the core network, which is not possible.

Motivated by this, we propose a distributed algorithm based on Q-learning to optimize the trajectory of the ABSs. In contrast to the existing algorithms, our algorithm does not need perfect knowledge of the environment, and the amount of information exchanged between ABSs and the core network is negligible. The objective of our trajectory design algorithm is to maximize the sum-rate of users served by each ABS. Therefore, it is

of great importance to allocate optimal power and sub-channels to the users to support them with the highest data rates. To solve this complicated problem, we divide it into two sub-problems: trajectory optimization sub-problem (higher level) and joint power and sub-channel allocation sub-problem (lower level). In the higher level, based on the reinforcement learning techniques, a Q-learning problem is formulated to train and update the trajectory of the ABSs using the feedback signal received from the environment. On the other hand, in the lower level, a joint power and sub-channel allocation problem is solved to form the reward function emerging from taking actions by the ABSs in the higher level.

The rest of the paper is organized as follows: Section II describes the system model. The channel model is also discussed in this section. Principals of reinforcement learning is presented in section III. Section IV formulates the trajectory design problem as a Q-learning problem. Our algorithm is also presented in section IV. Simulation results and conclusion are presented in section V and VI, respectively.

II. SYSTEM MODEL

In this paper, we consider the downlink of a wireless network integrated with multiple ABSs. The set of all ABSs is presented by $\mathcal{J} = \{1, 2, \dots, J\}$, and the set of users associated with the j -th ABS is denoted by \mathcal{K}_j . Moreover, the ABSs share $\mathcal{N} = \{1, 2, \dots, N\}$ orthogonal sub-channels. We use indices j , k , and n to represent ABSs, mobile users, and sub-channels. The position of the j -th ABS at time t is denoted by $\Omega_j(t) = (x_j(t), y_j(t), H)$, where H is the altitude of the ABSs which is assumed to be constant throughout their flight time. The initial and final position of the j -th ABS are indicated by $\Omega_j^0 = (x_j^0, y_j^0, H)$ and $\Omega_j^F = (x_j^F, y_j^F, H)$, respectively. According to this notation, the trajectory of the j -th ABS starts from Ω_j^0 and ends to Ω_j^F . We assume that the speed of the ABSs is constant during their flights, i.e., $\|V_j(t)\| = V$, $\forall t, j$, where V is the constant velocity. The distance between ABS j and its final position Ω_j^F at time t is expressed as

$$D_j(t) \triangleq \|\Omega_j(t) - \Omega_j^F\|^2, \quad \forall j, t, \quad (1)$$

and the distance between ABS j_1 and ABS j_2 at time t is

$$D_{j_1, j_2}(t) \triangleq \|\Omega_{j_1}(t) - \Omega_{j_2}(t)\|^2, \quad \forall j_1 \neq j_2, \forall t. \quad (2)$$

To avoid any collision between the ABSs, their trajectories are subject to collision avoidance constraint as follows

$$D_{j_1, j_2}(t) > D_{\min}, \quad \forall j_1 \neq j_2, \forall t, \quad (3)$$

where D_{\min} is the minimum distance between any pair of ABSs that ensures collision avoidance.

For the air-to-ground links between ABSs and mobile users, we assume that the channel gains are composed of path loss and frequency selective Rayleigh fading. If $h_{jk}^n(t)$ denotes the channel between the j -th ABS and user k over the n -th sub-channel at time t , we have

$$h_{jk}^n(t) = \frac{\rho_{jk}^n(t)}{\sqrt{\text{PL}_{jk}(t)}}, \quad (4)$$

where $\rho_{jk}^n(t)$ accounts for the small scale fading, and $\text{PL}_{jk}^n(t)$ is the average path loss of the link at time t . For the path loss, we adopt the model proposed in [10]. According to this model, both LoS and Non-LoS propagation groups are involved in the average path loss expression. To consider the effects of LoS and Non-LoS links on the average path loss, we need to know their probabilities which depend on the elevation angle between the ABS and the mobile users. Based on [10], the probability of having a LoS link between the j -th ABS and user k at time t is given by

$$\text{pr}_{jk}^{\text{LoS}}(t) = \frac{1}{1 + a \exp(-b(\theta_{jk}(t) - a))}, \quad (5)$$

where $\theta_{ik}(t)$ is the elevation angle between ABS j and user k at time t , and a and b are constants depending on the environment. The elevation angle is given as $\theta_{ik}(t) = \arctan(\frac{H}{L(t)})$, where H and $L(t)$ are the altitude and the horizontal distance between the j -th ABS and user k at time t , respectively. Based on the probability given in (5), the average path loss between ABS j and user k , $\text{PL}_{jk}(t)$ can be formulated as

$$\text{PL}_{jk}(t) = \text{pr}_{jk}^{\text{LoS}}(t) \text{PL}^{\text{LoS}}(t) + (1 - \text{pr}_{jk}^{\text{LoS}}(t)) \text{PL}^{\text{N-LoS}}(t), \quad (6)$$

where $\text{PL}^{\text{LoS}}(t)$ and $\text{PL}^{\text{N-LoS}}(t)$ are the free space path losses corresponding to the LoS and Non-LoS links, respectively. The free space path loss corresponding to the LoS is expressed as $\text{PL}^{\text{LoS}}(t) = \left(\frac{4\pi f_c d_{jk}(t)}{c}\right)^2 \times \eta^{\text{LoS}}$, where $d_{jk}(t)$ represents the distance between the j -th ABS and user k at time t , f_c is the carrier frequency, c is the speed of light, and η^{LoS} is the environment-dependant additional loss due to LoS link. In a similar way, the free space path loss corresponding to the Non-LoS is described as $\text{PL}^{\text{N-LoS}}(t) = \left(\frac{4\pi f_c d_{jk}(t)}{c}\right)^2 \times \eta^{\text{N-LoS}}$, where $\eta^{\text{N-LoS}}$ is the additional loss due to the Non-LoS link. For the small scale fading, without loss of generality we assume that for $\forall j, k, n$, $\rho_{jk}^n(t)$ are independent and identically distributed (i.i.d) random variables with $\mathbb{E}\{|\rho_{jk}^n|^2\} = 1$. Using the described model, the channel gain between the j -th ABS and user k at time t is given by

$$g_{jk}^n(t) \triangleq |h_{jk}^n(t)|^2. \quad (7)$$

As discussed earlier, in this paper, we are to find trajectories of the ABSs with the objective of maximizing sum-rate of the users associated with each ABS. As a

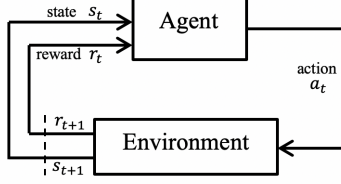


Fig. 1: Interaction between agent and environment.

result, in addition to the optimal trajectory design, optimal power and sub-channel allocation is also necessary to support the users with the highest data rates. If the transmit power of the j -th ABS on the n -th sub-channel and time t is denoted by $P_j^n(t)$, according to Shannon formula, the instantaneous rate of user k served by the j -th ABS at time t on sub-channel n is given by

$$r_{jk}^n(t) = \log \left(1 + \frac{P_j^n(t)g_{jk}^n(t)}{I_{jk}^n(t) + \sigma^2} \right), \quad (8)$$

where σ^2 is the thermal noise at the receiver of the k -th mobile user and $I_{jk}^n(t)$ is the total interference on the n -th sub-channel and time t arising from other ABSs and ground base station (GBS) to the receiver of the k -th user. The interference $I_{jk}^n(t)$ is expressed as

$$I_{jk}^n(t) = \sum_{j'=1, j' \neq j}^J P_{j'}^n(t)g_{j'k}^n(t) + P_0^n(t)g_{0k}^n(t), \quad (9)$$

where the first summation is the total interference from the other ABSs and the last term accounts for the interference arising from the GBS. Accordingly, $P_0^n(t)$ is the transmit power of GBS at time t over the n -th sub-channel, and $g_{0k}^n(t)$ is the channel gain from the GBS to user k over sub-channel n and time t . Moreover, we define the sub-channel assignment indicator as

$$a_{jk}^n(t) \in \{0, 1\}, \forall j, k, n, t, \quad (10)$$

where $a_{jk}^n(t) = 1$ indicates that at time t , sub-channel n is assigned to the user k by its associating ABS j . Otherwise the value of $a_{jk}^n(t)$ is zero.

III. REINFORCEMENT LEARNING FUNDAMENTALS

In this section, we briefly explain the reinforcement learning principals. Then, we formulate our trajectory design problem as a Q-learning problem which can be solved efficiently.

In reinforcement learning, the agent interacts with the environment at each of a sequence of discrete time steps denoted by $t = 0, 1, 2, \dots$. If s_t and \mathcal{S} denote the state occupied by the agent at time t and the set of all possible states, respectively, based on the current state s_t , the agent takes an action $a_t \in \mathcal{A}(s_t)$, where $\mathcal{A}(s_t)$ is the set of actions available at state s_t . One time step later, agent receives reward r_{t+1} and goes to a new state s_{t+1} . Fig. 1 presents the interaction between agent and environment.

The agent at each time step implements a policy $\pi(a|s)$ which is the probability that $a_t = a$ if $s_t = s$, i.e.,

$$\pi(a|s) = \Pr(a_t = a | s_t = s). \quad (11)$$

The implemented policy is modified over time based on the previous experience. Reinforcement learning describes how this policy change is made as a result of agent's experience [11]. The goal of an agent is not maximizing its immediate reward, but the expected sum of discounted reward it receives over the long run is maximized. For this purpose, we define a return function R_t as

$$R_t \triangleq \sum_{k=0}^{T-1} \gamma^k r_{t+k+1}, \quad (12)$$

where T and γ are the final time step and the discount rate $0 \leq \gamma < 1$, respectively. Based on (11) and (12), we can define a function which represents the value of taking action a in state s under policy π , denoted by $Q_\pi(s, a)$ as

$$Q_\pi(s, a) = \mathbb{E}_\pi \left\{ R_t \middle| s_t = s, a_t = a \right\}. \quad (13)$$

In other words, $Q_\pi(s, a)$ is the expected return starting from s , taking action a , and following policy π . This function is called action-value function or simply Q-function. Using the definition of return in (12), the action-value function can be decomposed into immediate reward plus discounted Q-function of successor state as

$$Q_\pi(s, a) = \mathbb{E}_\pi \left\{ r_{t+1} + \gamma Q_\pi(s_{t+1}, a_{t+1}) \middle| s_t = s, a_t = a \right\}. \quad (14)$$

The optimal Q-function is expressed as

$$Q^*(s, a) = \max_{\pi} Q_\pi(s, a), \quad (15)$$

and the optimal policy can be obtained by maximizing over $Q^*(s, a)$ according to

$$\pi^*(a|s) = \begin{cases} 1 & \text{if } a = \arg \max_a Q^*(s, a) \\ 0 & \text{Otherwise} \end{cases}. \quad (16)$$

Moreover, the optimal Q-function has to satisfy the Bellman optimality equation [11] for the Q-function as

$$Q^*(s, a) = \mathbb{E}_\pi \left\{ r_{t+1} + \gamma \max_{a'} Q^*(s_{t+1}, a') \middle| s_t = s, a_t = a \right\}. \quad (17)$$

It is worth mentioning here that the Bellman optimality equation is non-linear and in general does not have any closed form solution. Alternatively, to solve (17) we have to use an iterative method. Q-learning is a well-known method for finding $Q^*(s, a)$ in a recursive manner [12]. According to this method, the learned action-value function is updated as

$$Q(s_t, a_t) \leftarrow Q(s_t, a_t) + \alpha \left[r_{t+1} + \gamma \max_a Q(s_{t+1}, a) - Q(s_t, a_t) \right], \quad (18)$$

where $\alpha \in [0, 1]$ is the learning rate. The most important advantage of this method is that the learned Q-function derived by (18) directly approximates the optimal action-value function, $Q^*(s, a)$, independent of the policy followed by the agent [11].

IV. TRAJECTORY OPTIMIZATION AS A Q-LEARNING PROBLEM

In this section, the trajectory optimization is formulated as a Q-learning problem. To find the trajectories of the ABSs with the objective of maximizing sum-rate of the users associated with each ABS, we divide the problem into two sub-problems: trajectory optimization sub-problem and joint power and sub-channel allocation sub-problem. In other words, a two stage decision making procedure is considered to deal with the original complicated problem. In the first stage, using the Q-learning technique, ABSs take one of the available actions to obtain their trajectories. Upon any change in the position of the ABSs, in the second stage, a new optimization problem is solved to allocate optimal power and sub-channels to the mobile users. The corresponding sum-rate contributes to the reward received from taking the action in the first stage. In what follows, we define the agents, states, actions, and reward associated to the Q-learning framework:

Agent j : ABS j , $1 \leq j \leq J$.

State $s_t^{(j)}$: Position of ABS j at time t . In other words, $s_t^{(j)} = \{x_j(t), y_j(t), H\}$. It is worth mentioning that in general, the position of each ABS can be a continuous function. To restrict the number of possible states, we place a grid with limited number of squares on it to discretize the area. The center of each square represents that state. For instance, if the area of interest is rectangular and is presented by $x_{\min} \leq x \leq x_{\max}$ and $y_{\min} \leq y \leq y_{\max}$, we convert this continuous area into M^2 states by splitting both $[x_{\min}, x_{\max}]$ and $[y_{\min}, y_{\max}]$ intervals into M slots. In the resulting grid, the coordinates of the center of the square located at the k_1 -th slot in the x axis and the k_2 -th slot in the y slot are $x_{k_1} = x_{\min} + \frac{(x_{\max} - x_{\min})}{M}(k_1 - 1)$ and $y_{k_2} = y_{\min} + \frac{(y_{\max} - y_{\min})}{M}(k_2 - 1)$, respectively. As a result, the number of available states in our problem is limited to M^2 .

Action $a_t^{(j)}$: Available actions at each state are the movement in four directions: left, right, forward, and backward.

Reward $r_t^{(j)}$: The reward function for the j -th agent is defined as follows

$$r_t^{(j)} = \beta_1 F_1^{(j)}(t) - \beta_2 F_2^{(j)}(t) - \beta_3 F_3^{(j)}(t), \quad (19)$$

where $F_1^{(j)}$ reflects the sum-rate of the users served by ABS j , $F_2^{(j)}$ motivates the ABS to complete its flight in a reasonably short time, and $F_3^{(j)}$ is an activation function required for the safety of the ABSs. In (19), β_1 , β_2 , and β_3 are parameters of the reward function. In what follows

we introduce functions $F_1^{(j)}$, $F_2^{(j)}$, and $F_3^{(j)}$ in more details and explain the rationale behind this selection.

As discussed earlier, Q-learning aims to maximize the sum-rate of the users while the time to complete the flight is reasonably short. Moreover, for safety purposes, the distance between any pair of ABSs must be greater than some predefined threshold. Based on these concerns, we design the reward function. Function $F_1^{(j)}(t)$ is defined to be the sum-rate of mobile users currently served by the ABS j . This function is expressed as

$$F_1^{(j)}(t) = \sum_{k=1}^K \sum_{n=1}^N a_{jk}^{*n}(t) \log \left(1 + \frac{P_j^{*n}(t) g_{jk}^n(t)}{I_{jk}^n(t) + \sigma^2} \right), \quad (20)$$

where $P_j^{*n}(t)$ and $a_{jk}^{*n}(t)$ are the optimal power and sub-channel allocation at time t , respectively. To find these values, the j -th ABS solves the following optimization problem at time t

$$\max_{P, a} \sum_{k=1}^K \sum_{n=1}^N a_{jk}^n(t) \log \left(1 + \frac{P_j^n(t) g_{jk}^n(t)}{I_{jk}^n(t) + \sigma^2} \right) \quad (21a)$$

$$\text{s.t.} \quad \sum_{k=1}^K \sum_{n=1}^N a_{jk}^n(t) P_j^n(t) \leq P_{\max}, \quad (21b)$$

$$\sum_{k=1}^K a_{jk}^n(t) \leq 1, \quad \forall n, \quad (21c)$$

$$a_{jk}^n(t) \in \{0, 1\}, \quad \forall k, n, \quad (21d)$$

where constraint (21b) ensures that the transmit power of each ABS is limited to P_{\max} and (21c) guarantees that at each time t , each sub-channel is assigned to at most one mobile user. The optimization problem of (21a) is a non-convex mixed integer problem due to constraint (21d). To make it tractable, we first relax the binary variables $a_{jk}^n(t)$ to be continuous in the interval of $[0, 1]$. Moreover, we denote the actual power allocated to the k -th mobile user served by the j -th ABS on the n -th sub-channel and time t with $\tilde{P}_{jk}^n(t) \triangleq a_{jk}^n(t) P_j^n(t)$. As a result, the new optimization problem is given by

$$\max_{\tilde{P}, a} \sum_{k=1}^K \sum_{n=1}^N a_{jk}^n(t) \log \left(1 + \frac{\tilde{P}_j^n(t) g_{jk}^n(t)}{a_{jk}^n(t) (I_{jk}^n(t) + \sigma^2)} \right) \quad (22a)$$

$$\text{s.t.} \quad \sum_{k=1}^K \sum_{n=1}^N \tilde{P}_{jk}^n(t) \leq P_{\max}, \quad (22b)$$

$$0 \leq a_{jk}^n(t) \leq 1, \quad \forall k, n, \quad (22c)$$

It can be shown that the function $f(x, y) = x \log(1 + \frac{y}{x})$, for a constant h , is concave over $x \geq 0$ and $y \geq 0$ since its Hessian matrix is negative semi-definite.

Therefore, problem of (22a) is a convex problem. To solve (22a), we form its Lagrangian function as follows

$$\mathcal{L}\{\mathbf{P}, \mathbf{a}, \lambda, \mu\} = \sum_{k=1}^K \sum_{n=1}^N a_{jk}^n(t) \log \left(1 + \frac{P_j^n(t) g_{jk}^n(t)}{I_{jk}^n(t) + \sigma^2} \right) + \lambda \left(P_{\max} - \sum_{k=1}^K \sum_{n=1}^N a_{jk}^n(t) P_j^n(t) \right) + \sum_{n=1}^N \mu_n \left(1 - \sum_{k=1}^K a_{jk}^n(t) \right), \quad (23)$$

where λ and μ_n are the dual multipliers associated with constraints (21b) and (21c), respectively. The Lagrangian dual function is defined as

$$g(\lambda, \mu) = \max_{\mathbf{P}, \mathbf{a}} \mathcal{L}\{\mathbf{P}, \mathbf{a}, \lambda, \mu\},$$

and the dual problem is

$$\min_{\lambda, \mu} g(\lambda, \mu) \quad \text{s.t. } \lambda, \mu \geq 0. \quad (24)$$

According to the KKT conditions [13], the optimal solution of (22a) must satisfy $\frac{\partial \mathcal{L}}{\partial P_{jk}^n} = 0$ and $\frac{\partial \mathcal{L}}{\partial a_{jk}^n} = 0$.

As a result, we obtain

$$P_j^{*n}(t) = \frac{\tilde{P}_{jk}^{*n}(t)}{a_{jk}^n(t)} = \left[\frac{1}{\ln 2 \lambda} - \frac{I_{jk}^n(t) + \sigma^2}{h_{jk}^n(t)} \right]^+, \quad (25)$$

and

$$a_{jk^*}^n(t) = 1 \Big|_{k^* = \arg \max_k \Psi_{jk}^n(t)}, \quad (26)$$

where

$$\Psi_{jk}^n(t) = \log \left(1 + \frac{P_j^{*n}(t) h_{jk}^n(t)}{I_{jk}^n(t) + \sigma^2} \right) - \frac{1}{\ln 2} \frac{P_j^{*n}(t) h_{jk}^n(t)}{P_j^{*n}(t) h_{jk}^n(t) + I_{jk}^n(t) + \sigma^2}.$$

In other words, sub-channel n is assigned to user k with the largest value of $\Psi_{jk}^n(t)$. The dual variable λ can be updated with the sub-gradient method according to

$$\lambda(l+1) = \left[\lambda(l) - \alpha(l) \left(P_{\max} - \sum_{k=1}^K \sum_{n=1}^N \tilde{P}_{jk}^n(t) \right) \right]^+, \quad (27)$$

where $\alpha(l)$ is the step size in the l -th iteration which has to satisfy $\sum_{l=1}^{\infty} \alpha(l) = \infty$, and $\lim_{l \rightarrow \infty} \alpha(l) = 0$. Using (25) and (26), the sum-rate of the users associated with the j -th ABS is derived by (20).

In addition to the sum-rate function $F_1^{(j)}(t)$, we need another function $F_2^{(j)}(t)$ to motivate the ABS to reach the terminal state (final position) at the end of its flight time. This prevents ABSs from staying at a specific point, and forces the ABSs to reach their destinations. We define

$$F_2^{(j)}(t) = D_j(t), \quad (28)$$

where $D_j(t)$ is the distance between ABS j and its final position at time t and is defined in (1). Moreover, we

Algorithm 1 Distributed Q-Learning for the ABS trajectory design

```

1: For all ABSs, initialize their Q-function  $Q_j(s, a)$  for all  $s \in \mathcal{S}$ ,
    $\forall a \in \mathcal{A}(s)$  and  $\forall j \in \mathcal{J}$ , arbitrarily.
2: Set  $Q_j(\text{Terminal state}, \cdot) = 0$  for all ABSs.
3: for episode=1 to max episode do
4:   Initialize  $s_0^{(j)}$  based on the initial location of each ABS  $j$ .
5:   for each step of episode (time  $t$ ) do
6:     for each ABS do
7:       if  $\text{rand}(\cdot) < \epsilon$  then
8:         select action randomly (exploration)
9:       else
10:        Choose action  $a_t^{(j)} = \arg \max_{a'} Q_j(s_t^{(j)}, a')$ 
        (exploitation)
11:      end if
12:      Take action  $a_t^{(j)}$ ,
13:      Receive the immediate reward,  $r_{t+1}^{(j)}$  according to (19)
14:      Observe the new state  $s_{t+1}^{(j)}$ 
15:      Update Q-function for ABS  $j$  as
16:       $Q_j(s_t^{(j)}, a_t^{(j)}) \leftarrow Q_j(s_t^{(j)}, a_t^{(j)}) + \alpha [r_{t+1}^{(j)} +$ 
         $\gamma \max_a Q_j(s_{t+1}^{(j)}, a) - Q_j(s_t^{(j)}, a_t^{(j)})]$ 
17:    end for
18:  end for
19: end for

```

need another function $F_3^{(j)}(t)$ to act like an activation function returning a value when the distance between ABS j to any other ABS is less than the threshold distance required for the collision avoidance. In other words,

$$F_3^{(j)}(t) = \begin{cases} 1 & D_{j,j'}(t) < D_{\min}, \forall j' \neq j \\ 0 & \text{Otherwise} \end{cases}. \quad (29)$$

Based on (20), (28), and (29), the reward function is expressed as (19). Algorithm 1 shows our distributed Q-learning algorithm for the ABS trajectory design.

V. SIMULATION RESULTS

In this section, numerical results are presented to show the performance of the proposed algorithm. We consider a $3\text{km} \times 3\text{km}$ area which using a rectangular grid is divided into $M^2 = 900$ states. Users are randomly distributed in the area. In our simulations we assume a dual-ABS system. The number of sub-channels and the carrier frequency are $N = 8$ and $f_c = 2\text{GHz}$, respectively. The total number of users in our simulations is 20 in which half of them are assigned to each one of the ABSs. The altitude of the ABSs is assumed $H = 100\text{m}$. Other parameters are as follows: $(a, b) = (5, 0.5)$, $\eta^{\text{LoS}} = 1$, $\eta^{\text{N-LoS}} = 20$, $\gamma = 0.9$, $\epsilon = 0.1$, $(\beta_1, \beta_2, \beta_3) = (10, 0.25, 1000)$, $V = 10\text{m/s}$, $P_{\max} = 200\text{mW}$, $D_{\min} = 5\text{m}$, $[\mathbf{x}_{\min}, \mathbf{x}_{\max}] = [0, 3000]$, and $[\mathbf{y}_{\min}, \mathbf{y}_{\max}] = [0, 3000]$.

Fig. 2 presents the final trajectory of the ABSs. This figure shows that although Q-learning is a model-free method, it has ability to make the agents aware of the environment. In other words, using the feedback signals which are the rewards signals, the ABSs can be

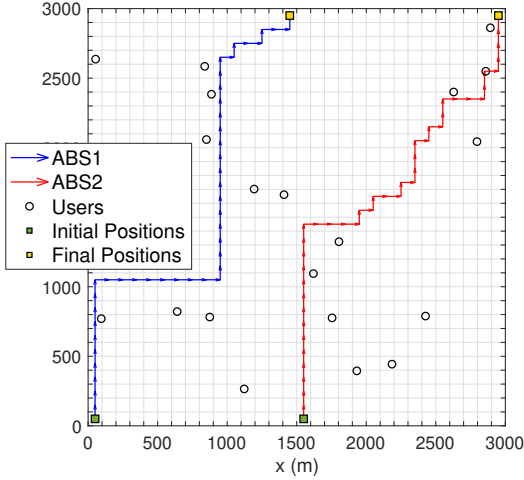


Fig. 2: Final trajectory of the ABSs.

trained to find their trajectories based on the topology of the network. This figure also shows that in addition to moving from the initial position toward the final position, the ABSs repeatedly decrease their distances to their associated users. This is essential for the ABSs since by reducing the distance to a user, the link quality between the ABS and the aforementioned user is improved. As a result, the data rate of the user increases. Moreover, it is observed that the ABSs eventually reach to their final positions either to get prepared for the next flight time or to recharge their batteries. This is done so that the distance between the ABSs at any time during their flight remains more than D_{\min} .

Fig. 3 shows convergence of the average sum-rate of the users. Index e indicates the episode number. As can be observed, at the beginning of the learning process, the achievable sum-rate fluctuates widely. However, after a sufficient number of episodes, this fluctuation becomes negligible and the sum-rate converges to its optimal value. This is due to the fact that the agents (ABSs) are trained based on the feedback signals they receive. These feedback signals carry required information from the environment. Therefore, After a sufficient number of episodes, the ABSs will have a decent knowledge of the topology of the network. This improves the performance of the ABSs in terms of their trajectory and their achievable data rates.

VI. CONCLUSION

In this paper, we studied the trajectory optimization problem for a wireless network integrated with multiple ABSs. The objective is to maximize the total data rate of users served by each ABS. As a result, in addition to the trajectory optimization, it is of great importance to allocate optimal power and sub-channels to the users to support them with the highest possible data rates. To address all, we divide the problem into two sub-problems: trajectory optimization sub-problem and joint power and sub-channel allocation sub-problem. For

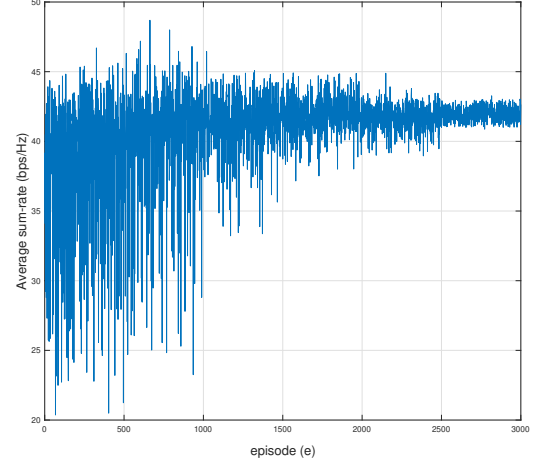


Fig. 3: Convergence of the average sum-rate of the users

the trajectory optimization sub-problem, a reinforcement learning problem has been formulated while for the later one an optimization problem has been solved. The simulation results show that although Q-learning is a model-free reinforcement learning method, it effectively trains the ABSs to optimize their trajectories.

REFERENCES

- [1] I. Bor-Yaliniz and H. Yanikomeroglu, "The New Frontier in RAN Heterogeneity: Multi-Tier Drone-Cells," *IEEE Commun. Mag.*, vol. 54, no. 11, pp. 48–55, Nov. 2016.
- [2] Y. Zeng, J. Lyu, and R. Zhang, "Cellular-Connected UAV: Potential, Challenges, and Promising Technologies," *IEEE Wireless Commun.*, vol. 26, no. 1, pp. 120–127, Feb. 2019.
- [3] Y. Zeng, R. Zhang, and T. J. Lim, "Wireless Communications with Unmanned Aerial Vehicles: Opportunities and Challenges," *IEEE Commun. Mag.*, vol. 54, no. 5, pp. 36–42, May 2016.
- [4] J. Lyu, Y. Zeng, R. Zhang, and T. J. Lim, "Placement Optimization of UAV-Mounted Mobile Base Stations," *IEEE Commun. Lett.*, vol. 21, no. 3, pp. 604–607, Mar. 2017.
- [5] M. Alzenad, A. El-Keyi, F. Lagum, and H. Yanikomeroglu, "3-D Placement of an Unmanned Aerial Vehicle Base Station (UAV-BS) for Energy-Efficient Maximal Coverage," *IEEE Wireless Commun. Lett.*, vol. 6, no. 4, pp. 434–437, Aug. 2017.
- [6] R. Ghanavi, E. Kalantari, M. Sabbaghian, H. Yanikomeroglu, and A. Yongacoglu, "Efficient 3D aerial base station placement considering users mobility by reinforcement learning," in *Proc. IEEE WCNC*, Apr. 2018, pp. 1–6.
- [7] Q. Wu, Y. Zeng, and R. Zhang, "Joint Trajectory and Communication Design for Multi-UAV Enabled Wireless Networks," *IEEE Trans. Wireless Commun.*, vol. 17, no. 3, pp. 2109–2121, Mar. 2018.
- [8] F. Cheng, S. Zhang, Z. Li, Y. Chen, N. Zhao, F. R. Yu, and V. C. M. Leung, "UAV Trajectory Optimization for Data Offloading at the Edge of Multiple Cells," *IEEE Trans. Veh. Technol.*, vol. 67, no. 7, pp. 6732–6736, Jul. 2018.
- [9] Q. Wu and R. Zhang, "Common Throughput Maximization in UAV-Enabled OFDMA Systems with Delay Consideration," 2018. [Online]. Available: <http://arxiv.org/abs/1801.00444>
- [10] A. Al-Hourani, S. Kandeepan, and S. Lardner, "Optimal LAP Altitude for Maximum Coverage," *IEEE Wireless Commun. Lett.*, vol. 3, no. 6, pp. 569–572, Dec 2014.
- [11] R. S. Sutton and A. G. Barto, *Introduction to Reinforcement Learning*, 1st ed. Cambridge, MA, USA: MIT Press, 1998.
- [12] C. J. C. H. Watkins and P. Dayan, "Q-Learning," *Machine Learning*, vol. 8, no. 3, pp. 279–292, May 1992.
- [13] S. Boyd and L. Vandenberghe, *Convex Optimization*. Cambridge University Press, 2004.