

---

# Learning Set-equivariant Functions with SWARM Mappings

---

Roland Vollgraf  
 Zalando Research  
 Zalando SE  
 10243 Berlin, Germany  
 roland.vollgraf@zalando.de

## Abstract

In this work we propose a new neural network architecture that efficiently implements and learns general purpose set-equivariant functions. Such a function  $f$  maps a set of entities  $x = \{x_1, \dots, x_n\}$  from one domain to a set of same cardinality  $y = f(x) = \{y_1, \dots, y_n\}$  in another domain regardless of the ordering of the entities. The architecture is based on a gated recurrent network which is iteratively applied to all entities individually and at the same time syncs with the progression of the whole population. In reminiscence to this pattern, which can be frequently observed in nature, we call our approach *SWARM* mapping.

Set-equivariant and generally permutation invariant functions are important building blocks for many state of the art machine learning approaches. Even in applications where the permutation invariance is not of primary interest, as to be seen in the recent success of attention based transformer models [16]. Accordingly, we demonstrate the power and usefulness of SWARM mappings in different applications. We compare the performance of our approach with another recently proposed set-equivariant function, the *Set Transformer* [9] and we demonstrate that models solely based on SWARM layers gives state of the art results.

## 1 Introduction

Permutation invariant transformations have recently attracted growing attention in the research community. Today, there are numerous deep learning tasks where data comes in an unordered or non-meaningful order. Think of, for example, an image based classification task, where the decision has to be made based on a collection of images. The order in the data batch often is arbitrary and non-informative, though the classifier may be sensitive to it. When empirically marginalizing over the ordering, the sensitivity reflects in the variance of the classifier. We will demonstrate this effect in a little example below. But interesting applications are not limited to information pooling from collections. In principle everywhere where information on a population of entities is processed - be it to take a decision upon the whole population or a decision on the individuals that is influenced by the population - permutation invariant or equivariant functions emerge. The population can be, as already mentioned, a collection of objects to classify jointly, the data points in Bayesian experiment, examples in a few-shot learning setup, and many more. The theory of invariant functions is well understood. [21] have introduced the notion of *Deep Sets* as learnable set functions. [20] and [12] study generalizations of the universal approximation theorem for neural networks for invariant or equivariant mappings. However, it is not clear if the theoretical results always provide useful foundation for designing practically applicable set functions [18].

In this work, we propose a new approach to set-equivariant functions that practically works well and efficiently also under circumstances where approaches inspired by universal approximation theorem do not. First we will introduce our model, which we call SWARM mappings. We will

then introduce an amortized clustering task as a challenging performance benchmark. We compare SWARM mappings with other approaches to set-equivariant functions. Further we demonstrate that SWARM mappings can also be used in a not equivariant setting by allowing a setup of a 1-layer transformer architecture for the generation of images

## 2 Set-equivariant functions

We study problems in which an unordered set or *population* of *entities* is processed simultaneously by a deep neural network. We use bold face symbols or a notation in parentheses to indicate the whole population of entities as a matrix  $\mathbf{x}$  or  $\{x_1, \dots, x_N\} = \{x_i\}_{i=1\dots N} \in \mathbb{R}^{d \times N}$  as a set. Whenever there is no ambiguity, we may omit the subscripts  $\{\cdot\}_{i=1\dots N}$  for simplicity. Although the population of entities is a set of vectors, it makes sense to consider them in arbitrary but fixed order as a matrix. For a set-equivariant mapping we have to ensure that it can be carried out on an arbitrary number of entities and their ordering doesn't matter.

**Definition 1.** A function  $f : \mathbb{R}^{d_x \times N} \rightarrow \mathbb{R}^{d_y \times N}$  is set-equivariant if it is defined for all  $N \in \mathbb{N}^+$  and for all  $\mathbf{x} \in \mathbb{R}^{d_x \times N}$  the following holds

$$\pi(f(\mathbf{x})) = f(\pi(\mathbf{x})) \quad (1)$$

for arbitrary permutations of the columns of  $\mathbf{x}$ ,  $\pi(\mathbf{x}) := (x_{\pi(i)})_{i=1\dots N_E}$ .

From equation (1) it follows directly that for a repeated application of functions  $f = f_1 \circ \dots \circ f_n$  to be a set-equivariant mapping it is sufficient that every  $f_i$  is set-equivariant. Thus, we can model arbitrarily complex functions in a hierarchical structure, just like in any other feed forward neural network architecture, as long as we provide that all components fulfill (1). Apparently, any function that maps entities individually is trivially set-equivariant. Standard non-linearities or entity-wise linear or non-linear operations (sometimes referred to as  $1 \times 1$ -convolutions) fall into that category.

However, the family of functions that fulfill the definition is much richer than this. The simplest non-trivial one is the linear mapping

$$\mathbf{y}_{ji} = \sum_{l=1}^{d_x} \sum_{k=1}^N \mathbf{W}_{ji, lk} \mathbf{x}_{lk} + \mathbf{b}_{ji} \quad \text{where} \quad \mathbf{W}_{ji, lk} = \begin{cases} \mathbf{W}_{jl}^=, & i = k \\ \mathbf{W}_{jl}^{\neq}, & i \neq k \end{cases}, \quad \mathbf{b}_{ji} = \mathbf{b}_j. \quad (2)$$

In fact, this is equivalent to two linear functions, one operating on all entities individually ( $\mathbf{W}^=$ ) and one working on all entities summed up ( $\mathbf{W}^{\neq}$ ), the output of which as well as the bias are shared by all entities. In a feed forward architecture with several such layers combined with appropriate non-linearities, significantly non-trivial set functions can be learned. It has been proven theoretically that such set pooling functions can approximate arbitrary complex set-equivariant (and -invariant) functions [21]. However, in practical applications, this structure can turn out to be too limiting [18]. We will call such layers 'set-linear' layers in the following and include them in our experiments below.

## 3 SWARM Mappings

Our goal was to improve on the limited practical approximation capabilities of set-linear layers. When we look at their working principle (2) then we see that all entities  $x_i$  are processed individually with the same affine transformation  $(\mathbf{W}^= - \mathbf{W}^{\neq})x_i + \mathbf{b}$  and all entities receive the same additive population update  $\mathbf{W}^{\neq} \sum_i x_i$ . Our idea was to increase expressiveness by letting every single entity maintain their own memory about how they develop compared to the development of the whole population during adjacent transformation steps. The core idea of SWARM mappings is to implement exactly this entity individual memory. In processing long sequences, it is well known that gated network architectures like LSTM [5, 3] and GRU [2] can carry on information over long (temporal) distances. In spite of non-temporal but layered architectures, Highway Networks [13] have shown to have the same positive effect on carrying on information through many adjacent processing steps.

For SWARM we use a modified LSTM cell that receives as input to its gating networks the entity input  $x_i$ , the last output  $h_i$ , and additionally a population input  $p_i = p(x_1, \dots, x_N)$ , where  $p$  is a

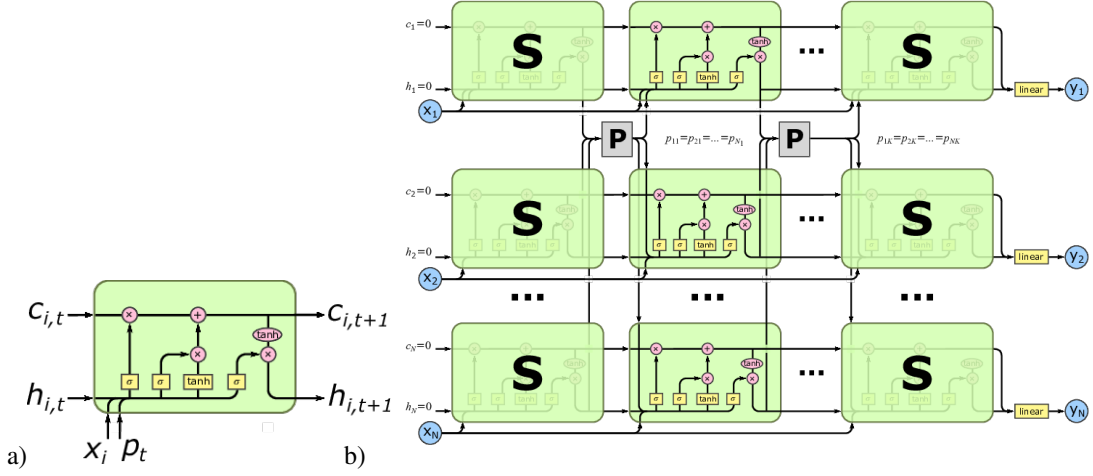


Figure 1: **a)** A SWARM cell processes all entities individually, much like a LSTM cell, except that additionally the hidden LSTM states  $h_{i,t}$  are pooled appropriately over the all entities and augment the input of the LSTM cell with population input  $p_t$ . **b)** A SWARM layer executes the SWARM cell recurrently for a certain number of iterations. The LSTM cell and hidden states are initialized with zero in the first iteration. The input  $\mathbf{x}$  is provided in every iteration. After the last iteration, cell and hidden states of every entity are concatenated along the hidden dimension and mapped entity-wise with a shared linear layer to the output entities  $\mathbf{y}$ . All entities and iterations share the same weights of the SWARM cell.

set-invariant population function of all entities. Thus, for the activation of gate  $g_i$  of entity  $i$ , i.e. input, output, and forget gates (and similarly for the cell update), we have an additional population term in the activation equation involving  $p_i$ ,

$$g_i = \sigma(W_{gx}x_i + W_{gh}h_i + W_{gp}p_i + b_g) .$$

For set-equivariance all parameters have to be shared among all entities, thus allowing for variable number of entities and permutation invariance. The update of the memory cell then works as usual in any LSTM. Figure 1a) shows an illustration of the SWARM LSTM cell with population pooling. For processing in a SWARM layer, the cell is executed in parallel for all entities and repeatedly over several iterations. During the iterations the input to the cell,  $x_i$ , will remain the same, but the cell's memory state is constantly updated with the feedback provided by the population. In the last iteration, the memory will be sufficient to produce together with the input the right output  $y_i$  for entity  $i$ . Figure 1b) depicts a SWARM layer as a recurrent processing unit. Initial values for  $h_i$  and  $c_i$  are set to zero. Taking the SWARM layer as a set-equivariant building block, nothing speaks against stacking several of them together or combining them with other set-equivariant blocks. In our experiments we used one or two layers with a non-linearity layer between them.

To update population information iteratively is an approach that has shown to be useful also in related setups. A recurrent application of set-linear layers in the context of reinforcement learning was proposed in [14]. This could be seen as a SWARM mapping without explicit entity memory and the gating mechanism introduced by the LSTM cell. After initial experiments, which we had done with SWARM and a plain RNN cells instead of the LSTM, had shown difficult training and instable learning behaviour (in particular for larger populations), we didn't follow this path further.

Iterative LSTM updates are proposed in [17]. A population vector is iteratively build up with an LSTM cell. In every iteration, the model attends to an entity embedding and thus successively pulls the information of the whole population into a permutation invariant output vector (which in turn is used to generate an output set). It is does not the iteration entity-wise, which, however, turns out beneficial when the primary interest is on permutation-equivariant mappings.

## 4 Experiments<sup>1</sup>

### 4.1 Direct Amortized Clustering

We compare the performance of SWARM layers and other architectures in an amortized clustering experiment. The model is presented a number of  $N$  entities at a time and its task is to simultaneously assign every entity to one out of  $n_{clust}$  cluster indices. As we are primarily interested in set-equivariant rather than set-invariant mappings, we try to learn assignments for data points to clusters directly. It turned out that this is a rather challenging task that is difficult for many models to solve. For comparison in, Sec. 4.2, we also replicate the exact amortized clustering experiment that was presented in [9], where the parameters of a Mixture of Gaussians have to be estimated instead the cluster assignments.

Training amortized clustering is a supervised learning task similar to classification. We want to assign every entity to a class (or cluster). However, we are confronted with the permutation ambiguity of clustering. Therefore, we leverage the *Hungarian Algorithm* [7] to find the optimal assignment of clusters to labels. In theory, there are  $n_{clust}!$  possible assignment permutations. However, the Hungarian Algorithm is able to find the optimal assignment in polynomial time which makes this clustering experiment feasible.

#### 4.1.1 Dataset

The dataset comprises 10.000 tasks each having random number of  $N$  entities, uniformly between 100 and 1.000. Entities are points in  $\mathbb{R}^2$  that are iid. drawn from a Mixture of Gaussians. For every task, the number of Gaussian clusters is drawn uniformly random between 3 and 10, the cluster centers were drawn iid. from the standard normal distribution. The cluster covariance were drawn iid. from the inverse Wishart distribution with 4 degrees of freedom and a scale factor of  $0.05 \cdot \mathbf{I}$ . Cluster assignments were uniform over the number of clusters. The dataset was sampled once with a fixed random seed and then used for all experiments. It was split into 9.000 tasks for training and 1.000 tasks for validation/testing.

#### 4.1.2 Models

We compare our approach to different architectures:

**SetLinear and SetLinear (max)** A feed forward architecture with set-linear mappings (2) followed by ReLU non-linearities. We use both (2) which performs mean pooling as well a variant with max pooling over the population.

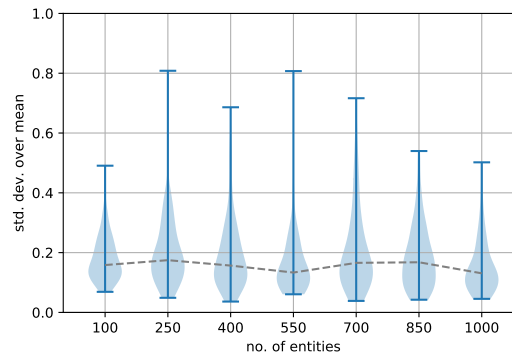
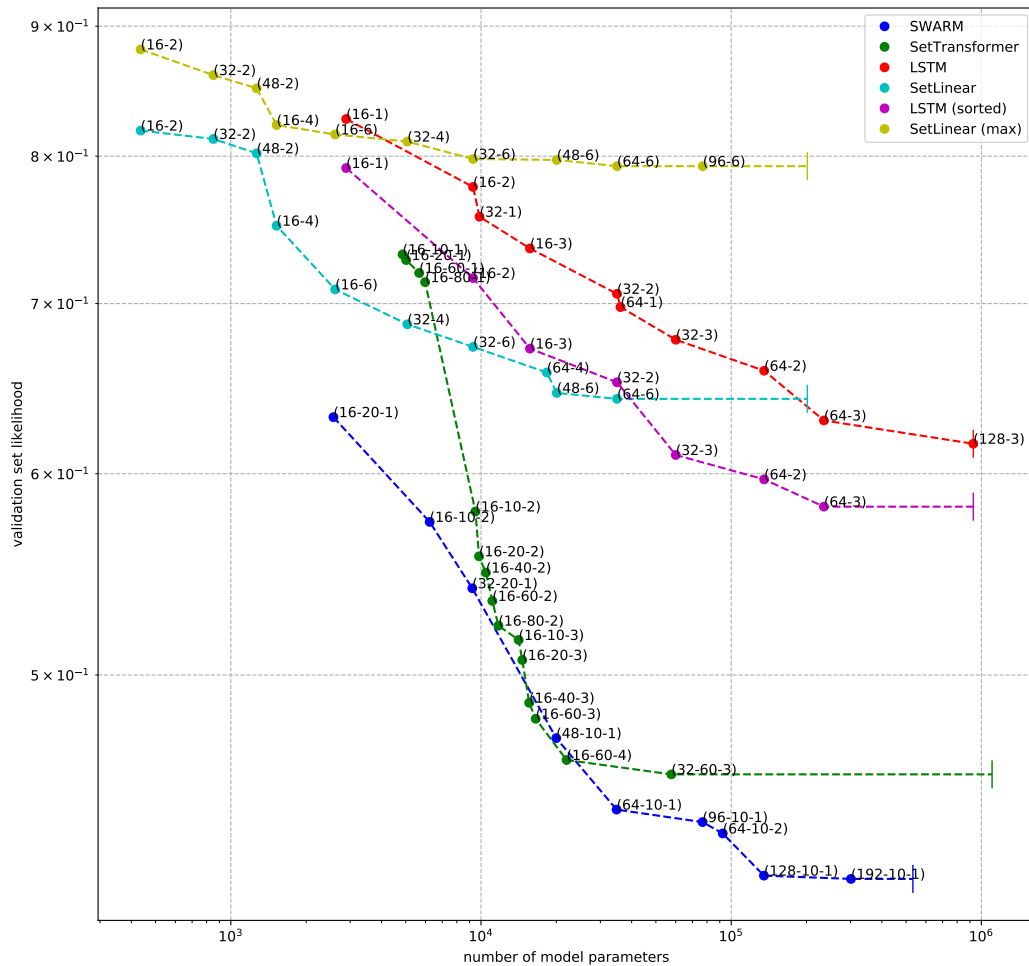
**LSTM and LSTM (sorted)** A recurrent architecture based on (potentially multi-layered) bidirectional LSTM [4] which treats the entities as an ordered sequence. This is of course no set-equivariant operation. We have included this model more as a baseline. Also we will use it to study the effect of an implicit ordering of an otherwise unordered set. For training of this model we had the entities explicitly shuffled randomly to avoid that the model learns from any spurious ordering of the entities. For comparison we also include a variant that does explicit sorting over the first and then the second dimension of the entities. Doing so, the LSTM model becomes truly set-equivariant.

**SetTransformer** These were recently proposed in [9] and build upon multi-head attention and self attention layers [16]. To be compatible with our setup we only use the encoder part of their model, which is a set-equivariant function before it gets pooled down to an output of fixed size in the decoder. From the different architectural building blocks described in the paper we have chosen the *Induced Set Attention Blocks (ISAB)* to compare with, as they were reported best performing.

**SWARM** We investigate the proposed SWARM layers as single processing blocks or stacked on top of each other to form a set-equivariant feed forward network. When more than one layer was used, a ReLU non-linearity was used between them.

---

<sup>1</sup>All data and experiment code can be found at <https://github.com/zalandoresearch/SWARM>



|                        | code    | a) hidden units              | b) inducing points | c) iterations | d) layers  |
|------------------------|---------|------------------------------|--------------------|---------------|------------|
| <b>SetLinear</b>       |         |                              |                    |               |            |
| <b>SetLinear (max)</b> | (a-d)   | 32, 64                       | -                  | -             | 2, 4, 8    |
| <b>LSTM</b>            |         |                              |                    |               |            |
| <b>LSTM (sorted)</b>   | (a-d)   | 16, 32, 64, 128              | -                  | -             | 1, 2, 3    |
| <b>SetTransformer</b>  | (a-b-d) | 16, 32, 48, 64, 96, 128      | 10, 20, 40, 60, 80 | -             | 1, 2, 3, 4 |
| <b>SWARM</b>           | (a-c-d) | 16, 32, 48, 64, 96, 128, 192 | -                  | 2, 5, 10, 20  | 1, 2       |

Table 1: Overview of the model hyper parameters that were explored for the direct amortized clustering experiment. The field “code” defines the model codes that are used in Figure 2 .

|                        | code       | validation loss                    |
|------------------------|------------|------------------------------------|
| <b>SetLinear</b>       | (64-6)     | 0,642 $\pm$ 0,002                  |
| <b>SetLinear (max)</b> | (96-6)     | 0,793 $\pm$ 0,007                  |
| <b>LSTM</b>            | (128-3)    | 0,617 $\pm$ 0,008                  |
| <b>LSTM (sorted)</b>   | (64-3)     | 0,582 $\pm$ 0,006                  |
| <b>SetTransformer</b>  | (32-60-3)  | 0,457 $\pm$ 0,015                  |
| <b>SWARM</b>           | (192-10-1) | <b>0,416 <math>\pm</math>0,004</b> |

Table 2: The best performing architectures the in the direct amortized clustering experiment for every model class together with their nos. of parameters and validation loss averaged over indepentent 3 training runs.

#### 4.1.3 Setup

For all model families, we explored different architecture hyper parameters to find the best performing model. These were: the number of hidden units or memory cells, the number of layers, the number of inducing points in the ISAB blocks, and the number of iterations in the swarm layer. Table 1 lists the range of explored hyper parameters and which were applicable for which model.

Although SWARM architectures give rise to comparably lean architectures, often with just a single layer, their memory and compute resources can be demanding depending on the number of iterations performed. To account for this in performance comparisons, we decided execute the experiments on fixed compute resources. All models were dedicated 60 minutes net training time<sup>2</sup> on one P100 GPU with two 3.2GHz Xeon CPU cores and 8GB of RAM. Training was made with batch size 50, no dropout and Adam optimizer.

To automatize and stabilize bulk learning, we used a check pointing and back tracking heuristic that prevents the model from divergence due to outliers or too large large learning rates, for example. Whenever the number of the most recent epochs that all have a better validation loss than the current one is larger than  $\beta = 20\%$  of all epochs, the model weights and the optimizer’s internal state are set back to the checkpoint with the best validation loss so far and the learning rate is lowered by a factor of  $\alpha = 0.9$ . In other words, if after an epoch the optimization would ‘thrown back’ to a level earlier than  $1 - \beta$  from now, the backtracking happens. The first 5 training epochs, however, are always performed without backtracking.

#### 4.1.4 Results

Figure 2 gives an overview of the performance of the different architectures. It is plotted there the number of parameters as a measure of model complexity versus the negative log-likelihood of the model on the validation set. Only models that are at the performance frontier of model complexity and validation loss are shown. That means that every architecture that had been explored but is not shown here would be dominated by another architecture of the same family with fewer parameters

<sup>2</sup>not including setup, intermediate validation, logging, and checkpoint generation

and better validation loss. Dashed lines in the respective color indicate the empirical frontier for the different model families. The bar marker at the right of every frontier indicates the size of the largest model that had been explored. Next to the models, an architecture code is plotted. See table 1 for a definition of the architecture codes and the range of hyper parameter explorations. Table 2 shows the best performing models of each family.

One can clearly see that SWARM layer models outperform all other model classes and dominate large parts of the overall frontier. Interestingly, top performing SWARM models have just one layer. This approves empirical findings of ours from before this study. In an early approach, we had tried larger stacks of layers or even different SWARM cells in every iteration. However, none of these higher parametrized architectures worked particularly well.

The Set Transformer models dominate the overall frontier slightly with models between  $\approx 15k$  and  $20k$  parameters. However, for larger architectures they fail to reach the performance of 1-layer SWARM models and also for very small models, SWARM is clearly dominating the frontier.

Clearly worse performing are LSTM and set-linear models, where the max-pooling in a set-linear model appears to be harmful. Interestingly, an LSTM based model with explicit sorting performs significantly better than without, even though it does not reach SWARM or Set Transformer’s performance.

Results of the amortized clustering generated by a single SWARM layer with 192 units and 10 iteration can be seen in Figure 4. The left panel shows the ground truth data generated from a test set. This task has 7 clusters shown in different colors together with the covariance ellipses of the generating Gaussian distributions. The right panel shows the clusters assigned by the SWARM layer. Note that the colors don’t map one by one because of the above mentioned permutation ambiguity in clustering. Apart from the region on the right with overlapping clusters the model’s cluster assignment is quite consistent. The gray shaded area shows the assignment confidence for a single entity  $x^*$  that was augmented to the population  $\mathbf{x}$  resulting in  $\hat{\mathbf{x}} = \{x_i\}_{i=1\dots N} \cup \{x^*\}$ . Being  $\hat{\mathbf{y}} = f_{SWARM(192-10-1)}(\hat{\mathbf{x}})$ , the gray level corresponds to the entropy at the respective position  $x^*$ . Darker regions are regions of higher entropy, thus lower assignment confidence. Note that in regions where the clustering is more ambiguous the entropy is also comparably large. Interestingly, also unpopulated regions in the input space can lead to regions of high confidence (for example, the pink cluster in Fig. 4, right). Similar figures emerge from the other models too. Figure 5 shows the cluster assignment probabilities for a new point  $x^*$ . Also the 3 unused clusters (blue, green, and gray) dominate some unpopulated regions in input space where they would "pick up" new data points in new clusters.

Finally, we had a closer look at the performance of the LSTM models. Figure 2 shows that explicit sorting, i.e. making the problem permutation equivariant explicitly, helps to improve their average performance to some degree. However, the variance of clustering results can be quite large due to different orderings of the population. To show this, for populations from 100 to 1.000 entities, clustering losses of the best unsorted LSTM model (128-3) were recorded for 100 clustering tasks and 1.000 different random shufflings of the entities per task. Figure 3 shows a violin distribution plot of the standard deviations per task, scaled by the average loss of that task. We see that it is in the range of 15% (but can be up to 80% for certain tasks), which is quite significant. Note that for the set-equivariant models this value is zero by construction.

## 4.2 Parametrized Amortized Clustering

In the direct amortized clustering experiment of section 4.1, it showed that Set Transformer architectures are the strongest competitor for SWARM mappings. Initially they were introduced in [9] in a permutation-invariant setting, where a permutation equivariant encoder is coupled with a pooling or decoder block. Among others, they also present a parametrized amortized clustering experiment, where instead of direct cluster assignments the parameters of a mixture of Gaussians have to be estimated. For comparison we reproduce this experiment here and show that SWARM mappings with simple average pooling are on par with Set Transformers in this task.

For clustering the model must generate for every task a permutation-invariant parameter vector of dimension  $d = n_{clust}(2n_{dim} + 1)$ . For our experiments we used two approaches: (i) a SWARM layer with output size  $d$  is average pooled over all entities, and (ii) a SWARM layer of output size 128 feeds into a *Pooling by Multihead Attention (PMA)* block as defined in [9].

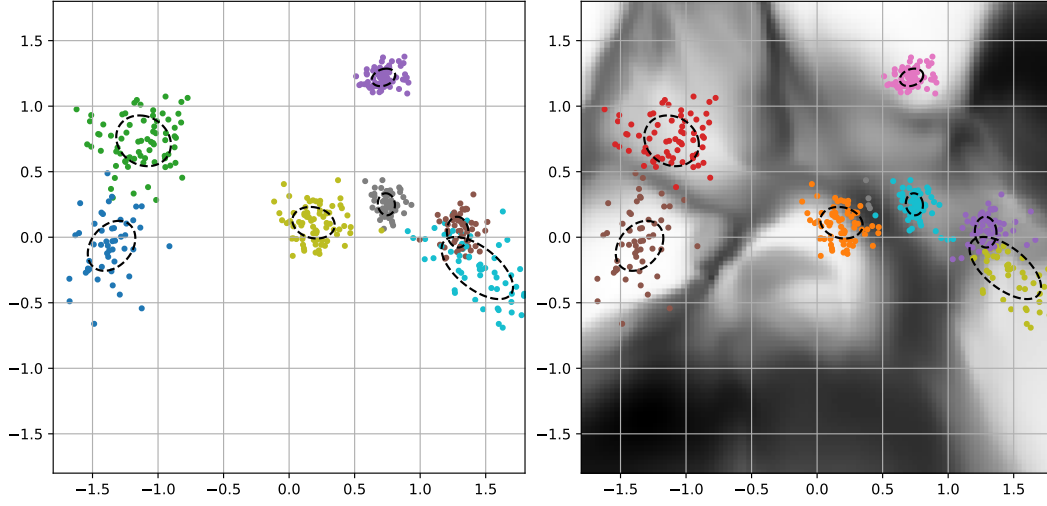


Figure 4: Example clustering task. *Left*: random example task with 500 entities and ground truth cluster assignment (color coded). *Right*: amortized cluster assignment made by a model with 1 SWARM layer, 192 memory cells doing 10 iterations. The gray shades indicate the confidence of cluster assignment at any position for a hypothetical additional entity joining the population. It is given by the entropy of the cluster assignment probability (see Fig. 5).

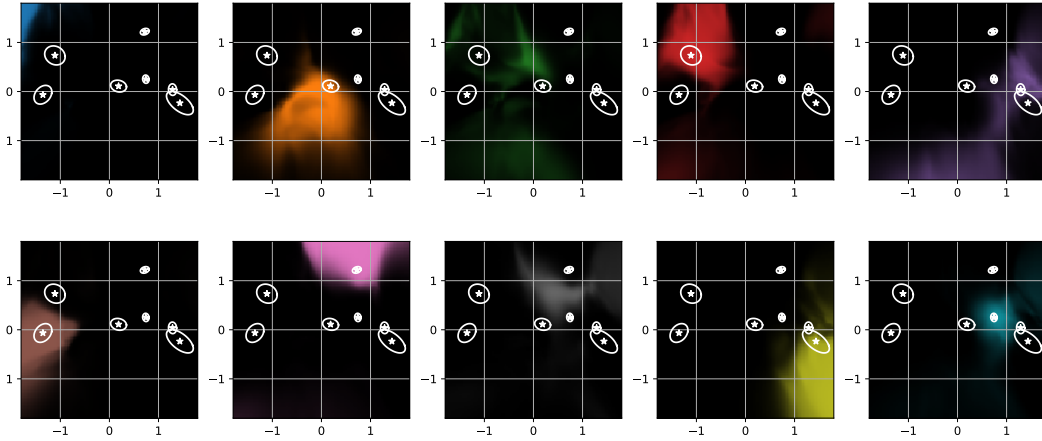


Figure 5: Cluster assignment probability (black:  $p = 0$ , full color:  $p = 1$ ) of a new hypothetical data point joining the population. Each panel shows one of 10 possible clusters. The white ellipses indicate the ground truth Gaussian distribution. The spare blue, green, and gray clusters only cover regions with no data points, as this task had only 7 clusters.



| Architecture |                   | pooling                                |  | PMA                                    |                      |
|--------------|-------------------|--|--|--|----------------------|
| Set Tr.      | SAB               | $-1.6772 \pm 0.0066$                   |  | $-1.5145 \pm 0.0046$                   |                      |
|              | ISAB (16)         | $-1.6955 \pm 0.0730$                   |  | $-1.5009 \pm 0.0068$                   |                      |
|              | <b>ISAB (32)</b>  | $-1.6353 \pm 0.0182$                   |  | <b><math>-1.4963 \pm 0.0064</math></b> |                      |
|              | ISAB (64)         | $-1.6349 \pm 0.0429$                   |  | $-1.5042 \pm 0.0158$                   |                      |
| SWARM        |                   | test                                   | train                                  | test                                   | train                |
|              | (256-10-1)        | $-1.5205 \pm 0.0040$                   | $-1.5179 \pm 0.0053$                   | $-1.5237 \pm 0.0046$                   | $-1.5221 \pm 0.0062$ |
|              | (256-20-1)        | $-1.5235 \pm 0.0032$                   | $-1.5226 \pm 0.0053$                   | $-1.5222 \pm 0.0098$                   | $-1.5236 \pm 0.0079$ |
|              | (512-10-1)        | $-1.5109 \pm 0.0064$                   | $-1.5112 \pm 0.0061$                   | $-1.5131 \pm 0.0034$                   | $-1.5127 \pm 0.0021$ |
|              | (512-20-1)        | $-1.5065 \pm 0.0067$                   | $-1.5096 \pm 0.0093$                   | $-1.5172 \pm 0.0070$                   | $-1.5154 \pm 0.0096$ |
|              | (768-10-1)        | $-1.5034 \pm 0.0064$                   | $-1.5031 \pm 0.0101$                   | $-1.5194 \pm 0.0116$                   | $-1.5158 \pm 0.0077$ |
|              | <b>(768-20-1)</b> | <b><math>-1.4986 \pm 0.0053</math></b> | <b><math>-1.4974 \pm 0.0035</math></b> | $-1.5141 \pm 0.0078$                   | $-1.5128 \pm 0.0097$ |

Table 3: Parametrized amortized clustering results for different encoder architectures and pooling and PMA decoders. Set Transformer results are taken from [9].

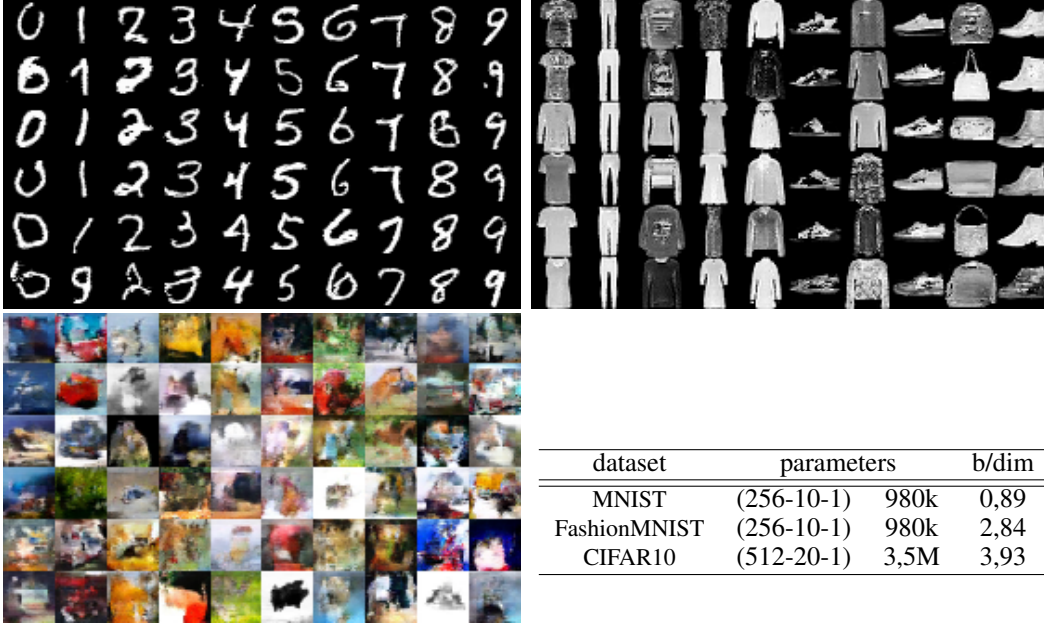


Figure 6: Class conditional samples of images generated with a 1-layer SWARM Transformer.

The dataset is simpler than our’s in section 4.1. It comprises a fixed number of 4 isotropic Gaussian clusters in two dimensions with constant standard deviation  $\sigma = 0.3$ . The cluster means are distributed uniformly in the interval  $(-4, 4)$  in both dimensions, and the number of data points for every task is drawn uniformly from the interval  $[100, 500]$ . The cluster weights are different in every task and are drawn from a flat Dirichlet distribution. To be comparable, we used the same training procedure as in [9] with a total of 500.000 random tasks, none of them used twice. At 70% of the iterations, as well we reduce the learning rate be a factor of 0.1. Since it is not clear which loss the authors report, we show both the average training log-likelihood of the last epoch and a test log-likelihood of another 10.000 tasks that were not used during training. Results are summarized in table 3. It shows that a single SWARM layer (768-20-1) with pooling in on par with the best Set Transformer model. Interestingly, while for the Set Transformers the PMA decoder is crucial for performance, in SWARM models it seems to be obstructive. Results are constantly worse when using PMA instead of simple average pooling.

### 4.3 SWARM Transformer

This section presents preliminary results of SWARM layers in an interesting and slightly different setting. A set-equivariant layer is the main building block for powerful neural network architectures, which recently enjoy increasing popularity - Transformers [16]. Scaled Dot Product Attention, Self Attention, Multi-Head Self Attentions are the ingredients for several models that are state of the art in many challenges currently. Surprisingly, the set-equivariance is not actually needed there. To be precise, it is even explicitly eliminated by the introduction of positional encodings. Still, reportedly transformers frequently outperform recurrent or convolutional architectures. The question was, could a SWARM layer also be used in a transformer-like setting. We investigate this with the task of image generation, as there have been reported great success with transformers recently [11, 1]. We have adopted the setup widely from the Image Transformer. To build a *SWARM Transformer* we had to replace the pooling operation in the SWARM layer with a causal mean pooling, that is  $p_i = \frac{\sum_{i' \leq i} h_{i'}}{\sum_{i' \leq i} 1}$  where the entities are explicitly ordered along the scan lines of the image. We further used 256 dimensional fixed positional encodings, similar to those in the Image Transformer, and 256 dimensional trainable input and channel embeddings. As they are adjustable and are immediately followed by a linear layer operation in the SWARM cell, instead of concatenating them, we have added them up as suggested in [16]. SWARM Transformer generated MNIST [8] and FashionMNIST [19] samples look very convincing and also their likelihoods are state of the art (cf. [10]). The CIFAR10 [6] results are more off (cf. the survey in [15] and [11]) and also the samples are less visually appealing. We hope that with refined architectures can improve on that.

## 5 Conclusion

We have presented a powerful yet simple architecture for set-equivariant functions and could demonstrate that it outperforms other state of the art models in an amortized clustering experiment. There, hyper parameter exploration gave rise to best performing SWARM architectures that are particularly simple. Best models have just one layer and don't require dropout, layer normalization, or other training stabilizing measures.

Notably, the SWARM layers can be used as an immediate replacement for attention and self-attention blocks if the pooling function is designed appropriately. We could demonstrate that this can yield state of the art performance in image-transformer-like tasks (MNIST and FashionMNIST) with much simpler architectures than attention based image transformers. For our future work it remains to systematically analyze in which areas SWARM mappings are beneficial over attention based models. In particular we want to better understand why the SWARM transformer performed in our experiment so much better on the 1-channel tasks MNIST and Fashion MNIST compared to CIFAR10.

## References

- [1] Rewon Child, Scott Gray, Alec Radford, and Ilya Sutskever. Generating long sequences with sparse transformers. *arXiv preprint arXiv:1904.10509*, 2019.
- [2] Kyunghyun Cho, Bart Van Merriënboer, Caglar Gulcehre, Dzmitry Bahdanau, Fethi Bougares, Holger Schwenk, and Yoshua Bengio. Learning phrase representations using rnn encoder-decoder for statistical machine translation. *arXiv preprint arXiv:1406.1078*, 2014.
- [3] Felix A Gers, Jürgen Schmidhuber, and Fred Cummins. Learning to forget: Continual prediction with lstm. 1999.
- [4] Alex Graves and Jürgen Schmidhuber. Framewise phoneme classification with bidirectional lstm and other neural network architectures. *Neural Networks*, 18(5-6):602–610, 2005.
- [5] Sepp Hochreiter and Jürgen Schmidhuber. Long short-term memory. *Neural computation*, 9(8):1735–1780, 1997.
- [6] Alex Krizhevsky and Geoffrey Hinton. Learning multiple layers of features from tiny images. Technical report, Citeseer, 2009.
- [7] Harold W Kuhn. The hungarian method for the assignment problem. *Naval research logistics quarterly*, 2(1-2):83–97, 1955.

- [8] Yann LeCun, Léon Bottou, Yoshua Bengio, Patrick Haffner, et al. Gradient-based learning applied to document recognition. *Proceedings of the IEEE*, 86(11):2278–2324, 1998.
- [9] Juho Lee, Yoonho Lee, Jungtaek Kim, Adam R. Kosiorek, Seungjin Choi, and Yee Whye Teh. Set transformer. *CoRR*, abs/1810.00825, 2018.
- [10] Eric Nalisnick, Akihiro Matsukawa, Yee Whye Teh, Dilan Gorur, and Balaji Lakshminarayanan. Do deep generative models know what they don’t know? *arXiv preprint arXiv:1810.09136*, 2018.
- [11] Niki Parmar, Ashish Vaswani, Jakob Uszkoreit, Łukasz Kaiser, Noam Shazeer, Alexander Ku, and Dustin Tran. Image transformer. *arXiv preprint arXiv:1802.05751*, 2018.
- [12] Akiyoshi Sannai, Yuuki Takai, and Matthieu Cordonnier. Universal approximations of permutation invariant/equivariant functions by deep neural networks. *CoRR*, abs/1903.01939, 2019.
- [13] Rupesh Kumar Srivastava, Klaus Greff, and Jürgen Schmidhuber. Highway networks. *CoRR*, abs/1505.00387, 2015.
- [14] Sainbayar Sukhbaatar, Rob Fergus, et al. Learning multiagent communication with backpropagation. In *Advances in Neural Information Processing Systems*, pages 2244–2252, 2016.
- [15] Aäron van den Oord, Nal Kalchbrenner, Oriol Vinyals, Lasse Espeholt, Alex Graves, and Koray Kavukcuoglu. Conditional image generation with pixelcnn decoders. *CoRR*, abs/1606.05328, 2016.
- [16] Ashish Vaswani, Noam Shazeer, Niki Parmar, Jakob Uszkoreit, Llion Jones, Aidan N. Gomez, Łukasz Kaiser, and Illia Polosukhin. Attention is all you need. In *Advances in Neural Information Processing Systems 30: Annual Conference on Neural Information Processing Systems 2017, 4-9 December 2017, Long Beach, CA, USA*, pages 6000–6010, 2017.
- [17] Oriol Vinyals, Samy Bengio, and Manjunath Kudlur. Order matters: Sequence to sequence for sets. *arXiv preprint arXiv:1511.06391*, 2015.
- [18] Edward Wagstaff, Fabian B. Fuchs, Martin Engelcke, Ingmar Posner, and Michael A. Osborne. On the limitations of representing functions on sets. *CoRR*, abs/1901.09006, 2019.
- [19] Han Xiao, Kashif Rasul, and Roland Vollgraf. Fashion-mnist: a novel image dataset for benchmarking machine learning algorithms. *arXiv preprint arXiv:1708.07747*, 2017.
- [20] Dmitry Yarotsky. Universal approximations of invariant maps by neural networks. *CoRR*, abs/1804.10306, 2018.
- [21] Manzil Zaheer, Satwik Kottur, Siamak Ravanbakhsh, Barnabas Poczos, Ruslan R Salakhutdinov, and Alexander J Smola. Deep sets. In I. Guyon, U. V. Luxburg, S. Bengio, H. Wallach, R. Fergus, S. Vishwanathan, and R. Garnett, editors, *Advances in Neural Information Processing Systems 30*, pages 3391–3401. Curran Associates, Inc., 2017.