

When HII Regions are Complicated: Considering Perturbations from Winds, Radiation Pressure, and Other Effects

Sam Geen,^{1,2*} Eric Pellegrini,¹ Rebekka Bieri,³ Ralf Klessen^{1,4}

¹ *Universität Heidelberg, Zentrum für Astronomie, Institut für Theoretische Astrophysik, Albert-Ueberle-Str. 2, 69120 Heidelberg, Germany*

² *Anton Pannekoek Institute for Astronomy, Universiteit van Amsterdam, Science Park 904, 1098 XH Amsterdam, The Netherlands*

³ *Max-Planck-Institute for Astrophysics, Karl-Schwarzschild-Strasse 1, Garching, Germany*

⁴ *Universität Heidelberg, Interdisziplinäres Zentrum für Wissenschaftliches Rechnen, INF 205, 69120, Heidelberg, Germany*

17 January 2022

ABSTRACT

We explore to what extent simple algebraic models can be used to describe HII regions when winds, radiation pressure, gravity and photon breakout are included. We a) develop algebraic models to describe the expansion of photoionised HII regions under the influence of gravity and accretion in power-law density fields with $\rho \propto r^{-w}$, b) determine when terms describing winds, radiation pressure, gravity and photon breakout become significant enough to affect the dynamics of the HII region where $w = 2$, and c) solve these expressions for a set of physically-motivated conditions. We find that photoionisation feedback from massive stars is the principal mode of feedback on molecular cloud scales, driving accelerating outflows from molecular clouds in cases where the peaked density structure around young massive stars is considered at radii between ~ 0.1 and 10–100 pc. Under a large range of conditions the effect of winds and radiation on the dynamics of HII regions is around 10% of the contribution from photoionisation. The effect of winds and radiation pressure are most important at high densities, either close to the star or in very dense clouds such as those in the Central Molecular Zone of the Milky Way. Out to ~ 0.1 pc they are the principal drivers of the HII region. Lower metallicities make the relative effect of photoionisation even stronger as the ionised gas temperature is higher.

Key words: stars: massive, stars: formation < Stars, ISM: H ii regions, ISM: clouds < Interstellar Medium (ISM), Nebulae, methods: analytical < Astronomical instrumentation, methods, and techniques

1 INTRODUCTION

Massive stars produce large quantities of energy as radiation and kinetic outflows that shape astrophysical phenomena on a wide range of scales. For a holistic view of this process of stellar “feedback”, we must understand the behaviour of such flows on a systemic level. In this paper, we produce new models to describe the evolution of feedback structures around massive stars in their natal environment, HII regions. These are important in understanding how kinetic energy and radiation from massive stars is transmitted from the sub-parsec scale to the galactic scale.

HII regions are volumes of ionised hydrogen around massive stars. Their evolution is a complex process, affected by

stellar evolution, gas dynamics and the interaction of different feedback processes. The complexity of the problem creates a large parameter space to study.

Recently, numerical simulations have been used to model HII regions with increasing physical fidelity, but they are expensive and do not offer descriptive explanations for why a certain set of model assumptions leads to a particular outcome. Algebraic expressions that describe HII regions, while much simplified, allow faster parameter space exploration and quantitative predictions. A large body of analytic work exists to describe individual processes that shape HII regions, and to some extent how they interact, though this work is often limited in its predictive power by (necessary) simplifications made in describing the modelled systems (see references in Section 1.1 to 1.4).

This work brings three new insights to the problem.

* E-mail: sam.geen@uni-heidelberg.de

Firstly, we provide a new dynamical equation to describe the evolution of photoionised HII regions from young massive stars sitting inside physically-motivated power law gas density profiles ($\rho \propto r^{-w}$) with gravity and accretion. This equation behaves differently to previous formulations of the expansion in uniform environments.

Secondly, we provide formulations for how winds, radiation pressure, photon breakout and self-gravity influence these HII regions when $w = 2$.

Thirdly, we calculate surfaces in phase space where winds, radiation pressure, gravity and photon breakout significantly shape the evolution of HII regions in physically-motivated conditions. With this, we seek to address the question of when HII regions are *complicated*, i.e. where we must use more detailed numerical solutions than our simple algebraic models to explain their evolution.

We begin this Section by summarising existing analytic work on the evolution of HII regions. We describe theory for how the photoionisation of H to H^+ leads to an overpressurised, expanding structure. We then discuss theory of stellar winds and direct radiation pressure, and study how these processes interact with the photoionised HII region. Finally, we lay out the structure of this paper and how we address this problem.

1.1 Photoionised HII Regions

The evolution of HII regions has been studied widely using observations, analytic theory, and more recently, hydrodynamical simulations. Theories governing their expansion have been proposed by several authors since the 1950s. Hydrogen is ionised by photons with energies above 13.6 eV, while dust and other species can be ionised by lower energy photons. Kahn (1954) derived plane-parallel equations to describe ionisation fronts. They defined a transition between R-type fronts, where the front is bounded by the ability for new ionising photons to reach neutral gas, and D-type fronts, which are in photoionisation equilibrium and expand because they are warmer and therefore overpressured compared to the surrounding medium (approx. 10^4 K versus 10 to 100 K). In a uniform medium, the ionisation front typically begins in the R-type phase and over approximately one recombination time (the amount of time it takes for the ionised gas to recombine to its neutral state) it transitions to the D-type phase. This time is typically short in dense cloud environments (see our previous analysis in Geen et al. 2015a).

Spherically-symmetric solutions were derived by authors such as Spitzer (1978), Dyson & Williams (1980) and Franco et al. (1990), while Whitworth (1979) and Franco et al. (1989) describe “blister” HII regions located close to the cloud surface and able to escape preferentially from the cloud in one direction. More recently, Hosokawa & Inutsuka (2006) and Raga et al. (2012) modified these equations to consider the inertia of the shell and external pressure terms from the neutral gas. These results have been used to test simulation codes by Bisbas et al. (2015) and in various more physically complete models.

On small scales, Keto (2002) and Keto (2007) model Ultracompact HII regions whose expansion is resisted by the gravity of, and accretion onto, a massive protostar. Shapiro et al. (2006) describe relativistic ionisation fronts in cos-

mological conditions, while Alvarez et al. (2006) derive a condition for HII regions to overflow the D-type front based on the solutions of Shu et al. (2002), which has been explored in nearby galaxies by Seon & Kwang-II (2009) and Pellegrini et al. (2012). The solutions given in these papers were further extended and applied by Tremblin et al. (2014), Didelon et al. (2015) and Geen et al. (2015b) to describe the evolution of HII regions in observed and simulated molecular clouds, assuming different external density profiles. In Section 4, we use these model assumptions to derive a dynamical equation for how gravity and accretion shape HII regions in power-law density fields found around young massive stars in clumps and molecular clouds.

See the review by Dale (2015) or the introduction of Geen et al. (2018) for a more detailed discussion on 3D numerical simulations of photoionised HII regions, which are beyond the scope of this paper.

1.2 Stellar Winds

Stellar winds ejected from the surface of the star directly deposit kinetic energy into the circumstellar medium (CSM). Early work by Avedisova (1972), Castor et al. (1975) and Weaver et al. (1977) demonstrated that in the absence of radiative cooling, the cumulative energy emitted by a star over its lifetime can drive the expansion of hot bubbles around the host star(s). This is backed up by more recent work such as Fierlinger et al. (2016). Observational evidence for wind-driven bubbles is given by hot X-ray emission (e.g. Dunne et al. 2003), which requires hot gas above 10^6 K shocked by highly energetic kinetic flows. However, if most of this energy is lost to radiative cooling (see Mac Low & McCray 1988), the influence of winds is strongly diminished.

The transition from purely adiabatic to efficiently cooling winds is discussed in the context of HII regions by Rahner et al. (2017), Silich & Tenorio-Tagle (2018) and Rahner et al. (2019), where the cooling rate of winds greatly affects their ability to drive an expanding shell. Silich & Tenorio-Tagle (2017) additionally argue that if the wind bubbles around individual stars do not merge, the combined effect of winds is further reduced. Harper-Clark & Murray (2009) and Krumholz & Matzner (2009) also argue that winds can easily escape a porous shell owing to their high velocities. This causes a further reduction in the ability for winds to drive a spherical shell outwards.

1.3 Radiation Pressure

Radiation pressure from photons of various energies has been proposed as a mechanism for driving flows in astrophysical environments. Mathews (1967), Krumholz & Matzner (2009), Murray et al. (2010), Draine (2011) and Kim et al. (2016) have highlighted the role of radiation pressure in driving the expansion of HII regions. The structure of HII regions with strong sources of radiation pressure is complex. Pellegrini et al. (2007) and Pellegrini et al. (2009) argue that radiation pressure sets up a density gradient in HII regions due to the differential flux of ionising photons throughout the HII region.

In this paper we do not include low-energy photons. This is because Reissl et al. (2018) showed that infrared

photons are unable to couple to the ISM, and thus can not strongly influence the evolution of HII regions. The reason is that photons shift to lower energies as they are absorbed and remitted at longer wavelengths by dust, decreasing their momentum transfer rate over time in all but the most massive clouds. [Rahner et al. \(2017\)](#) further considered a full range of feedback forces and found that when properly accounting for opacity in dynamic models, IR radiation pressure was at most a small perturbation.

1.4 Interacting Processes

Various work has been done to describe the interaction between winds and photoionised HII regions. [Dyson \(1977\)](#) used adiabatic wind solutions to trace the expansion of blister HII regions with embedded winds, while [Capriotti & Kozminski \(2001\)](#) produced more detailed solutions for winds and a photoionised HII region in a uniform external medium, finding that winds are very rarely the principal drivers of the expansion. [Krumholz & Matzner \(2009\)](#) performed an analysis of various modes of feedback by comparing them to the [Spitzer \(1978\)](#) solution for a D-type photoionised HII region in a uniform medium, while [Haworth et al. \(2015\)](#) did the same for the detailed microphysics driving D-type HII regions.

[Haid et al. \(2018\)](#) found good agreement between simple analytic models and simulations of HII regions and stellar winds in uniform environments. In their paper, as well as the model of [Krumholz & Matzner \(2009\)](#) and the simulations of [Dale et al. \(2014\)](#), photoionisation is the most important process to capture in most dense cloud environments studied. Outside the cloud, however, they argue that photoionisation should have a minimal effect since background radiation will heat the diffuse gas to temperatures near the equilibrium temperature of photoionised gas.

A simple approach previously employed has been to add the pressures from each dynamical process driving feedback bubbles as if they acted independently from the other forces, for example by [Murray et al. \(2010\)](#). This is a reasonable assumption if all but one process is negligible at a given time, but breaks down if complex interactions are considered. For example, as in [Pellegrini et al. \(2007\)](#), while radiation pressure adds a force that is propagated to the edge of the HII region, the departure from a constant density HII region increases the recombination rate of the HII region, shrinking the radius of the region as a result. Since a full physical model has no linear algebraic solution, various numerical analytic solutions exist that capture the various physics involved (e.g. [Pellegrini et al. 2009](#); [Yeh & Matzner 2012](#); [Verdolini et al. 2013](#); [Rahner et al. 2017](#)).

We conclude that HII regions are complicated phenomena that require careful consideration in order to avoid oversimplifying assumptions about their structure and dynamics. In this paper we focus specifically on how winds and radiation pressure shape photoionised HII regions expanding into self-gravitating power-law gas density fields, treating each process as perturbations to our dynamical equations. We calculate where such perturbations should become large enough to demand more complicated numerical solutions.

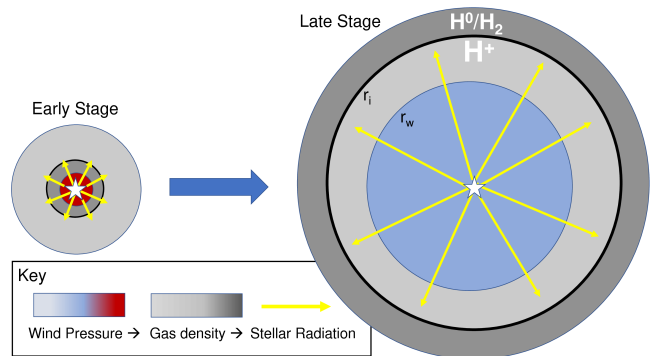


Figure 1. Schematic showing the components of the modelled HII region. Figure adapted with permission from [Rahner et al. \(2017\)](#).

1.5 Paper Outline

We start by briefly outlining the conceptual structure of an HII region in Section 2. We then give equations used to describe the cloud into which the HII region expands in Section 3. In Section 4, we introduce a set of formulae to describe the expansion of ionisation fronts driven purely by photoionisation. We then derive corrections to these expressions to account for the role of winds (Section 5), radiation pressure (Section 6), photon breakout and gravity (Section 7). For each additional effect we calculate a coefficient that characterises how important the effect is compared to a solution without that effect. We then compute solutions to the problem using physically motivated cloud properties and stellar evolution models. In Section 8 we describe how we set up these models, and in Section 9 we summarise the results of these solutions. Finally, we discuss the context and significance of our findings in Section 10.

2 A TYPICAL HII REGION

In this Section we summarise the components of an HII region to illustrate how our model is constructed. We do not provide details or justifications for model choices in this Section, but link to the parts of the text where each effect is discussed in more detail.

The structure of an HII region is illustrated in Figure 1. Typical radial distributions of density n , pressure P , photon flux ϕ and optical depth τ_d are given in Figure 2. The radial components of this profile are as follows:

- (i) At $r = 0, t = 0$, the OB star or cluster of stars forms at a density peak in a volume of dense, neutral cloud material (Section 3).
- (ii) Stellar winds have the same temperature as the surface of the star, reaching terminal velocities of 1000 to 3000 km/s (see Section 8.3). This material shocks against the ambient medium, creating a bubble of hot, diffuse, collisionally ionised gas out to radius r_w (Section 5).
- (iii) Ionising UV photons are emitted from the star. They pass through the collisionally-ionised wind bubble and photoionise a volume of gas from r_w to r_i . A typical assumption is that these regions have a constant density (Section 4). Radiation pressure introduces a density gradient in the HII

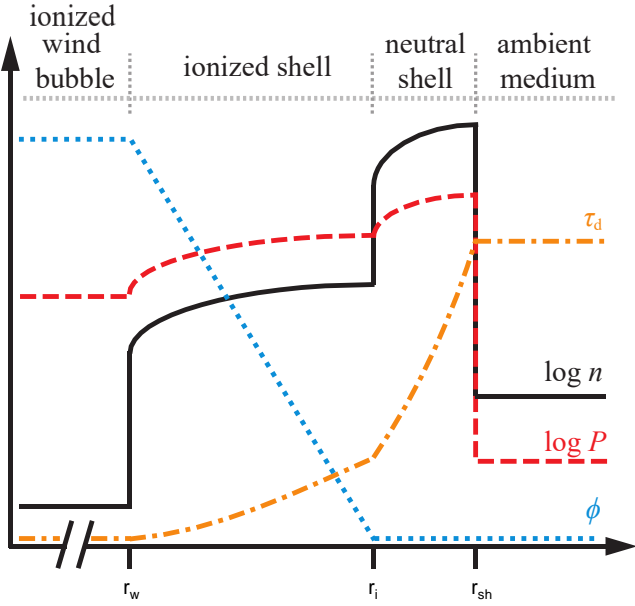


Figure 2. Schematic showing the typical density (n), pressure (P), ionising photon flux (ϕ) and optical depth of the dust (τ_d) profiles in the HII region and outside. Figure adapted with permission from [Rahner et al. \(2017\)](#).

region, which in certain regimes cannot be ignored (see Section 6.2 for a discussion).

(iv) A dense, neutral shell is swept up between r_i and r_{sh} , beyond which lies the unshocked cloud material. If sufficient photons are emitted, this shell can become fully ionised, causing photons to break out of the HII region and stream into the external medium (Section 7.1). r_{sh} can also shrink via self-gravity or accretion from the external medium (Section 7.2). In this paper we assume that $r_{sh} \simeq r_i$.

3 HOST ENVIRONMENT OF THE HII REGION

In this Section we discuss the density distribution of the initially neutral gas into which the HII region expands.

3.1 A Power-Law Density Profile

The majority of massive stars are thought to form in molecular clouds. These objects have been widely studied in the literature to date (see reviews by [Mac Low & Klessen 2004](#); [Ballesteros-Paredes et al. 2007](#); [Hennebelle & Falgarone 2012](#); [Klessen & Glover 2016](#)). They are often modelled as fractal structures based on analysis of observed clouds ([Cartwright & Whitworth 2004](#); [Hennebelle & Falgarone 2012](#); [Li et al. 2015](#); [Jaffa et al. 2018](#)). [Larson \(1981\)](#) argues for a hierarchy of overdensities with defined power-law relations in size, mass, density and velocity dispersion. These overdensities collapse under gravity, and form peaked density profiles inside which protostars form.

In the recent simulations of [Lee & Hennebelle \(2018\)](#), star-forming cores are found to have a roughly power-law density profile $n \propto r^{-w}$ where $w \simeq 2$, otherwise called a singular isothermal sphere (SIS). Observational studies by

[Kauffmann et al. \(2010\)](#) find a similar trend, based on inference from 2D column density maps. This profile has also been used in previous theoretical studies of HII regions, e.g., by [Shu et al. \(2002\)](#) and [Alvarez et al. \(2006\)](#) among others.

In this Section and Section 4 we give solutions for an arbitrary w . In order to provide tractable solutions, Sections after that all assume $w = 2$. We ignore the role of accretion in changing the form of this profile, and assume that once the HII region forms its expansion is rapid enough to neglect additional mass from outside accretion. Future use of these models should explore this issue.

We define the density profile of the cloud

$$n(r) = n_0(r/r_0)^{-w} \quad (1)$$

where $n(r)$ is the number density of the cloud at radius r and time t , w is the exponent of the power law, n_0 and r_0 are a characteristic number density and radius. The quantities r_0^w and n_0 are degenerate. In this paper we use r_0 as some arbitrary boundary at which we measure the cloud properties, and so $n_0 = n(r_0)$.

The mass density of the cloud is given by

$$\rho(r) = n(r) \frac{m_H}{X}, \quad (2)$$

where m_H is the mass of a hydrogen atom and X is the hydrogen mass fraction. The mass of the cloud (ignoring any central stellar mass) integrated out to a radius r is then

$$M(< r) = \frac{4\pi}{3-w} n_0 r_0^w r^{3-w} \frac{m_H}{X}. \quad (3)$$

[Lombardi et al. \(2010\)](#) argue that structures inside observed nearby molecular clouds are defined by mass contained within a given cut-off surface density $\Sigma(r)$. At radius r and for $w = 2$, $\Sigma(r)$ is given by:

$$\Sigma(r) = \pi n_0 r_0^2 r^{-1} \frac{m_H}{X}. \quad (4)$$

(see [Binney & Tremaine 2008](#)). Defining $\Sigma_0 \equiv \Sigma(r_0)$ and $M_0 \equiv M(< r_0)$, we can write for $w = 2$:

$$n_0 r_0^2 \frac{m_H}{X} = \frac{1}{2\pi} (M_0 \Sigma_0)^{1/2}. \quad (5)$$

The mass inside radius r then becomes

$$M(< r) = 2(M_0 \Sigma_0)^{1/2} r. \quad (6)$$

We can solve these equations to relate r_0 and n_0 to Σ_0 and M_0 :

$$r_0 = \frac{1}{2} \sqrt{\frac{M_0}{\Sigma_0}}, \quad (7)$$

$$n_0 = \frac{2}{\pi} \frac{X}{m_H} M_0^{-1/2} \Sigma_0^{3/2}. \quad (8)$$

4 THERMAL EXPANSION OF A CONSTANT DENSITY PHOTOIONISED HII REGION

In this Section we introduce our model for the behaviour of photoionisation fronts in self-gravitating power-law density profiles without winds or radiation pressure. See Section 1.1 for a discussion of previous analytic work on this topic.

In addition to the power-law structure of the neutral

cloud in Equation 1, we must invoke two additional conditions: (1) that the HII region contained within the photoionisation front is in photoionisation equilibrium, (2) and the thermal pressure of the photoionised gas is balanced by the ram pressure on the shell from the external medium. In Section 7.1 we discuss when these conditions break down.

Condition (1), photoionisation equilibrium, is satisfied by

$$\frac{4\pi}{3} r_i^3 n_i^2 \alpha_B = Q_H \quad (9)$$

as discussed by Strömgren (1939), where r_i is the radius of the photoionisation front, n_i is the number density in the photoionised gas, α_B is the recombination rate of the photoionised gas (≈ 2 to 3×10^{-13} cm³/s in typical solar conditions), and Q_H is the emission rate of ionising photons. In this Section, as in Spitzer (1978) and others, we assume that the density in the photoionised gas is constant due to thermal mixing. In these calculations we typically assume that the ions are well represented by singly ionised hydrogen. We ignore a small correction in the electron number density due to multiple ionisation of helium, metal species and dust. In this Section we ignore the effects of radiation pressure, which we discuss in Section 6.

Condition (2), pressure equilibrium, is given by

$$n_i c_i^2 = n(r_i)(\dot{r}_i + v_0)^2, \quad (10)$$

where c_i is the isothermal sound speed in the photoionised gas (on the order of 10 km/s for gas at 10^4 K), $n(r_i)$ is a power law defined as in Equation 1, and v_0 is a generic term used to describe pressure forces from gravity and accretion flows from the external medium onto the shell as in Raga et al. (2012). We assume that all velocities are in the radial direction and so values of v_0 are negative, representing either a resistive force on the expansion or accretion onto the shell. In Appendix A we derive forms for this v_0 , which is independent of r .

We define a stall radius r_{stall} where $\dot{r}_i = 0$, and introduce a scale-free radius $R \equiv r_i/r_{\text{stall}}$ (and $\dot{R} \equiv \dot{r}_i/r_{\text{stall}}$). Solving these equations (see Appendix B) gives

$$\dot{r}_i = v_0 (R^{\frac{2w-3}{4}} - 1). \quad (11)$$

In a uniform medium ($w = 0$), this equation has a *stable* point at r_{stall} , where R will tend to 1 over time. Note that v_0 is of the order of the escape velocity $\sqrt{2GM/R}$. Using Equation 3, this gives $v_0 \propto R^{1-w/2}$. v_0 is thus constant with R where $w = 2$.

For $w > 3/2$, the exponent $(2w - 3)/4$ in Equation 11 becomes positive. Under these conditions, r_{stall} becomes an *unstable* equilibrium point in a *bistable* system with attractors at $R = 0$ and infinity. In other words, the ionisation front will either accelerate forever or be crushed depending on the initial radius of the photoionisation front. We illustrate this behaviour in Figure 3.

Under these conditions, r_{stall} is no longer a true “stall” point, but instead a “launching” radius, $r_{\text{launch}} \equiv r_{\text{stall}}$. In other words, if $r > r_{\text{launch}}$, the solution will accelerate over time. We use this terminology for the rest of the paper, since we focus largely on profiles where $w = 2$.

In Appendix B, we derive Equation 11 in terms of $t_{\text{ff},0}$,

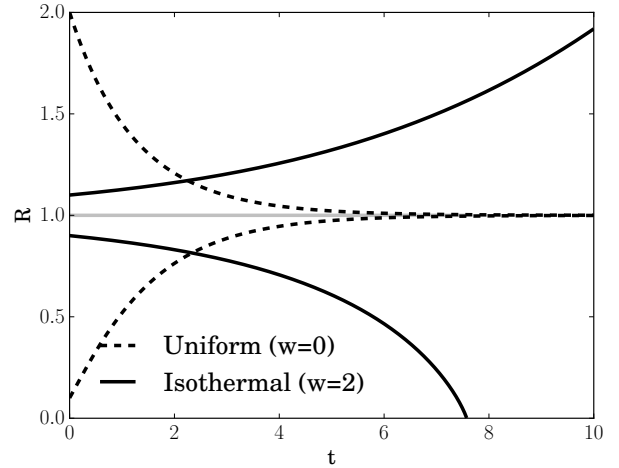


Figure 3. Solutions to Equation 11 for the expansion of an HII region with a ram pressure term based on gravity or accretion using scale-free units. Here, $r_{\text{stall}} = r_{\text{launch}} = 1$ (grey solid line) and $v_0 = R^{1-w/2}$. This figure demonstrates that in the case of a uniform gas field, r_{stall} is a *stable* point which solutions converge to. For steeper potentials, the solution tends to zero or infinity, i.e. r_{stall} is an *unstable* point. r_{stall} is thus no longer a true “stall” point, but instead a launching radius r_{launch} .

which is the freefall time at density n_0 where $w = 2$:

$$\dot{R} = R_0 \frac{\pi \sqrt{3} f}{2 t_{\text{ff},0}} (R^{1/4} - 1) \quad (12)$$

where $R_0 \equiv r_0/r_{\text{launch}}$ and $f \equiv (v_0/v_{\text{esc}})^2$.

The free fall time $t_{\text{ff},0}$ is thus a significant factor in setting the timescale for the expansion of the HII region (see also Geen et al. 2016).

5 WINDS IN UV PHOTOIONISED BUBBLES

Stellar winds are outflows of material from stars driven by radiation from inside the star. Winds from massive stars reach a terminal velocity of 1-4 times the escape velocity at the surface of the star (e.g. Vink et al. 2011). This velocity can be well over 1000 km/s.

The winds initially free-stream but at some radius shock against the ambient medium. The temperature of the shocked gas is typically above 10^6 K, and the temperature of the thermalised gas is in pressure equilibrium with the speed of the free-streaming phase (see, e.g. Weaver et al. 1977, for a discussion of this transition).

Since the temperature of this gas is typically well above the limit to be collisionally ionised, the UV photons from the star are not absorbed by the wind bubble. The wind is thus always embedded inside a photoionised volume, although for strong winds and weak ionising sources, the photoionised region can be a thin shell around a wind-blown bubble.

In this Section we first discuss how winds affect the structure of photoionised HII regions. We then calculate the relative impact of winds and photoionisation on the dynamics of HII regions. To provide tractable solutions, all further equations in this paper take $w = 2$.

5.1 Pressure from Stellar Winds

We have a stellar source with mass loss rate \dot{m}_w and terminal velocity v_w . This gives us a wind luminosity $L_w \equiv \frac{1}{2}\dot{m}_w v_w^2$ and a wind momentum deposition rate $\dot{p}_w \equiv \dot{m}_w v_w$ ¹.

There are two models for the pressure exerted by stellar winds onto an external medium given by [Silich & Tenorio-Tagle \(2013\)](#). In the first, energy-conserving model, minimal radiative losses are assumed as in [Weaver et al. \(1977\)](#), and the bubble is supported by thermalised gas that stores the energy emitted by the stellar source over its lifetime,

$$P_{w,e} = \left(\frac{k_w^2 L_w^2 \rho_i}{r_w^4} \right)^{1/3}, \quad (13)$$

where r_w is the radius of the wind bubble, ρ_i is the mass density in the ionised gas $n_i m_H / X$, and k_w is a constant dependent on the adiabatic index γ in the wind bubble,

$$k_w^2 = \frac{7}{25} \left(\frac{375(\gamma - 1)}{28\pi(9\gamma - 4)} \right)^2. \quad (14)$$

In the second, momentum-conserving model, the wind bubble cools strongly due to the high density of the gas. Storage of energy from previous wind emission is minimal. The outward force instead comes directly from the momentum injection rate of the star. This model is given by

$$P_{w,m} = \frac{\dot{p}_w}{4\pi r_w^2}. \quad (15)$$

The precise pressure from the wind bubble will lie somewhere between these two solutions (see, e.g. [Silich & Tenorio-Tagle 2018](#)). If the cooling time is much longer than the lifetime of the stellar source, the energy-conserving solution will apply. [Mac Low & McCray \(1988\)](#) argue that this condition applies for galactic superbubbles in more diffuse media. For much denser environments, where the cooling time is much shorter than the lifetime of the stellar source, the momentum-conserving solution is more applicable. The cooling timescale for the wind bubble is given in [Mac Low & McCray \(1988\)](#) as

$$t_c = (2.3 \times 10^4 \text{ yr}) n_i^{-0.71} (L_w / 10^{38} \text{ erg/s})^{0.29} \quad (16)$$

assuming that the wind bubble is expanding into the photoionised region with a density of n_i and the main cooling mode is mixing with the background material.

To get an estimate of how much n_i is reduced with respect to the external density field with a $1/r^2$ profile, we can use Equations 1 and 9 to write:

$$\frac{n_i}{n(r_i)} = \left(\frac{3Q_H r_i}{4\pi\alpha_B} \right)^{1/2} \frac{1}{n_0 r_0^2}. \quad (17)$$

If we take $r_i = r_0$, this ratio is above 0.1 for typical values used in this work. The internal density of the HII region is thus not significantly reduced compared to the external density. This is because the HII region expands into a cloud with a density profile that decreases with radius, and so the photoionised gas remains at a high density compared to its surroundings. In a uniform region, where the external density does not change, the [Spitzer \(1978\)](#) solution leads to much lower values of $n_i/n(r_i)$ over time. See Section 9.1 for

an example of the evolution of n_i around a single massive star.

The values of t_c at molecular cloud densities is typically short, on the order of 1 to 10 kyr. We expect the momentum-driven pressure in Equation 15 to be more representative under the conditions considered in this paper, and use this form from now on. An algebraic model with fully self-consistent radiative cooling is difficult to obtain. [Rahner et al. \(2019\)](#) recently calculated a semi-analytic solution that treats the out-of-photoionisation-equilibrium radiative cooling in HII regions with wind bubbles, which accurately models the transition from adiabatic to radiatively cooled winds. This is likely to be most important in the early stage of the HII region evolution or in more diffuse regions where the density is lower, as in [Mac Low & McCray \(1988\)](#). [Rahner et al. \(2019\)](#) also treat the long-term evolution of HII regions after the first supernovae have occurred, which we omit in this work.

5.2 Evolution inside HII Regions

Since the sound speed in the wind bubble is much higher than the sound speed in the photoionised gas (> 1000 km/s versus ~ 10 km/s), we assume that r_w reaches its equilibrium state quickly compared to the expansion rate of the photoionisation bubble. The radius of the wind bubble r_w is thus always balanced by hydrostatic equilibrium between the wind pressure and the thermal pressure of the photoionised gas.

We modify Equation 9 to account for the collisionally-ionised wind bubble inside the HII region,

$$\frac{4\pi}{3} n_i^2 (r_i^3 - r_w^3) \alpha_B = Q_H. \quad (18)$$

The pressure condition on the external medium in Equation 10 remains valid when a wind bubble is included, since the wind bubble is contained entirely within the photoionised HII region. The pressure from the wind in Equation 15 (or Equation 13 in the energy-conserving case) balances the pressure in the photoionised gas as

$$P_w = n_i c_i^2 \frac{m_H}{X}. \quad (19)$$

In the momentum-conserving phase, this gives

$$\frac{\dot{p}_w}{4\pi r_w^2} = n_i c_i^2 \frac{m_H}{X}. \quad (20)$$

We can substitute these equations (see Appendix C) as

$$(\dot{r}_i + v_0)^4 = A_w (\dot{r}_i + v_0) + A_i r_i, \quad (21)$$

where A_w and A_i are constants relating to the wind and photoionisation respectively:

$$A_w = \left(\frac{\dot{p}_w}{4\pi} \frac{X}{m_H} \right)^{3/2} (n_0 r_0^2)^{-3/2} \quad (22)$$

and

$$A_i = \frac{Q_H}{\alpha_B} \frac{3}{4\pi} (c_i^2)^2 (n_0 r_0^2)^{-2}. \quad (23)$$

In Appendix A we show that for a $1/r^2$ density profile, v_0 is constant. This means that the expansion rate \dot{r}_i of the HII region is reduced by a constant factor v_0 at all times.

¹ Throughout this paper, small p denotes a momentum term, and large P a pressure term.

5.3 How Important are Winds Dynamically?

When the contribution from winds is equal to the contribution from photoionisation, we can write Equation 21 as

$$(r_{\text{ieq}} + v_0)^4 = 2A_i r_i = 2A_w (r_{\text{ieq}} + v_0), \quad (24)$$

where r_{ieq} is the expansion rate under these conditions.

We can define a factor C_w as the ratio of the contribution from winds and photoionisation. $C_w < 1$ if photoionisation is the principal driver in Equation 21, and $C_w > 1$ if winds are the principal driver. If Equation 24 applies, $C_w = 1$. Around this limit,

$$C_w \equiv \frac{A_w (r_i + v_0)}{A_i r_i} \simeq \frac{A_w (2A_i r_i)^{1/4}}{A_i r_i} = 2^{1/4} A_w (A_i r_i)^{-3/4}. \quad (25)$$

This can be expanded using Equations 22 and 23 to the form

$$C_w = 2^{1/4} \left(\frac{\dot{p}_w}{4\pi m_H} \frac{X}{c_i^2} \right)^{3/2} \left(\frac{Q_H}{\alpha_B} \frac{3}{4\pi} r_i \right)^{-3/4}. \quad (26)$$

Setting $r_i = r_0$, we can calculate the relative effect of winds versus photoionisation in driving the expansion of an HII region by the time it reaches a characteristic radius r_0 enclosing a mass M_0 with bounding surface density Σ_0 , using fiducial values for the terms in Equation 26 as listed in Section 8:

$$C_w = 0.00931 \left(\frac{\dot{p}_w}{10^{28} \text{ g.cm/s}^2} \right)^{3/2} \left(\frac{Q_H}{10^{49} \text{ s}^{-1}} \right)^{-3/4} \times \left(\frac{M_0}{100 M_\odot} \right)^{-3/8} \left(\frac{\Sigma_0}{100 M_\odot \text{ pc}} \right)^{3/8} \left(\frac{c_i}{10 \text{ km/s}} \right)^{-3}. \quad (27)$$

The relative impact of winds depends on the factor \dot{p}_w^2/Q_H . In other words, for a given stellar evolution model, the relative impact of winds grows as stars are added (i.e. where both quantities increase linearly).

5.4 Ratio of Radii of Wind and Photoionisation Bubbles

Substituting Equations 20 and 26 into Equation 18, we can find a relationship for the ratio between the radius of the photoionisation bubble r_i and the radius of the wind bubble r_w . Note that r_i is the radius of the HII region as a whole, since the ionising photons always pass through the collisionally-ionised wind bubble:

$$\left(\frac{r_i}{r_w} \right)^4 = 2^{1/3} C_w^{-4/3} + \frac{r_i}{r_w}. \quad (28)$$

For large values of C_w , $r_w \rightarrow r_i$. At $C_w = 1$, $r_w/r_i = 0.79$. At $C_w = 0.1$, this drops to $r_w/r_i = 0.43$, while $C_w = 10$ gives $r_w/r_i = 0.98$. A reasonably large wind bubble can therefore exist even if winds are not dynamically significant, while for cases where winds are the main driver of the HII region, the wind bubble will occupy most of the volume of the HII region. A large wind bubble is therefore not always an indicator that winds are dynamically important.

5.5 Density of Photoionised Gas

By substituting the expression for r_w derived from Equation 20 into Equation 18, we can write the density of the photoionised gas as

$$n_i^2 r_i^3 = \left(\frac{\dot{p}_w}{4\pi m_H} \frac{X}{c_i^2} \right)^{3/2} n_i^{1/2} + \frac{Q_H}{\alpha_B} \frac{3}{4\pi}. \quad (29)$$

In the absence of stellar wind, this becomes Equation 9 describing photoionisation equilibrium where the photoionised gas fills the spherical volume enclosed by r_i ($n_i \propto r_i^{-3/2}$). If, however, winds become the principal driver of the HII region (i.e. the second term in the right-hand side of Equation 29 is neglected), we obtain $n_i \propto (4\pi r_i^2)^{-1}$. In these conditions, $r_w \rightarrow r_i$ and the photoionised gas is confined to a thin shell at r_i .

We discuss the observational significance of the changes to the radial structure and density of the HII region in Section 10.4.

6 RADIATION PRESSURE

The role of radiation pressure from ionising photons is different from stellar winds. Rather than acting on the inner surface of the photoionised region, radiation pressure distributes itself throughout the photoionised gas. In this section we calculate the relative effect of adding a radiation pressure term to the solutions derived in the paper so far. We treat radiation pressure as a perturbation to the constant-density HII region model and discuss what happens when this perturbation grows to non-negligible levels.

6.1 Relative importance of Radiation Pressure

We introduce a quantity C_{rp} to track the effect of radiation pressure as a perturbation to the photoionisation-driven solution. We use a similar method to Krumholz & Matzner (2009), who consider the addition that radiation pressure makes to the total pressure from the HII region at r_i . Krumholz & Matzner (2009) write the total additional pressure from radiation acting on the HII region at r_i as

$$\Delta P_{\text{rp}} = \frac{f_{\text{trap}} L}{4\pi r_i^2 c}, \quad (30)$$

where L is the total bolometric luminosity of the star and f_{trap} is a boosting factor to account for multiple scattering of photons. For significant losses of photons, f_{trap} can be less than 1. We calculate whether the escape of ionising photons occurs in Section 7.1.

L can be written in terms of the ionising photon output as

$$L = \psi \langle h\nu \rangle Q_H, \quad (31)$$

where $\langle h\nu \rangle$ is the average energy of photons emitted by the star and ψ is a factor that accounts for the fraction of the spectrum below 13.6 eV. Krumholz & Matzner (2009) adopt $\psi = 1$ in the case of output from massive stars, which emit significant quantities of ionising radiation.

Setting P_0 to the thermal pressure in the HII region from photoionisation using Equation 19, we can write

$$C_{\text{rp}} \equiv \frac{\Delta P_{\text{rp}}}{P_0} = \frac{Q_H}{4\pi r_i^2} \frac{f_{\text{trap}} \langle h\nu \rangle}{c} \left(c_i^2 \frac{m_H}{X} \right)^{-1} \frac{1}{n_i}. \quad (32)$$

In the absence of winds, this becomes

$$C_{\text{rp,nowind}} = \left(\frac{Q_{\text{H}}}{12\pi\alpha_{\text{B}}\phi_{\text{d}}} \right)^{1/2} \frac{f_{\text{trap}}\langle h\nu \rangle}{c} \left(c_i^2 \frac{m_{\text{H}}}{X} \right)^{-1} r_i^{-1/2} \quad (33)$$

A term ϕ_{d} is introduced to account for losses to photoionised gas pressure from dust. This is equivalent to equation 7 in [Krumholz & Matzner \(2009\)](#), who compute C_{rp} in terms of n_i rather than r_i . We adopt a fiducial $f_{\text{trap}} = 2$ and $\phi_{\text{d}} = 0.73$ from [Krumholz & Matzner \(2009\)](#) (a more accurate estimate of these quantities requires a numerical solution to the full radiative transfer equations). Equation 33 can thus be written as

$$C_{\text{rp,nowind}} = 0.047 \left(\frac{\langle h\nu \rangle}{13.6\text{eV}} \right) \left(\frac{c_i}{10\text{ km/s}} \right)^{-2} \left(\frac{Q_{\text{H}}}{10^{49}\text{ s}^{-1}} \right)^{1/2} \left(\frac{r_i}{1\text{ pc}} \right)^{-1/2}. \quad (34)$$

As in [Krumholz & Matzner \(2009\)](#), radiation pressure is most important in small HII regions with high luminosity sources.

In Section 9, we solve for C_{rp} using Equation 32 at a given r_i and n_i . We use Equation 20 to calculate n_i , which requires Equation 28 to calculate r_{w} . Equation 28 does not have a simple algebraic solution, so we rely on a numerical solution to this particular equation. We discuss the effects of the inclusion of a wind bubble on the calculation of C_{rp} in Section 9.1.

6.2 HII regions with strong radiation pressure

As the relative strength of radiation pressure increases, the structure of the HII region changes. For increasing radius r inside r_i , radiation pressure accumulates. This must in turn be balanced by increasing density as $r \rightarrow r_i$. For cases with very strong radiation pressure, as in small or very dense regions, most of the material in the HII region is pushed towards a thin shell at r_i . This in turn allows the wind bubble to expand outwards. The combination of these equations is complex and requires a numerical solution ([Pellegrini et al. 2007, 2009](#)).

A parameter space exploration using numerical solutions for HII regions with radiation pressure is given in [Draine \(2011\)](#). They do not include stellar winds but do include dust and non-ionising radiation. In Figure 5 of their paper, they give parameters for where the RMS density of the HII region diverges significantly from the mean density (i.e. the HII region can no longer be considered uniform density). Such density gradients are also visible in papers that compute numerical solutions including winds, magnetic fields, self-gravity and other effects (e.g. [Pellegrini et al. 2007; Yeh & Matzner 2012; Rahner et al. 2019](#)).

For values where C_{rp} approaches 1, we expect winds and radiation pressure to move the HII region's structure and evolution away from a simple algebraic solution. In this regime, a numerical solution is required. In Section 9 we give the parameter space where this is likely to happen.

The precise values of f_{trap} , ϕ_{d} and ψ affect how effective radiation pressure is. This is not a trivial thing to calculate. In this work we pick fiducial values from [Krumholz](#)

& [Matzner \(2009\)](#), but there is still debate in the literature about how efficiently radiation pressure from photons is coupled to the gas. The simulations of [Krumholz & Thompson \(2012\)](#) and [Krumholz & Thompson \(2013\)](#), for example, show that instabilities generated in the gas and dust create cavities that allow radiation to escape more efficiently, reducing f_{trap} . [Davis et al. \(2014\)](#) and [Rosdahl & Teyssier \(2015\)](#) confirm this with similar calculations using different radiation tracing methods. These effects are particularly important when considering the contribution of infrared photons. By contrast, the simulations of [Kimm et al. \(2019\)](#) show that Lyman alpha ($\text{Ly}\alpha$) photons can be generated through recombination of other ionising photons and scatter very efficiently, which in principle would boost f_{trap} . Photoelectric heating of dust grains has also been proposed as a feedback mechanism ([Forbes et al. 2016](#)). Radiation is thus a complex subject that requires careful modelling.

In the next Section we discuss the role of gravity and photon breakout on the HII region.

7 PHOTON BREAKOUT AND GRAVITY

In this Section we review additional terms presented in other work that affect the ionisation front. Firstly, we discuss the inability for the D-type solution to contain the ionising photons leading to rapid photoionisation of the whole clump/cloud. Secondly, we discuss the cases where gravity and accretion are able to stop the expansion of the HII region.

7.1 Photon Breakout

[Franco et al. \(1990\)](#) argue that for power-law external density fields where $w > 3/2$, runaway photoionisation occurs, leading to a ‘‘champagne’’ flow that rapidly photoionises the entire cloud. If some process such as stellar winds create an initial dense shell, a D-type HII region can be contained even in steeper density fields than this. However, once the champagne flow phase begins, the ionisation front expands in the R-type mode ([Kahn 1954](#)), which is solved in the relativistic limit by [Shapiro et al. \(2006\)](#). After this point, the whole cloud is overtaken by the ionisation front and expands thermally at a few times the speed of sound in the photoionised gas (see equation 24 in [Franco et al. 1990](#)).

[Alvarez et al. \(2006\)](#) find the limit where this occurs, assuming the internal structure of the HII region derived by [Shu et al. \(2002\)](#) in a $w = 2$ cloud (we assume a similar density field for most of this paper). We can rewrite Equation 5 in [Alvarez et al. \(2006\)](#) for the radius at which the ionisation front breaks out of the D-type phase and enters a champagne phase r_{B} , in terms of M_0 and Σ_0 as

$$r_{\text{B}} = 0.75\text{ pc} \left(\frac{M_0}{100\text{ M}_{\odot}} \right) \left(\frac{\Sigma_0}{100\text{ M}_{\odot}\text{ pc}^{-2}} \right) \left(\frac{Q_{\text{H}}}{10^{49}\text{ s}^{-1}} \right)^{-1} \left(\frac{c_i}{10\text{ km/s}} \right)^4. \quad (35)$$

Comparing this to the radius of the cloud r_0 (see Equa-

tion 7) and derive a ratio $C_B \equiv r_0/r_B$,

$$C_B = 0.8 \left(\frac{M_0}{100 M_\odot} \right)^{-1/2} \left(\frac{\Sigma_0}{100 M_\odot \text{ pc}^{-2}} \right)^{-3/2} \left(\frac{Q_H}{10^{49} \text{ s}^{-1}} \right) \left(\frac{c_i}{10 \text{ km/s}} \right)^{-4} \quad (36)$$

where $C_B > 1$ means that a breakout occurs before the ionisation front reaches r_0 , assuming a [Shu et al. \(2002\)](#) solution for the photoionised gas. This is possible in small clouds with low surface densities and strong ionising photon sources with a low ionising sound speed. We give some physical scenarios for this in Section 9. The steep power-law dependence on c_i means that efficient cooling found at super-solar metallicities may also allow a breakout.

We do not provide an algebraic form for the photon escape fraction from the HII region in the presence of winds, radiation pressure and radiative cooling, since this requires complex numerical solutions such as those given by [Rahner et al. \(2017\)](#). Instead, we offer the following comments:

(i) Photon leakage depends on the integration of $n(r, t)^2$ out to the ionisation front, including the shell around the ionisation front. This is governed by radiative cooling out of photoionisation equilibrium (as well as any non-spherical geometry, ignored here). Since winds drive the early expansion of the HII region (c.f. Equation 21), a dense shell can already have formed, which will more effectively trap the HII region.

(ii) Photon leakage does not immediately cause photoionisation to become ineffective, since the wind must still expand into a dense, albeit photoionised cloud. In both cases the ionisation front expands rapidly (faster than c_i).

(iii) Once the entire cloud has been ionised and r_i enters the warm interstellar medium (WIM), there will be no well-defined HII region boundary. Instead, only a wind-blown bubble may be observable as a distinct object, creating the misleading impression that the feedback from the star is driven solely by winds.

(iv) We neglect here the role of fragmentation, which is included in the semi-analytic model of [Rahner et al. \(2019\)](#).

7.2 The Role of Gravity and Accretion

In this Section we discuss the role of resistive forces such as gravity and ram pressure from accretion on the shell around the ionisation front, which we have to this point characterised as a velocity term in the dynamical equations. In Appendix A we derive forms for these terms.

In Section 4, we establish that in a $w = 2$ density profile, the stall radius becomes a “launching radius” r_{launch} , above which r_i accelerates over time. Rearranging Equation 21 and setting $\dot{r}_i = 0$ and $r_i = r_{\text{launch}}$ (for the sake of simplicity we neglect radiation pressure), we arrive at

$$r_{\text{launch}} = \frac{v_0 (v_0^3 - A_w)}{A_i} \quad (37)$$

There is no good scale-free way to characterise r_{launch} and determine whether the ionisation front will expand or be crushed, since this criterion depends on smaller scales governing evolution of the HII region than we study here. We plot characteristic values for r_{launch} in Section 9 and

discuss further what this means for the evolution of the HII regions.

In Appendix D we calculate the ability for self-gravity inside the HII region to set up a density gradient, similar to radiation pressure in Section 6. This effect is largely negligible except for in very dense, massive clouds with low temperature HII regions.

8 MODEL SETUP

The parameter space invoked by the above set of equations is large. In this Section we model a physically-motivated subset of this parameter space to determine the importance of winds, radiation pressure and gravity in realistic conditions.

8.1 Criteria for Complexity

We focus on four important criteria governing the state of the HII region:

(i) $C_w > 1$, the condition for winds to become more important than photoionisation in setting the expansion rate of the ionisation front, given in Equation 27,

(ii) $C_{\text{rp}} > 1$, the condition for the perturbation from radiation pressure to exceed the thermal pressure from photoionisation, given in Equation 34,

(iii) $C_B > 1$, the condition that ionising photons can break out of the shell around the HII region, given in Equation 36, and

(iv) r_{launch} compared to the initial radius of the HII region, given in Equation 37. This quantity is not scale-free and relies on gas dynamics and feedback physics on scales smaller than are studied in this paper.

In this Section we calculate each criterion for a range of typical values in solar and sub-solar metallicity environments. A fully coupled time-dependent solution requires an iterative numerical solution and is beyond the scope of this paper. We instead suggest in which context simple HII region models considering only photoionisation feedback may be employed, and offer scope for future model exploration.

8.2 Cloud Properties

We focus on clouds with masses between 10^2 and $10^5 M_\odot$ for individual stars and binaries, and up to $10^7 M_\odot$ for clusters. Smaller clouds are unlikely to form massive stars. We expect larger clouds to follow the trends indicated at the higher end of our mass range.

We compute each condition for a range of surface densities from 10^2 to $10^4 M_\odot/\text{pc}^2$. The first value is typical of clouds in the solar neighbourhood (e.g. [Lombardi et al. 2010](#)), while the latter value is typical of clouds in the Galactic Central Molecular Zone (CMZ) (e.g. [Walker et al. 2016](#)). Note that the surface density threshold is also variable depending on which radius is selected, with higher densities closer to the peak of the density profile.

Where relevant, we assume that the cloud is not strongly accreting, i.e. $f = 1/2$ (see Appendix A). In the case of large accretion rates, $f \rightarrow 3/2$, and $n(r)$ would become a function of time.

We invoke two models for selecting our sources of radiation and winds from stars. In the first case we use a source that is an individual star, or two stars of the same mass (to approximate an equal-mass binary). We then give results for these individual stars from 5 to 120 M_{\odot} . The motivation here is to study how HII regions evolve around individual young massive stars or close binary systems.

In the second case, we use a source representing a cluster with an SFE of 10% (i.e. the cluster mass is 10% of the total gas mass inside r_0). To make this cluster, we draw randomly from a [Chabrier \(2003\)](#) Initial Mass Function (IMF) up to the cluster mass. The cluster is created instantaneously, i.e. every star has the same age. This is designed to model young, compact clusters. In Section 10 we discuss how relevant this approximation is to observed structured giant molecular clouds.

8.3 Stellar Evolution Model

To calculate the quantities emitted by the stellar sources (e.g. wind momentum deposition rate, ionising photon emission rate, ionising photon energy), we use the stellar evolution model described in [Geen et al. \(2018\)](#), with a wind model based on [Gatto et al. \(2017\)](#). We use the rotating tracks given in the Geneva tables ([Ekström et al. 2012](#)), with spectra calculated in STARBURST99 ([Leitherer et al. 2014](#)) using these tracks. The surface temperature T_* for each star is taken from the Geneva tables and used to calculate the ionised gas temperature in Section 8.4.

We interpolate linearly between model tracks of different stellar masses. During the interpolation, each track is normalised to a time between 0 and 1, where 0 is the start of the Zero Age Main Sequence (ZAMS) and 1 is the lifetime of the star. In this way, we optimise the ability for interpolated tracks to retain features in the neighbouring model tracks that scale with the lifetime of the stars. In Sections 9.2, 9.3 and 9.4, where not otherwise specified, we assume a stellar age of 1 Myr.

8.4 Ionised Gas Properties

In order to obtain reliable values for c_i , we use the spectral synthesis code Cloudy ([Ferland et al. 2017](#)). We generate a table of ionised gas sound speeds c_i for a set of time-dependent stellar surface temperatures T_* , as well as gas density n_i , metallicity Z and ionisation parameter \mathcal{U} . T_* is taken from the Geneva tables as described in Section 8.3. Where multiple stars are present (see Section 9.3), the temperature of the hottest star is used. To remove degeneracies in the solution, we pick a fiducial value of $n_i = 50 \text{ cm}^{-3}$ and $\mathcal{U} = -2$. Although n_i varies with time, it has a relatively weak effect on c_i . These values are plotted in Figure 4.

To calculate α_B , we use the temperature-dependent model given in, e.g., Appendix E2 of [Rosdahl et al. \(2013\)](#). The value in all cases is close to $2 \times 10^{-13} \text{ cm}^3 / \text{s}$. We assume $\gamma = 4/3$.

9 RESULTS

In this Section we present solutions to the models described in the previous Sections. We begin by showing how the ra-

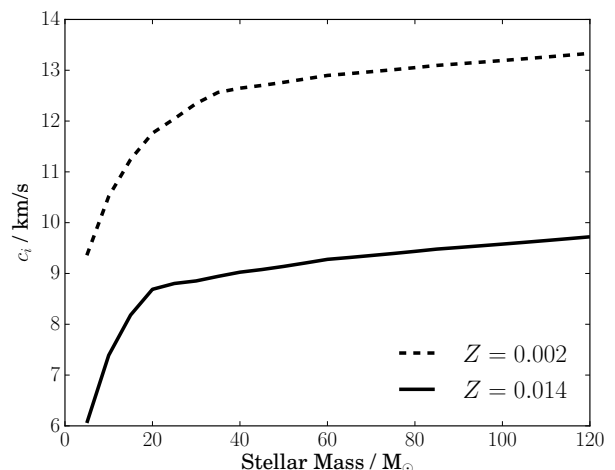


Figure 4. Ionised gas sound speed c_i in HII regions around each star of age 1 Myr with metallicities $Z = 0.002$ and $Z = 0.014$. See Section 8.4.

dus and density of an HII region in a specific environment evolves over time. We then calculate C_w , C_{rp} , C_B and r_{launch} in a set of physically-motivated conditions designed to explore where winds, radiation pressure, ionisation front breakout and gravity should become important. We solve these equations both for individual stars and for clusters sampled from an IMF. Model and parameter choices are given in Section 8. We focus for the majority of this Section on solar metallicity results. In Section 9.4 we present results for low metallicity stars and clouds.

9.1 Evolution of an Example HII Region

Here we introduce an example HII region evolving under the influence of winds and UV photoionisation. We pick a 120 M_{\odot} star in a $10^4 M_{\odot}$ cloud bounded by a surface density of 100 M_{\odot} / pc^2 . This is equivalent to the Orion A and B clouds, as listed in [Lada et al. \(2010\)](#). However, this choice requires that these clouds have a single peaked density profile rather than multiple density peaks, which is unrealistic. We choose this set of conditions largely to demonstrate a stronger response to winds and radiation pressure.

Figure 5 shows the results of integrating the solutions to the equations in Sections 5 and 6, using the same parameters as introduced in these Sections (i.e. an efficiently cooling, momentum-driven wind, and radiation pressure terms where $f_{\text{trap}} = 2$, $\phi_d = 0.73$ and $\psi = 1$). We start from a radius of 0.001 pc and not 0 pc, since a) in reality protostellar outflows set the initial radius of the HII region (see [Kuiper & Hosokawa 2018](#)), and b) the ionisation front cannot expand unless r_i is larger than the bistable point r_{launch} .

The initial expansion of the HII region is faster in the case where winds are included, though at large radii there is little difference between the solutions. The wind bubble occupies most of the volume of the HII region at small radii, while at 20 pc the wind bubble radius r_w is only 20% of the HII region radius r_i .

The winds initially compress the HII region by a small factor, before causing its density to drop compared to a so-

lution without winds. As with the radius, at later times the results with and without winds converge.

The contribution to the HII region's pressure from radiation pressure is between 16 and 18% in this model. Photoionisation is thus more important, but radiation pressure is significant enough to suggest that more detailed calculations with radiation pressure and winds included self-consistently should be considered for a complete model of the HII region. The small variations in C_{rp} in the bottom panel of Figure 5 are due to changes in the surface temperature of the star, which in turn affects the equilibrium temperature of the photoionised gas.

When we include winds in the calculation, C_{rp} drops, i.e. winds reduce the impact of radiation pressure in this instance. This is due to the behaviour of Equation 32, where $C_{rp} \propto r_i^{-2} n_i^{-1}$. Radius r_i is larger at all times in the solution with winds (top panel in Figure 5), and density n_i is initially larger (middle panel). This is because the wind bubble acts like a piston on the inside of the HII region, pushing and compressing it. Thus the overall effect of winds is to reduce C_{rp} .

Having illustrated how one system behaves, we now explore how the effects of winds and radiation pressure change over a larger range of stellar and cloud parameters.

9.2 Single Stars and Pairs

In Figure 6, we plot C_w and C_{rp} for HII regions of a given radius around single stars, with contours for pairs of equal-mass stars representing non-interacting binaries overlaid. These coefficients determine whether winds or radiation pressure significantly affect the dynamics of the HII region, respectively. Based on these results, winds and radiation pressure around single stars and binaries are most important at small radii, i.e. in the Ultracompact HII region stage. The results for winds are consistent with the calculations of Capriotti & Kozminski (2001), who study a uniform external medium (i.e. $w = 0$, rather than $w = 2$ in this work). The use of equal-mass binaries gives winds a small boost, but radiation pressure a significantly larger boost. This is significant because, as Sana et al. (2012) argue, most massive stars are in binary pairs. As in Section 9.1, even when C_{rp} is less than 1, winds and radiation pressure combined have non-linear effects on the HII region and should be treated carefully.

Since we assume a quasi-hydrostatic internal structure for the HII region, C_w and C_{rp} are time-independent. However, the properties of the star(s) will affect the values obtained. We assume a young massive star of age 1 Myr, since we are principally interested in the early expansion of the HII region into the cloud. For very old clusters, the role of radiation (versus later kinetic processes such as supernovae) is reduced as the most massive stars die out. See Rahner et al. (2017) for a discussion of this phase and the relative importance of each feedback process.

In Figure 7 we plot C_w and C_{rp} against cloud mass M_0 and bounding surface density Σ_0 , where $r_i = r_0$. Note for a given gas density field $n(r_i) \propto r_i^{-2}$, as r_i expands and encloses more mass, $M(< r_i)$ will increase and $\Sigma(r_i)$ will decrease. Winds are more important in very dense environments, either closer to the star or in globally denser clouds. Radiation pressure contributes at the 10% level over

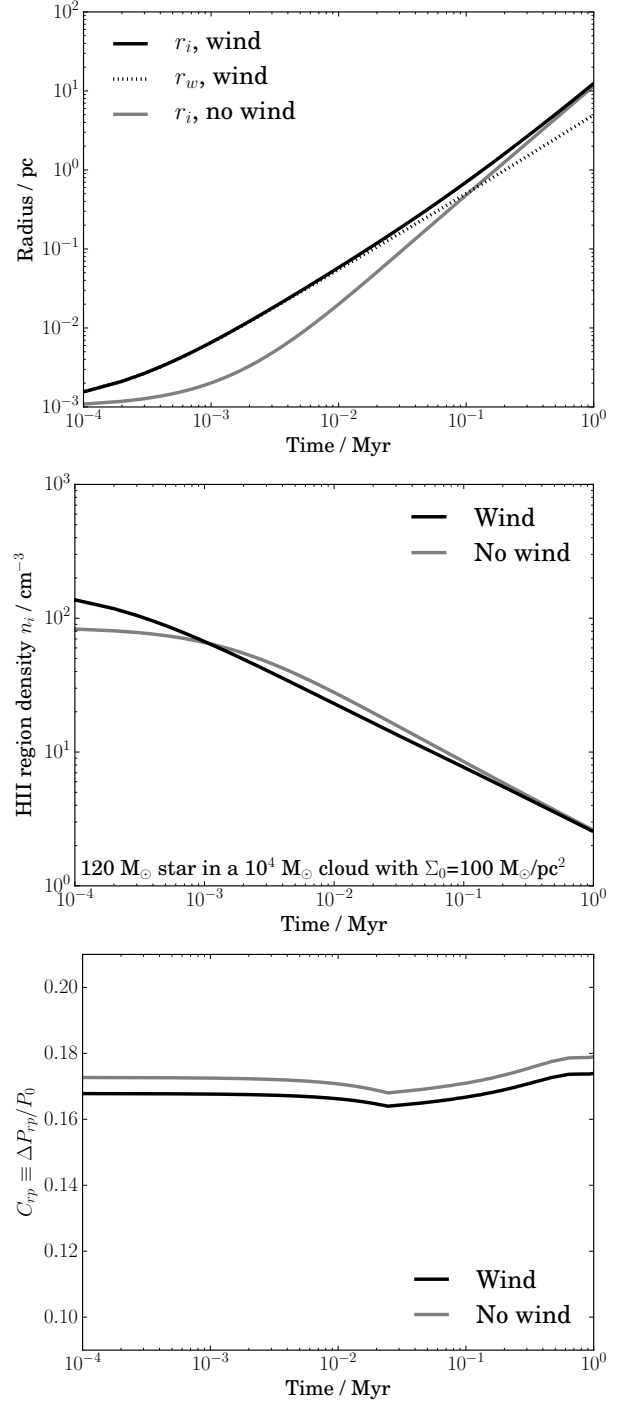


Figure 5. Plots showing the evolution of a single $120 M_{\odot}$ star in a $10^4 M_{\odot}$ cloud bounded by a surface density of $100 M_{\odot} / \text{pc}^2$. The top plot shows the evolution of the wind and ionisation front radii r_w and r_i as given in Equation 21. The middle plot shows the density of the HII region n_i in the same solution as given in Equation 29 in solutions both including and ignoring stellar winds. The bottom plot shows the relative effect of radiation pressure and thermal pressure on the expansion of the HII region C_{rp} in Equations 32 and 33. We start each solution at $r = 0.001 \text{ pc}$ since the photoionisation-only equations have no defined solution if they start at $r = 0$.

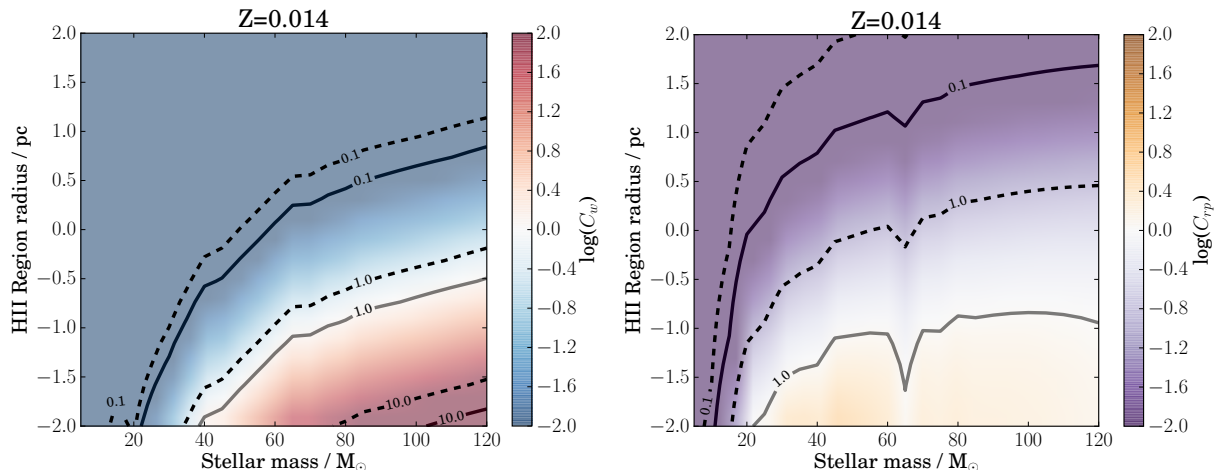


Figure 6. Surface plots of condition C_w for winds and C_{rp} for radiation pressure for HII regions of a given radius around single stars. A value of > 1 means that winds or radiation pressure have a large influence on the dynamics of the HII region that cannot be ignored. Solid lines show results for a single star of a given mass and age 1 Myr on the x-axis, dashed lines for a pair of stars each with the given mass. The slight dip in C_{rp} at $65 M_\odot$ is due to a change in the metal line absorption at this mass. The sound speed in the photoionised gas and other parameters used in these calculations discussed in Section 8.

a larger set of conditions, but rarely becomes more significant than photoionisation except in dense environments or around equal-mass pairs of stars (again, this does not account for the role of interacting binaries in stellar evolution).

Figure 8 shows the effect of gravity and addresses the question of whether the ionisation front should be trapped by self-gravity of the cloud and/or accretion flows. Note that as in the previous Section, a *small* r_{launch} is required for the ionisation front to escape in steeply peaked molecular clouds where $w > 3/2$. For stars above $20 M_\odot$ in surface densities of $\Sigma_0 = 100 M_\odot / \text{pc}^2$, r_{launch} is smaller than 0.1 pc, and so provided the ionisation front can reach this point (via protostellar outflows, non-spherical geometries, or some other effect) it can readily accelerate outside the cloud. For very dense clouds, the ionisation front needs to reach at least 0.1 pc for it not to be crushed by gravity. In this case, more details about the small-scale stellar and cloud physics that sets the initial HII region radius are needed to form a more concrete model for this phase.

Figure 9 shows the condition for ionising photons to break out of the D-type HII region and flood into the interstellar medium (ISM), i.e. $C_B > 1$. This is possible for stars or binary pairs totalling above $70 M_\odot$ in clouds bounded by $\Sigma_0 = 100 M_\odot / \text{pc}^2$, assuming 10% of the cloud mass is in stars. Since $C_B \sim 1$ in this instance, the breakout is likely to be borderline rather than a strong divergence from the D-type solution. Once the breakout has occurred, the cloud is rapidly and fully ionised, and the density field expands at a few times the speed of sound in the ionised gas (Franco et al. 1990). For denser clouds, breakout is not possible. Note again that we do not discuss shell fragmentation here (see Rahner et al. 2019).

9.3 Small Clusters

As the HII regions around individual stars merge, they form a larger HII region that expands through the cloud as a whole. In this Section we discuss models where this occurs.

We assume, in the case where winds exist, that the wind bubbles merge. If they do not, then the effect of wind is significantly reduced. This case is discussed in some detail by Silich & Tenorio-Tagle (2017). It also assumes that winds cool efficiently, which we discuss in Section 5.

In Figure 10 we invoke a cluster at $r = 0$ by randomly sampling from an IMF up to 10% of the cloud mass (see Section 8.2). The cluster is assumed to be contained entirely within the HII region and wind bubble, i.e. the interaction between wind bubbles as in Silich & Tenorio-Tagle (2017) is ignored.

As in the single stellar case, winds only have an effect at the highest surface densities and cloud masses. Radiation pressure (C_{rp}) is more dynamically important than winds (C_w) in most cases, and can even reach the same importance as photoionisation in certain conditions. Note, however, that this is not a full calculation of the role of radiation pressure, but an estimate of the perturbation that it gives to the solution. Where C_{rp} and C_w are large, future work should target these conditions with more realistic models. Full multi-wavelength radiative hydrodynamic calculations including accurate dust models and cooling are needed to determine the precise role of radiation pressure and winds on HII regions.

Broadly, we expect photoionisation to be the most significant driver of HII regions except in dense or high-mass clouds. In these clouds, more careful modelling is required, particularly since the SFE is likely larger than 10% in these environments due to the relative inefficiency of feedback and short free-fall times (e.g. Vázquez-Semadeni et al. 2018; Rahner et al. 2019).

In Figure 11 we plot r_{launch} and C_B for the same clusters. For small clusters, insufficient photons are available to either drive the HII region outwards or break out of the D-type solution. Between cloud masses of 10^3 and $10^4 M_\odot$, the ability for an HII region to form (i.e. r_{launch} is small) depends on the sampling of the IMF. Above this mass, the ionisation front is unlikely to stall.

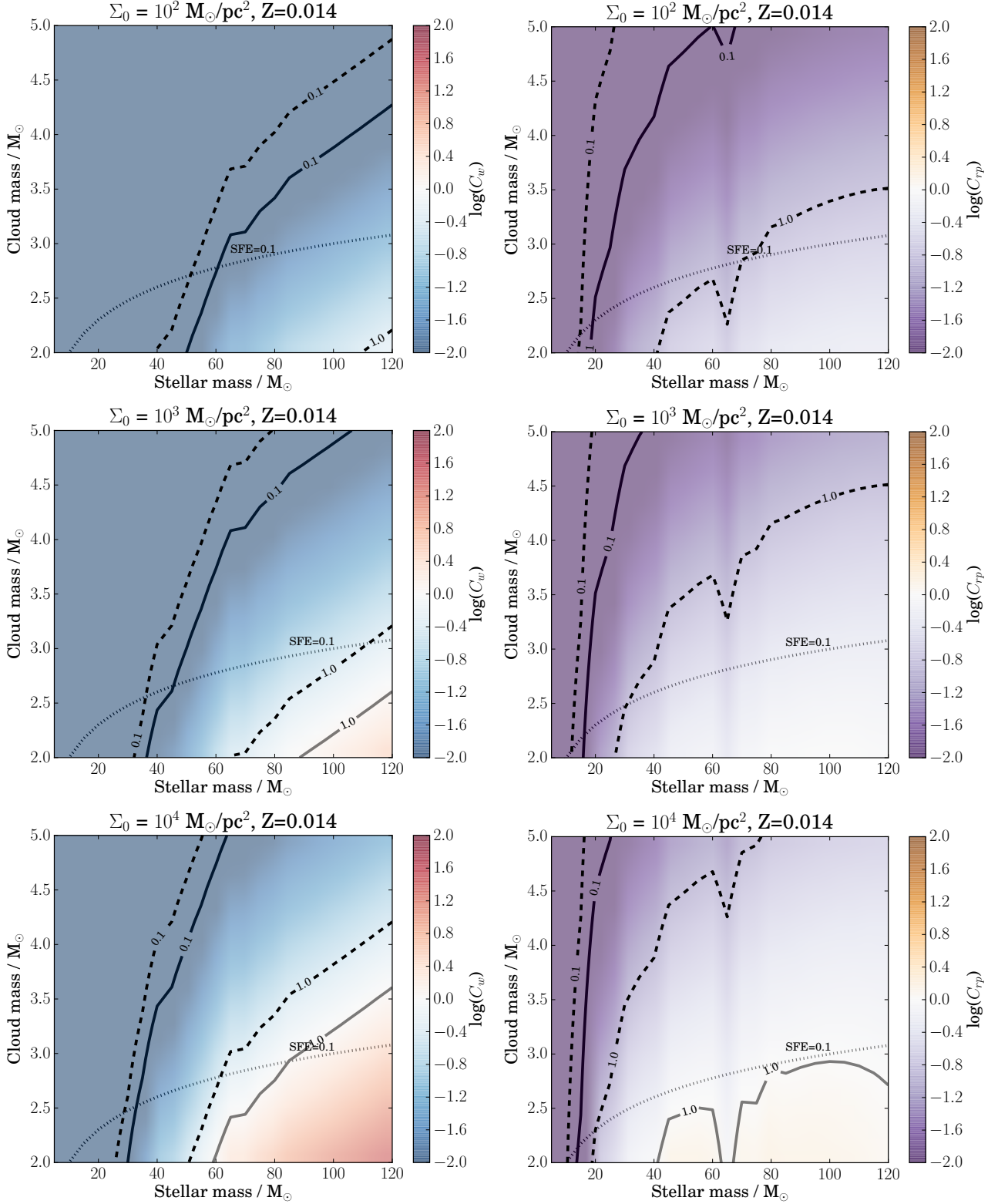


Figure 7. Surface plots of conditions C_w and C_{rp} at the cloud edge for single stars of age 1 Myr. A value > 1 means that winds or radiation pressure exert more influence over the HII region than photoionisation. Solid lines show results for a single star of a given mass on the x-axis, dashed lines for a pair of stars each with the given mass. Values are given at radius r_0 where the bounding surface density is Σ_0 and the initial enclosed mass is M_0 (see Section 3). A dotted line shows cloud masses $10\times$ the star's mass to give an indication of where cloud masses at this ratio lie in the parameter space.

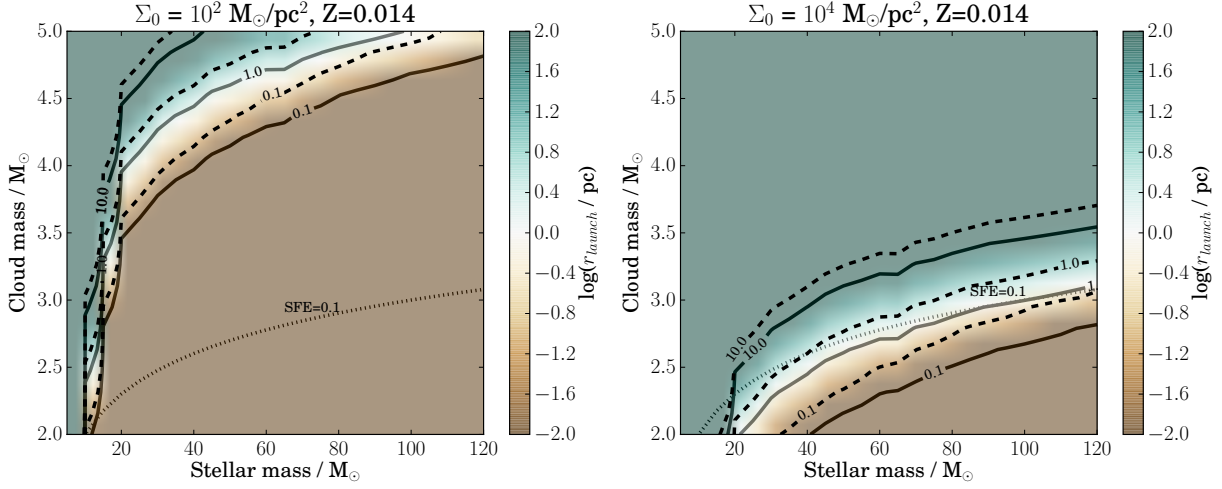


Figure 8. Surface plots of launch radius in pc for single stars of age 1 Myr at various cloud masses, enclosed by surface densities of 100 and 10000 M_{\odot} / pc^2 , as in Figure 7. Note that for steep density profiles, a *small* r_{launch} is required to allow the ionisation front to expand. Solid lines show results for a single star of a given mass on the x-axis, dashed lines for a pair of stars each with the given mass. A dotted line shows cloud masses $10\times$ the star's mass to give an indication of where cloud masses at this ratio lie in the parameter space.

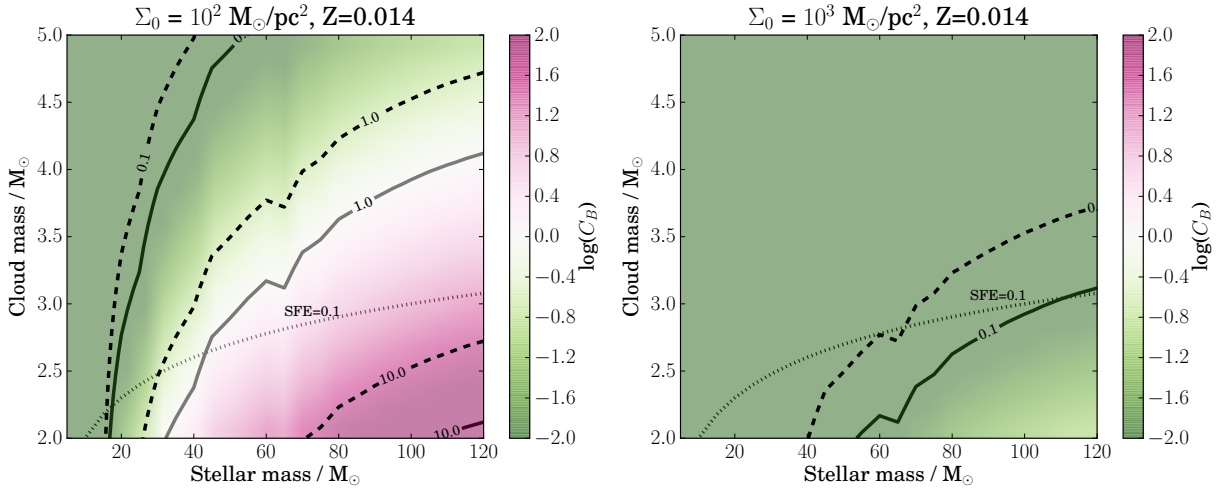


Figure 9. Surface plots of the breakout condition C_B for single stars of age 1 Myr at various cloud masses, enclosed by surface densities of 100 and 1000 M_{\odot} / pc^2 . $C_B > 1$ implies that the ionisation front should break out of its shell as calculated by [Alvarez et al. \(2006\)](#). Solid lines show results for a single star of a given mass on the x-axis, dashed lines for a pair of stars each with the given mass. A dotted line shows cloud masses $10\times$ the star's mass.

For much larger clouds, photon breakout becomes likely. We caution again that very massive single power-law density profiles bounded by $\Sigma_0 = 100 M_{\odot} / \text{pc}^2$ are unlikely in conditions similar to the solar neighbourhood. Observed systems with this mass and bounding density are likely structures made up of multiple peaked cores distributed in space.

9.4 Low Metallicity Environments

In this Section we modify the parameters used above to describe low metallicity environments. We make two changes. Firstly, we use the low metallicity stellar tracks in the Geneva tables ([Ekström et al. 2012](#)), where $Z = 0.002$ (by comparison, solar metallicity is taken as $Z = 0.014$).

Secondly, the equilibrium temperature of the ionised gas is higher due to less efficient metal line cooling (see Figure 4).

In Figure 12, we plot the criteria for winds and radiation pressure to be significant, C_w and C_{rp} by radius. Both parameters become smaller at low metallicity, i.e. winds and radiation pressure are less significant in these conditions. This is because firstly, winds are weaker in low metallicity stars, where the lower opacity in the stellar atmosphere reduces the ability for radiation inside the star to drive winds. Secondly, the steep dependence of the criteria on c_i means that increasing c_i drastically increases the efficiency of photoionisation at driving the HII region.

In Figure 13, we plot r_{launch} and C_B for low metallicity. Launching an accelerating HII region is even more likely than at solar metallicity. Breakout is however less likely. This is

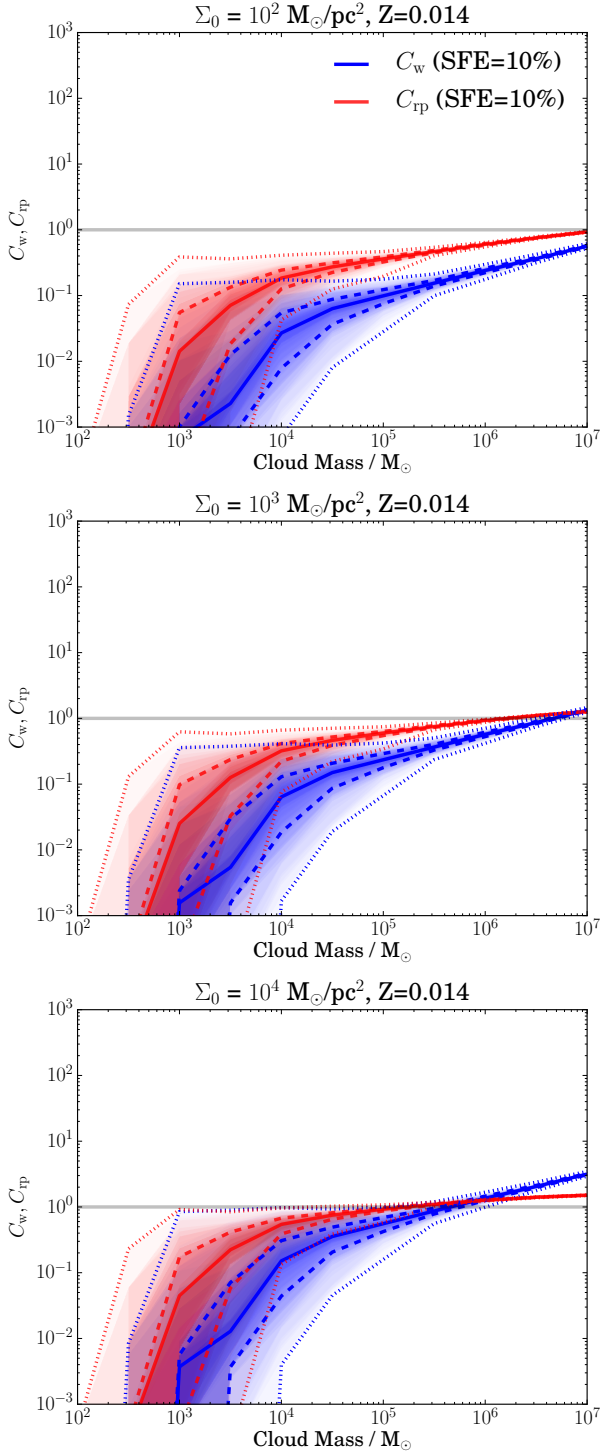


Figure 10. Surface plots showing conditions C_w and C_{rp} for clouds and clusters at various masses and surface densities, where values > 1 indicate that the effect is more significant than the pressure from UV photoionisation. The masses of stars in each cluster are randomly sampled from a [Chabrier \(2003\)](#) IMF up to a mass of 10% of the cloud mass. C_w is shown in red and C_{rp} in blue. Dotted lines show the maximum and minimum values for each cluster mass, dashed lines show the interquartile range and solid lines the median. The shading shows every percentile, where denser colour indicates a value closer to the median.

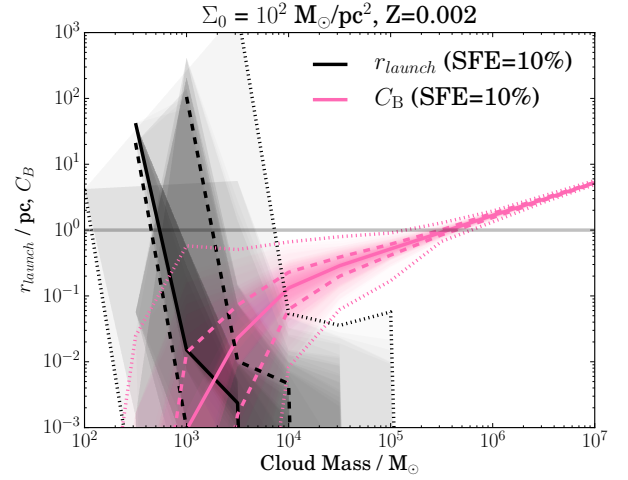


Figure 11. Surface plots showing C_B (the condition that ionising photons break out of D-type front) and r_{launch} in pc for clouds and clusters at various masses and surface densities. Values are obtained as in Figure 10. There is considerable scatter in the values for r_{launch} , but the main limiting factor to launch an HII region is forming enough massive stars, which becomes ever more likely at higher cloud masses.

again because the increase in c_i greatly enhances the pressure inside the HII region.

10 DISCUSSION

In this Section we discuss the role of contexts outside the scope of this work on the evolution of the modelled HII regions.

10.1 Conditions at Small Radii

Early in the star's lifetime, the system has $r_i \rightarrow 0$. The physics of this phase is very important because, as we have established in this work, if the ionisation front does not reach the bistable point at r_{launch} , it cannot expand further.

The early phase of expansion of a photoionised HII region is modelled in 1D by [Keto \(2002\)](#), who determine stall conditions that allow continued accretion onto the protostar. Particularly important is the fact that at small radii, the force of gravity comes mainly from the star, not the gas, as is assumed here. This means that at low radii, where the cloud mass approaches the stellar mass, our results will become less realistic and alternative formulations should be used.

Simulations by [Peters et al. \(2011\)](#) demonstrate that disk dynamics, fragmentation and magnetohydrodynamics (MHD) play a strong role in the evolution of feedback bubbles close to the protostar, while [Masson et al. \(2016\)](#) and [Vaytet et al. \(2018\)](#) also demonstrate that non-ideal MHD is important at these scales. More recent simulation results by [Kuiper & Hosokawa \(2018\)](#), which include both winds and photoionisation from an accreting protostar, argue that kinetic feedback from protostellar jets is the principal driver of the first bipolar outflows around a massive star, creating a channel for ionising radiation and stellar winds to escape.

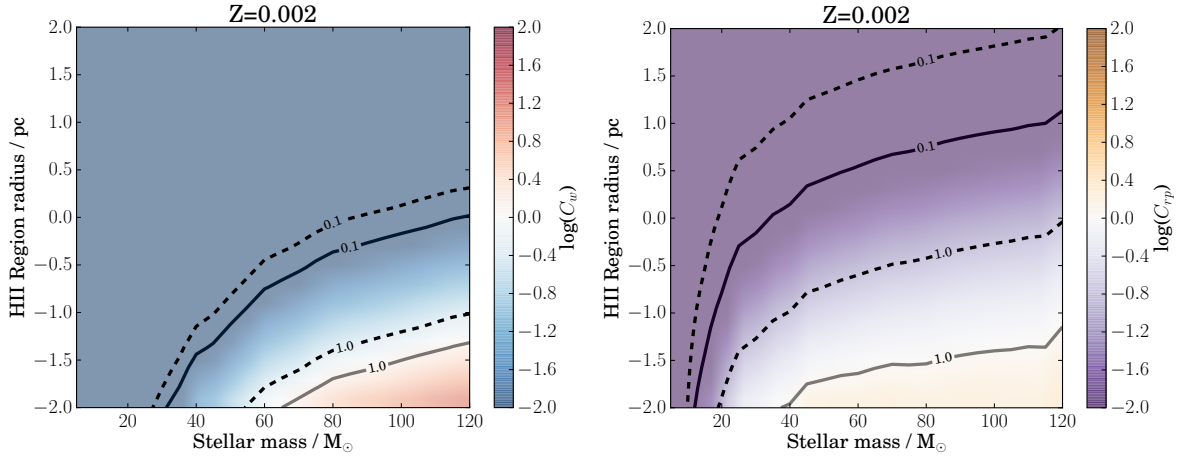


Figure 12. Surface plots of condition C_w for winds and C_{rp} for radiation pressure at various radii at low metallicity ($Z = 0.002$). See Figure 6 for solar metallicity results.

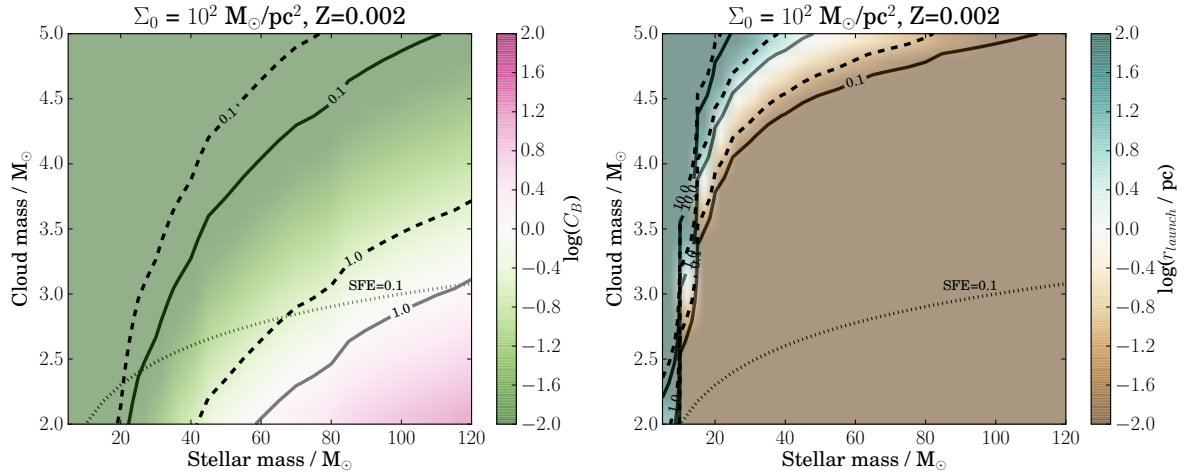


Figure 13. Surface plots of the breakout condition C_B (left) and the stall radius r_{stall} (right) for single stars and binaries at various cloud masses at low metallicity ($Z = 0.002$), enclosed by $\Sigma_0 = 100 \text{ M}_\odot / \text{pc}^2$. See Figures 8 and 9 for solar metallicity results.

10.2 Conditions at Large Radii

Once the ionisation front has left the cloud, the role of photoionisation is diminished. As [Haid et al. \(2018\)](#) argue, the diffuse warm ISM is already ionised, so there is no further ionisation front. Additionally, as the cloud is dispersed, the density drops, causing the cooling time of the winds to increase. Under these conditions, the role of winds will be enhanced, and more realistic numerical solutions for the cooling of the wind bubble are required. At late times, the most massive stars die, causing the ionising photon emission rate to drop, and supernovae occur, leading to a supernova-driven structure ([Rahner et al. 2017](#)) that can, under certain conditions, recollapse and lead to a second star formation event ([Rahner et al. 2018](#)). A full picture of the interaction between stars and their surroundings is important for modelling the amount of momentum and radiation injected into the ISM of galaxies and how stars drive larger-scale flows.

The low metallicity results are important for understanding conditions at high redshift. They predict that, except in very dense conditions, photoionised HII regions

should rapidly escape star-forming regions, dispersing clouds and creating flows of a few tens of km/s. This suggests a high escape fraction from molecular clouds around the epoch of reionisation, and provides a source of low-velocity turbulence in the galactic ISM.

10.3 The Role of Cloud Structure

The models in this paper consider feedback in spherical gas clumps with $1/r^2$ density profiles. Molecular clouds observed in our Galaxy are argued to have fractal structures (e.g. [Cartwright & Whitworth 2004](#)), and so our analysis only applies provided that the density field around the star can be approximated by such a density profile. The interaction between multiple HII regions in neighbouring clumps, the ablation of clumps not containing massive stars by the HII region, changes in the density profile and other complicating effects are omitted from this work.

At some point, HII regions from neighbouring clumps will merge. As we discuss in Section 1.2, the embedded wind bubbles are not guaranteed to merge ([Silich & Tenorio-Tagle](#)

2017), which will reduce their efficiency, while leakage from porous shells further reduces their efficiency (Harper-Clark & Murray 2009). This will counter the effect in Equation 26, where winds become more effective the more stars are emitting inside a single wind bubble and HII region.

10.4 Observational Significance

The structure of HII regions affects their observable properties, since the density, temperature and radiation field determine the emission of radiation from the gas at each position inside the region. It is thus very important to understand the combined behaviour of photoionisation, winds and radiation pressure if we are to successfully interpret observed regions and understand the underlying physics of real systems. For example, models of photoionisation-driven regions have recently been used to interpret the expansion of nearby HII regions in Tremblin et al. (2014) and Didelon et al. (2015). In particular, the latter paper makes it clear that the underlying assumptions about the region and its behaviour strongly shape our interpretation of its current evolutionary state. If the expansion rate is faster than we predict, then we will overpredict the age of the source.

In Sections 5.4 and 5.5, we argue that even in cases where winds do not have a strong influence on the expansion of the HII region, a large wind bubble can exist. Such wind bubbles are observed in X-ray emission, since high gas temperatures are required to produce such photons, but they also affect the shape and structure of the HII region, which forms a shell between r_w and r_i . We further note in Section 6.2 that if radiation pressure's influence is large enough, the combined effect of radiation pressure and winds on the photoionisation solution becomes complex and can no longer be treated as a perturbation. Having identified likely regions of parameter space where this occurs, we must turn to more complete calculations to provide these solutions.

More complete analytic models of this nature have been used to target specific regions in Pellegrini et al. (2007) and Pellegrini et al. (2009). Draine (2011) focuses on parts of the parameter space where radiation pressure has a significant effect on the density structure of the photoionised gas, which in turn shapes the emission from the HII region. One quantity used to interpret such emission from HII regions is the ionisation parameter, i.e., the ratio of ionising photon to hydrogen density. This quantity has been calculated by Yeh & Matzner (2012) and Pellegrini et al. (2012) using full 1D hydrostatic analytic models including winds and radiation pressure. Emission from individual lines is also a useful tracer, and has been computed similarly in Yeh et al. (2013) and Verdolini et al. (2013). Such approaches are highly successful in reproducing emission line ratios from observed regions in nearby galaxies (Pellegrini et al. 2019). Complete radiative transfer models are also essential to obtain an accurate picture of the interaction between radiation at various energies and the gas inside HII regions.

11 CONCLUSIONS

In this paper, we a) develop algebraic models to describe the expansion of photoionised HII regions under the influence of gravity and accretion in power-law density fields, b)

determine when terms describing winds, radiation pressure, gravity and photon breakout become significant enough to affect the dynamics of the HII region, and c) solve these expressions for a set of physically-motivated conditions. We provide a set of expressions that can be used to calculate the dynamics and structure of observed HII regions, particularly the transition from thin shell HII regions to volume-filling HII regions and the role of radiation pressure in setting internal density gradients.

Photoionisation heating is very efficient at driving an ionisation front into cloud with steep power-law density fields (index $w > 3/2$). The timescale for this expansion is set by the free-fall time in the cloud. In uniform density fields, ionisation fronts tend towards a “stall” radius where the expansion rate tends to zero. If $w > 3/2$, this is replaced with a “launch” radius where the ionisation front accelerates to infinity if the initial radius is larger than the launch radius.

We then focus on a singular isothermal sphere ($w = 2$) and introduce winds, radiation pressure and photon breakout, as well as calculating the launch radius. As wind bubbles cool efficiently in dense cloud environments, both winds and radiation pressure are most important when the HII region radius is small (~ 0.1 pc radius). Their importance is enhanced at high surface densities. Under a larger range of conditions, their effect on the dynamics of the HII region is around 10% of the contribution from photoionisation, although radiation pressure can have a larger effect over a greater range. We caution that radiation pressure is a complex phenomenon. The radiation pressure parameters given in this paper are fiducial, but microphysics could decrease or even increase their values. The goal of this work is to provide estimates of which conditions it has a significant influence in, so that more detailed work can be carried out.

Both winds and radiation pressure shape the internal structure of the HII region even when they are not dynamically important, which has observational consequences. Conversely, a large wind bubble does not automatically mean that winds are dynamically important. However, winds, radiation pressure and photoionisation interact in non-linear ways, so even when winds or radiation pressure are not the most important process, care should be taken to consider their influence on the HII region once they approach non-negligible levels.

At solar metallicity, some photon breakout is possible for high mass stars in low density environments, while gravity prevents the expansion of HII regions only at very high densities. The calculations for photon breakout are lower limits, since this work omits shell fragmentation and non-spherical cloud geometries.

At low metallicity, photoionisation becomes more efficient due to the higher equilibrium temperature of the photoionised gas. The role of winds, radiation pressure, photon breakout and gravity are all diminished. This has implications for galaxy formation simulations and theory, including the unresolved influence of photoionisation-driven feedback and higher escape fractions than might be assumed when the structure of molecular clouds around young massive stars is unresolved.

The broad picture given by this paper is that HII regions around young massive stars are first driven by winds, radiation pressure or some other dynamical effect up 0.01

to 0.1 pc. Above this radius, photoionisation accelerates the ionisation front out of the cloud, where it enters the warm interstellar medium or interacts with other dense clumps inside the star-forming region. This picture is complicated by the precise cooling rate of stellar winds, the detailed microphysics affecting radiation pressure inside HII regions, and conditions at high densities such as the Central Molecular Zone where gravity, winds, and radiation pressure compete with photoionisation.

ACKNOWLEDGEMENTS

The authors would like to thank the referee for their careful and thoughtful comments in improving the paper. The authors would also like to thank Ashley Barnes, Simon Glover, Jo Puls and Daniel Rahner for their useful comments and discussions during the preparation of this work. We acknowledge funding from the European Research Council under the European Community's Seventh Framework Programme (FP7/2007-2013). SG and RSK have received funding from Grant Agreement no. 339177 (STARLIGHT) of this programme. EWP and RSK further acknowledge support from the Deutsche Forschungsgemeinschaft in the Collaborative Research Centre SFB 881 "The Milky Way System" (sub-projects B1, B2, and B8) and in the Priority Program SPP 1573 "Physics of the Interstellar Medium" (grant numbers KL 1358/18.1, KL 1358/19.2). SG acknowledges support from a NOVA grant for the theory of massive star formation.

REFERENCES

- Alvarez M. A., Bromm V., Shapiro P. R., 2006, *The Astrophysical Journal*, 639, 621
- Avedisova V. S., 1972, *Soviet Astronomy*, 15
- Ballesteros-Paredes J., Klessen R. S., Mac Low M. M., Vazquez-Semadeni E., 2007, *Protostars and Planets V*, pp 63–80
- Binney J., Tremaine S., 2008, *Galactic Dynamics: Second Edition*
- Bisbas T. G., et al., 2015, *Monthly Notices of the Royal Astronomical Society*, 453, 1324
- Capriotti E., Kozminski J., 2001, *Publications of the Astronomical Society of the Pacific*, 113, 677
- Cartwright A., Whitworth A. P., 2004, *Monthly Notices of the Royal Astronomical Society*, 348, 589
- Castor J., Weaver R., McCray R., 1975, *The Astrophysical Journal*, 200, L107
- Chabrier G., 2003, *Publications of the Astronomical Society of the Pacific*, 115, 763
- Dale J. E., 2015, *Physical Review B*, 68, 1
- Dale J. E., Ngoumou J., Ercolano B., Bonnell I. A., 2014, *Monthly Notices of the Royal Astronomical Society*, 442, 694
- Davis S. W., Jiang Y.-F., Stone J. M., Murray N., 2014, *The Astrophysical Journal*, 796, 107
- Didelon P., Motte F., Tremblin P., Hill T., 2015, *Astronomy and Astrophysics*, 584, 25
- Draine B. T., 2011, *The Astrophysical Journal*, 732, 100
- Dunne B. C., Chu Y. H., Chen C. H. R., Lowry J. D., Townsley L., Gruendl R. A., Guerrero M. A., Rosado M., 2003, *The Astrophysical Journal*, 590, 306
- Dyson J. E., 1977, *Astronomy and Astrophysics*, 59, 161
- Dyson J. E., Williams D. A., 1980, *Physics of the interstellar medium*. New York, Halsted Press
- Ekström S., et al., 2012, *Astronomy & Astrophysics*, 537, A146
- Ferland G. J., et al., 2017, *Revista Mexicana de Astronomia y Astrofísica*, 53, 385
- Fierlinger K. M., Burkert A., Ntormousi E., Fierlinger P., Schartmann M., Ballone A., Krause M. G. H., Diehl R., 2016, *Monthly Notices of the Royal Astronomical Society*, 456, 710
- Forbes J. C., Krumholz M. R., Goldbaum N. J., Dekel A., 2016, *Nature*, 535, 523
- Franco J., Tenorio-Tagle G., Bodenheimer P., 1989, *Revista Mexicana de Astronomia y Astrofísica*, 18
- Franco J., Tenorio-Tagle G., Bodenheimer P., 1990, *The Astrophysical Journal*, 349, 126
- Gatto A., et al., 2017, *Monthly Notices of the Royal Astronomical Society*, 466, 1903
- Geen S., Rosdahl J., Blaizot J., Devriendt J., Slyz A., 2015a, *Monthly Notices of the Royal Astronomical Society*, 448, 3248
- Geen S., Hennebelle P., Tremblin P., Rosdahl J., 2015b, *Monthly Notices of the Royal Astronomical Society*, 454, 4484
- Geen S., Hennebelle P., Tremblin P., Rosdahl J., 2016, *Monthly Notices of the Royal Astronomical Society*, 463, 3129
- Geen S., Watson S. K., Rosdahl J., Bieri R., Klessen R. S., Hennebelle P., 2018, *Monthly Notices of the Royal Astronomical Society*, 481, 2548
- Haid S., Walch S., Seifried D., Wünsch R., Dinnbier F., Naab T., 2018, *Monthly Notices of the Royal Astronomical Society*
- Harper-Clark E., Murray N., 2009, *The Astrophysical Journal*, 693, 1696
- Haworth T. J., Harries T. J., Acreman D. M., Bisbas T. G., 2015, *Monthly Notices of the Royal Astronomical Society*, 453, 2278
- Hennebelle P., Falgarone E., 2012, *The Astronomy and Astrophysics Review*, 20, 55
- Hosokawa T., Inutsuka S., 2006, *The Astrophysical Journal*, 646, 240
- Jaffa S. E., Whitworth A. P., Clarke S. D., Howard A. D. P., 2018, *Monthly Notices of the Royal Astronomical Society*, 477, 1940
- Kahn F. D., 1954, *Bulletin of the Astronomical Institutes of the Netherlands*, 12
- Kauffmann J., Pillai T., Shetty R., Myers P. C., Goodman A. A., 2010, *The Astrophysical Journal*, 716, 433
- Keto E., 2002, *The Astrophysical Journal*, 580, 980
- Keto E., 2007, *The Astrophysical Journal*, 666, 976
- Kim J.-G., Kim W.-T., Ostriker E. C., 2016, *The Astrophysical Journal*, 819, 23
- Kimm T., Blaizot J., Garel T., Michel-Dansac L., Katz H., Rosdahl J., Verhamme A., Haehnelt M., 2019, *Monthly Notices of the Royal Astronomical Society*, 486, 2215
- Klessen R. S., Glover S. C. O., 2016, *Star Formation in Galaxy Evolution, Saas-Fee Advanced Course*, 43, 85
- Krumholz M. R., Matzner C. D., 2009, *The Astrophysical Journal*, 703, 1352
- Krumholz M. R., Thompson T. A., 2012, *The Astrophysical Journal*, 760, 155
- Krumholz M. R., Thompson T. A., 2013, *Monthly Notices of the Royal Astronomical Society*, 434, 2329
- Kuiper R., Hosokawa T., 2018, *Astronomy & Astrophysics*, 616, 22
- Lada C. J., Lombardi M., Alves J. F., 2010, *The Astrophysical Journal*, 724, 687
- Larson R. B., 1981, *Monthly Notices of the Royal Astronomical Society*, 194, 809
- Lee Y.-N., Hennebelle P., 2018, *Astronomy & Astrophysics*, 611, A88
- Leitherer C., Ekström S., Meynet G., Schaerer D., Agienko K. B., Levesque E. M., 2014, *The Astrophysical Journal Supplement Series*, 212, 14
- Li G.-X., Wyrowski F., Menten K., Megeath T., Shi X., 2015, *Astronomy & Astrophysics*, 578, 15
- Lombardi M., Alves J., Lada C. J., 2010, *Astronomy and Astrophysics*, 519, 4

Mac Low M.-M., Klessen R. S., 2004, *Reviews of Modern Physics*, 76, 125

Mac Low M.-M., McCray R., 1988, *The Astrophysical Journal*, 324, 776

Masson J., Chabrier G., Hennebelle P., Vaytet N., Commerçon B., 2016, *Astronomy & Astrophysics*, 587

Mathews W. G., 1967, *The Astrophysical Journal*, 147, 965

Murray N., Quataert E., Thompson T. A., 2010, *The Astrophysical Journal*, 709, 191

Pellegrini E. W., et al., 2007, *The Astrophysical Journal*, 658, 1119

Pellegrini E. W., Baldwin J. A., Ferland G. J., Shaw G., Heathcote S., 2009, *The Astrophysical Journal*, 693, 285

Pellegrini E. W., Oey M. S., Winkler P. F., Points S. D., Smith R. C., Jaskot A. E., Zastrow J., 2012, *The Astrophysical Journal*, 755

Pellegrini E. W., Rahner D., Reissl S., Glover S. C. O., Klessen R. S., Rousseau-Nepton L., Herrera-Camus R., 2019, eprint arXiv:1909.09651

Peters T., Banerjee R., Klessen R. S., Mac Low M.-M., 2011, *The Astrophysical Journal*, 729

Raga A. C., Canto J., Rodriguez L. F., 2012, *Monthly Notices of the Royal Astronomical Society*, 419, L39

Rahner D., Pellegrini E. W., Glover S. C. O., Klessen R. S., 2017, *Monthly Notices of the Royal Astronomical Society*, 470, 4453

Rahner D., Pellegrini E. W., Glover S. C. O., Klessen R. S., 2018, *Monthly Notices of the Royal Astronomical Society: Letters*, 473, L11

Rahner D., Pellegrini E. W., Glover S. C. O., Klessen R. S., 2019, *Monthly Notices of the Royal Astronomical Society*, 483, 2547

Reissl S., Klessen R. S., Mac Low M.-M., Pellegrini E. W., 2018, *Astronomy & Astrophysics*, 611

Rosdahl J., Teyssier R., 2015, *Monthly Notices of the Royal Astronomical Society*, 449, 4380

Rosdahl J., Blaizot J., Aubert D., Stranex T., Teyssier R., 2013, *Monthly Notices of the Royal Astronomical Society*, 436, 2188

Sana H., et al., 2012, *Science*, 337, 444

Seon K.-I., Kwang-Il 2009, *The Astrophysical Journal*, 703, 1159

Shapiro P. R., Iliev I. T., Alvarez M. A., Scannapieco E., 2006, *The Astrophysical Journal*, 648, 922

Shu F., Lizano S., Galli D., Canto J., Laughlin G., 2002, *The Astrophysical Journal*, 580, 969

Silich S., Tenorio-Tagle G., 2013, *The Astrophysical Journal*, 765

Silich S., Tenorio-Tagle G., 2017, *Monthly Notices of the Royal Astronomical Society*, 465, 1375

Silich S., Tenorio-Tagle G., 2018, *Monthly Notices of the Royal Astronomical Society*, 478, 5112

Spitzer L., 1978, *Physical processes in the interstellar medium*. New York Wiley-Interscience

Strömgren B., 1939, *The Astrophysical Journal*, 89, 526

Tremblin P., et al., 2014, *Astronomy & Astrophysics*, 568, A4

Vaytet N., Commerçon B., Masson J., González M., Chabrier G., 2018, *Astronomy & Astrophysics*, 615

Vázquez-Semadeni E., Zamora-Avilés M., Galván-Madrid R., Forbrich J., 2018, *Monthly Notices of the Royal Astronomical Society*, 479, 3254

Verdolini S., et al., 2013, *The Astrophysical Journal*, 769, 12

Vink J. S., Muijres L. E., Anthonisse B., de Koter A., Graefener G., Langer N., 2011, *Astronomy & Astrophysics*, 531

Walker D. L., Longmore S. N., Bastian N., Kruijssen J. M. D., Rathborne J. M., Galván-Madrid R., Liu H. B., 2016, *Monthly Notices of the Royal Astronomical Society*, 457, 4536

Weaver R., McCray R., Castor J., Shapiro P., Moore R., 1977, *The Astrophysical Journal*, 218, 377

Whitworth A., 1979, *Monthly Notices of the Royal Astronomical Society*, 186, 59

Yeh S. C. C., Matzner C. D., 2012, *The Astrophysical Journal*, 757, 18

Yeh S. C. C., Verdolini S., Krumholz M. R., Matzner C. D., Tielens A. G. G. M., 2013, *The Astrophysical Journal*, 769, 7

APPENDIX A: PRESSURE VELOCITIES IN AND ISOTHERMAL CLOUD

In this paper we define external forces on the shell in terms of velocity v_0 , in order to provide a direct correction to the expansion velocity r_i .

We define v_0 as

$$v_0^2 = 2fGM(< r)r^{-1} = fv_{\text{esc}}^2 \quad (\text{A1})$$

where v_{esc} is the escape velocity at r . f is a scaling factor that we determine below. For a cloud where $w = 2$, f is constant with respect to radius and on the order of unity except in the case where a central mass (i.e. the stellar source) exerts more gravitational force than the gas density $M(< r)$.

We assume in this paper that accretion onto the shell is modelled by a ram pressure, where the gas is at density ρ_0 and velocity v_{esc} . This gives $f = 1$.

For gravitational acceleration, we take v_0 to be represented by the orbital velocity $\sqrt{GM(< r)r^{-1}}$. This gives $f = 1/2$. The combined f including both terms is thus $3/2$.

Note that, as discussed in Section 3, we ignore the time evolution of ρ_0 due to accretion and the effect of the central mass of the star or cluster. This changes the form of Equation A1 and introduces radial dependencies to v_0 . For examples of these calculations, see, e.g. Keto (2002) and Didelon et al. (2015).

APPENDIX B: EXPANSION OF A PHOTOIONISATION REGION WITH EXTERNAL PRESSURE

In Section 4 we give Equation 11 to describe the expansion of an ionisation front with an external pressure term, described as a velocity v_0 (see Appendix A).

We begin with Equation 1 that describes the density profile in the neutral gas at r :

$$n(r) = n_0(r/r_0)^{-w}, \quad (\text{B1})$$

Equation 9 that describes photoionisation equilibrium inside the ionisation front r_i :

$$\frac{4\pi}{3} r_i^3 n_i^2 \alpha_B = Q_H, \quad (\text{B2})$$

and Equation 10 that describes pressure equilibrium at r_i :

$$n_i c_i^2 = n(r_i)(\dot{r}_i + v_0)^2. \quad (\text{B3})$$

Equation 10 can be written in terms of density squared as

$$n_i^2 c_i^4 = n(r_i)^2 (\dot{r}_i + v_0)^4 \quad (\text{B4})$$

Substituting Equation 9 for n_i and Equation 1 for $n(r_i)$, this gives

$$c_i^4 \frac{Q_H}{\alpha_B} \frac{3}{4\pi} = n_0^2 r_0^{2w} r_i^{3-2w} (\dot{r}_i + v_0)^4 \quad (\text{B5})$$

When $r_i = r_{\text{stall}}$, $\dot{r}_i = 0$. We can thus divide the above equation by itself when these two terms are substituted:

$$1 = \left(\frac{r_i}{r_{\text{stall}}} \right)^{3-2w} \left(\frac{\dot{r}_i + 1}{v_0} \right)^4 \quad (\text{B6})$$

Hence if $R \equiv r_i/r_{\text{stall}}$, we recover Equation 11. This gives us:

$$r_{\text{stall}}^{4w-7} = \left(\frac{3}{4\pi} \frac{Q_H}{\alpha_B} \right)^{-1} \left(8\pi f G \frac{m_H}{X} \right)^2 \left(n_0 r_0^2 \frac{1}{c_i} \right)^4 \quad (\text{B7})$$

as in [Geen et al. \(2015b\)](#).

We can define a typical freefall time for the cloud

$$t_{\text{ff},0}^2 = \frac{3\pi}{32G\rho_0} \quad (\text{B8})$$

which using Equations 3 and A1 where $w = 2$ gives

$$v_0 = -\frac{r_0}{t_{\text{ff},0}} \frac{\pi}{2} \sqrt{3f} \quad (\text{B9})$$

Substituting for v_0 using Equation B9 and taking $w = 2$ gives

$$\dot{R} = R_0 \frac{\pi}{2} \frac{\sqrt{3f}}{t_{\text{ff},0}} (R^{1/4} - 1) \quad (\text{B10})$$

where $R_0 \equiv r_0/r_{\text{stall}}$. As stated previously in the paper, for $w > 3/2$, r_{stall} becomes a “launching” radius r_{launch} that the solutions accelerate away from rather than converging to.

APPENDIX C: WIND AND PHOTOIONISATION DYNAMICAL EQUATIONS

In this Section we derive Equation 21 that describes the dynamical evolution of an ionisation front with an embedded wind source.

The solution is similar to that in Equation B. We amend Equation 9 to include a collisionally-ionised sphere up to r_w :

$$\frac{4\pi}{3} (r_i - r_w)^3 n_i^2 \alpha_B = Q_H. \quad (\text{C1})$$

In addition, we have Equation 20 that describes the pressure balance at r_w from a momentum-conserving wind:

$$\frac{\dot{p}_w}{4\pi r_w^2} = n_i c_i^2 \frac{m_H}{X}. \quad (\text{C2})$$

We begin by substituting r_w in Equation C1 with Equation C2:

$$r_i^3 - \left(\frac{\dot{p}_w}{4\pi} c_i^2 \frac{X}{m_H} \frac{1}{n_i} \right)^{3/2} = \frac{Q_H}{\alpha_B} \frac{3}{4\pi} \frac{1}{n_i^2} \quad (\text{C3})$$

We then substitute n_i in this equation for Equation 10

$$r_i^3 - \left(\frac{\dot{p}_w}{4\pi} \frac{X}{m_H} \right)^{3/2} \left(\frac{n_0 r_0^2 (\dot{r}_i + v_0)^2}{r_i^2} \right)^{-3/2} = \frac{Q_H}{\alpha_B} \frac{3}{4\pi} \left(\frac{1}{c_i^2} \frac{n_0 r_0^2 (\dot{r}_i + v_0)^2}{r_i^2} \right)^{-2} \quad (\text{C4})$$

Multiplying and dividing by terms in r_i and $\dot{r}_i + v_0$) we obtain

$$(\dot{r}_i + v_0)^4 = \left(\frac{\dot{p}_w}{4\pi} \frac{X}{m_H} \frac{1}{n_0 r_0^2} \right)^{3/2} (\dot{r}_i + v_0) + \frac{Q_H}{\alpha_B} \frac{3}{4\pi} \left(\frac{c_i^2}{n_0 r_0^2} \right)^2 r_i \quad (\text{C5})$$

which gives us Equation 21 and terms for A_w and A_i as defined there.

APPENDIX D: THE ROLE OF GRAVITY IN THE HII REGION

In addition to radiation pressure, self-gravity can also set up a gradient inside the HII region. We assume here that the HII region has a uniform density n_i and calculate the conditions where the pressure from gravity should set up a gradient.

The pressure from self-gravity acting on a spherical shell of thickness dr at radius r , where $r < r_i$ is

$$dP_g = -\frac{GM_i(< r)dm}{r^2} \frac{1}{4\pi r^2}, \quad (\text{D1})$$

where $M_i(< r)$ is the mass in ionised gas contained within r , or $\frac{4}{3}\pi r^3 n_i \frac{m_H}{X}$, the mass of the spherical shell $dm = \frac{m_H}{X} n_i 4\pi r^2 dr$. This gives

$$dP_g = -4\pi G n_i^2 \left(\frac{m_H}{X} \right)^2 \frac{r}{3} dr. \quad (\text{D2})$$

Equating this to the thermal pressure of the photoionised gas at r and integrating the result, we obtain

$$\frac{n_{\text{inner}}}{n_{\text{outer}}} = C_g + 1 \quad (\text{D3})$$

where

$$C_g \equiv \frac{\pi G r^2 m_H}{6c_i^2 X} n_{\text{inner}}. \quad (\text{D4})$$

Note that the condition $C_g \ll 1$ defines whether or not the gradient due to gravity is important, since these solutions assume that $n_{\text{inner}} \simeq n_{\text{outer}}$. In Equation 17 we argue that $n_i/n(r) \simeq 0.1$ to 1. We can thus substitute for $n_i r^2 \simeq n(r) r^2 = n_0 r_0^2$. Substituting this with Equations 7 and 8, we can write

$$C_g = 6.37 \times 10^{-4} \left(\frac{c_i}{10 \text{ km/s}} \right)^{-2} \left(\frac{M_0}{100 M_\odot} \right)^{1/2} \left(\frac{\Sigma_0}{100 M_\odot \text{ pc}^{-2}} \right)^{1/2} \quad (\text{D5})$$

Since this is an upper bound, and requires very dense clouds with low temperature photoionisation regions, we neglect the effect of self-gravity inside the HII region in this work.

This paper has been typeset from a \LaTeX file prepared by the author.