

Hackers vs. Security: Attack-Defence Trees as Asynchronous Multi-Agent Systems*

Jaime Arias¹, Carlos E. Budde⁴, Wojciech Penczek^{2,3}, Laure Petrucci¹, and
Mariëlle Stoelinga^{4,5}

¹ LIPN, CNRS UMR 7030, Université Paris 13, Sorbonne Paris Cité,
Villetaneuse, France

² Institute of Computer Science, PAS, Warsaw, Poland

³ University of Natural Sciences and Humanities, II, Siedlce, Poland

⁴ Formal Methods and Tools, University of Twente, Enschede, The Netherlands

⁵ Department of Software Science, Radboud University, Nijmegen, The Netherlands

Abstract. Attack-Defence Trees (ADTs) are well-suited to assess possible attacks to systems and the efficiency of counter-measures. In this paper, we first enrich the available constructs with reactive patterns that cover further security scenarios, and equip all constructs with attributes such as time and cost to allow quantitative analyses. Then, ADTs are modelled as (an extension of) Asynchronous Multi-Agents Systems—EAMAS. The ADT–EAMAS transformation is performed in a systematic manner that ensures correctness. The transformation allows us to quantify the impact of different agents configurations on metrics such as attack time. Using EAMAS also permits parametric verification: we derive constraints for property satisfaction. Our approach is exercised on several case studies using the UPPAAL and IMITATOR tools.

1 Introduction

Over the past ten years of security analysis, a multitude of formalisms has been developed to study interactions between attacker and defender parties. Attack-defence trees stand out among these, as a graphical, straightforward formalism of great modelling versatility. However, research is thus far focused on bipartite graph characterisations, where nodes belong to either the attacker or defender party. In real security scenarios each of these parties may be formed of multiple agents. Agents distribution over the tree nodes, i.e. which agent performs which task for which goal, determines not only the *performance* but also the *feasibility* of an attack or defence strategy. Studying these distributions is thus paramount.

To analyse the impact of different agents distributions, we model attack-defence trees in an agent-aware formalism. Our approach permits quantifying performance metrics (e.g. cost and time) of attack/defence strategies under distinct agents coalitions. Employing modern verification tools such as IMITATOR,

* This work was partially funded by the NWO project SEQUOIA (grant 15474), EU project SUCCESS (102112) and the PHC van Gogh PAMPAS. The work of Arias and Petrucci has been supported by the BQR project AMoJAS.

we determine the feasibility of coalition strategies, and synthesise the value of the attributes that make them feasible, such as the maximum time allowed for a defence mechanism to be triggered. This way, we make an important step towards richer ADT representations for real-world security analysis.

Contributions. Concretely, in this paper we introduce: (i) a unified scheme for ADT representation with counter- and sequential operators, including *a new construct*; (ii) a formalism—EAMAS—to model ADTs where *all nodes* have *attributes*, and can be operated by different *agents*; (iii) compositional and sound *transformation rules* from ADT to EAMAS; (iv) measurements of the impact of different *agents coalitions* on attack performance metrics, such as time, exercised on several case studies; (v) *synthesis of ADT attributes*—by encoding them as EAMAS parameters—for feasibility analysis of attack/defence strategies.

Outline. The paper is structured as follows. In Sec. 2 we review the basic notions of ADTs, using a unified syntactic and semantic representation. Sec. 3 reviews the AMAS formalism, which we extend in Sec. 4 to model ADTs enriched with attributes. Sec. 5 presents graph-based transformation patterns to model each ADT construct as an (extended) AMAS model. Such compositional modelling avoids state space issues; we prove it correct for our semantics and illustrate it in our running example. The effectiveness of our approach is demonstrated in Sec. 6, by using two state-of-the-art verification tools to quantitatively analyse three case studies from the literature. This work concludes in Sec. 7, where we finally draw possible lines of future research.

2 Attack-Defence Trees

2.1 The basic ADT model and related work

Attack trees are well-known tree-like representations of attack scenarios, that allow for evaluating the security of complex systems to the desired degree of refinement [MO06]. The root of the tree is the attacker’s goal, and the children of a node represent refinements of the node’s goal into sub-goals. The tree leaves are (possibly quantified) foreseeable attacker’s actions. For instance, if the attack goal is to Steal Jewels from a museum (SJ), where burglars must break in (attack leaf bi) and force a display (fd), the attack tree is: $SJ = \text{AND}(\underline{\text{bi}}, \underline{\text{fd}})$.

Attack-defence trees (ADTs, [KMRS11]) are an extension of attack trees including possible counteractions of a defender, thus representing security scenarios as an interplay between attacker’s and defender’s actions. This can model mechanisms triggered by the occurrence of specified opposite actions. So for instance, the jewels burglary will succeed (SJS) only if all attack actions are performed, and the alerted police (p) doesn’t stop them: $SJS = \text{NAND}(\underline{\text{SJ}}, \underline{\text{p}})$, see Fig. 1.

Countering actions emerged recently to express pointwise interactions between opposite players. This can be reactive, such as the police above, or passive, such as message encryption to avoid eavesdropping in open channels. The intuition behind the counter actions in [KMRS11] can be described as follows:

- ▶ *counter defence* $A = \text{NAND}(a, d)$: if attack a succeeds and the countering defence d fails, then the attack goal A is successful;
- ▶ *counter attack* $D = \text{NAND}(d, a)$: if defence d happens and attack a fails, then the defence goal D is successful.

Formally, we give Boolean semantics to the nodes composing ADTs as shown in Table 1. As with counter defence/attack above, constructs are symmetric for attack or defence goals; thus the table shows only a selection. In the graphical representations, triangular nodes indicate (arbitrary) subtrees can be the children of a gate, whereas circular (resp. rectangular) nodes represent attack (resp. defence) leaves. In this way, with Table 1 we extend [KMRS11] with AND/OR gates along the lines of [KSR⁺18]. We further extend notation—in accordance with these semantics—for nodes that represent countering a defence or an attack. Thus, for instance, the ADT jewels burglary example has the semantics $\text{SJS} = \text{bi} \wedge \text{fd} \wedge \neg p$, graphically depicted as in Fig. 1.

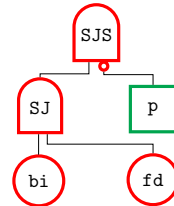


Fig. 1: Steal Jewels

In Table 1 we also introduce operators for a *choice* between a successful attack and a failing defence (named *no defence*), and vice-versa (*inhibiting attack*). These constructs are less usual in the literature [KPS14], yet they model realistic scenarios such as attack goals succeeding by security negligence rather than by performing an elaborated (and costly!) attack. This is of interest for quantitative analyses of e.g. cost and probability, and thus we include them in Table 1.

Moreover, we consider sequential order operators, which lack a standard interpretation for ADTs. The survey of [KPS14] lists several ways to model order-dependent events: sequential enforcement, time dependent ordered-AND, priority- or sequential-AND, etc. For attack trees, in the sequentially ordered conjunction (SAND) of [JKM⁺15], attacks succeed when all children occurred in the required order. This abstracts away the exact time of occurrence of events; with few exceptions, e.g. [CY07], this is the preferred approach in the literature [SSW98, BLP⁺06, KPS14, JKM⁺15, KSR⁺18]. Therefore SANDs describe the order in which actions *will* take place, rather than a potential order of events. Their role is to enforce *sequential events* and rule out parallel executions, which is a fundamental construct when working with multi-agent systems. For instance, Steal Jewels (SJ) in Fig. 1 is modelled with an AND gate. Say that breaking in (bi) takes 10 min and forcing the display (fd) 5 min. If two attackers operate in parallel, analysing the ADT can conclude that SJ succeeds after a 10 min attack. But fd depends logically on bi, since the display can only be forced after breaking in. Using instead a SAND gate for SJ enforces this sequentiality so that attacks cannot take less than 15 min. We integrate such SAND gates in our ADT framework, as the *sequential and attack/defence* in Table 1.

We further introduce SNAND gates: sequential gates that have attacks and defences as children. To the best of our knowledge, this is novel in a typed setting where subtrees (rather than leaves) can be assigned attack/defence goals. This contribution is conservative: it extends the SAND gates of [JKM⁺15] to coincide with previous works on sequential operators in defence-aware representations,

e.g. attack-defence diagrams [HKKS16]. We distinguish two scenarios: a successful attack followed by a failed defence (named *failed reactive defence* in Table 1), and vice versa. We disregard the second scenario as uninteresting—it models defence goals which depend on attacks failing by themselves—and focus on the first one. SNANDs then model an attack goal that must overcome some reactive defence, triggered only after the incoming attack has been detected.



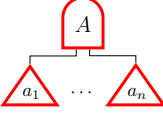
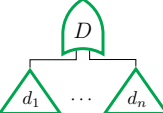
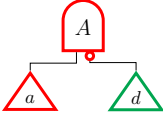
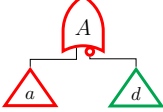
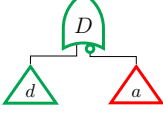
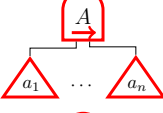
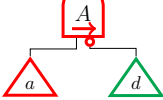
Name	Domains	Graphics	Semantics
Attack	$a \in \Sigma_a$		a
Defence	$d \in \Sigma_d$		d
And attack	$A, a_1, \dots, a_n \in \Sigma_a$		$A = a_1 \wedge \dots \wedge a_n$
Or defence	$D, d_1, \dots, d_n \in \Sigma_d$		$D = d_1 \vee \dots \vee d_n$
Counter defence	$A, a \in \Sigma_a$ $d \in \Sigma_d$		$A = a \wedge \neg d$
No defence	$A, a \in \Sigma_a$ $d \in \Sigma_d$		$A = a \vee \neg d$
Inhibiting attack	$D, d \in \Sigma_d$ $a \in \Sigma_a$		$D = d \vee \neg a$
Sequential and attack	$A, a_1, \dots, a_n \in \Sigma_a$		$A = a_1 \wedge \dots \wedge a_n$
Failed reactive defence	$A, a \in \Sigma_a$ $d \in \Sigma_d$		$A = a \wedge \neg d$

Table 1: ADT constructs (selection) and their semantics

2.2 Attributes and agents for ADTs

Attributes (also “parameters” and “gains” [BLP⁺06, AN15, KSR⁺18]) are numeric properties of attack/defence nodes that allow for quantitative analyses.

Typical attributes include cost, time, and probability: in the Steal Jewels example, the 10 min it takes to break in is a time attribute of this attack leaf. If all nodes in an ADT have a time attribute, one can compute the min/max time required by the attack goal, whereas in general attributes are associated to tree leaves. As in [ALRS19], attributes can be parameters over which we synthesize constraints indicating which attribute values can lead to a successful attack.

General attributes. We extend attributes to all constructs (i.e. nodes) in ADTs, because a construct may not be fully described by just its children. An attribute is then given by a node’s *initial* (aka *intrinsic*) *value*, and a *computation function*. For example, refine `bi` to be an AND gate with children `pick_main_lock` (`pm1`, 7 min) and `saw_padlock` (`sp`, 2 min). Then it may still take an extra minute to enter stealthily and locate the correct display, to be counted after `pm1` and `sp` have succeeded. In general, when the goal of a gate is successful, its attribute value is the result of its computation function applied to its intrinsic value and to the attributes of its children. For `bi`, if two burglars cooperate, the computation function is $init_time(bi) + \max(init_time(pm1), init_time(sp))$. This allows for flexibility in describing different kinds of attributes, and gains special relevance when considering coalitions of agents, as we will further illustrate in Sec. 2.3.

Agents. Each action described by an ADT construct can be performed by a particular *agent*. Different attacks/defences could be handled by one or multiple agents, which allows to express properties on agents coalitions. For instance, in the original Steal Jewels example of Fig. 1, the minimal number of burglars required to minimise the SJS attack time is two: one to do `bi` and another to parallelly perform `fd`. If the SJ gate is changed to a SAND, then one burglar suffices, since `bi` and `fd` cannot be parallelised. Upon using the refinement `bi = AND(pm1, sp)`, then again a coalition of two burglars minimises the attack time, since `pm1` and `sp` can be parallelised. Each node in the ADT will thus be assigned to an agent, and a single agent can handle multiple nodes. In the general case, the only constraint is that no agent handles both attack and defence nodes. As shown above, specific ADTs might enforce additional constraints.

Conditional counter measures. It may happen that a countering node has a successful or unsuccessful outcome depending on the attributes of its children. We therefore associate *conditions* with countering nodes, which are Boolean functions over the attributes of the ADT. When present, the condition then comes as an additional constraint for the node operation to be successful.

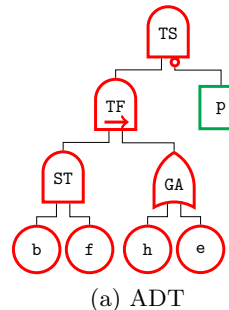
2.3 Example: Treasure hunters

We present a simple running example in Fig. 2 that extends Fig. 1, featuring thieves that try to steal a treasure in a museum. To achieve their goal, they first must access the treasure room, which involves `distracting` and `bribing` a guard (`b`), and `forcing` the secure door (`f`). Both actions are costly and take some time. Two coalitions are possible: it may be that a single thief has to carry out both actions, or there could be two thieves that collaborate to parallelise `b` and `f`.

After these actions succeed the thieves can steal the treasure (ST), which takes a little time for opening its display stand and putting it in a bag. Then the thieves are ready to flee (TF), but to do that they have to choose an escape route to go away (GA): this can be a spectacular escape in a helicopter (h), or a mundane escape via the emergency exit (e). The helicopter is expensive but fast while the fire exit is slower but at no cost. These values will allow for experimenting different solutions. Furthermore, the time to perform a successful escape can be inversely proportional to the number of agents involved in the robbery. This is easy to encode via a computation function in the gate GA.

As soon as the treasure room is penetrated (i.e. after **b** and **f** but before ST) an alarm goes off at the police station, so while the thieves flee the police hurries to intervene (**p**). The treasure is then successfully stolen iff the thieves have fled and the police failed to arrive (e.g. because they were on strike⁶) or does so too late. This last possibility is captured by the additional condition associated with the treasure stolen gate (TS), which states that the arrival time of the police must be greater than the time for the thieves to steal the treasure and go away.

Fig. 2: The treasure hunters



Name	Cost	Time
TS (treasure stolen)		
p (police)	100 €	10 min
TF (thieves fleeing)		
ST (steal treasure)		2 min
b (bribe gatekeeper)	500 €	1 h
f (force arm. door)	100 €	2 h
GA (go away)		
h (helicopter)	500 €	3 min
e (emergency exit)		10 min

Condition for TS:

$$init_time(p) > time(ST) + time(GA)$$

(b) Attributes of nodes

3 Asynchronous Multi-Agent Systems

Asynchronous Multi-Agent Systems (AMAS, [JPDM18]) are a modern semantic model for the study of agents' strategies in asynchronous systems. They offer a (succinctly represented) analysis framework capable of efficient reachability checks even on non-trivial models [JPDM18]. By linking protocols to agents, AMAS are a natural compositional formalism for analysing multi-agent systems.

Technically, AMAS are similar to networks of automata that synchronize on shared actions, and interleave local transitions to execute asynchronously [FHMV95, LPQ10, JPDM18]. Works that give semantics to attack-trees via automata usually do not consider defence nodes [CY07, KSR⁺18]. The attack-defence diagrams of [HKKS16] use stochastic timed automata as a semantic base: this grants them ample expressive power, but also entails large state spaces and undecidable reachability in the general case, which AMAS circumvents.

Definition 1 (Asynchronous Multi-Agent Systems, [JPDM18]). An asynchronous multi-agent system (AMAS) consists of n agents $A = \{1, \dots, n\}$, where

⁶ https://en.wikipedia.org/wiki/2013_police_revolts_in_Argentina

each agent has an associated tuple $A_i = (L_i, \iota_i, Act_i, P_i, T_i)$ including (i) a set of local states $L_i = \{l_i^1, l_i^2, \dots, l_i^{n_i}\}$; (ii) an initial state $\iota_i \in L_i$; (iii) a set of actions $Act_i = \{a_i^1, a_i^2, \dots, a_i^{m_i}\}$; (iv) a local protocol $P_i: L_i \rightarrow 2^{Act_i}$ which selects the actions available at each local state; and (v) a (partial) local transition function $T_i \subseteq L_i \times Act_i \times L_i$ s.t. $(l_i, a, l'_i) \in T_i$ for some $l'_i \in L_i$ iff $a \in P_i(l_i)$.

Sets Act_i need not be disjoint. $Act = \bigcup_{i \in A} Act_i$ and $Loc = \bigcup_{i \in A} L_i$ are the set of all actions and all local states, respectively. For each action $a \in Act$, the set $Agent(a) = \{i \in A \mid a \in Act_i\}$ contains all agents that can perform action a . The parallel composition of AMAS is given by Interleaved Interpreted Systems, which extend AMAS with variables and define *global states* and *global transitions*.

Definition 2 (Interleaved Interpreted System, [JPDM18]). Let PV be a set of propositional variables. An interleaved interpreted system (IIS) is an AMAS extended with (i) a set of global states $S \subseteq \prod_{i=1}^n L_i$; (ii) an initial state $\iota \in S$; (iii) a (partial) global transition function $T: S \times Act \rightarrow S$ s.t. $\forall i \in Agent(a), T(s_1, a) = s_2$ iff $T_i(s_1^i, a) = s_2^i$, whereas $\forall i \in A \setminus Agent(a), s_1^i = s_2^i$, where s_1^i is the i -th local state of s_1 ; and (iv) a valuation function $V: S \rightarrow 2^{PV}$.

4 Extending the AMAS model

As defined in [JPDM18], AMAS do not include attributes. Therefore, to model ADTs we now define *Extended AMAS*, associating attributes to local transitions.

Definition 3 (Extended Asynchronous Multi-Agent Systems). An Extended Asynchronous Multi-Agent System (EAMAS) is an AMAS where each local transition function $t \in LT = \bigcup_{i \in A} T_i$ is equipped with a finite set of variables $AT_t = \{v_t^1, \dots, v_t^k\}$, called attributes, over a domain $D_t = d_t^1 \times \dots \times d_t^k$.

Let $AT = \bigcup_{t \in T} AT_t$ and $D = \prod_{t \in T} D_t$. Let *Guards* be the set of formulas of the form $\beta \sim 0$, where β is a linear expression over attributes of AT and $\sim \in \{<, \leq, =, \geq, >\}$. Let *FUN* be all functions taking arguments in AT , and $EXP(AT, FUN)$ be linear expressions over AT and *FUN*. Each transition $t \in LT$ has associated (i) a message $f_M(t) \in \{!, ?\} \times \{ok, nok\} \cup \{\perp\}$; (ii) a guard $f_G(t) \in Guards$; and (iii) a modification function $f_t: AT_t \rightarrow EXP(AT, FUN)$.

Item (i) indicates whether t is not a synchronised transition (\perp), or whether it is sending (marked with $!$) or receiving ($?$) a message $\in \{ok, nok\}$. Guards in item (ii) constrain transitions. Item (iii) states how to modify the associated attributes when taking a transition. To model ADTs we must also extend IIS.

Definition 4 (Extended Interleaved Interpreted System). Let PV be a set of propositional variables, $\mathbf{v}: AT \rightarrow D$ a valuation of the attributes, and \mathbf{v}_0 an initial valuation. An extended interleaved interpreted system (EIIS) M , or a model, is an EAMAS extended with (i) a set of global states $S \subseteq L_1 \times \dots \times L_n \times D$; (ii) an initial state $s_0 = \langle (\iota_1, \dots, \iota_n), \mathbf{v}_0 \rangle \in S$; (iii) a global transition relation $T \subseteq S \times Act \times S$ s.t. $\langle (l_1, \dots, l_n, \mathbf{v}), a, (l'_1, \dots, l'_n, \mathbf{v}') \rangle \in T$ iff: $(\mathbf{a}) \exists i, j \in Agent(a) \wedge \exists t_i = (l_i, a, l'_i) \in T_i \wedge \exists t_j = (l_j, a, l'_j) \in T_j$ s.t. $f_M(t_i) = (!, m) \wedge f_M(t_j) = (?, m)$;

(b) $\forall k \in A \setminus \{i, j\} \ l_k = l'_k$; (c) $\mathbf{v} \models f_G(t_i) \wedge f_G(t_j)$; (d) $\mathbf{v}' = \mathbf{v}[AT_{t_i}][AT_{t_j}]$; and (iv) a valuation function $V : S \rightarrow 2^{PV}$, where $\mathbf{v}[AT_{t_i}][AT_{t_j}]$ in item (d) indicates the substitution of attributes in the valuation \mathbf{v} according to transitions t_i and t_j , that is $\mathbf{v}' = \mathbf{v} \left[\bigwedge_{v_{t_i} \in AT_{t_i}} v_{t_i} := f_{t_i}(v_{t_i}) \right] \left[\bigwedge_{v_{t_j} \in AT_{t_j}} v_{t_j} := f_{t_j}(v_{t_j}) \right]$.

In the definition of the global transition relation T , item (a) specifies the synchronisation of transition t_i (with a sending action) and t_j (with a receiving action) that share the message m . Item (b) ensures that agents other than i and j do not change their states in such a synchronisation. Item (c) guarantees that the guards of t_i and t_j hold for the valuation \mathbf{v} . Finally, item (d) indicates how \mathbf{v}' is obtained by updating \mathbf{v} with the attributes values modified by t_i and t_j .

5 EAMAS transformation of ADTs

Each ADT node is modelled as an EAMAS agent via *transformation patterns*. These synchronise among themselves via shared actions. The approach is *compositional*, i.e. the resulting EIAS model of the ADT contains an agent per node in the tree, and *correct*, i.e. all relevant (ADT) paths are captured by the model. Note that unlike timed formalisms, e.g. (priced) time automata where clocks let time pass, time in EAMAS is an attribute. This allows e.g. to give minimum and maximum time values, and also makes EAMAS much easier to model check.

Transformation patterns. Table 2 shows how each ADT construct is transformed into an agent (sub)model. Models communicate via the blue transitions. Transformations are symmetrical for attack and defence nodes: Table 2 shows attack patterns. A leaf signals action a or fails. For DAG ADTs where gates can share children, self-loops in states l_1, l'_1 synchronise with *all* nodes that depend on the attack. In conjunctions, (all) actions must be signaled in *any* order. Then, attack A occurs, followed by the model signaling success. The conjunction fails if any action fails. Disjunctions and counter actions operate in the expected analogous way. Sequential constructs enforce the absence of parallelism, as per the semantics chosen for SAND and SNAND gates (see Sec. 2.1). Note that patterns use a single order of actions: other orders are shufflings of the semantically equivalent sequence shown in Table 2, and are thus already present in the state space.

Correctness of the transformation. Communication between two patterns involves pairwise synchronisation, given by item (a) in Def. 4: the parent receives the status from each child, updates its own status, and then informs its own parent. Self-loops ensure that all parents are informed in DAG ADTs. The order of reception is not important as long as there is a representative sequence for the attack/defence semantics, which the patterns ensure. This covers *expected* action signals, i.e. those that a parent must receive from its children to achieve its goal. For sequences containing *unexpected* signals it could happen that a parent does not receive all information from its children, thus entering a deadlock before reaching its final state to signal success to its own parent(s). Notice that these sequences are precisely those that inhibit the goal of the (parent) gate. Therefore, not reaching the final state is indeed the desired behaviour.

ADT construct	Agent model
Leaf node	
Conjunction/disjunction nodes	
Countering nodes	
Sequential nodes	

Table 2: ADT nodes and corresponding agent models

Adding node attributes. Transformation patterns in Table 2 concern only an ADT structure. To take attributes values into account, a child must transmit these to all parents during transition synchronisation. Attributes in a node are given by the intrinsic value and computation function of the node—see Sec. 2.2 and the EAMAS modification function in item (iii) of Def. 3. For example, the cost of an AND gate is typically its own cost plus those of all children. Attributes values are computed *after* all the node preconditions are satisfied. OR gates involve a choice among children: here, computation happens upon receiving the message from one child. Conditions associated to ADT countering nodes (e.g. TS in Fig. 2) are added as guards to the corresponding action transition. Computation functions may be sensitive to the distribution of agents over nodes for certain gates and attributes. For instance, time computation for AND gates is typically affected by the parallel operation of multiple agents with the same goal; but this is not true in general for cost, neither for time in SAND gates. We illustrate this with our running example⁷.

Example: EAMAS of the Treasure hunters. Applying the transformation patterns to the Treasure hunters ADT of Fig. 2 gives the EAMAS in Fig. 3. Green labels indicate cost and time of each operation. The computation for the OR gate (GA) depends on the child from which the message is received. The condition associated to TS is depicted in orange. It checks whether the attack succeeds, but does not modify its cost nor its time. Time computation for the AND gate ST uses function $timeC$, which returns the sum of its arguments if the children are handled by the same agent (there is one thief) and their maximum otherwise (two or more thieves collaborate). Note that sequential gates like SAND enforce the (sequentially) dependent execution of its children regardless of agents distributions. This models situations of logical dependencies based on the nature of the attack/defence instead of the resources available. In our example the thieves must complete stealing the treasure *before* going away, irrespective of the number of thieves. Hence the time for the thieves to flee is $t_{TF} = t_{ST} + t_{GA}$.

6 Experiments

To demonstrate our approach we implement the transformation patterns in UP-PAAL and IMITATOR. With these popular and versatile software tools for quantitative verification, we analyse the following case studies from the literature.

6.1 Case studies

Forestalling a software release (forestall). This example, shown in Fig. 4 and based on a real-world instance [BLP⁺06], models an attack to the intellectual property of a company C , by an unlawful competitor company U aiming at being “first to the market.” Software extraction from C must take place *before* U builds it into its own product. Also, U must deploy to market *before* C , which can only take place after U integrates the stolen software into its product.

⁷ Computation functions for agents coalitions are further discussed in Appendix A.

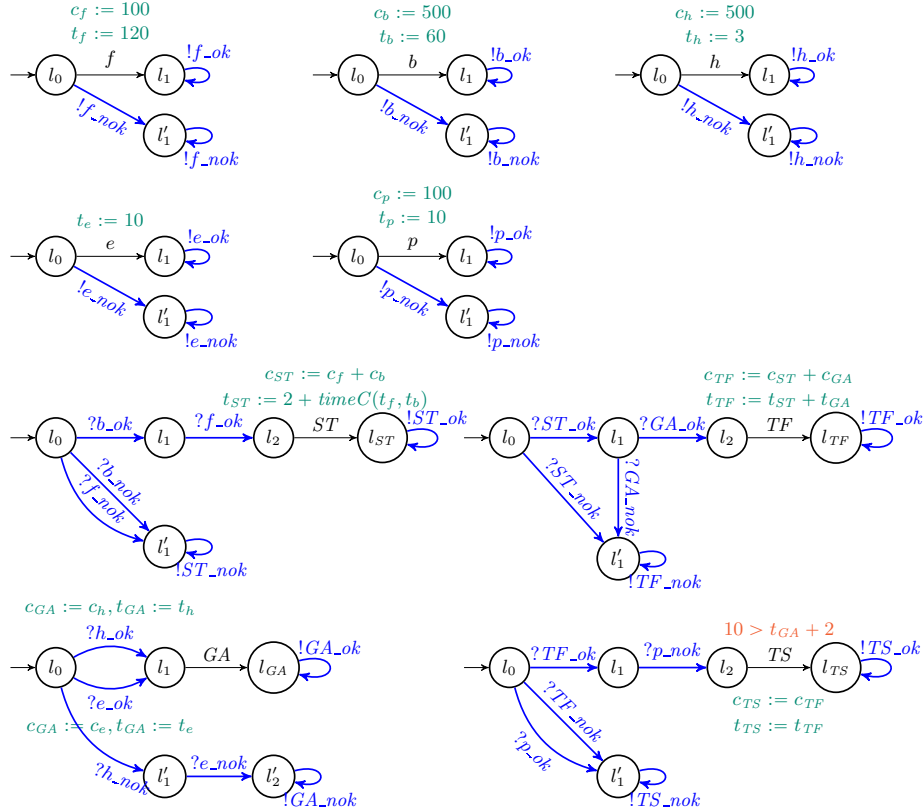


Fig. 3: EAMAS network for the ADT shown in Fig. 2.

Compromise IoT device (iot-dev). This case study describes an attack to an Internet-of-Things (IoT) device either via wireless or wired LAN. Once the attacker gains access to the private network and has acquired the corresponding credentials, it can exploit a software vulnerability in the IoT device to run a malicious script. [KSR⁺18] presents an attack tree for this example as an extension of the one in [SL15]. The ADT of Fig. 5 enriches that with defence nodes.

Obtain admin privileges (gain-admin). To gain administrative privileges on a UNIX system, an attacker needs either physical access to an already logged-in console (entering the computer centre or corrupting an operator) or remote access via privilege escalation (attacking the SysAdmin). This well-known case study [Wei91, Edg07, JW08, KPS14, KRS15] exhibits a mostly branching structure: all gates but one are disjunctions in the original tree from [Wei91]. We enrich this scenario with the SAND from [KRS15], and add reactive defences. The full ADT is presented in Fig. 7 of Appendix B.

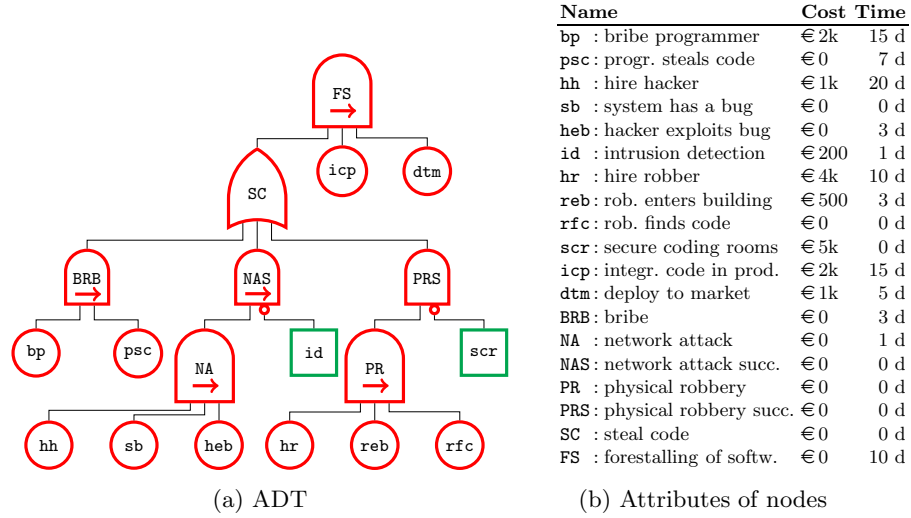


Fig. 4: ADT of the forestall case study

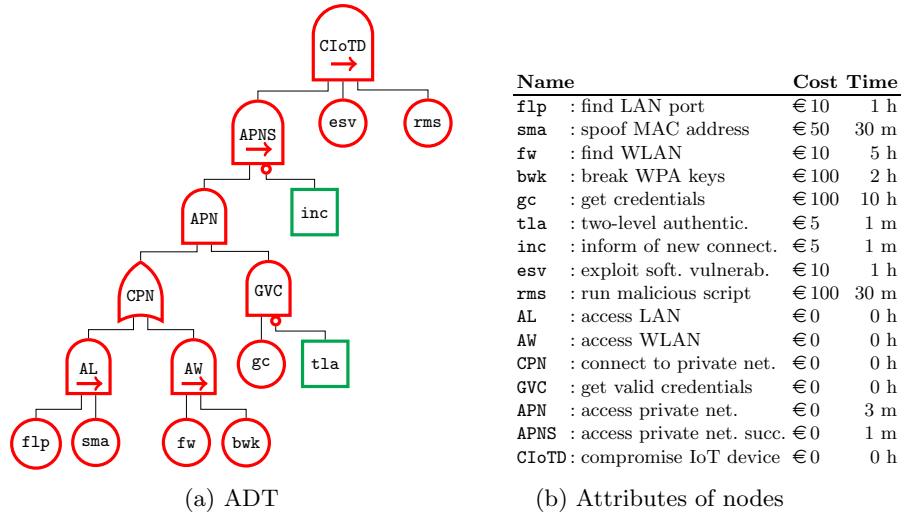


Fig. 5: ADT of the iot-dev case study

6.2 Uppaal

All case studies from Sec. 6.1 were modelled in UPPAAL [BDL04, DLL⁺15], a state-of-the-art tool for validation and verification of real-time systems. Automata templates are declared via its GUI and later instantiated for model verification via PCTL-like queries. This allows a straightforward encoding of the ADT-to-EAMAS translations as UPPAAL templates. Modelling an ADT is achieved by instantiating these templates. Moreover, support for agents distribution can be easily encoded assigning agents to tree nodes in a dedicated array.

We compared the original UPPAAL models from [KRS15, KSR⁺18] (extended with defences as detailed in Sec. 6.1) with our EAMAS translations. Our goal was twofold: on the one hand we verified correctness, checking that reachability queries (“can the attack succeed?”) and quantitative queries (“what is the time of the fastest possible attack?”, “what is the cost incurred?”) coincide between our models and those from [KRS15, KSR⁺18]; on the other hand (for the EAMAS translations) we studied the impact of agent coalitions on these metrics.

UPPAAL modelling in [KRS15, KSR⁺18] uses clock variables to represent time, and clock constraints to encode the duration of attacks and defences. This is the natural approach in a tool designed for the verification of timed systems, yet it has two drawbacks when it comes to the analysis of ADTs:

- UPPAAL uses abstractions and approximations for time regions that rule out decidability in the general case [BDL04]. Thus reachability queries like “can the attack be performed” can at best result in a “this may be true” answer. In contrast, EAMAS transformations are untimed (see Secs. 2 and 4) and verification is exact. The price to pay is a larger state space and approximately 3× longer computation times.
- Unless explicitly encoded case-per-case in the gates, time elapses simultaneously for all clocks. Thus, modelling the dependent execution of nodes requires e.g. using a SAND rather than an AND. This contaminates the structure of the ADT with the distribution of the agents for analysis. EAMAS can keep the ADT structure unmodified while studying agents coalitions.

Case study forestall. The minimum time for a successful attack is 43 days, via the NAND attack gate PRS. Both UPPAAL models of the system (EAMAS and [KRS15]) produced the same correct result. The maximum time for a successful attack is 92 days: this implies a failed network attack (NA) due to the presence of the intrusion detection (id) defence, a failed physical robbery (PR) due to the company’s use of secure coding rooms (scr), and a successful bribery to a programmer (BRB). Notice that the time for NA, PR, and BR *must be added* if we consider the same person is performing all actions, i.e. there is only one attacker. This cannot be enforced in the UPPAAL model from [KRS15] without sequential OR gates, in the absence of which the query for maximum time yields “55 days”. The EAMAS UPPAAL model can produce the correct result (92 days) by specifying that a single agent is performing all attacks; and it also yields “55 days” if independent agents are used for the BRB, NA, and PR attacks. In the case of costs, the cheapest attack is performed via NAS (€4k) whereas the most expensive one (€10500) involves all attacks, with failures of NA and PR due to the id and scr defences. Both models yield the correct values to these queries.

Case study iot-dev. In this case the same subtree is the source of the fastest and cheapest attack, via the access LAN strategy (AL) to connect to the private network (CPN). The minimum cost is €270 and the maximum one is €380, when AW is chosen in addition to AL. The EAMAS and the [KSR⁺18] UPPAAL models yield correct results. For this ADT both the minimum and maximum time depend on the agent coalition. This is because the access private network

subtree (APN) is an AND gate, which can be executed in parallel or not depending on how many attackers are involved. For this reason and given its use of clocks, the [KSR⁺18] model can only produce 694 minutes as the fastest attack, which is correct (and the EAMAS model also computes) when different agents perform the CPN and GVC attacks. When instead the same agent is used for both attacks, the EAMAS models returns the correct 784 minutes minimum time. The only way to achieve this in the [KSR⁺18] model is to modify the tree, replacing the AND for a SAND in APN. Furthermore, the longest attack takes 1204 minutes, which can be computed from the ADT of Fig. 5 by the EAMAS model but not by the [KSR⁺18] model without modifications to the tree structure.

Case study gain-admin. The fastest attack takes 2942 minutes via breaking into the computer centre to access a connected CLI (ACLI through bcc), whereas the slowest takes 23070 minutes via looking over the SA’s shoulder (LSAS). For full parallelism of attacks, these values are computed correctly by both the [KRS15] and the EAMAS models. To study other agent coalitions, [KRS15] suffers from the same limitations as in the other two case studies. Regarding costs, there are two cheapest attacks (€100) via either GAPS or TSA. The most expensive attack (€15820) is the summation of the costs of all attack leaves. Again both values are correctly computed by the two models. The reachability query “is an attack feasible?” is computed for the EAMAS model in a few milliseconds, whereas it takes more than three minutes for the [KRS15] model. This is a consequence of the reduction techniques applied to timed-systems where reachability is non-trivial; in contrast, the full state space exploration in the EAMAS model can quickly reach the goal state starting from the csa or co leaves. As discussed earlier, state space bloating in the EAMAS model impacts quantitative queries.

6.3 Imitator

IMITATOR (www.imitator.fr, [AFKS12]) is a model-checker for Parametric Timed Automata [AHV93]. Models are composed of automata that synchronise on shared transitions (actions); in ADTs this involves message passing between a child and its parent(s), where all combinations must be explicit for DAGs.

We modelled our running example in IMITATOR as the EHS of Fig. 3. Cost and time are constants for the nodes with fixed attributes—see the table in Fig. 2b—and variables for the remaining nodes. We could verify that location l_{TS} is reachable in the model, i.e. *the attack is feasible for the selected attributes values*. This holds even for a single attacker, since GA must be done after ST, and the police is alerted as soon as b and f succeed (but before ST does).

Moreover, we considered the question “To catch the thieves, what is the maximum time the police can take to arrive?” This requires synthesising a value for the time attribute of the p node, which becomes a model *parameter*. IMITATOR computed that the police can take at most 5 minutes to prevent the burglary.

For the three case studies of Sec. 6.1, the min/max costs and times were also found by state space exploration with IMITATOR, confirming the results obtained with UPPAAL. Regarding parameter synthesis, we considered an attack

is successful if its associated defence was slower: (i) for `forestall`, we computed that `id` should take at most 1 day to block `NA`—since `NAS` is a *failed reactive defence*, `id` is triggered as soon as `heb` succeeds, and has to finish faster than the intrinsic time of `NA`; (ii) for `iot-dev`, `inc` is effective iff it takes at most 3 minutes; (iii) finally, for `gain-admin` we proved that whatever the time for `t1a`, an attack is feasible (as `GSAP` is a disjunction), and hence the other defences are required.

7 Conclusion and Future work

In this work we revisited attack-defence trees under a unified syntax, extending the usual constructs with a new sequential counter-operator. Our syntax framed this extension naturally among the other constructs, and in accordance to the chosen semantics and other related work. More importantly, we extended AMAS to model ADTs in an agent-aware formalism—EAMAS—and provided transformation patterns from ADT constructs to agent models. Our ADT–EAMAS transformation preserves the compositional system description, ensuring a succinct state space where reachability queries can be efficiently checked. EAMAS models decorate all ADT nodes with attributes and an operating agent. We exploited this flexibility to analyse (via UPPAAL on three case studies) the impact of different agent coalitions on attack/defence performance metrics such as time and cost. Finally, we analysed the feasibility of specific goals using IMITATOR: we synthesised parameters (i.e. attribute values of ADT nodes) rendering an attack/defence feasible, or we proved them infeasible. Overall, our experimental results show how different agent distributions affect the time of attacks/defence strategies, possibly rendering some infeasible. We expect this will open the gate to richer studies of real-world security scenarios, with multiple distinct agents.

Our next objectives include designing logics to express properties of EAMAS, and adapt the *partial order reduction* (POR) methodology presented in [JPDM18] to reason about the abilities of agents in EAMAS models. Moreover, we will extend this to handling parametric timing information. Finally, we plan to extend our tool that currently transforms ADTs into EAMAS models, to automatically generate IMITATOR and UPPAAL models.

References

- AFKS12. Étienne André, Laurent Fribourg, Ulrich Kühne, and Romain Soulat. IMITATOR 2.5: A tool for analyzing robustness in scheduling problems. In *FM 2012*, volume 7436 of *LNCS*, pages 33–36. Springer, 2012.
- AHV93. Rajeev Alur, Thomas A. Henzinger, and Moshe Y. Vardi. Parametric real-time reasoning. In *ACM Symposium on Theory of Computing, 1993*, pages 592–601. ACM, 1993.
- ALRS19. Étienne André, Didier Lime, Mathias Ramparison, and Mariëlle Stoelinga. Parametric analyses of attack-fault trees. In *Proc. 19th Int. Conf. on Application of Concurrency to System Design (ACSD’16), Aachen, Germany*. IEEE, June 2019. To appear.

- AN15. Zaruhi Aslanyan and Flemming Nielson. Pareto Efficient Solutions of Attack-Defence Trees. In *Principles of Security and Trust*, volume 9036, pages 95–114. Springer Berlin Heidelberg, 2015.
- BDL04. Gerd Behrmann, Alexandre David, and Kim G. Larsen. *A Tutorial on Uppaal*, pages 200–236. Springer, 2004.
- BLP⁺06. Ahto Buldas, Peeter Laud, Jaan Priisalu, Märt Saarepera, and Jan Willemson. Rational Choice of Security Measures Via Multi-parameter Attack Trees. In *Critical Information Infrastructures Security*, pages 235–248. Springer, 2006.
- ÇY07. Seyit Ahmet Çamtepe and Bülent Yener. Modeling and detection of complex attacks. In *SecureComm*, pages 234–243, 2007.
- DLL⁺15. Alexandre David, Kim G. Larsen, Axel Legay, Marius Mikučionis, and Danny Bøgsted Poulsen. Uppaal SMC tutorial. *International Journal on Software Tools for Technology Transfer*, 17(4):397–415, 2015.
- Edg07. K.S. Edge. *A Framework for Analyzing and Mitigating the Vulnerabilities of Complex Systems via Attack and Protection Trees*. PhD thesis, 2007.
- FHMV95. R. Fagin, J. Y. Halpern, Y. Moses, and M. Y. Vardi. *Reasoning about Knowledge*. MIT Press, 1995.
- HKKS16. Holger Hermanns, Julia Krämer, Jan Krčál, and Mariëlle Stoelinga. The Value of Attack-Defence Diagrams. In *POST 2016*, volume 9635 of *LNCS*, pages 163–185. Springer, 2016.
- JKM⁺15. Ravi Jhawar, Barbara Kordy, Sjouke Mauw, Saša Radomirović, and Rolando Trujillo-Rasua. Attack trees with sequential conjunction. In *ICT Systems Security and Privacy Protection*, pages 339–353. Springer, 2015.
- JPDM18. Wojciech Jamroga, Wojciech Penczek, Piotr Dembinski, and Antoni W. Mazurkiewicz. Towards partial order reductions for strategic ability. In *AAMAS 2018*, pages 156–165. ACM, 2018.
- JW08. Aivo Jürgenson and Jan Willemson. Computing Exact Outcomes of Multi-parameter Attack Trees. In *OTM 2008*, pages 1036–1051. Springer, 2008.
- KMRS11. Barbara Kordy, Sjouke Mauw, Saša Radomirović, and Patric Schweitzer. Foundations of attack-defense trees. In *FAST 2010*, volume 6561 of *LNCS*, pages 80–95. Springer, 2011.
- KPS14. Barbara Kordy, Ludovic Piètre-Cambacédès, and Patrick Schweitzer. DAG-based attack and defense modeling: Don’t miss the forest for the attack trees. *Computer Science Review*, 13-14:1–38, 2014.
- KRS15. Rajseh Kumar, Enno Ruijters, and Mariëlle Stoelinga. Quantitative attack tree analysis via priced timed automata. In *FORMATS 2015*, volume 9268 of *LNCS*, pages 156–171. Springer, 2015.
- KSR⁺18. Rajesh Kumar, Stefano Schivo, Enno Ruijters, Buğra Mehmet Yildiz, David Huistra, Jacco Brandt, Arend Rensink, and Mariëlle Stoelinga. Effective analysis of attack trees: A model-driven approach. In *Fundamental Approaches to Software Engineering*, pages 56–73. Springer, 2018.
- LPQ10. Alessio Lomuscio, Wojciech Penczek, and Hongyang Qu. Partial order reductions for model checking temporal epistemic logics over interleaved multi-agent systems. In *AAMAS 2010*, volume 1-3, pages 659–666. IFAA-MAS, 2010.
- MO06. Sjouke Mauw and Martijn Oostdijk. Foundations of Attack Trees. In *ICISC 2005*, pages 186–198. Springer, 2006.
- SL15. Max Steiner and Peter Liggesmeyer. Qualitative and quantitative analysis of CFTs taking security causes into account. In *Computer Safety, Reliability, and Security*, pages 109–120. Springer, 2015.

- SSSW98. C. Salter, O.S. Saydjari, B. Schneier, and J. Wallner. Toward a secure system engineering methodology. In *NSPW'98*, pages 2–10. ACM, 1998.
- Wei91. J. D. Weiss. A system security engineering process. In *Proceedings of the 14th National Computer Security Conference*, pages 572–581, 1991.

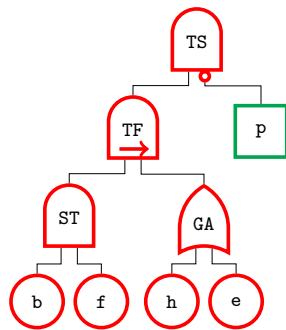
A Computation functions for EAMAS agents

To model and study the impact of different strategies and agent coalitions on ADTs, computation functions for node attributes are a versatile solution. In our running example, the computation function for the time of the attack gate $ST = \text{AND}(b, f)$ can be generically expressed with functions f and g :

$$f(\text{init_time}(ST), g(\text{init_time}(b), \text{init_time}(f)))$$

- ▶ $f = +$ necessarily, because the operations involved in stealing the treasure depend logically on the completion of both children nodes, and
- ▶ g depends on the agent coalition: if two or more thieves cooperate then $g = \max$; but if there is a single attacker then $g = +$.

Fig. 6: Running example: the treasure hunters



(a) ADT

Name	Cost	Time
TS (treasure stolen)		
p (police)	100 €	10 min
TF (thieves fleeing)		
ST (steal treasure)		2 min
b (bribe gatekeeper)	500 €	1 h
f (force arm. door)	100 €	2 h
GA (go away)		
h (helicopter)	500 €	3 min
e (emergency exit)		10 min

Condition for TS:

$$\text{init_time}(p) > \text{time}(ST) + \text{time}(GA)$$

(b) Attributes of nodes

In the general case, the children of a gate will be subtrees L and R rather than leaves, which allows more complex computations of potential parallelism between the agents in L and R . One could for instance encode a simple worst-case scenario: take an AND gate involving agents A , and let $A_L \subseteq A$ (resp. $A_R \subseteq A$) be all agents from subtree L (resp. R). Then make the time of the gate be either

- ▶ *the sum* of the times taken to complete L and R if $A_L \cap A_R \neq \emptyset$, because then some agents are present in both children of the AND, or
- ▶ *the maximum* between these times otherwise, because then L and R are fully independent.

Furthermore, the sharing of children nodes by different gates in DAG ADTs can also be captured in any desired way, by a careful choice of the computation functions for each attribute. Take for instance the tree

$$\text{AND}(\text{SAND}_1(\mathbf{a}_1, \mathbf{a}_2), \text{SAND}_2(\mathbf{a}_2, \mathbf{a}_3)) \quad (1)$$

where $\mathbf{a}_1, \mathbf{a}_2, \mathbf{a}_3$ are attack leaves and $\text{SAND}_1, \text{SAND}_2$ are standard SAND gates. Due to the sequential operation of these gates, the computation function for the time attribute of SAND_1 must be $\text{time}(\text{SAND}_1) = \text{init_time}(\text{SAND}_1) + \text{init_time}(\mathbf{a}_1) + \text{init_time}(\mathbf{a}_2)$, and analogously for SAND_2 . However, the time of the full AND attack is

$$\text{time}(\text{AND}) = \sum_{i=1}^3 \text{init_time}(\mathbf{a}_i) + \sum_{j=1}^2 \text{init_time}(\text{SAND}_j). \quad (2)$$

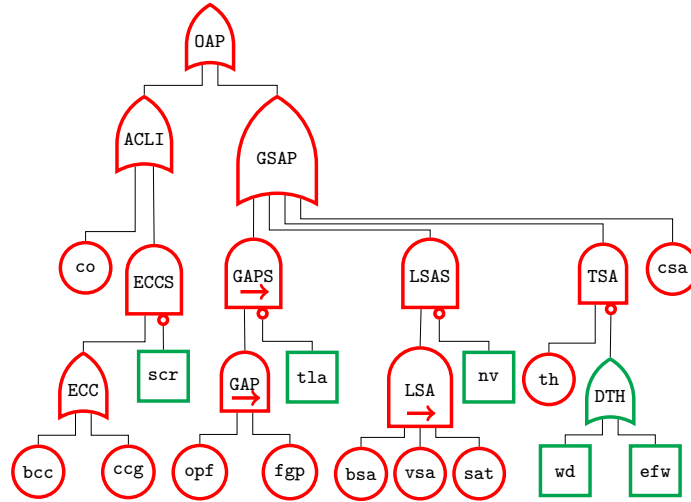
In particular, even for a single agent, $\text{init_time}(\mathbf{a}_2)$ must be counted only once: when SAND_1 finishes, it means that \mathbf{a}_2 has already been completed for SAND_2 too.

To encode this compositionally via computation functions, one must operate at the level of the parent(s) that close the DAG loop, e.g. the AND in equation (1). This is because only at those nodes the sharing of children (*i*) can be realised, and (*ii*) it may have an impact in computations: $\text{time}(\text{SAND}_1)$ considered individually is not influenced by operations in SAND_2 .

Let us finally analyse time computations for a coalition of two agents, i.e. two attackers cooperate. In this case, SAND_1 and SAND_2 can *neither* operate in parallel, because \mathbf{a}_2 is *the same attack* for both gates. The root cause of this restriction is that the tree in equation (1) is isomorphic to $\text{SAND}(\mathbf{a}_1, \mathbf{a}_2, \mathbf{a}_3)$, so equation (2) is the only correct way to compute $\text{time}(\text{AND})$, regardless of agent coalitions. Again, computation functions can encode this by operating at the level of the AND gate, where the shared children in the DAG re-join.

B Case study: gain-admin

Fig. 7: ADT of the gain-admin case study



(a) ADT

Name	Cost	Time
co : corrupt operator	€4k	4 d
bcc : break-in comp. centre	€6k	2 d
ccg : c.c. guest unwatched	€100	5 d
scr : secure coding rooms	€5k	0 d
opf : obtain password file	€100	3 d
fgp : find guessable pass.	€0	1 d
tla : two-level authentic.	€5	1 m
bsa : befriend Sys. Admin.	€500	14 d
vsa : visit SA at work	€20	2 d
sat : spy SA terminal	€0	30 m
nv : no-visits policy	€0	0 d
th : trojan horse SA	€100	3 d
wd : watchdog sys. daemon	€2k	5 m
efw : E-Mail firewall	€3k	0 m
csa : corrupt Sys. Admin.	€5k	5 d
ECC : enter computer centre	€0	0 d
ECCS : enter c.c. successful	€0	1 h
GAP : get admin password	€0	10 m
GAPS : GAP successful	€0	2 m
LSA : look over SA shoulder	€0	0 m
LSAS : LSA successful	€0	0 m
DTH : defence against trojans	€0	0 m
TSA : trojan horse for SA	€0	0 m
ACLI : access c.c. CLI	€0	2 m
GSAP : get SA password	€0	0 m
OAP : obtain admin privileges	€0	0 m

(b) Attributes of nodes