

The Fifth International Students' Olympiad in Cryptography — NSUCRYPTO: problems and their solutions*

A. Gorodilova^{1,2}, S. Agievich³, C. Carlet⁴, X. Hou⁵, V. Idrisova^{1,2},
N. Kolomeec^{1,2}, A. Kutsenko¹, L. Mariot⁶, A. Oblaukhov^{1,2}, S. Picek⁷,
B. Preneel⁸, R. Rosie⁹, N. Tokareva^{1,2,10}

¹Novosibirsk State University, Novosibirsk, Russia

²Sobolev Institute of Mathematics, Novosibirsk, Russia

³Belarusian State University, Minsk, Belarus

⁴University of Paris 8, Paris, France

⁵University of South Florida, Tampa, FL 33620, United States of America

⁶ DISCo, Università degli Studi di Milano-Bicocca, Viale Sarca 336/14, 20126 Milano, Italy

⁷Cyber Security Research Group, Delft University of Technology, Mekelweg 2, Delft, The Netherlands

⁸ESAT-COSIC, KU Leuven, Leuven, Belgium

⁹ University of Luxembourg, Luxembourg, Luxembourg

¹⁰ JetBrains Research, Novosibirsk, Russia

E-mail: nsucrypto@nsu.ru

Abstract. Problems and their solutions of the Fifth International Students' Olympiad in cryptography NSUCRYPTO'2018 are presented. We consider problems related to attacks on ciphers and hash functions, Boolean functions, quantum circuits, Enigma, etc. We discuss several open problems on orthogonal arrays, Sylvester matrices and disjunct matrices. The problem of existing an invertible Sylvester matrix whose inverse is again a Sylvester matrix was completely solved during the Olympiad.

Keywords. cryptography, ciphers, hash functions, Enigma, quantum circuits, metrically regular sets, irreducible polynomials, orthogonal arrays, Sylvester matrices, disjunct matrices, Olympiad, NSUCRYPTO.

*The paper was supported by the Russian Ministry of Science and Education (the 5-100 Excellence Programme and the Project no.1.13559.2019/13.1), by the Russian Foundation for Basic Research (projects no.18-07-01394, 18-31-00479, 18-31-00374), by the program of fundamental scientific researches of the SB RAS no.I.5.1, project no.0314-2019-0017.

Introduction

NSUCRYPTO — The International Students’ Olympiad in cryptography — celebrated its 5-year anniversary in 2018. Interest in the Olympiad around the world is significant: there were more than 1600 participants from 52 countries in the first five Olympiads from 2014 to 2018! The Olympiad program committee includes specialists from Belgium, France, The Netherlands, USA, Norway, India, Belarus’, and Russia.

Let us shortly formulate the format of the Olympiad. One of the Olympiad main ideas is that everyone can participate! Each participant chooses his/her category when registering on the Olympiad website nsucrypto.nsu.ru. There are three categories: “school students” (for junior researchers: pupils and high school students), “university students” (for participants who are currently studying at universities) and “professionals” (for participants who have already completed education or just want to be in the restriction-free category). Awarding of the winners is held in each category separately.

The Olympiad consists of two independent Internet rounds: the first one is individual (duration 4 hours 30 minutes) while the second round is team (duration 1 week). The first round is divided into two sections: A — for “school students”, B — for “university students” and “professionals”. The second round is general for all participants. Participants read the Olympiad problems and submit their solutions using the Olympiad website. The language of the Olympiad is English.

The Olympiad participants are always interested in solving different problems of various complexities at the intersection of mathematics and cryptography. They show their knowledge, creativity and professionalism. That is why the Olympiad not only includes interesting tasks with known solutions but also offers unsolved problems in this area. This year, one of such open problems, “Sylvester matrices”, was completely solved by three teams! All the open problems stated during the Olympiad history can be found at nsucrypto.nsu.ru/unsolved-problems. On the website we also mark the current status of each problem. For example, in addition to “Sylvester matrices” solved in 2018, the problem “Algebraic immunity” was completely solved during the Olympiad in 2016. And what is important for us, some participants were trying to find solutions after the Olympiad was over. For example, a partial solution for the problem “A secret sharing” (2014) was proposed in [7]. We invite everybody who has ideas on how to solve the problems to send your solutions to us!

The paper is organized as follows. We start with problem structure of the Olympiad in section 1. Then we present formulations of all the problems stated during the Olympiad and give their detailed solutions in section 2. Finally, we publish the lists of NSUCRYPTO’2018 winners in section 3.

Mathematical problems of the previous International Olympiads NSUCRYPTO’2014, NSUCRYPTO’2015, NSUCRYPTO’2016, and NSUCRYPTO’2017 can be found in [2], [1], [11], and [8] respectively.

1 Problem structure of the Olympiad

There were 16 problems stated during the Olympiad, some of them were included in both rounds (Tables 1, 2). Section A of the first round consisted of six problems, whereas the section B contained seven problems. Three problems were common for both sections. The second round was composed of eleven problems. Three problems of the second round were marked as unsolved (awarded special prizes from the Program Committee).

Table 1: Problems of the first round

N	Problem title	Maximum scores
1	A digital signature	4
2	Jack and the Beanstalk	4
3	Key matrices	4
4	A sequence	4
5	Solutions of the equation	4
6	Stickers	6

Section A

N	Problem title	Maximum scores
1	Stickers	6
2	Key matrices	4
3	A sequence	4
4	Quantum circuits	4
5	Bash-S3	8
6	Metrical cryptosystem — 2	6
7	A fixed element	10

Section B

Table 2: Problems of the second round

N	Problem title	Maximum scores
1	A digital signature	4
2	Orthogonal arrays	Unsolved
3	Hash function FNV-1a	8
4	TwinPeaks2	6
5	An Enigmatic Challenge	8
6	Sylvester matrices	Unsolved
7	Stickers	6
8	Bash-S3	8
9	Metrical cryptosystem — 2	6
10	A fixed element	10
11	Disjunct Matrices	Unsolved

2 Problems and their solutions

In this section we formulate all the problems of NSUCRYPTO’2018 and present their detailed solutions paying attention to solutions proposed by the participants.

2.1 Problem “A digital signature”

2.1.1 Formulation

Alice uses a new digital signature algorithm, that turns a text message M into a pair (M, s) , where s is an integer and generated in the following way:

1. The special function h transforms M into a big positive integer $r = h(M)$.
2. The number $t = r^2$ is calculated, where $t = \overline{t_1 t_2 \dots t_n}$.
3. The signature s is calculated as $s = t_1 + t_2 + \dots + t_n$.

Bob obtained the signed message

(Congratulations on the fifth year anniversary of NSUCRYPTO!, 2018)

from Alice and immediately recognized that something was wrong with the signature! How did he discover it?

Remarks. By $t = \overline{t_1 t_2 \dots t_n}$ we mean that t_1, t_2, \dots, t_n are decimal digits and all digits under the bar form decimal number t .

2.1.2 Solution

It is widely known that every integer is congruent to the sum of its digits modulo 3. So, we have that $t \equiv_3 2018 \equiv_3 2$. But t is equal to r^2 and a square can not be equal to 2 modulo 3. Thus, we have a contradiction.

We got a lot correct solutions. The most accurate and detailed solutions were sent by Ruxandra Icleanu (Tudor Vianu National College of Computer Science, Romania), Petr Ionov (Yaroslavl State University, Russia), and the team of Henning Seidler and Katja Stumpp (TU Berlin, Germany).

2.2 Problem “Jack and the Beanstalk”

2.2.1 Formulation

Little Jack is only seven years old and likes solving riddles involving the powers of two. Recently, his uncle Bitoshi gave him 16 BeanCoin seeds and promised that Jack can collect all BeanCoins which will grow from these seeds. But in order for BeanCoins to grow big and fruitful, Jack must plant the seeds in the garden in a special way. He has to draw eight lines on the ground and plant all 16 seeds on these lines in such a way that each of the lines contains exactly four seeds.

Can you help Jack to achieve his goal and suggest how to plant the seeds?

2.2.2 Solution

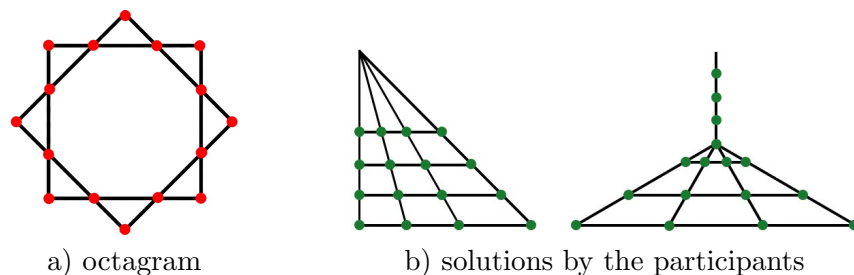


Figure 1: Lines and seeds

The seeds can be placed on the corners and intersection points of an **octagram**, as depicted in Figure 1 (a). As is clear from this figure, all eight lines contain exactly four seeds and it is impossible to draw another line containing exactly four seeds.

Many school students found interesting ways to draw these lines, for example Figure 1 (b). The most interesting ones were given by Gorazd Dimitrov (Yahya Kemal College, Macedonia), Artem Ismagilov (The Specialized Educational and Scientific Center UrFU, Russia), and Igor Pastushenko (The Specialized Educational Scientific Center of Novosibirsk State University, Russia).

2.3 Problem “Key matrices”

2.3.1 Formulation

Let n be an **odd** positive integer. In some cipher, a key is a binary $n \times n$ matrix

$$A = \begin{pmatrix} a_{1,1} & a_{1,2} & \dots & a_{1,n} \\ a_{2,1} & a_{2,2} & \dots & a_{2,n} \\ \vdots & \vdots & \ddots & \vdots \\ a_{n,1} & a_{n,2} & \dots & a_{n,n} \end{pmatrix},$$

where $a_{i,j}$ is either 0 or 1, such that each diagonal of any length $1, 2, \dots, n-1, n$ contains an **odd** number of 1s.

What is the minimal and the maximal number of 1s that can be placed in a key matrix A ?

Remarks. For example, for $n = 3$, diagonals are the following ten lines:

$$A = \begin{pmatrix} \cancel{a_{1,1}} & \cancel{a_{1,2}} & \cancel{a_{1,3}} \\ \cancel{a_{2,1}} & a_{2,2} & \cancel{a_{2,3}} \\ \cancel{a_{3,1}} & \cancel{a_{3,2}} & \cancel{a_{3,3}} \end{pmatrix}$$

2.3.2 Solution

The correct solution of this problem must consist of two steps. The first step is to find theoretical lower and upper bounds for the number of 1s, and the second step is to prove that these bounds are tight. The best solution was proposed by Aleksei Udovenko (University of Luxembourg), we provide it below.

1. Minimum. Consider the $n \times n$ matrix A (n is odd) with both the top row filled with 1s, the bottom row filled with 1s and the central cell equal to 1; all other elements are 0:

$$\begin{cases} a_{1,i} = 1, & 1 \leq i \leq n; \\ a_{n,i} = 1, & 1 \leq i \leq n; \\ a_{(n+1)/2, (n+1)/2} = 1; \\ a_{i,j} = 0, & \text{otherwise.} \end{cases}$$

Any diagonal of length less than $n-1$ includes exactly a single 1 (either from the top row or from the bottom row). The two diagonals of length n include three 1s (one from the top row, one from the bottom row and one from the center). Therefore, this matrix satisfies the condition. It has $2n+1$ 1s.

We now prove that this number of 1s is minimal. Note that each corner cell $a_{1,1}, a_{1,n}, a_{n,1}, a_{n,n}$ makes a single element diagonal. Therefore, these cells must contain 1s. There are $2(n-2)$ diagonals going in the down-right direction and not touching the corners (starting from the cells of the leftmost column and from the cells for the topmost row). Furthermore, the main diagonal without the corner cells must have odd number of 1s too. Therefore, $2n-3$ disjoint diagonals must contain at least one 1, in addition to 4 corner 1s. Therefore, there should be at least $2(n-2) + 1 + 4 = 2n+1$ 1s in the matrix.

2. Maximum. Consider the $n \times n$ matrix A (n is odd) filled with 1s except cells in the leftmost and the rightmost columns which have an even row index:

$$\begin{cases} a_{2i,1} = 0, & 1 \leq i \leq (n-1)/2; \\ a_{2i,n} = 0, & 1 \leq i \leq (n-1)/2; \\ a_{i,j} = 1, & \text{otherwise.} \end{cases}$$

It is easy to check that all diagonals that contain an even number of elements contain a single zero either from the leftmost or from the rightmost column. Therefore, these diagonals have an odd number of 1s. Also, all diagonals that contain an odd number of elements contain no zeroes and thus have an odd number of 1s too. Therefore, this matrix satisfies the condition. It has $n^2 - 2(n-1)/2 = n^2 - n + 1$ 1s.

We now prove that this number is maximal. Consider diagonals going in the down-right direction that have an even number of elements. There are $2(n-1)/2 = (n-1)$ such diagonals and they are

disjoint. Each of them must contain at least a single zero. Therefore, the maximum number of 1s is $n^2 - n + 1$.

2.4 Problem “A sequence”

2.4.1 Formulation

Two friends, Roman and Anton, are very interested in sequences and ciphers. Their new cryptosystem encrypts binary messages of length n , $X = (x_1, x_2, \dots, x_n)$, where each x_i is either 0 or 1. A key K of the cipher is a set of n integers a_1, a_2, \dots, a_n . The ciphertext Y for the message X encrypted with the key K is the integer

$$Y = x_1 \cdot a_1 + x_2 \cdot a_2 + \dots + x_n \cdot a_n.$$

Roman and Anton change their key regularly. Today, the key K is defined by

$$a_i = 2^i + (-1)^i \text{ for all } i = 1, \dots, n.$$

The friends can easily decipher any message using the key defined by this sequence for any n !

1. Prove that the encryption is correct for this key K for any n : there are no two distinct input messages X^1 and X^2 such that their ciphertexts Y^1 and Y^2 are equal, i. e. $Y^1 = Y^2$.
2. Describe an algorithm which can be used to easily decipher any ciphertext Y encrypted with today's key K . Here “easily” means that the algorithm should work much faster than checking all possible variants for an input message X .

2.4.2 Solution

Let us firstly show that the sequence $\{a_i\}$ is *superincreasing*, i. e. $a_{i+1} > \sum_{k=1}^i a_k$ for any $i > 0$. Indeed,

$$\sum_{k=1}^i a_k = \sum_{k=1}^i (2^k + (-1)^k) = 2^{i+1} - 2 + \sum_{k=1}^i (-1)^k = \begin{cases} 2^{i+1} - 2, & \text{if } i \text{ is even} \\ 2^{i+1} - 3, & \text{if } i \text{ is odd} \end{cases} < 2^{i+1} + (-1)^i = a_{i+1}.$$

1. Let us show that the encryption is correct. Let $X^1 = (x_1^1, \dots, x_n^1)$ and $X^2 = (x_1^2, \dots, x_n^2)$ be two distinct messages, and i is the largest position such that $x_i^1 \neq x_i^2$. Without loss of generality, suppose that $x_i^1 = 1$. Then

$$\begin{aligned} Y^1 - Y^2 &= (x_1^1 \cdot a_1 + \dots + x_i^1 \cdot a_i + \dots + x_n^1 \cdot a_n) - (x_1^2 \cdot a_1 + \dots + x_i^2 \cdot a_i + \dots + x_n^2 \cdot a_n) \\ &= (x_1^1 - x_1^2) \cdot a_1 + \dots + (x_{i-1}^1 - x_{i-1}^2) \cdot a_{i-1} + a_i > 0 \end{aligned}$$

since $\{a_i\}$ is a superincreasing sequence.

2. The correctness of the decryption algorithm (Algorithm 1) is also based on the superincreasing property of $\{a_i\}$. The complexity of the algorithm consists of n integer comparisons.

The problem was solved by the majority of participants including eight school students.

Algorithm 1 The decryption algorithm

Input: Y, n .**Output:** $X = (x_1, \dots, x_n)$.Step 0. $T := Y, i := n$.Step 1. If $T > a_i$, then $x_i = 1$; else $x_i = 0$.Step 2. $T := T - x_i \cdot a_i, i := i - 1$. If $i > 0$, go to step 1; else return X .

2.5 Problem “Solutions of the equation”

2.5.1 Formulation

Alice is studying special functions that are used in symmetric ciphers. Let E^n be the set of all binary vectors $x = (x_1, x_2, \dots, x_n)$ of length n , where x_i is either 0 or 1. Given two vectors x and y from E^n consider their sum $x \oplus y = (x_1 \oplus y_1, \dots, x_n \oplus y_n)$, where \oplus is addition modulo 2.

Example. If $n = 3$, then $E^3 = \{(000), (001), (010), (011), (100), (101), (110), (111)\}$. Let $x = (010)$ and $y = (011)$, then vector $x \oplus y$ is equal to $(010) \oplus (011) = (0 \oplus 0, 1 \oplus 1, 0 \oplus 1) = (001)$.

We will say that a function F maps E^n to E^n if it transforms any vector x from E^n into some vector $F(x)$ from E^n .

Example. Let $n = 2$. For instance, we can define F that maps E^2 to E^2 as follows: $F(00) = (00)$, $F(01) = (10)$, $F(10) = (11)$ and $F(11) = (10)$.

Alice found a function S that maps E^6 to E^6 in such a way that the vectors $S(x)$ and $S(y)$ are not equal for any nonequal vectors x and y . Also, S has another curious property: the equation

$$S(x) \oplus S(x \oplus a) = b$$

has either 0 or 2 solutions for any nonzero vector a from E^6 and any vector b from E^6 .

Find the number of pairs (a, b) such that this equation has exactly 2 solutions!

2.5.2 Solution

Consider a function S that satisfies the conditions of the problem. Let us fix an arbitrary vector a that is nonzero. Consider the set B_a of all possible values of $S(x) \oplus S(x \oplus a)$, i.e. $B_a = \{S(x) \oplus S(x \oplus a) \mid x \in E^6\}$. It holds that $|B_a| = 2^5$, since $S(x) \oplus S(x \oplus a) = S(x \oplus a) \oplus S(x \oplus a \oplus a)$. Then for every nonzero a there exist 2^5 values of b , such that $S(x) \oplus S(x \oplus a) = b$ has 2 solutions. Then the number of pairs is equal to $63 * 32 = 2016$.

Correct answers were sent by only three school students: Alexey Lvov (Gymnasium 6 of Novosibirsk, Russia), Borislav Kirilov (The First Private Mathematical Gymnasium of Sofia, Bulgaria), and Razvan Andrei Draghici (National College Fratii Buzesti, Romania).

2.6 Problem “Quantum circuits”

2.6.1 Formulation

Alice and Bob are interested in quantum circuits. They studied quantum operations and would like to use them for their simple cipher. Let an input plaintext be $P = (p_1, p_2, \dots, p_{16}) \in \mathbb{F}_2^{16}$. The ciphertext $C \in \mathbb{F}_2^{16}$ is calculated as

$$C = K \oplus (F(p_1, \dots, p_4), F(p_5, \dots, p_8), F(p_9, \dots, p_{12}), F(p_{13}, \dots, p_{16})),$$

where $K \in \mathbb{F}_2^{16}$ is a secret key and F is a function from \mathbb{F}_2^4 to \mathbb{F}_2^4 ; \oplus is bitwise XOR.

Pauli-X gate	$ x\rangle \text{ --- } \boxed{X} \text{ --- } x \oplus 1\rangle$	acts on a single qubit in the state $ x\rangle$, $x \in \{0, 1\}$.
controlled-NOT gate (CNOT gate)	$ \begin{array}{c} x\rangle \text{ --- } \bullet \text{ --- } x\rangle \\ y\rangle \text{ --- } \oplus \text{ --- } y \oplus x\rangle \end{array} $	acts on two qubits in the states $ x\rangle, y\rangle$, $x, y \in \{0, 1\}$; it flips the second qubit if and only if the first qubit is in the state $ 1\rangle$.
Toffoli gate (CCNOT gate)	$ \begin{array}{c} x\rangle \text{ --- } \bullet \text{ --- } x\rangle \\ y\rangle \text{ --- } \bullet \text{ --- } y\rangle \\ z\rangle \text{ --- } \oplus \text{ --- } z \oplus (x \wedge y)\rangle \end{array} $	acts on three qubits in the states $ x\rangle, y\rangle, z\rangle$, $x, y, z \in \{0, 1\}$; it flips the third qubit if and only if the states of the first and the second qubits are both equal to $ 1\rangle$.
$ x\rangle \text{ --- } \boxed{\text{meter}} \text{ --- } x$	a measurement of a qubit in the state $ x\rangle$, $x \in \{0, 1\}$, in the computational basis $\{ 0\rangle, 1\rangle\}$.	
---	a wire carrying a single qubit (time goes left to right).	
=	a wire carrying a single classical bit.	

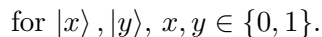
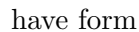
The quantum circuit consists of four horizontal lines representing qubits $|x_1\rangle$, $|x_2\rangle$, $|x_3\rangle$, and $|x_4\rangle$. The operations are as follows:

- Qubit $|x_1\rangle$:** Starts with a Hadamard gate (\oplus). It has control dots for CNOT gates targeting $|x_2\rangle$ at steps 2, 3, and 7. It has target circles for CNOT gates from $|x_2\rangle$ at steps 1 and 8. It includes an X gate at step 4.
- Qubit $|x_2\rangle$:** Has a control dot for a CNOT gate targeting $|x_3\rangle$ at step 2. It has a target circle for a CNOT gate from $|x_1\rangle$ at step 1. It includes an X gate at step 3.
- Qubit $|x_3\rangle$:** Has a control dot for a CNOT gate targeting $|x_4\rangle$ at step 2. It has target circles for CNOT gates from $|x_1\rangle$ at steps 3 and 7, and from $|x_2\rangle$ at step 2. It includes an X gate at step 9.
- Qubit $|x_4\rangle$:** Includes an X gate at step 1. It has target circles for CNOT gates from $|x_1\rangle$ at steps 4 and 8, and from $|x_3\rangle$ at step 2. It includes an X gate at step 8.

All four qubits end with measurement symbols (meters) leading to classical outputs $f_1(x)$, $f_2(x)$, $f_3(x)$, and $f_4(x)$.

2.6.2 Solution

7


$$\begin{aligned} f_1(x) &= x_1 \oplus x_2 x_3, \\ f_2(x) &= x_2 \oplus x_1 x_4 \oplus x_2 x_3 x_4 \oplus 1, \\ f_3(x) &= x_3 \oplus x_4 \oplus x_1 x_2 \oplus x_1 x_3, \\ f_4(x) &= x_4 \oplus 1, \end{aligned}$$
$$\begin{aligned} K_{1,\dots,4} &= C_{1,\dots,4} \oplus F(p_1, \dots, p_4) = C_{1,\dots,4} \oplus (0100) = (1101), \\ K_{5,\dots,8} &= C_{5,\dots,8} \oplus F(p_5, \dots, p_8) = C_{5,\dots,8} \oplus (0010) = (1000), \\ K_{9,\dots,12} &= C_{9,\dots,12} \oplus F(p_9, \dots, p_{12}) = C_{9,\dots,12} \oplus (0000) = (1001), \\ K_{13,\dots,16} &= C_{13,\dots,16} \oplus F(p_{13}, \dots, p_{16}) = C_{13,\dots,16} \oplus (0111) = (0101), \end{aligned}$$
$$K = (1101100010010101).$$

2.7 Problem “Stickers”

Bob always takes into account all the recommendations of security experts. He switched from short passwords to long passphrases and changes them every month. Bob usually chooses passphrases from the books he is reading. Passphrases are so lengthy and are changed so often! In order to not forget them, Bob decided to use stickers with hints. He places them on his monitors (ooh, experts...). The only hope is that Bob's hint system is reliable because it uses encryption. But is that true? Could you recover Bob's current passphrase from the photo of his workspace (Figure 2)?

Looking at the picture we see three stickers. One of them is “A Discourse of Fire and Salt” that represents a title of a book written by Blaise de Vigenère. This is the first hint that probably the Viginère cipher was used. Then we have a sticker with the ciphertext `AJKTUWLWLZYABQYRSL` that




Figure 2: Workspace

consists of 19 letters. And finally, we see the sticker with five directed polygonal paths containing a total of 19 vertices. These 19 vertices could correspond to the 19 ciphertext letters.

There is a keyboard at the picture. So, we can guess that these arrows could be related to the letters from the keyboard. Let us look at the first two keyboard rows (Figure 3). We can recover the secret key **ESWAQRDFTGYHIJUKOLP**. By deciphering the ciphertext using this key and the Vigenère cipher, we get **WROTEFIRSTATTHEHEAD**. Thus, Bob's current passphrase is "Wrote first at the head".




Figure 3: Keyboard rows

Surprisingly, nobody solved this problem in the first round, while five teams solved it in the second round.

2.8 Problem “Bash-S3”

2.8.1 Formulation

The sponge function **Bash-f** [3] uses the permutation $S3$ that transforms a triple of 64-bit binary words a, b, c in the following way:

$$S3(a, b, c) = (b \vee \neg c \oplus a, a \vee c \oplus b, a \wedge b \oplus c).$$

Here $\neg, \wedge, \vee, \oplus$ denote the binary bitwise operations “NOT”, “AND”, “OR”, “XOR” respectively. The operations are listed in descending order of priority. Let w^k also denote the cyclic shift of a 64-bit word w to the left by $k \in \{1, 2, \dots, 63\}$ positions.

Alice wants to strengthen $S3$. She can do this by XORing any input a, b, c or its cyclic shift to any output. She must use at least one cyclic shift and she cannot add two identical terms to the same output.

Help Alice change $S3$ in such a way that a modified $S3$ will still be a permutation!

Remarks.

1. For example, in the expression $b \vee \neg c \oplus a$, we firstly calculate $\neg c$, then calculate $b \vee \neg c$, and after that the final result (according to descending order of operations priority).

2. The modification

$$(b \vee \neg c \oplus a \oplus a^{11}, a \vee c \oplus a^7 \oplus c, a \wedge b \oplus b^{32})$$

is allowed but it does not satisfy the permutation condition.

3. $S3$ has three outputs: $b \vee \neg c \oplus a$, $a \vee c \oplus b$, $a \wedge b \oplus c$. Alice can add as many inputs and cyclic shifts of inputs as she wants to each of these outputs. In the remark 2 she add a^{11} to the first output, $b \oplus a^7 \oplus c$ to the second output, and $c \oplus b^{32}$ to the third output. Note that the fact that $S3$ is a permutation (as a function $\{0, 1\}^{64 \times 3} \rightarrow \{0, 1\}^{64 \times 3}$) is not obvious. But the problem is only to prove that the modification of $S3$ is a permutation too (as a function $\{0, 1\}^{64 \times 3} \rightarrow \{0, 1\}^{64 \times 3}$).

2.8.2 Solution

It is allowed to add to the outputs of $S3$ the outputs of the following linear transformation:

$$L(a, b, c) = (L_0(a, b, c), L_1(a, b, c), L_2(a, b, c))$$

that is defined by bitwise XOR operations and cyclic shifts.

The permutation property of a modified $S3$ will be broken if for some distinct (a, b, c) and (a', b', c')

$$S3(a, b, c) \oplus S3(a', b', c') = L(a, b, c) \oplus L(a', b', c'). \quad (1)$$

We will call the expressions from both sides of equality (1) and the sum $(a, b, c) \oplus (a', b', c')$ by *differences*. Let

$$\begin{aligned} (w_0, w_1, w_2) &= (a, b, c) \oplus (a', b', c'), \\ (W_0, W_1, W_2) &= S3(a, b, c) \oplus S3(a', b', c'). \end{aligned}$$

On the one hand, input and output differences of $S3$ satisfy (for instance, see [3]) the equality

$$w_0 \wedge W_0 \oplus w_1 \wedge W_1 \oplus w_2 \wedge W_2 = 11 \dots 1.$$

On the other hand, by (1) the permutation property of a modified $S3$ will be broken if

$$(W_0, W_1, W_2) = L(a, b, c) \oplus L(a', b', c') = L(w_0, w_1, w_2).$$

As a result, a modified $S3$ will be still a permutation if the following equality

$$w_0 \wedge L_0(w_0, w_1, w_2) \oplus w_1 \wedge L_1(w_0, w_1, w_2) \oplus w_2 \wedge L_2(w_0, w_1, w_2) = 11 \dots 1 \quad (2)$$

does not hold for any nonzero (w_0, w_1, w_2) . For example, if

$$L(a, b, c) = (a \oplus a^d \oplus b, a \oplus c, b), \quad d \in \{1, 2, \dots, 63\},$$

then (2) becomes

$$w_0 \wedge (w_0 \oplus w_0^d \oplus w_1) \oplus w_1 \wedge (w_0 \oplus w_2) \oplus w_2 \wedge (w_1) = w_0 \wedge (w_0 \oplus w_0^d) \neq 11 \dots 1.$$

Thus, we found the following solution for the problem:

$$S3(a, b, c) \oplus L(a, b, c) = (b \vee \neg c \oplus a^d \oplus b, a \vee c \oplus a \oplus b \oplus c, a \wedge b \oplus b \oplus c).$$

Note that there are many other possible solutions.

This problem was completely solved by three participants in the first round and by nine teams in the second round. Many of these solutions were interesting and compact.

2.9 Problem “Metrical cryptosystem – 2”

2.9.1 Formulation

Let \mathbb{F}_2^n be an n -dimensional vector space over the field $\mathbb{F}_2 = \{0, 1\}$. Alice and Bob exchange messages using the following cryptosystem.

1. First, they use a supercomputer to calculate two special large secret sets $A, B \subseteq \mathbb{F}_2^n$ which have the following property: there exists a constant ℓ ($\ell \geq 26$), such that for any $x \in \mathbb{F}_2^n$ it holds

$$d(x, A) + d(x, B) = \ell,$$

where $d(x, A)$ denotes Hamming distance from the vector x to the set A .

2. Alice then saves the number ℓ , the set A and a set of vectors a_1, a_2, \dots, a_r such that for any $k : 0 \leq k \leq \ell$, there is a vector a_i at distance k from A . Similarly, Bob saves the number ℓ , the set B and a set of vectors b_1, b_2, \dots, b_s such that for any $k : 0 \leq k \leq \ell$, there is a vector b_i at distance k from B .
3. Text messages are encrypted letter by letter. In order to encrypt a letter Alice replaces it with its number in the alphabet, say k . Then she chooses some vector a_i at distance k from the set A and sends this vector over to Bob. Bob then calculates the distance $d(a_i, B)$ and using the property of the sets A, B , calculates $k = \ell - d(a_i, B)$. So, he gets the letter Alice sent. If Bob wants to send an encrypted message to Alice, he does the same but using his saved vectors and the set B .

Eve was able to hack the supercomputer when it was calculating the sets A and B . She extracted the set C from its memory, which consists of all vectors of \mathbb{F}_2^n that are at distance 1 or less from either A or B . She also learned that ℓ is even.

Help Eve to crack the presented cryptosystem (to decrypt any short intercepted message)! You know that she has an (illegal) access to the supercomputer, which can calculate and output the list of distances from all vectors of \mathbb{F}_2^n to any input set D in reasonable (but not negligible) time.

Remarks. Recall several definitions and notions. The *Hamming distance* $d(x, y)$ between vectors x and y is the number of coordinates in which these vectors differ. Distance from vector $y \in \mathbb{F}_2^n$ to the set $X \subseteq \mathbb{F}_2^n$ is defined as $d(y, X) = \min_{x \in X} d(y, x)$.

2.9.2 Solution

Let us denote by A_i (B_i respectively) the set of all vectors at distance i from the set A (B respectively):

$$A_i = \{x \in \mathbb{F}_2^n : d(x, A) = i\}, \quad B_i = \{x \in \mathbb{F}_2^n : d(x, B) = i\}.$$

It is easy to see that

- $A = A_0 = B_\ell$,
- $B = B_0 = A_\ell$,
- $A_i = B_{\ell-i}$ for any $i \in \{0, \dots, \ell\}$,
- $C = A_1 \cup B_1 \cup A_0 \cup B_0$.

From the definition of the Hamming distance it is easy to prove that if a vector x lies in the set A_i , then it is at distance $|i - j|$ from the set A_j for any i, j .

Proof. Indeed, if $i = j$, the statement is trivial.

Assume that $i > j$. By definition, $d(x, A) = i$, so there exists a shortest path of length i from A to x , consisting of vectors $x_0, x_1, \dots, x_i = x$, where $x_0 \in A$. Since consecutive vectors in the path differ in only one coordinate, and vectors from A_s and A_t can be neighbours only if $|s - t| \leq 1$, it follows that $x_k \in A_k$ for every $k = 0, \dots, i$. So, vector x_j from the path belongs to A_j and is at distance $i - j$ from vector x . Therefore, $d(x, A_j) \leq i - j$. Distance cannot be less than $i - j$, because then $d(x, A)$ would have been less than i , which contradicts conditions of the statement. Thus, $d(x, A_j) = i - j$.

If $i < j$, then we can replace A_i with $B_{\ell-i}$, A_j with $B_{\ell-j}$ and use B instead of A for the same argument as in the previous case. \square

In particular, given x is in A_i , it is at distance $|i - 1|$ from the set A_1 and at distance $|i - (\ell - 1)|$ from the set B_1 .

Let us “feed” the set C to the supercomputer. We denote the maximal distance from vectors of \mathbb{F}_2^n to vectors of C as r , and the set of all vectors achieving this distance as \widehat{C} . Taking into account the statement proven above (and the fact that ℓ is even), we can see that the maximum is achieved for vectors of the set $A_{\frac{\ell}{2}}$. Hence, $r = \frac{\ell}{2} - 1$ and $\widehat{C} = A_{\frac{\ell}{2}}$. Thus, we can calculate ℓ as $2r + 2$.

Assume now that Alice sends a message $a_{i_1}, a_{i_2}, \dots, a_{i_k}$ to Bob. Eve intercepts it and (using the obtained table of distances from the set C) calculates that these vectors are at distances s_1, s_2, \dots, s_k from the set C . Therefore, they are at distances $s_1 + 1, s_2 + 1, \dots, s_k + 1$ from the set $A \cup B$. Since $d(x, A \cup B) = \min(d(x, A), d(x, B))$, each encrypted letter could be either $s_i + 1$ or $\ell - (s_i + 1)$. If one of these two numbers is greater than 26, we can easily determine the encrypted letter, if not, we can consider both possibilities. In the worst case we would need to consider 2^N variants, where N is the length of the message, but since messages are short and are written in natural language, we do not need to check all of them and the decryption should not be hard.

Note: Sets A and B satisfying condition from Step 1 of the problem (for an arbitrary constant ℓ not necessarily greater than 26) are called *strongly metrically regular* and are studied in [9].

Best solutions to the problem were submitted by Alexey Chilikov (Bauman Moscow State Technical University, Russia) and Saveliy Skresanov (Novosibirsk State University, Russia).

2.10 Problem “A fixed element”

2.10.1 Formulation

A polynomial $f(X_1, \dots, X_n) \in \mathbb{F}_2[X_1, \dots, X_n]$ is called *reduced* if the degree of each X_i in f is at most 1. For $0 \leq r \leq n$, the r th order Reed — Muller code of length 2^n , denoted by $R(r, n)$, is

the \mathbb{F}_2 -space of all reduced polynomials in X_1, \dots, X_n of total degree less or equal than r . We also define $R(-1, n) = \{0\}$.

The general linear group $\text{GL}(n, \mathbb{F}_2)$ acts on $R(r, n)$ naturally: Given $A \in \text{GL}(n, \mathbb{F}_2)$ and $f(X_1, \dots, X_n) \in R(r, n)$, Af is defined to be the reduced polynomial obtained from $f((X_1, \dots, X_n)A)$ by replacing each power X_i^k ($k \geq 2$) with X_i . Consequently, $\text{GL}(n, \mathbb{F}_2)$ acts on the quotient space $R(r, n)/R(r-1, n)$.

Let $A \in \text{GL}(n, \mathbb{F}_2)$ be such that its characteristic polynomial is a primitive irreducible polynomial over \mathbb{F}_2 . Prove that the only element in $R(r, n)/R(r-1, n)$, where $0 < r < n$, fixed by the action of A is 0.

2.10.2 Solution

Let $\binom{\{1, \dots, n\}}{r}$ denote the set of r -subsets of $\{1, \dots, n\}$. When A acts on $R(r, n)/R(r-1, n)$, its matrix with respect to the basis $\prod_{i \in I} X_i$, $I \in \binom{\{1, \dots, n\}}{r}$, is the r th compound matrix $C_r(A)$ of A . The eigenvalues of A are γ^{2^i} , $0 \leq i \leq n-1$, where γ is a primitive element of \mathbb{F}_{2^n} . The eigenvalues of $C_r(A)$ are all possible products of r eigenvalues of A , i.e.,

$$\gamma^{\sum_{i \in I} 2^i}, \quad I \in \binom{\{0, \dots, n-1\}}{r}.$$

Clearly, the above expression never equals 1. Hence 1 is not an eigenvalue of $C_r(A)$. Therefore, the action of A does not fix any nonzero element in $R(r, n)/R(r-1, n)$.

The problem was solved by four teams in the second round: Aleksei Udovenko (University of Luxembourg), the team of Dianthe Bose and Neha Rino (Chennai Mathematical Institute, India), the team of Andrey Kalachev, Danil Cherepanov and Alexey Radaev (Bauman Moscow State Technical University, Russia), the team of Sergey Titov and Kristina Geut (Ural State University of Railway Transport, Russia).

2.11 Problem “Hash function FNV-1a”

2.11.1 Formulation

Hash function **FNV-1a** [13] processes a message x composed of bytes $x_1, x_2, \dots, x_n \in \{0, 1, \dots, 255\}$ in the following way:

1. $h \leftarrow h_0$;
2. for $i = 1, 2, \dots, n$: $h \leftarrow (h \oplus x_i)g \bmod 2^{128}$;
3. return h .

Here $h_0 = 144066263297769815596495629667062367629$, $g = 2^{88} + 315$. The expression $h \oplus x_i$ means that the least significant byte of h is added bitwise modulo 2 with the byte x_i .

Find a collision, that is, two different messages x and x' such that $\text{FNV-1a}(x) = \text{FNV-1a}(x')$. Collisions on short messages and collisions that are obtained without intensive calculations are welcomed. Supply your answer as a pair of two hexadecimal strings which encode bytes of colliding messages.

2.11.2 Solution

We will base on the solution for the problem “FNV2” (NSUCRYPTO’2017) [8], where it was required to find a collision for the similar hash function FNV2. FNV-1a differs from FNV2 in the following: instead of the \oplus operation for adding h and x_i it uses standard $+$ operation.

It is easy to see that

$$\text{FNV2}(x_1 x_2 \dots x_n) = (h_0 g^n + x_1 g^n + x_2 g^{n-1} + \dots + x_n g) \bmod 2^{128}.$$

For FNV2, we found a relation

$$a_1 g^{n-1} + a_2 g^{n-2} + \dots + a_n \equiv 0 \pmod{2^{128}},$$

where $a_i \in \{-255, \dots, 255\}$.

Then we represented a_i as the difference $x_i - x'_i$ and found a collision

$$\text{FNV2}(x_1 x_2 \dots x_n) - \text{FNV2}(x'_1 x'_2 \dots x'_n) = a_1 g^n + a_2 g^{n-1} + \dots + a_n g \equiv 0 \pmod{2^{128}}.$$

Let us call a representation $a_i = x_i - x'_i$ as a *splitting* of a_i . There can be several splittings for a given a_i . Each of them induces two trajectories of intermediate values of h : the trajectory starting with a message $x_1 x_2 \dots x_n$ and the trajectory starting with a message $x'_1 x'_2 \dots x'_n$.

Let h_i and h'_i be the low bytes of h for the first and second trajectories respectively before the additions $h + x_i$ and $h + x'_i$. Let us call a splitting *suitable* if

$$h_i + x_i < 256, \quad h'_i + x'_i < 256, \quad i = 1, 2, \dots, n.$$

Let us evaluate the probability of existing a suitable splitting for a_i . We will assume that h_i, h'_i are realizations of independent random variables with uniform distribution over $\{0, 1, \dots, 255\}$.

Bytes x_i and x'_i can take any value from intervals $\{0, \dots, 255 - h_i\}$ and $\{0, \dots, 255 - h'_i\}$ respectively. At the same time, the difference $x_i - x'_i$ takes value from the interval $\{-255 + h'_i, \dots, 255 - h_i\}$.

Then a_i is in the interval $\{-255 + h'_i, \dots, 255 - h_i\}$ with the probability

$$\Pr(-255 + h'_i \leq a_i \leq 255 - h_i) = \begin{cases} \Pr(h_i \leq 255 - a_i), & a_i \geq 0, \\ \Pr(h'_i \leq 255 - |a_i|), & a_i < 0, \end{cases}$$

that is equal to $1 - |a_i|/256$.

Thus, the probability of existing a suitable splitting for the whole sequence $a_1 a_2 \dots a_n$ is the following:

$$p = \prod_{i=1}^n \left(1 - \frac{|a_i|}{256}\right).$$

This probability can be rather high. For example, $p \approx 1/25$ for the following sequence for $n = 18$:

$$(-64, 5, 73, 35, -53, 19, -10, -78, -44, 48, 61, -1, -80, 26, -22, 72, -31, 0).$$

Or, $p \approx 1/13$ for the following sequence for $n = 19$:

$$(-37, 34, -74, -4, -17, 33, -18, 21, 54, 33, -1, 58, -71, -13, -10, 11, -88, -19, 0).$$

Moreover, the probability can be increased if we change a strategy of finding suitable splittings. We can allow to modify splittings a_1, \dots, a_{i-1} that have been already built if it is impossible to find a splitting for a_i .

After finding a suitable splitting, we determine the sequences $(h_i), (h'_i)$. Then we determine the bytes $\tilde{x}_i, \tilde{x}'_i$ such that

$$h_i \oplus \tilde{x}_i = h_i + x_i, \quad h'_i \oplus \tilde{x}'_i = h'_i + x'_i, \quad i = 1, 2, \dots, n.$$

Table 4: Collisions of FNV-1a.

message 1	message 2
f1dd5921afd29cbd33b357184e8c	928ea41b7373792aae2bfa72ca64
eb18151b160aa95e0511357e158b58	ab775b3a7c7c7c7c7c7c3a5dc94e
f828e4070672220b195e0ddd2114a4c008	3638fa655d1b61e21419134803222bbb35
3a7a3a7a3a4a5a5a5a5a5a5a5a5a5a5a	51089c5e7fe7cc2d740b5f70b3cb5461824d
f4331cede51639057d05f80f1d6638b40b286f	eb270505187332116c611402081f1155326013
07160c2e0b700b1338ef6e63360419060507	10610bf23b0573e2317106176a171c6a4c6e
00ca0000cb00000000000000029092100d814	2d000158001b773a6364fc0905000000e90000

It is important that there are no carries in high bytes in additions $h_i + x_i$, $h'_i + x'_i$; and \tilde{x}_i , \tilde{x}'_i can be always found. Then a collision for FNV-1a is a pair of messages $\tilde{x}_1\tilde{x}_2\ldots\tilde{x}_n$ and $\tilde{x}'_1\tilde{x}'_2\ldots\tilde{x}'_n$.

It remains to say that the sequence (a_i) can be found using LLL algorithm. The algorithm is applied to the lattice defined by the basic vectors

$$\begin{aligned}
\mathbf{b}_1 &= (1, 0, \dots, 0, g^{n-1} \bmod 2^{128}), \\
\mathbf{b}_2 &= (0, 1, \dots, 0, g^{n-2} \bmod 2^{128}), \\
&\dots \\
\mathbf{b}_n &= (0, 0, \dots, 1, g^0 \bmod 2^{128}), \\
\mathbf{b}_{n+1} &= (0, 0, \dots, 0, t2^{128}),
\end{aligned}$$

where t is a small integer. LLL finds a short basis of the lattice, i. e. vectors

$$v = \sum_{i=1}^{n+1} a_i \mathbf{b}_i$$

with small coordinate values. Let the last coordinate v equal to 0. Then

$$\sum_{i=1}^{n+1} a_i g^{n-i} \equiv 0 \pmod{2^{128}},$$

i. e. (a_1, \dots, a_n) is a required solution.

This problem was completely solved by fourteen teams (the most of them used a reduction to the problem FNV2). Some examples of collisions proposed by participants (in HEX format) are given in Table 4.

2.12 Problem “TwinPeaks2”

2.12.1 Formulation

Bob realized that his cipher from last year, **TwinPeaks** (NSUCRYPTO’2017) [8], is not secure enough and modified it. He considerably increased the number of rounds and made rounds more complicated. Bob’s new cipher works as follows.

A message X is represented as a binary word of length 128. It is divided into four 32-bit words a, b, c, d and then the following round transformation is applied 48 times:

$$(a, b, c, d) \leftarrow (b, c, d, a \oplus S_3(S_1(b) \oplus S_2(b \wedge \neg c \oplus c \vee d) \oplus S_1(d))),$$

Here S_1, S_2, S_3 are secret permutations over 32-bit words; $\neg, \wedge, \vee, \oplus$ are binary bitwise “NOT”, “OR”, “AND”, “XOR” respectively (the operations are listed in descending order of priority). The concatenation of the final a, b, c, d is the resulting ciphertext Y for the message X .

Agent Cooper again wants to read Bob’s messages! He intercepted the ciphertext

$$Y = \text{DEB239852F1B47B005FB390120314478}$$

and also captured Bob’s smartphone with the **TwinPeaks2** implementation! [Here](#) it is [15]. Now Cooper (and you too) can encrypt any messages with **TwinPeaks2** but still can not decrypt any. Help Cooper to decrypt Y .

Remarks. The ciphertext is given in hexadecimal notation, the first byte is DE.

2.12.2 Solution

Let F be the round transformation of **TwinPeaks2**:

$$F(a, b, c, d) = (b, c, d, a \oplus f(b, c, d)).$$

The encryption transformation is the composition of 48 copies of F , i.e. it can be written as F^{48} . Consequently, F^{-48} is the decryption transformation. Let

$$\tau(a, b, c, d) = (d, c, b, a).$$

Let us note that $f(b, c, d) = f(d, c, b)$. Then the composition of F , τ and F gives us τ :

$$F \circ \tau \circ F(a, b, c, d) = F(a \oplus f(b, c, d), d, c, b) = F(a \oplus f(d, c, b), d, c, b) = (d, c, b, a).$$

Hence,

$$F^{48} \tau F^{48} = \tau$$

or

$$F^{-48} = \tau F^{48} \tau^{-1} = \tau F^{48} \tau.$$

Thus, in order to decrypt Y one should write its 32-bit blocks in reverse order, encrypt the result and then reverse the order of the blocks again. The result will be a hexadecimal word, which gives us the desired message

attacksgetbetter.

The best solution to the problem has been submitted by Carl Löndahl (Sweden), which not only provides a clean theoretical solution, but also proposes a slide attack on the cipher.

2.13 Problem “An Enigmatic Challenge”

2.13.1 Formulation

The Enigma machine is a symmetric cipher famous for being used during the Second World War by the German military. Its internal structure comprises a 26-letter Latin alphabetic permutation, implemented as rotors. The machine used for this problem consists of **3 rotors** and a **reflector**.

Figure 4 shows how a simplified Enigma machine works. The key components are the set of input switches (2) – which are reduced to 4 in the example but could have been 26 for the Latin alphabet – an input plugboard (3,7,8), three rotors (5), the reflector (6) and the output board (9).

The components have the following functionality:

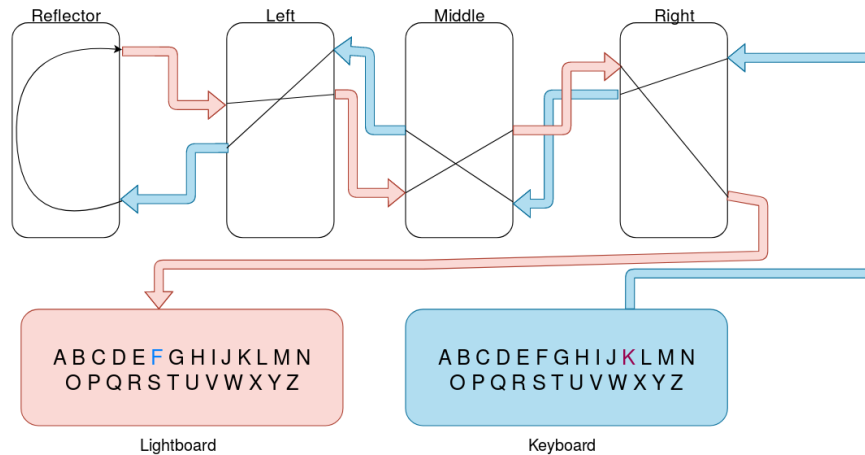


Figure 4: A simplified Enigma

- **Rotors:** a rotor (5) is a wheel with the upper-case alphabet in order on the rim and a hole for an axle. On both sides of a rotor are 26 electrical contacts each under a letter. Each contact on one side is wired to a contact on the other side at a different position. The rotor implements an one-to-one and onto function between the upper-case letters, where each letter is mapped to a different one (an irreflexive permutation).

- **Reflector:** the reflector (6) is positioned after the rotors and has contacts for each letter of the alphabet on one side only. The letters are wired up in pairs, so that an input current on a letter is reflected back to a different letter.

The input message: is permuted by the rotors, passes through the reflector and then goes back through the rotors in the reverse order (as depicted in the figure). Finally, the light bulb indicates the encrypted letter. The plugboard plays no role in permuting the letter for this challenge, although it could have.

To prevent simple frequency analysis attack the Right rotor rotates with every new input. After the Right rotor completed a full rotation (after 26 letters were encrypted), the Middle rotor rotates once. Similarly, after the Middle rotor completes a full rotation (and the Right rotor complete 676 rotations), the left rotor rotates once¹.

Challenge: you will play the role of an attacker that knows the source of the plaintext to be encrypted. You are given a ciphertext corresponding to a plaintext taken from this known source which happens to be “Moby Dick” by Herman Melville, and you are asked to recover the plaintext. The plaintext consists only of trimmed capital letters with no punctuation marks and spaces and is contiguous. All letters are from the Latin alphabet. Extra information on the settings of the rotors is provided: the configuration of the first rotor is very close to the one used in the 1930 commercial version (that was EKMFLGDQVZNTOWYHXUSPAIBRCJ).

Ciphertext:

```
RHSM ZHXX AOWW ZTWQ QQMB CRZA BARN MLAV MLSX SPBA ZTHG
YLGE VGZG KULJ FLOZ RQAW YGAA DCJB YWBW IYQQ FAAO RAGK
BGSW OARG EYSP IKYE LLUO YCNH HDBV AFKD HETA ONNR HXHE
```

¹This means that an input letter is processed, in order, by three permutation – Right, Middle and Left – reflected by the reflector, and processed once again, in order, by the inverse permutations corresponding to Left, Middle and Right rotors before being output. Once the letter passes through a rotor, it is permuted with one position, the rotor’s permutation is applied, and the result goes directly into the following rotor, which acts similarly.

BBRT ROZD XJCC OMXR PNSW UAZB TNJY BANH FGCS GJWY YTBV
VGLX KUZW PARO NMXP LDLZ ICBK XVSJ NXCF SOTA AQYS YZFX
MZDH MSZI ABAH RFXT FTPU VVMC PEXQ NZVA LMFY BHKG QGYS
BIYE MEUE PJNR AVTL JSUZ PLHQ MOUI IQFD HVXI NOOJ YJAF
WAVU PVQA FMKP AHLK XJYD GITB QSPK CUZU XPRK MUJJ YRJ

Link to “[Moby Dick](#)” text file can be found in [14].

2.13.2 Solution

It is easy to observe that the Left and Middle Rotors will not change for each block of 26 characters of the plaintext. From this point of view, we can regard the composition of permutations induced (in order) by the Middle and Left rotors, the reflector and as well as the inverses of the Left and Middle rotors, as one, fixed permutation. After the next 26 letters are processed, the Middle rotor turns, and a distinct permutation is to be used for the incoming block of 26 letters. Due to the fact the challenge ciphertext is less than 676 characters, we do not bother with turning the Left rotor.

To fix some notations, let π_i, L_i, M_i denote permutations defined on the set $\{A, \dots, Z\}$. If $L : \{A, \dots, Z\} \rightarrow \{A, \dots, Z\}$ denotes the permutation defining the Left rotor, by $L_i : \{A, \dots, Z\} \rightarrow \{A, \dots, Z\}$ and $L_i = L \circ Rot_i$, we represent the action of applying the Left rotor over the alphabet, where Rot_i represents the alphabet’s rotation by i . We use a similar notation for M_i , with i denoting each block of 26 letters to be processed. That is $i \in \{1, \dots, \lceil \frac{|C|}{26} \rceil\}$, where $|C|$ denotes the length of the ciphertext (its number of characters). We also write

$$\pi_i = M_i^{-1} \circ L_0^{-1} \circ \rho \circ L_0 \circ M_i, \quad i \in \left\{1, \dots, \left\lceil \frac{|C|}{26} \right\rceil\right\}.$$

The next step is to split the challenge ciphertext into blocks of 26 characters, and use the fact that for each block i , π_i acts as an oracle that returns the same value for the same input. We will correlate this with the information that is *a priori* given on the first rotor. Although we do not have its exact configuration, we use the fact that the unknown rotor is close to a known one (EKMFLGDQVZNTOWYHXUSPAIBRCJ — commercial Enigma 1930). The configuration used for this problem permutes 4 elements amongst the ones of the 1930 configuration and then applies a circular permutation of length four.

The permutation corresponding to the given Right rotor of the commercial Enigma (1930) is the following:

A B C D E F G H I J K L M N O P Q R S T U V W X Y Z
E K M F L G D Q V Z N T O W Y H X U S P A I B R C J

Then we take the first block of 26 letters and obtain their inverses, minding the fact that the rotor shifts with one place to the left after we read one letter. Hence, for the first block we obtain:

RHSM ZHXX AOWW ZTWQ QQMB CRZA BA
UVAH **FOFL** VRDQ TDNG DQLA BOIR JJ

Now we remark on a “distance-preserving” property: if the distance between identical characters returned by π_i (the input to the Right rotors) is ℓ , then it maintained in the original plaintext. As an example, the group ZHXX in the first block of ciphertext has been obtained for the group FOFL and we note a distance of 2 ($F \rightarrow O \rightarrow F$) between F and F. This means that an alphabetical distance of 2 exists between the corresponding letters of the plaintext. More precisely, if:

$$\pi_1(R(x)) = \pi_1(R'(y)) ,$$

where R' is obtained by shifting R with ℓ elements, then the character y is at a distance of ℓ from the character x (but in the opposite sense). Based on this observation, the solution is to identify such pairs inside a block and record the distance between them. As 4 elements are permuted in the real configuration of the rotor, false positives will appear.

After the colliding characters per block, say in position i and j , have been identified and their distance recorded, say the distance is ℓ , one will simply write a script that will pass through the given plaintext (after removing the non-alphabetic characters) and identify the sequence (matching the length of the ciphertext) where the distance between the characters in position i and j is ℓ .

Finally, the plaintext that is to be recovered is:

*ALREADY we are boldly launched upon the deep ; but
soon we shall be lost in its unshored, harbourless immen-
sities. Ere that come to pass ; ere the Pequod'a weedy
hull rolls side by side with the barnacled hulls of the
leviathan; at the outset it is but well to attend to a
matter almost indispensable to a thorough appreciative
understanding of the more special leviathanic revelations
and allusions of all sorts which are to follow.*

Finally, eight teams completely solved the problem. Note, that many teams used a simple method that almost completely determined the plaintext. It is based on the fact that no letter from the plaintext gets mapped to the same letter in the ciphertext using Enigma. But this approach gives two possible solutions and does not allow one to prove that one of them is not correct.

2.14 Problem “Orthogonal arrays” (unsolved)

2.14.1 Formulation

Orthogonal arrays are closely connected with cryptographic Boolean functions. Namely, supports of correlation immune functions give orthogonal arrays when their elements are written as the rows of an array.

Given three positive integers n , t and λ such that $t < n$, we call a $\lambda 2^t \times n$ binary array (i.e. matrix over the 2-element field) a $t - (2, n, \lambda)$ *orthogonal array* if in every subset of t columns of the array, every (binary) t -tuple appears in exactly λ rows. t is called the strength of this orthogonal array.

Find a $4 - (2, 11, \lambda)$ orthogonal array with minimal value of λ .

2.14.2 Solution

The best known answer to this question is $\lambda = 8$ [10], but it is unknown whether there exists a $4 - (2, 11, \lambda)$ orthogonal array for $\lambda < 8$. This open problem remains unsolved. Participants suggested several ideas.

The most interesting one was proposed by Aleksei Udovenko (University of Luxembourg). His study starts with the Nordstrom — Robinson code (that is, the Kerdock code of length 16 and size 256, whose dual distance is the minimum distance of the Preparata code, that is 6, which gives a strength of the orthogonal array (OA) equal to 5). Only the codewords with the first element equal to zero are kept and their coordinate at 0 is deleted, which makes size 128, length 15 and strength 4. Then three columns are erased from the OA, which does not reduce the strength, and

the resulting OA provides a solution to the problem with $\lambda = 8$. It is then shown (by using known results) that, for any solution to the problem, λ is at least 6. This is interesting. The solution found is written in the form $(x, F(x))$ where F is a quadratic $(7, 4)$ -function. Its determination allows one to determine the 4-th order correlation immune function whose support is this OA. This is a 11-variable Boolean function of algebraic degree 5. Then the annihilators of this function are studied. It is shown that the function has a linear annihilator (and has then algebraic immunity 1). After an observation on the impossibility of extending a solution which would have $\lambda \leq 7$, the Xiao — Massey characterization of OA is proved again in different terms. It is also shown that any affine annihilator of a t -th order correlation immune function must be t -resilient which is a nice observation. A computer search is made with Integer Linear Programming showing that any 4-th order correlation immune function having an affine annihilator should have weight at least 128, which is a nice observation. This nice work concludes with open questions.

Another good solution was given by the team of Evgeniya Ishchukova, Vyacheslav Salmanov and Oksana Shamilyan (Southern Federal University, Russia). They first studied the maximum value of n , given t , for small values of t . Then an algorithm was designed which reduces the search to solutions having some symmetries observed in smaller values of t and n . Finally, a solution was given with $\lambda = 8$ which is the coset of a linear code of length $n = 11$ and dimension $k = 7$ (and therefore 128 codewords), with dual distance 5 and the corresponding function is then indeed 4th order correlation immune giving a $4 - (2, 11, \lambda)$ orthogonal array. Unfortunately, the question whether 128 is minimal was not addressed.

2.15 Problem “Sylvester matrices” (unsolved)

2.15.1 Formulation

Sylvester matrices play a role in security since they are connected with topics like secret sharing and MDS codes constructed with cellular automata.

Consider two univariate polynomials over the 2-element field, $P_1(x)$ of degree m and $P_2(x)$ of degree n , where $P_1(x) = a_m x^m + \dots + a_0$ and $P_2(x) = b_n x^n + \dots + b_0$. The *Sylvester matrix* is an $(m + n) \times (m + n)$ matrix formed by filling the matrix beginning with the upper left corner with the coefficients of $P_1(x)$, then shifting down one row and one column to the right and filling in the coefficients starting there until they hit the right side. The process is then repeated for the coefficients of $P_2(x)$. All the other positions are filled with zero.

Let $n > 0$, $m > 0$. Prove whether there exist $(m + n) \times (m + n)$ invertible Sylvester matrices whose inverses are Sylvester matrices as well.

Example. For $m = 4$ and $n = 3$, the Sylvester matrix is the following:

$$\begin{pmatrix} a_4 & a_3 & a_2 & a_1 & a_0 & 0 & 0 \\ 0 & a_4 & a_3 & a_2 & a_1 & a_0 & 0 \\ 0 & 0 & a_4 & a_3 & a_2 & a_1 & a_0 \\ b_3 & b_2 & b_1 & b_0 & 0 & 0 & 0 \\ 0 & b_3 & b_2 & b_1 & b_0 & 0 & 0 \\ 0 & 0 & b_3 & b_2 & b_1 & b_0 & 0 \\ 0 & 0 & 0 & b_3 & b_2 & b_1 & b_0 \end{pmatrix}$$

2.15.2 Solution

We are pleased to say that three teams completely solved this problem! They are Alexey Chilikov (Bauman Moscow State Technical University, Russia), the team of Radu Caragea, Madalina Bolbo-

ceanu and Miruna Rosca (Bitdefender, Romania), the team of Samuel Tang and Harry Lee (Hong Kong). Here we present the main idea for the solution.

Case 1: $m \leq n$. Let $P_1(x) = x^m$ and $P_2(x) = x^n + 1$. Then their Sylvester matrix is the following:

$$\left(\begin{array}{c|c} \mathbf{I}_n & \mathbf{0}_{n \times m} \\ \hline \mathbf{I}_m & \mathbf{0}_{m \times (n-m)} \end{array} \middle| \begin{array}{c} \mathbf{0}_{n \times m} \\ \hline \mathbf{I}_m \end{array} \right),$$

where \mathbf{I}_k denotes the $k \times k$ identity matrix; and $\mathbf{0}_{k \times \ell}$ is the $k \times \ell$ zero matrix. Taking all operations over the the 2-element field, it is clear that

$$\left(\begin{array}{c|c} \mathbf{I}_n & \mathbf{0}_{n \times m} \\ \hline \mathbf{I}_m & \mathbf{0}_{m \times (n-m)} \end{array} \middle| \begin{array}{c} \mathbf{0}_{n \times m} \\ \hline \mathbf{I}_m \end{array} \right) \cdot \left(\begin{array}{c|c} \mathbf{I}_n & \mathbf{0}_{n \times m} \\ \hline \mathbf{I}_m & \mathbf{0}_{m \times (n-m)} \end{array} \middle| \begin{array}{c} \mathbf{0}_{n \times m} \\ \hline \mathbf{I}_m \end{array} \right) = \left(\begin{array}{c|c} \mathbf{I}_n & \mathbf{0}_{n \times m} \\ \hline \mathbf{0}_{m \times n} & \mathbf{I}_m \end{array} \right) = \mathbf{I}_{m+n}.$$

Thus, the considered Sylvester matrix is an involutory matrix. Therefore, its inverse is the Sylvester matrix as well.

Case 2: $m > n$. Assume that the inverse of the Sylvester matrix of $P_1(x)$ and $P_2(x)$ is also the Sylvester matrix for two polynomials over the 2-element field, say $Q_1(x) = c_p x^p + c_{p-1} x^{p-1} + \dots + c_0$, $Q_2(x) = d_q x^q + d_{q-1} x^{q-1} + \dots + d_0$, of degrees $p > 0$ and $q > 0$ respectively, which satisfy $p+q = m+n$. The product of Sylvester matrices which correspond to $P_1(x), P_2(x)$ and $Q_1(x), Q_2(x)$ is equal to \mathbf{I}_{m+n} , in particular

$$\left(\begin{array}{cccc|cccc} a_m & a_{m-1} & \dots & a_0 & & & & \\ & a_m & a_{m-1} & \dots & a_0 & & & \\ & & & \ddots & \ddots & & & \\ & & & & a_m & a_{m-1} & \dots & a_0 \\ \hline b_n & b_{n-1} & \dots & b_0 & 0 & \dots & 0 & \\ & b_n & b_{n-1} & \dots & b_0 & & & \\ & & & \ddots & \ddots & & & \\ & & & b_n & b_{n-1} & \dots & b_0 & \end{array} \right) \cdot \begin{pmatrix} c_p \\ 0 \\ \vdots \\ 0 \\ d_q \\ 0 \\ \vdots \\ 0 \end{pmatrix} = \begin{pmatrix} 1 \\ 0 \\ \vdots \\ 0 \end{pmatrix} \in \mathbb{F}_2^{m+n}.$$

The condition $q > n$ implies $b_n c_p = 0$, but $b_n = c_p = 1$ since the polynomials $P_2(x)$ and $Q_1(x)$ have degrees n and p respectively. Therefore, it must hold $q \leq n$. Since $Q_2(x)$ has degree q , then $d_q = 1$ and $(1 + b_{n-q}) = b_{n-q+1} = b_{n-q+2} = \dots = b_{n-q+\min\{q, m-1\}} = 0$. From $b_n = 1$ it follows that $\min\{q, m-1\} < q$, that is $m \leq q$. Finally, we get $m \leq q \leq n < m$ that is a contradiction.

Thus, in the case $m \leq n$ there exist invertible Sylvester matrices whose inverse are Sylvester matrices as well but for $m > n$ it does not hold.

2.16 Problem “Disjunct Matrices” (unsolved)

2.16.1 Formulation

Disjunct Matrices are used in some key distribution protocols for traitor tracing. Disjunct Matrices (DM) are a particular kind of binary matrices which have been applied to solve the Non-Adaptive Group Testing (NAGT) problem, where the task is to detect any configuration of t defectives out of a population of N items. Traditionally, the methods used to construct DM leverage on error-correcting codes and other related algebraic techniques.

Let $A = (x_1^\top, x_2^\top, \dots, x_N^\top)$ be an $M \times N$ binary matrix. Then, A is called t -disjunct if, for all subsets of t columns $S = \{x_{i_1}, \dots, x_{i_t}\}$, and for all remaining columns $x_j \notin S$, it holds that

$$\text{supp}(x_j) \not\subseteq \bigcup_{k=1}^t \text{supp}(x_{i_k}),$$

where $\text{supp}(x)$ denotes the set of coordinate positions of a binary vector x with 1s.

In other words, a matrix A is t -disjunct if for every subset S of t columns the support of any other column is not contained in the union of the supports of the columns in S .

Prove what is the minimum number of rows in a 5-disjunct matrix.

2.16.2 Solution

We must admit that the formulation of the problem did not include the condition which makes this problem non-trivial. The condition is that the number of columns must be greater than the number of rows. This formulation comprises practical significance and has following equivalent form: given t , when does there exist a t -disjunct algorithm better than the trivial one that tests each item individually? Readers may find details regarding Non-Adaptive Group Testing (NAGT) problem together with known results and mentioned formulations in [12].

The solution of the originally stated problem is 6 — consider the 6×6 identity matrix. This solution was discovered by several participants. However some participants (Alexey Chilikov from Bauman Moscow State Technical University, Aleksei Udoenko from University of Luxembourg, the team of Henning Seidler and Katja Stumpp from Technical University of Berlin) obtained bounds for the number of rows depending the parameter t and the number of columns.

3 Winners of the Olympiad

Here we list information about the winners of NSUCRYPTO'2018 in Tables 5, 6, 7, 8, 9, 10.



Figure 5: Winners of NSUCRYPTO from 2014 to 2018

Table 5: **Winners of the first round in school section A (“School Student”)**

Place	Name	Country, City	School	Scores
1	Borislav Kirilov	Bulgaria, Sofia	The First Private Mathematical Gymnasium	22
1	Alexey Lvov	Russia, Novosibirsk	Gymnasium 6	21
1	Razvan Andrei Draghici	Romania, Craiova	National College Fratii Buzesti	20
2	Gorazd Dimitrov	Macedonia, Skopje	Yahya Kemal College	18
3	Ivan Baksheev	Russia, Novosibirsk	Gymnasium 6	16
3	Artem Ismagilov	Russia, Yekaterinburg	The Specialized Educational and Scientific Center UrFU	16
3	Bogdan Circeanu	Romania, Craiova	National College Fratii Buzesti	16
3	Ruxandra Icleanu	Romania, Craiova	Tudor Vianu National College of Computer Science	15
Diploma	Sofya Gorbunova	Russia, Yekaterinburg	The Specialized Educational and Scientific Center UrFU	13
Diploma	Kirill Poltoradnev	Russia, Yekaterinburg	The Specialized Educational and Scientific Center UrFU	13
Diploma	Tudor Moga	Romania, Brasov	Grigore Moisil National College of Computer Science	11
Diploma	Markas Cerniauskas	Lithuania, Kaunas	Kaunas Technology University Gymnasium	11
Diploma	Mircea-Costin Preoteasa	Romania, Bucharest	Tudor Vianu National College of Computer Science	11
Diploma	Kirill Tugolukov	Russia, Ulan-Ude	School 19, Olympiad training center ENTER	11

Table 6: **Winners of the first round, section B (in the category “University Student”)**

Place	Name	Country, City	University	Scores
1	Maxim Plushkin	Russia, Moscow	Lomonosov Moscow State University	25
2	Robert Koprinkov	Netherlands, Nijmegen	Radboud University	20
2	Irina Slonkina	Russia, Moscow	National Research Nuclear University MEPhI	18
2	Marc Houben	Belgium, Leuven	KU Leuven	18
3	Dheeraj M Pai	India, Chennai	Indian Institute of Technology Madras	17
3	Alexander Grebennikov	Russia, Saint Petersburg	Saint Petersburg State University	16
3	Roman Lebedev	Russia, Novosibirsk	Novosibirsk State University	16
3	Dianthe Bose	India, Chennai	Chennai Mathematical Institute	15
3	Ivan Sutormin	Russia, Novosibirsk	Novosibirsk State University	15
Diploma	Harikumar Krishnamurthy	India, Chennai	Indian Institute of Technology Madras	14
Diploma	Roman Tarasov	Russia, Odintsovo	Higher School of Economics	13
Diploma	Sander Suverkropp	Netherlands, Wageningen	Radboud University	13
Diploma	Saeed Odak	Iran, Tehran	Khajeh Nasir Toosi University of Technology	13
Diploma	Thijs van Loenhout	Netherlands, Nijmegen	Radboud University	12
Diploma	Daniil Gurev	Russia, Novosibirsk	Novosibirsk State University	12
Diploma	Neha Rino	India, Chennai	Chennai Mathematical Institute	12
Diploma	Kristina Volyakova	Russia, Yaroslavl	Yaroslavl State University	12

Table 7: **Winners of the first round, section B (in the category “Professional”)**

Place	Name	Country, City	Organization	Scores
1	Alexey Udovenko	Luxembourg, Luxembourg	University of Luxembourg	23
3	Henning Seidler	Germany, Berlin	TU Berlin	16
Diploma	Alexey Chilikov	Russia, Moscow	Bauman Moscow State Technical University	14
Diploma	Samuel Tang	Hong Kong, Hong Kong	Blocksquare Limited	12
Diploma	Amedeo Sgueglia	United Kingdom, London	London School of Economics and Political Science	12
Diploma	Samad Alaamati	Iran, Tehran	American Society for Industrial Security	12

Table 8: **Winners of the second round (in the category “School Student”)**

Place	Names	Country, City	School	Scores
Diploma	Brian Ncube	Zimbabwe, Hwange	Hwange High School	7

Table 9: **Winners of the second round (in the category “University student”)**

Place	Name	Country, City	University	Scores
1	Maxim Plushkin	Russia, Moscow	Lomonosov Moscow State University	43
2	Irina Slonkina	Russia, Moscow	National Research Nuclear University MEPhI	38
2	Dmitry Lavrenov, Egor Lavrenov, Uladzimir Paprotski	Belarus, Minsk	Belarusian State University	37
3	Thanh Nguyen Van, Tuong Nguyen Van, Dinh Ton	Vietnam, Ho Chi Minh City	Ho Chi Minh City University of Technology, University of Science	37
3	Ngoc Ky Nguyen, Phuoc Nguyen Ho Minh, Danh Nam Tran	Vietnam, Ho Chi Minh City; France, Paris	Ho Chi Minh City Pedagogical University, Ho Chi Minh City University of Technology, Ecole Normale Supérieure	34
3	Dianthe Bose, Neha Rino	India, Chennai	Chennai Mathematical Institute	33
3	Roman Lebedev, Vladimir Sitnov, Alexander Tkachev	Russia, Novosibirsk	Novosibirsk State University	30
3	Mikhail Sorokin, Darya Frolova, Vladimir Bobrov	Russia, Moscow	National Research Nuclear University MEPhI	29
3	Andrey Kalachev, Danil Cherepanov, Alexey Radaev	Russia, Moscow	Bauman Moscow State Technical University	27
Diploma	Savelyi Skresanov	Russia, Novosibirsk	Novosibirsk State University	21
Diploma	Harikumar Krishnamurthy, Aditya Pradeep, Dheeraj M Pai	India, Chennai	Indian Institute of Technology Madras	21

Table 10: **Winners of the second round (in the category “Professional”)**

Place	Names	Country, City	Organization	Scores
1	Alexey Udoenko	Luxembourg, Luxembourg	University of Luxembourg	72
2	Evgeniya Ishchukova, Vyacheslav Salmanov, Oksana Shamilyan	Russia, Taganrog	Southern Federal University	46
3	Henning Seidler, Katja Stumpp	Germany, Berlin	Berlin Technical University	40
3	Carl Londahl	Sweden, Karlskrona	TrueSec AB	38
3	Alexey Chilikov	Russia, Moscow	Bauman Moscow State Technical University	38
Diploma	Duc Tri Nguyen, Quan Doan, Quoc Bao Nguyen	Vietnam, Ho Chi Minh city	CERG at George Mason University, E-CQURITY, Ho Chi Minh City University of Technology	37
Diploma	Radu Caragea, Miruna Rosca, Madalina Bolboceanu	Romania, Bucharest	Bitdefender	32
Diploma	Mikhail Polyakov, Mikhail Tsvetkov, Victoria Vlasova	Russia, Moscow	Bauman Moscow State Technical University	30
Diploma	Harry Lee, Samuel Tang	Hong Kong, Hong Kong	Blocksquare Limited, Hong Kong University of Science and Technology	29
Diploma	Lars Haulin	Sweden, Uppsala	–	28
Diploma	Sergey Titov, Kristina Geut	Russia, Yekaterinburg	Ural State University of Railway Transport	22
Diploma	Khai Hanh Tang, Neng Zeng, Thu Hien Chu Thi	Singapore, Singapore	Ho Chi Minh City Pedagogical University, Nanyang Technological University	21

References

- [1] Agievich S., Gorodilova A., Idrisova V., Kolomeec N., Shushuev G., Tokareva N. Mathematical problems of the second international student's Olympiad in cryptography // *Cryptologia*. 2017. V. 41. No. 6. P. 534–565.
- [2] Agievich S., Gorodilova A., Kolomeec N., Nikova S., Preneel B., Rijmen V., Shushuev G., Tokareva N., Vitkup V. Problems, solutions and experience of the first international student's Olympiad in cryptography // *Prikladnaya Diskretnaya Matematika (Applied Discrete Mathematics)*. 2015. No. 3. P. 41–62.
- [3] Agievich S., Marchuk V., Maslau A., Semenov V. Bash-f: another LRX sponge function // *Cryptology ePrint Archive: Report 2016/587*.
- [4] Bhasin S., Carlet C., Guilley S. Theory of masking with codewords in hardware: low-weight dth-order correlation-immune Boolean functions // *Cryptology ePrint Archive, Report 2013/303*.
- [5] Bierbrauer J. Bounds on orthogonal arrays and resilient functions // *Journal of Combinatorial Designs*. 1995. V. 3. P. 179–183.
- [6] Friedman J. On the bit extraction problem // *Proc. 33rd IEEE Symposium on Foundations of Computer Science*. 1992. P. 314–319.
- [7] Geut K., Kirienko K., Sadkov P., Taskin R., Titov S. On explicit constructions for solving the problem “A secret sharing” // *Prikladnaya Diskretnaya Matematika. Prilozhenie*. 2017. No. 10. P. 68–70. (in Russian)
- [8] Gorodilova A., Agievich S., Carlet C., Gorkunov E., Idrisova V., Kolomeec N., Kutsenko A., Nikova S., Oblaukhov A., Picek S., Preneel B., Rijmen V., Tokareva N. Problems and solutions of the Fourth International Students Olympiad in Cryptography (NSUCRYPTO) // *Cryptologia*. 2019, Vol. 43, No. 2, pp. 138–174.
- [9] Oblaukhov A. A lower bound on the size of the largest metrically regular subset of the Boolean cube // *Cryptography and Communications*. 2018. Published online.
- [10] Picek S., Guilley S., Carlet C., Jakobovic D., Miller J. F. Evolutionary Approach for Finding Correlation Immune Boolean Functions of Order t with Minimal Hamming Weight. In: Dediu AH., Magdalena L., Martn-Vide C. (eds) *Theory and Practice of Natural Computing. Lecture Notes in Computer Science*, vol 9477. Springer, Cham.
- [11] Tokareva N., Gorodilova A., Agievich S., Idrisova V., Kolomeec N., Kutsenko A., Oblaukhov A., Shushuev G. Mathematical methods in solutions of the problems from the Third International Students' Olympiad in Cryptography // *Prikladnaya Diskretnaya Matematika (Applied Discrete Mathematics)*. 2018. No. 40. P. 34–58.
- [12] Shangguan C., Ge G. New bounds on the number of tests for disjunct matrices // *IEEE Trans. Inf. Theory*. 2016, vol. 62, no. 12, pp. 7518–7521.
- [13] <http://www.isthe.com/chongo/tech/comp/fnv/>
- [14] <https://gist.githubusercontent.com/StevenClontz/4445774/raw/1722a289b665d940495645a55eaad4da8e3ad4c7/mobydick.txt>
- [15] <https://nsucrypto.nsu.ru/olymp/2018/round/2/task/4>