

Moments of the anisotropic regularized κ -distributions

KLAUS SCHERER,^{1,2} MARIAN LAZAR,^{1,3} EDIN HUSIDIC,¹ AND HORST FICHTNER^{1,2}

¹*Institut für Theoretische Physik, Lehrstuhl IV: Plasma-Astroteilchenphysik, Ruhr-Universität Bochum, D-44780 Bochum, Germany*

²*Research Department, Plasmas with Complex Interactions, Ruhr-Universität Bochum, 44780 Bochum, Germany*

³*Centre for Mathematical Plasma Astrophysics, Celestijnenlaan 200B, 3001 Leuven Belgium*

(Dated: March 3, 2022; Received; Revised; Accepted)

Submitted to ApJS

ABSTRACT

For collisionless (or collision-poor) plasma populations which are well described by the κ -distribution functions (also known as the Kappa or Lorentzian power-laws) a macroscopic interpretation has remained largely questionable, especially because of the diverging moments of these distributions. Recently significant progress has been made by introducing a generic regularization for the isotropic κ -distribution, which resolves this critical limitation. Regularization is here applied to the anisotropic forms of κ -distributions, commonly used to describe temperature anisotropies, and skewed or drifting distributions of beam-plasma systems. These regularized distributions admit non-diverging moments which are provided for all positive κ , opening promising perspectives for a macroscopic (fluid-like) characterization of non-ideal plasmas.

Keywords: Plasma, Magnetohydrodynamics, Distribution functions, regularized κ distribution

1. INTRODUCTION

Macroscopic models of plasmas systems are constructed on the principal (zeroth to second order) moments of velocity distributions of their particles. In collisionless or collision-poor plasmas, ubiquitous in space or fusion setups, the velocity distributions of charged particles are far from thermal equilibrium, exhibiting non-Maxwellian features like temperature anisotropies, beaming (or drifting) components and suprathermal tails. Despite these evidences theoretical predictions are still largely based on idealized scenarios assuming particles well described by bi-Maxwellian distributions, allowing for a straightforward definition of the macroscopic parameters using the main moments of the distribution. Introduced 50 years ago [Olbert \(1968\)](#); [Vasyliunas \(1968\)](#), as a generalization of the idealized Maxwellian, κ -distributions have gained much notoriety in the last decades, especially for their ability to reproduce the velocity and energy distributions of plasma particles in the solar wind and planetary magnetospheres, see the review by [Pierrard & Lazar \(2010\)](#). Suprathermal populations present in these environments enhance the high-energy tails of the observed distributions which are successfully described by the κ -distribution functions. These power-laws have been widely invoked to study various kinetic effects in non-ideal plasmas, e.g., generation of suprathermal particle populations, solar wind acceleration, particle heating, waves dissipation or instabilities as local sources of electromagnetic fluctuations. The existence of κ -distributions in space plasmas is more than obvious, but their relevance has become questionable owing to their limitations in conveying a macroscopic approach, with non-diverging moments M_l restricted to low orders $l < 2\kappa - 1$. [Scherer et al. \(2017\)](#) have recently introduced a regularization of κ -distributions which can resolve this limitation by removing all singularities from the theory. Introduced for simple isotropic distributions, the regularized κ -distribution (RKD)

$$f_R(\kappa, w) = n_0 N_R \left(1 + \frac{w^2}{\kappa} \right)^{-\kappa-1} e^{-\alpha^2 w^2} \quad (1)$$

combines the standard (isotropic) κ -distribution

$$f_{\kappa}(\kappa, w) = n_0 N_K \left(1 + \frac{w^2}{\kappa} \right)^{-\kappa-1} \quad (2)$$

with a Maxwellian cutoff $\exp(-\alpha^2 w^2)$, where the regularization parameter $0 < \alpha < 1$ should be small enough to conform with the observations and theoretical predictions. In these expressions $w = v/\Theta$ denotes particle velocity, usually normalized to a convenient speed Θ , n_0 is the number density of particles, and N_R and N_K are normalization constants, with N_R defined in Scherer et al. (2017), Eq. (9), and $N_K = \Gamma(\kappa)/\Gamma(\kappa - \frac{1}{2})/(\sqrt{\pi^3 \kappa} \Theta^3)$. By contrast to the standard κ -distribution, all velocity moments of the RKD are convergent for any positive κ , and have been expressed analytically in Scherer et al. (2017).

In the present paper we consider more complex distribution functions capable to reproduce kinetic anisotropies of plasma particles in collisionless plasmas from space, like, anisotropic temperatures, e.g., $A \equiv T_{\perp}/T_{\parallel} \neq 1$, usually defined with respect to the direction of an ambient magnetic field, or/and field aligned beaming (or drifting) components. The anisotropic κ -models can reproduce the gyrotropic distributions of suprathermal (halo) populations measured in general in the solar wind, e.g. or bi-Kappa distribution functions Maksimovic et al. (2005); Štverák et al. (2008), or during energetic events, like fast winds or coronal mass ejections, when the suprathermal tails of the observed distributions become skewed in the presence of field-aligned counter-moving beams (or double Strahls) and resemble a product-bi-Kappa distribution, see Lazar et al. (2012). These anisotropic distribution functions are tabulated by Summers & Thorne (1991, see their Table 1) and are employed to explain the observed fluctuations, generated spontaneously Viñas et al. (2015); Kim et al. (2017) or stimulated by various wave instabilities, e.g., firehose Astfalk & Jenko (2016); Lazar et al. (2017), cyclotron Lazar et al. (2011); Lazar & Poedts (2014); Lazar et al. (2015); Eliasson & Lazar (2015); Lazar et al. (2016); dos Santos et al. (2017); Ziebell & Gaelzer (2017); Lazar et al. (2018), or mirror instability Leubner & Schupfer (2002); Shaaban et al. (2018).

The regularized forms of anisotropic κ -distribution functions are introduced in section 2, and then, in section 3 we evaluate the principal moments (zero to third order) of these distributions. The moments are calculated for distribution functions reproducing temperature anisotropies in the rest frame as well as in a drifting reference frame, in order to include anisotropic drifting components (beams, Strahls, counterbeams, etc.). Potential applications are discussed in section 4 and conclusions are formulated in section 5. Necessary details from derivations, including mathematical definitions and symbols used, are given in the appendices. Appendix A contains a short note on the vector calculus, while some details of the moment calculations are shown in Appendix B. The evaluation of the integrals is presented in Appendix C, and finally the special treatment of the most probable speeds and heat flows is discussed in Appendix D.

2. REGULARIZED ANISOTROPIC κ -DISTRIBUTIONS

Using the same technique as in Scherer et al. (2017), here we regularize the anisotropic κ -distributions which are often used in space physics to model anisotropic temperature.

$$f_{\text{RBK}}(\kappa, \alpha_{\parallel}, \alpha_{\perp}, w_{\parallel}, w_{\perp}) = n_0 N_{\text{RBK}} \left(1 + \frac{w_{\parallel}^2}{\kappa} + \frac{w_{\perp}^2}{\kappa} \right)^{-\kappa-1} e^{-\alpha_{\parallel}^2 w_{\parallel}^2 - \alpha_{\perp}^2 w_{\perp}^2}, \quad (3)$$

is the regularized bi- κ (RBK) distribution function, and

$$f_{\text{RPBK}}(\kappa_{\parallel}, \kappa_{\perp}, \alpha_{\parallel}, \alpha_{\perp}, w_{\parallel}, w_{\perp}, s_{\parallel}, s_{\perp}) = n_0 N_{\text{RPBK}} \left(1 + \frac{w_{\parallel}^2}{\kappa_{\parallel}} \right)^{-\kappa_{\parallel} - s_{\parallel}} \left(1 + \frac{w_{\perp}^2}{\kappa_{\perp}} \right)^{-\kappa_{\perp} - s_{\perp}} e^{-\alpha_{\parallel}^2 w_{\parallel}^2 - \alpha_{\perp}^2 w_{\perp}^2} \quad (4)$$

is the regularized product-bi- κ (RPBK) distribution, with dimensionless velocities w_{\parallel}, w_{\perp} (for w see also above)

$$\begin{aligned} w &= \frac{v}{\Theta}, & w_{\parallel} &= \frac{v_{\parallel}}{\Theta_{\parallel}}, \\ w_{\perp} &= \frac{v_{\perp}}{\Theta_{\perp}}, & \vec{w} &= w_{\parallel} \vec{e}_{\parallel} + \vec{w}_{\perp} \end{aligned}$$

where \vec{w}_{\perp} is a vector in a plane perpendicular to \vec{e}_{\parallel} . We adopt the general case with two distinct positive cut-off parameters $\alpha_{\parallel} \neq \alpha_{\perp}$. In the limit of $\alpha_{\parallel}, \alpha_{\perp} \rightarrow 0$ f_{RBK} reduces to the standard bi- κ (BK) also known as bi-Kappa or bi-Lorentzian distribution

f_\bullet	$\lim_{\kappa, \kappa_\parallel, \kappa_\perp \rightarrow \infty} f_\bullet$
f_M	$n_0 N_M e^{-w^2}$
f_K	$n_0 N_M e^{-w^2} = f_M$
f_R	$n_0 N_R e^{-(1+\alpha^2)w^2} \simeq n_0 N_M e^{-w^2} = f_M$
f_{BK}	$n_0 N_{BM} e^{-w_\parallel^2 - w_\perp^2} = f_{BM}$
f_{PBK}	$n_0 N_{BM} e^{-w_\parallel^2 - w_\perp^2} = f_{BM}$
f_{RBK}	$n_0 N_{RBK} e^{-(1+\alpha_\parallel^2)w_\parallel^2 - (1+\alpha_\perp^2)w_\perp^2} \simeq n_0 N_{BM} e^{-w_\parallel^2 - w_\perp^2} = f_{BM}$
f_{RPBK}	$n_0 N_{RPBK} e^{-(1+\alpha_\parallel^2)w_\parallel^2 - (1+\alpha_\perp^2)w_\perp^2} \simeq n_0 N_{BM} e^{-w_\parallel^2 - w_\perp^2} = f_{BM}$

Table 1. The limits as $\kappa, \kappa_\parallel, \kappa_\perp \rightarrow \infty$ for the regularized distribution functions.

function, and f_{RPBK} reduces to the standard product-bi- κ (PBK), for $s_\parallel = 1$ and $s_\perp = 1$. Both these two standard forms are largely invoked in studies of anisotropic temperatures and their implications (see the introduction). Notice that with f_{RPBK} we have the ability to describe decoupled parallel and perpendicular components, with distinct temperatures ($T_\parallel \neq T_\perp$), and distinct power-indices ($\kappa_\parallel + s_\parallel \neq \kappa_\perp + s_\perp$). We have introduced also s_\parallel and s_\perp because in the literature Lazar et al. (2012) different values for s_\parallel and s_\perp are used. From the Table 3 (see below) a choice of $s_\parallel = s_\perp + 1/2$ is appropriate to obtain symmetric parallel and perpendicular pressure components. For a detailed discussion see below. In the limit of large parameters $\kappa, \kappa_\parallel, \kappa_\perp \rightarrow \infty$ the regularized κ distributions approach the corresponding Maxwellian (M) and Bi-Maxwellian (BM) distribution functions (see Table 1)

If $0 < \alpha_\parallel, \alpha_\perp < 1$ are small enough, Maxwellian limits of f_{RPBK} and f_{RBK} reduce both to a standard bi-Maxwellian, i.e., f_{BM} , with $N_{BM} = 1/(\pi^{3/2} \Theta_\parallel \Theta_\perp^2)$. For isotropic temperature ($\Theta_\parallel = \Theta_\perp = \Theta$) f_{BM} reduces to an isotropic Maxwellian, f_M , with $N_M = 1/(\pi^{1/2} \Theta)^3$. In the following we do not discuss the bi- κ distribution further, because it behaves similar to the standard κ -distribution, concerning the poles and higher order moments.

For drifting distributions we define a drift velocity

$$\vec{U}_a \equiv \Theta_a \vec{W}_a \quad (5)$$

and all moments will depend then on the dimensionless quantities $\vec{W}, W_\parallel, \vec{W}_\perp$ with $\vec{W} = W_\parallel \vec{e}_\parallel + \vec{W}_\perp$, with the appropriate normalization $\Theta, \Theta_\parallel, \Theta_\perp$ respectively. We neglect the argument of the moment M (similar for the tensor moments), when it is zero, i.e. $M(\vec{W} = \vec{0}) \equiv M(\vec{0}) \equiv M$. This representation is particularly important in magnetized plasmas, where the magnetic field imposes a preferential direction (parallel to the magnetic field, subscript \parallel), leading to gyrotropic distributions, which are isotropic in the plane perpendicular (subscript \perp) to the magnetic field.

3. MOMENTS AND MOST PROBABLE PARAMETERS

The moments of the distribution functions are integrals over the (entire) velocity space, where the volume elements are chosen accordingly to avoid complicated integrations. Thus, for the general moments we use Cartesian normalized volume elements d^3v , while for the normalized isotropic distribution functions f spherical volume elements $w^2 \sin \vartheta d\vartheta d\varphi dw$ are adopted, and for the anisotropic distribution functions we assume cylindrical symmetry, i.e., gyrotropic distributions typical in magnetized plasmas, with the corresponding normalized elements $w_\perp dw_\parallel dw_\perp d\vartheta$.

3.1. General expressions for arbitrary non-drifting distribution functions

We use the following general expressions for the principal moments (of the zero, first, second and third orders) and the most probable values defined for an arbitrary non-drifting distribution function f_a

$$n(\vec{r}, t) \equiv M^{(0)} = \int f(\vec{v}, t) d^3v \quad \text{number density} \quad (6a)$$

$$\vec{u}(\vec{r}, t) \equiv \vec{u} \equiv \vec{M}^{(1)} = \frac{1}{n(\vec{r}, t)} \int \vec{v} f(\vec{v}, t) d^3v \quad \text{drift velocity} \quad (6b)$$

$$u_p(\vec{r}, t) \equiv u_p \equiv M^{(1)} = \frac{1}{n(\vec{r}, t)} \int v f(\vec{v}, t) d^3v \quad \text{most probable speed} \quad (6c)$$

$$\vec{P}(\vec{r}, t) \equiv \vec{P} \equiv \vec{M}^{(2)} = \int \vec{v} \otimes \vec{v} f(\vec{v}, t) d^3v \quad \text{pressure tensor} \quad (6d)$$

$$\vec{Q}(\vec{r}, t) \equiv \vec{Q} \equiv \vec{M}^{(3)} = \int \vec{v} \otimes \vec{v} \otimes \vec{v} f(\vec{v}, t) d^3v \quad \text{heat flux tensor} \quad (6e)$$

$$\vec{q}(\vec{r}, t) \equiv \vec{q} \equiv \vec{M}^{(3)} = \int v^2 \vec{v} f(\vec{v}, t) d^3 v \quad \text{heat flux vector} \quad (6f)$$

$$q_p(\vec{r}, t) \equiv q_p \equiv M^{(3)} = \int v^3 f(\vec{v}, t) d^3 v \quad \text{most probable heat flux} \quad (6g)$$

\otimes is the dyadic product of vectors or tensors and $v = |\vec{v}|$. If the distribution function f is an even function in $w, w_{\parallel}, w_{\perp}$ (respectively in $v, v_{\parallel}, v_{\perp}$), the integrals involving the products with odd functions of \vec{v} (or equivalently \vec{v}) vanish. Thus, without calculation one has $\vec{u} = \vec{0}$ and $\vec{q} = \vec{0}$ and $\vec{Q} = \vec{0}$. Furthermore, in the pressure tensor only the elements in $\text{tr}(\vec{P}) \neq 0$, i.e. P_{11}, P_{22}, P_{33} remain. Note: to get the correct physical units for the mass flow, pressure, and heat flow the moments must be multiplied with the particle mass.

The situation is different, when we allow for a velocity shift (i.e. a drift or bulk velocity) $\vec{U} = \Theta \vec{W} \neq 0$ in the distribution function, i.e., $f(\vec{v} - \vec{U})$. In order to evaluate the moments, in the distribution function we replace $\vec{v} - \vec{U} \rightarrow \vec{v}'$, and, accordingly $v'^2 = (\vec{v} - \vec{U})^2$, and the integration variable to $\vec{v} = \vec{v}' + \vec{U}$ and $v^2 = (\vec{v}' + \vec{U})^2$. For the sake of simplicity we can drop “prime” and then find that $n(\vec{r}, t)$ remains unchanged, while the other moments become (with $\Theta > 0$)

$$\vec{u}(\vec{W}) = \vec{U} \quad (7a)$$

$$u_p(\vec{W}) = \frac{1}{n(\vec{r}, t)} \int |\vec{v} + \vec{U}| f(\vec{v}, t) d^3 v \quad (7b)$$

$$\vec{M}^{(2)}(\vec{W}) = \int (\vec{v} + \vec{U}) \otimes (\vec{v} + \vec{U}) f(\vec{v}, t) d^3 v \quad (7c)$$

$$= \int (\vec{v} \otimes \vec{v} + \vec{U} \otimes \vec{U}) f(\vec{v}, t) d^3 v$$

$$\vec{M}^{(3)}(\vec{W}) = \int (\vec{v} + \vec{U}) \otimes (\vec{v} + \vec{U}) \otimes (\vec{v} + \vec{U}) f(\vec{v}, t) d^3 v \quad (7d)$$

$$= \int (\vec{v} \otimes \vec{U} \otimes \vec{v} + \vec{v} \otimes \vec{v} \otimes \vec{U} + \vec{U} \otimes \vec{v} \otimes \vec{v} + \vec{U} \otimes \vec{U} \otimes \vec{U}) f(\vec{v}, t) d^3 v$$

$$\vec{q}(\vec{W}) = \int (\vec{v} + \vec{U})^2 (\vec{v} + \vec{U}) f(\vec{v}, t) d^3 v \quad (7e)$$

$$= \int (2(\vec{v} \cdot \vec{U}) \vec{v} + v^2 \vec{U} + U^2 \vec{U}) f(\vec{v}, t) d^3 v$$

$$q_p(\vec{W}) = \int |\vec{v} + \vec{U}|^3 f(\vec{v}, t) d^3 v \quad (7f)$$

where we have neglected all terms with an even times odd function. The second order moment can be written

$$\vec{M}^{(2)} = \vec{P} + n \vec{U} \vec{U}_s + n \vec{U} \vec{U}_a \quad (8)$$

where $\vec{U} \vec{U}_s$ is a symmetric tensor, with trace $\text{tr}(\vec{U} \vec{U}_s) = U_{11} + U_{22} + U_{33}$ and all other elements vanish, while $\vec{U} \vec{U}_a$ is an antisymmetric tensor with $\text{tr}(\vec{U} \vec{U}_a) = 0$, which describes the friction of the bulk speed. In a free flow we may neglect the latter. We may identify $n \text{tr}(\vec{U} \vec{U}_s)$ as the “directional” ram pressure of the bulk flow. Moreover, the zeroth, first, second and third order moment flow apparently have an analytic solution, while the third moment, most probable speed and heat flux do not have it in general. However, if we define the most probable quantity along a parallel or perpendicular direction, an analytic solution can be found and is given below.

3.2. Non-drifting distributions: $\vec{W} = \vec{0}$

The details of the calculation of the moments are given in the appendices, as explained below. The results are found in Table 2, where we have introduced the functions ${}_{[n]} \mathcal{U}_{[m]}(\kappa, \alpha)$;

$${}_{[m]} \mathcal{U}_{[n]}(\kappa, \alpha) = \frac{U \left(\frac{3+m}{2}, \frac{3+m}{2} - \kappa, \alpha^2 \kappa \right)}{U \left(\frac{3+n}{2}, \frac{3+n}{2} - \kappa, \alpha^2 \kappa \right)} \quad (9)$$

The indices n denote the numerator of the velocity integral, where the integrand is proportional to v^n , while m is analogous for the denominator. The denominator is in principal the normalisation, while the numerator describes the order of the moment (except for the RPBK distribution, see Appendix C for details). The function ${}_{[m]} \mathcal{U}_{[n]}$ can be expressed as the ratio of two Kummer U

	f_R (κ, α)	f_K (κ)	f_M
N	$\frac{1}{\sqrt{\pi^3 \kappa^3} \Theta^3} \mathcal{U}_{[0]}$	$\frac{\Gamma(\kappa)}{\Theta^3 \sqrt{\pi^3} \sqrt{\kappa^3} \Gamma(\kappa - \frac{1}{2})}$	$\frac{1}{\Theta^3 \sqrt{\pi^3}}$
\vec{u}	$\vec{0}$	$\vec{0}$	$\vec{0}$
u_p	$\frac{2}{\sqrt{\pi}} \Theta \sqrt{\kappa} \mathcal{U}_{[1]}$	$\frac{2}{\sqrt{\pi}} \Theta \sqrt{\kappa} \frac{\Gamma(\kappa-1)}{\Gamma(\kappa-\frac{1}{2})}$	$\frac{2}{\sqrt{\pi}} \Theta$
P_{11}	$\frac{1}{2} n_0 \Theta^2 \kappa \mathcal{U}_{[2]}$	$n_0 \Theta^2 \frac{\kappa}{2\kappa-3}$	$\frac{1}{2} n_0 \Theta^2$
$P_{22} = P_{33}$	$P_{11,R}$	$P_{11,K}$	$P_{11,M}$
$p_{ij}, i \neq j$	0	0	0
\vec{q}	$\vec{0}$	$\vec{0}$	$\vec{0}$
q_p	$\frac{4}{\sqrt{\pi}} n_0 \Theta^3 \sqrt{\kappa^3} \mathcal{U}_{[3]}$	$\frac{4}{\sqrt{\pi}} n_0 \Theta^3 \sqrt{\kappa^3} \frac{\Gamma(\kappa-2)}{\Gamma(\kappa-\frac{1}{2})}$	$\frac{4}{\sqrt{\pi}} n_0 \Theta^3$
\vec{Q}	$\vec{0}$	$\vec{0}$	$\vec{0}$

Table 2. The moments for non-drifting isotropic distribution functions including the standard κ -distribution.

(or two Tricomi) functions. Thus, for example, the pressure of the regularized κ -distribution is proportional to $\mathcal{U}_{[2]}$ (see Table 2).

In table 3 the moments for all non-drifting anisotropic distribution discussed above are given (for an explicit calculations see Appendix C). The function $\mathcal{W}_{[l,k]}(\kappa, \alpha_{\parallel}, \alpha_{\perp})$ is defined in a similar way like the function $\mathcal{U}_{[l]}$, but the last integral has to be solved numerically (see Eqs. C38, C46 and C47).

The indices n, m and k, l are for the parallel and perpendicular direction respectively. For the PBK we had to introduce two slightly different function $\mathcal{Y}_{[n]}^{\parallel}$ and $\mathcal{Y}_{[n]}^{\perp}$ (Eqs. C26 and C29). From these equations the moments of the other distributions (K, BK, and PBK) can easily be derived using Eqs. C49, C51 and C54

3.3. Drifting distributions: $\vec{W} \neq \vec{0}$

The velocity and pressure moments are discussed above and are generally given by

$$\vec{u} = \Theta \vec{W} \quad \vec{M}^{(2)} = \vec{P} + n \vec{U} \vec{U}. \quad (10)$$

Here we calculate the heat flow vector, and the most probable speeds and heat flows. The heat flow vectors for distribution functions with isotropic temperatures ($A = 1$) take the following form (see Eq. B17)

$$\vec{q} = (P_{11} + n \Theta a^2 W^2) \Theta \vec{W}. \quad (11)$$

For the anisotropic temperatures we obtain (see Eq. B20)

$$\vec{q} = 2(P_{11} \Theta_{\parallel} W_{\parallel}, P_{22} \Theta_{\perp} W_{\perp,1}, P_{22} \Theta_{\perp} W_{\perp,2})^T + [P_{11} + P_{22}] (\Theta_{\parallel} W_{\parallel}, \Theta_{\perp} W_{\perp,1}, \Theta_{\perp} W_{\perp,2})^T + n [\Theta_{\parallel}^2 W_{\parallel}^2 + \Theta_{\perp}^2 W_{\perp}^2] (\Theta_{\parallel} W_{\parallel}, \Theta_{\perp} W_{\perp,1}, \Theta_{\perp} W_{\perp,2})^T \quad (12)$$

The integrals are more complicated, when we treat the modulus of the velocity and the heat flow, i.e., the most probable speeds and the most probable heat flows, which are discussed in the following.

	f_{PBK} $(\kappa_{\parallel}, s_{\parallel}), (\kappa_{\perp}, s_{\perp})$	f_{RPBK} $(\kappa, \alpha_{\parallel}, s_{\parallel}), (\kappa, \alpha_{\perp}, s_{\perp})$	f_{BK} (κ)	f_{RBK} $(\kappa, \alpha_{\parallel}, \alpha_{\perp})$	f_{RBK} $(\kappa, \alpha_{\parallel} = \alpha_{\perp})$	f_{BM}
N	$\frac{\Gamma(\kappa_{\parallel} + s_{\parallel})(\kappa_{\perp} + s_{\perp} - 1)}{\sqrt{\pi^3} \Theta_{\parallel} \Theta_{\perp}^2 \sqrt{\kappa_{\parallel} \kappa_{\perp} \Gamma(\kappa_{\parallel} + s_{\parallel} - \frac{1}{2})}}$	$\frac{\prod_{[0]}^{\gamma_{s_{\parallel}}} \prod_{[0]}^{\gamma_{s_{\perp}}}}{\sqrt{\pi^3} \Theta_{\parallel} \Theta_{\perp}^2 \sqrt{\kappa_{\parallel} \kappa_{\perp}}}$	$\frac{\Gamma(\kappa)}{\sqrt{\pi^3} \kappa \Theta_{\parallel} \Theta_{\perp}^2 \Gamma(\kappa - \frac{1}{2})}$	$\frac{1}{\sqrt{\pi^3} \kappa^3 \Theta_{\parallel} \Theta_{\perp}^2} \mathcal{W}_{[0,0]}$	$\frac{1}{\sqrt{\pi^3} \kappa^3 \Theta_{\parallel} \Theta_{\perp}^2} \mathcal{Q}_{[0]} \mathcal{Q}_{[1]}$	$\frac{1}{\sqrt{\pi^3} \Theta_{\parallel} \Theta_{\perp}^2}$
\bar{u}	$\bar{0}$	$\bar{0}$	$\bar{0}$	$\bar{0}$	$\bar{0}$	$\bar{0}$
$u_{p_{\parallel}}$	$\frac{1}{\sqrt{\pi}} \Theta_{\parallel} \frac{\sqrt{\kappa} \Gamma(\kappa_{\parallel} + s_{\parallel} - 1)}{\Gamma(\kappa_{\parallel} + s_{\parallel} - \frac{1}{2})}$	$\frac{1}{\sqrt{\pi}} \Theta_{\parallel} \sqrt{\kappa_{\parallel}} \mathcal{Y}_{[1]}^{\parallel} \mathcal{Y}_{[0]}^{\parallel}$	$2 \Theta_{\parallel} \sqrt{\kappa} \frac{\Gamma(\kappa - 1)}{\Gamma(\kappa - \frac{1}{2})}$	$\frac{2}{\sqrt{\pi}} \Theta_{\parallel} \sqrt{\kappa} \mathcal{W}_{[1,0]} \mathcal{W}_{[0,0]}$	$\frac{2}{\sqrt{\pi}} \Theta_{\parallel} \sqrt{\kappa} \mathcal{Q}_{[1]} \mathcal{Q}_{[0]}$	$\frac{1}{\sqrt{\pi}} \Theta_{\parallel}$
$u_{p_{\perp}}$	$\frac{\sqrt{\pi}}{2} \Theta_{\perp} \frac{\Gamma(\kappa_{\perp} + s_{\perp} - \frac{3}{2})}{\Gamma(\kappa_{\perp} + s_{\perp} - 1)}$	$\frac{1}{2\sqrt{\pi}} \Theta_{\perp} \sqrt{\kappa_{\perp}} \mathcal{Y}_{[1]}^{\perp} \mathcal{Y}_{[0]}^{\perp}$	$\frac{2}{\sqrt{\pi}} \Theta_{\perp} \sqrt{\kappa} \frac{\Gamma(\kappa - 1)}{\Gamma(\kappa - \frac{1}{2})}$	$\frac{2}{\sqrt{\pi}} \Theta_{\perp} \sqrt{\kappa} \mathcal{W}_{[0,1]} \mathcal{W}_{[0,0]}$	$\frac{2}{\sqrt{\pi}} \Theta_{\perp} \sqrt{\kappa} \mathcal{Q}_{[1]} \mathcal{Q}_{[0]}$	$\frac{1}{2} \sqrt{\pi} \Theta_{\perp}$
P_1	$n \Theta_{\parallel}^2 \frac{\kappa_{\parallel}}{2(\kappa_{\parallel} + s_{\parallel}) - 3}$	$\frac{1}{2} n \Theta_{\parallel}^2 \kappa_{\parallel} \mathcal{Y}_{[2]}^{\parallel} \mathcal{Y}_{[0]}^{\parallel}$	$n \Theta_{\parallel}^2 \frac{\kappa}{2\kappa - 3}$	$\frac{3}{2} n \Theta_{\parallel}^2 \kappa \mathcal{W}_{[2,0]} \mathcal{W}_{[0,0]}$	$\frac{1}{2} n \Theta_{\parallel}^2 \kappa \mathcal{Q}_{[2]} \mathcal{Q}_{[0]}$	$\frac{1}{2} n \Theta_{\parallel}^2$
$P_2 = P_3$	$n \Theta_{\perp}^2 \frac{\kappa_{\perp}}{2(\kappa_{\perp} + s_{\perp}) - 4}$	$\frac{1}{2} n \Theta_{\perp}^2 \kappa_{\perp} \mathcal{Y}_{[2]}^{\perp} \mathcal{Y}_{[0]}^{\perp}$	$n \Theta_{\perp}^2 \frac{\kappa}{2\kappa - 3}$	$\frac{3}{4} n \Theta_{\perp}^2 \kappa \mathcal{W}_{[0,2]} \mathcal{W}_{[0,0]}$	$\frac{1}{2} n \Theta_{\perp}^2 \kappa \mathcal{Q}_{[2]} \mathcal{Q}_{[0]}$	$\frac{1}{2} n \Theta_{\perp}^2$
$P_{ij}, i \neq j$	0	0	0	0	0	0
\bar{q}	$\bar{0}$	$\bar{0}$	$\bar{0}$	$\bar{0}$	$\bar{0}$	$\bar{0}$
$q_{p_{\parallel}}$	$\frac{1}{\sqrt{\pi}} n \Theta_{\parallel}^3 \sqrt{\kappa_{\parallel}^3} \frac{\Gamma(\kappa_{\parallel} + s_{\parallel} - 2)}{\Gamma(\kappa_{\parallel} + s_{\parallel} - \frac{1}{2})}$	$\frac{1}{\sqrt{\pi}} n \Theta_{\parallel}^3 \sqrt{\kappa_{\parallel}^3} \mathcal{Y}_{[3]}^{\parallel} \mathcal{Y}_{[0]}^{\parallel}$	$\frac{2}{\sqrt{\pi}} n \Theta_{\parallel}^3 \sqrt{\kappa^3} \frac{\Gamma(\kappa - 2)}{\Gamma(\kappa - \frac{1}{2})}$	$\frac{4}{\sqrt{\pi}} n \Theta_{\parallel}^3 \sqrt{\kappa^3} \mathcal{W}_{[3,0]} \mathcal{W}_{[0,0]}$	$\frac{2}{\sqrt{\pi}} n \Theta_{\parallel}^3 \sqrt{\kappa^3} \mathcal{Q}_{[3]} \mathcal{Q}_{[0]}$	$\frac{1}{\sqrt{\pi}} n \Theta_{\parallel}^3$
$q_{p_{\perp}}$	$\frac{3\sqrt{\pi}}{4} n \Theta_{\perp}^3 \sqrt{\kappa^3} \frac{\Gamma(\kappa_{\perp} + s_{\perp} - \frac{3}{2})}{\Gamma(\kappa_{\perp} + s_{\perp} - 1)}$	$\frac{3\sqrt{\pi}}{4} n \Theta_{\perp}^3 \sqrt{\kappa^3} \mathcal{Y}_{[3]}^{\perp} \mathcal{Y}_{[0]}^{\perp}$	$\frac{3\sqrt{\pi}}{2} n \Theta_{\perp}^3 \sqrt{\kappa^3} \frac{\Gamma(\kappa - 2)}{2\Gamma(\kappa - \frac{1}{2})}$	$\frac{3\sqrt{\pi}}{2} n \Theta_{\perp}^3 \sqrt{\kappa^3} \mathcal{W}_{[0,3]} \mathcal{W}_{[0,0]}$	$\frac{3\sqrt{\pi}}{2} n \Theta_{\perp}^3 \sqrt{\kappa^3} \mathcal{Q}_{[3]} \mathcal{Q}_{[0]}$	$\frac{3}{4} \sqrt{\pi} n \Theta_{\perp}^3$
\bar{Q}	$\bar{0}$	$\bar{0}$	$\bar{0}$	$\bar{0}$	$\bar{0}$	$\bar{0}$

Table 3. The moments for non-drifting distribution functions. Column 7 provides the moments for the bi-Maxwellian.

	$y_i(W_{\parallel})$
$u_{p,BM_{\parallel}}$	$\frac{W_{\parallel}}{\alpha_{\parallel}} \text{erf}(W_{\parallel})$
$u_{p,RPBK_{\parallel}}$	$\frac{1}{2} W_{\parallel} \mathcal{Y}_{[0]}^{\parallel}(\kappa_{\parallel}, \alpha_{\parallel}) \left\{ [1]u(\kappa_{\parallel}, \alpha_{\parallel}) + [0]u(\kappa_{\parallel}, \alpha_{\parallel}) \right\}$
$u_{p,RBK_{\parallel}}$	$\frac{1}{2} W_{\parallel} \mathcal{Y}_{[0,0]}^{\parallel}(\kappa_{\parallel}, \kappa_{\perp}, \alpha_{\parallel}, \alpha_{\perp}) \left\{ [1,0]w^{\parallel}(\kappa_{\parallel}, \kappa_{\perp}, \alpha_{\parallel}, \alpha_{\perp}) + [1,0]w^{\parallel}(\kappa_{\parallel}, \kappa_{\perp}, \alpha_{\parallel}, \alpha_{\perp}) \right\}$

Table 4. The parameter y_i for the most probable parallel speed.

	$z_i(W_{\parallel})$
$q_{p,BM_{\parallel}}$	$\frac{1}{2\sqrt{\pi}} \left(\frac{1}{\pi\alpha_{\parallel}^3} + \frac{3W_{\parallel}^2}{\alpha_{\parallel}} \right) \left(e^{-\alpha_{\parallel}^2 W_{\parallel}^2} - 1 \right) + \frac{W_{\parallel} \text{erf}(\alpha_{\parallel} W_{\parallel})}{2\pi\alpha_{\parallel}^2} \left(\frac{3}{2} + 2\alpha_{\parallel}^2 W_{\parallel}^2 \right)$
$q_{p,RPBK_{\parallel}}$	$\mathcal{Y}_{[1]}^{\parallel}(\kappa_{\parallel}, \alpha_{\parallel}) \left(W_{\parallel}^3 [0]u(\kappa_{\parallel}, \alpha_{\parallel}) - 3W_{\parallel}^2 [1]u(\kappa_{\parallel}, \alpha_{\parallel}) + 3W_{\parallel} [2]u(\kappa_{\parallel}, \alpha_{\parallel}) - [3]u(\kappa_{\parallel}, \alpha_{\parallel}) \right)$
$q_{p,RBK_{\parallel}}$	$\mathcal{Y}_{[0,0]}^{\parallel}(\kappa_{\parallel}, \kappa_{\perp}, \alpha_{\parallel}, \alpha_{\perp}) \left(W_{\parallel}^3 [0,0]w^{\parallel}(\kappa_{\parallel}, \kappa_{\perp}, \alpha_{\parallel}, \alpha_{\perp}) - 3W_{\parallel}^2 [1,0]w^{\parallel}(\kappa_{\parallel}, \kappa_{\perp}, \alpha_{\parallel}, \alpha_{\perp}) \right. \\ \left. + 3W_{\parallel} [2,0]w^{\parallel}(\kappa_{\parallel}, \kappa_{\perp}, \alpha_{\parallel}, \alpha_{\perp}) - [3,0]w^{\parallel}(\kappa_{\parallel}, \kappa_{\perp}, \alpha_{\parallel}, \alpha_{\perp}) \right)$

Table 5. The z_i parameter for the most probable parallel heat flow.

3.3.1. The most probable parallel speed and heat flow

The most probable parallel speed for anisotropic distribution functions can be written as (see Appendix D, Eqs. D58 and D65):

$$u_{p_{\parallel}}(W_{\parallel}) = u_{p_{\parallel}}(0) + \Theta_{\parallel} y_i(W_{\parallel}) \quad (13)$$

$$q_{p_{\parallel}}(W_{\parallel}) = q_{p_{\parallel}} + 3\Theta_{\parallel} W_{\parallel} P_{22p_{\parallel}}(\vec{0}) + 2n\Theta_{\parallel}^3 z_i \quad (14)$$

and for the RPBK and RBK distributions y_i and z_i are given in Table 4 and Table 5.

The case $|W_{\parallel}| \ll 1$ —The values y and z can be assumed negligible for small values of $|W_{\parallel}| \ll 1$ and $0 < \alpha_{\parallel} \ll 1$, implying that we can simplify ${}_{[n]}u$, then the required integrals have values between $\{0 \dots |W_{\parallel}|\}$ and $|w_{\parallel}|$ is also small. Thus, we may approximate the exponential in Eq. D58

$$\left(1 + \frac{w_{\parallel}^2}{\kappa} \right)^{-\kappa-1} e^{-\alpha_{\parallel}^2 w_{\parallel}^2} \approx \left(1 + \frac{w_{\parallel}^2}{\kappa} \right)^{-\kappa-1} \left(1 - \alpha_{\parallel}^2 w_{\parallel}^2 + \frac{\alpha_{\parallel}^4 w_{\parallel}^4}{2} \dots \right) \quad (15)$$

and the leading term of the functions ${}_{[i]}u$ can easily be calculated as

$$[0]u(\kappa_{\parallel}, \alpha_{\parallel}) \approx W_{\parallel} [2]F_{[1]} \left(\left[\frac{1}{2}, \kappa + 1 \right], \left[\frac{3}{2} \right], -\frac{W_{\parallel}^2}{\kappa} \right) \dots$$

$$[1]u(\kappa_{\parallel}, \alpha_{\parallel}) \approx \frac{1}{2} - \frac{1}{2} \kappa^{\kappa} (W_{\parallel}^2 + \kappa)^{-\kappa} \dots$$

$$[2]u(\kappa_{\parallel}, \alpha_{\parallel}) \approx W_{\parallel}^3 [2]F_{[1]} \left(\left[\frac{3}{2}, \kappa + 1 \right], \left[\frac{5}{2} \right], -\frac{W_{\parallel}^2}{\kappa} \right) \dots$$

$$[3]u(\kappa_{\parallel}, \alpha_{\parallel}) \approx \frac{\kappa}{2(\kappa-1)} \left\{ 1 - \kappa^{\kappa} (W_{\parallel}^2 + 1) (W_{\parallel}^2 + \kappa)^{-\kappa} \right\} \dots$$

A similar approximation for the ${}_{[i,m]}w$, leads to (see Appendix C, Eq.C38)

$${}_{[i,1]}w^{\parallel} \approx \frac{1}{2} e^{\alpha_{\perp}^2 \kappa} \kappa^{\kappa} \alpha_{\perp}^{2\kappa} \Gamma(-\kappa, \alpha_{\perp}^2 \kappa) \alpha_{\parallel}^{i+1} [2]F_{[1]} \left(\left[\frac{i+1}{2}, \kappa + 1 \right], \left[\frac{i+3}{2} \right], -\frac{W_{\parallel}^2}{\kappa} \right) \quad (16)$$

	\mathcal{S}_0
$f_{\text{BM}\perp}$	$\frac{\sqrt{\pi^3}}{2\alpha_{\parallel}\alpha_{\perp}}$
$f_{\text{RPBK}\perp}$	${}_{[0]}Y_{[1]}^{(1)}(\kappa_{\perp}, \alpha_{\perp})$
$f_{\text{RBK}\perp}$	${}_{[0,0]}W_{[0,1]}(\kappa_{\parallel}, \kappa_{\perp}, \alpha_{\parallel}, \alpha_{\perp})$

Table 6. The most probable perpendicular speed.

for $i \in \{0, 1, 2, 3\}$. The Taylor expansion for z_{RPBK} gives

$$z_{\text{RPBK}} \approx \frac{W_{\parallel}^4}{4} \quad (17)$$

Thus, the values $y_{\text{RPBK}}, z_{\text{RPBK}}$ are negligible if the parallel drift speed W_{\parallel} is small.

3.3.2. The perpendicular most probable speed

The most probable speeds and heat flow are calculated in the Appendix D. For a constant drift velocity \vec{W} the most probable speed and heat flow are given by:

$$u_{p\perp}(W_{\perp}) = u_{p\perp}(\vec{0}) + n\Theta_{\parallel}\Theta_{\perp}^3 W_{\perp}^2 N \mathcal{S}_0 \quad (18)$$

$$q_{p\perp}(W_{\perp}) = q_{p\perp}(\vec{0}) + 2\pi\Theta_{\perp}^2 [1 + W_{\perp}^2] u_{p\perp}(\vec{0}) + n\Theta_{\parallel}\Theta_{\perp}^5 W_{\perp}^4 N \mathcal{S}_0 \quad (19)$$

where \mathcal{S}_0 is given in Table 6. In the special case $\vec{W}_{w\perp} = a \frac{\vec{w}_{\perp}}{w_{\perp}}$ with $a \in \mathbb{R}$, we can use Eq. D66 and D68 to evaluate the most probable speed and heat flow to

$$u_{p\perp}(\vec{W}_{w\perp}) = u_{p\perp}(\vec{0}) + a\Theta_{\perp} + a^2\Theta_{\parallel}\Theta_{\perp}^3 N \mathcal{S}_0$$

$$q_{p\perp}(\vec{W}_{w\perp}) = q_{p\perp}(\vec{0}) + a\Theta_{\perp} P_{22\perp}(\vec{0}) + a^2\Theta_{\perp}^2 u_{p\perp}(\vec{0}) + a^3 n\Theta_{\perp}^3 + a^4 n\Theta_{\parallel}\Theta_{\perp}^5 N \mathcal{S}_0$$

The above assumption about $\vec{W}_{w\perp}$ can be applied for shrinking or expanding perpendicular dynamics. But a thorough discussion would go far beyond the scope of this paper. In the general case, where $\vec{w}_{\perp} = \vec{w}_{\perp 1} + \vec{w}_{\perp 2}$ no analytic solution was found (see appendix D).

4. ILLUSTRATION AND DISCUSSION

We have calculated in Table 1 and 2 the pressure components P_{11}, P_{22}, P_{33} . Now we want to describe the components P_{\parallel} and P_{\perp} , i.e., the parallel and perpendicular pressure components as well as the respective temperature components. For the parallel temperature we use the classical definition, with temperature defined as the average kinetic energy

$$k_{\text{B}}T_{\parallel} = \frac{m}{n_0} \int_{-\infty}^{\infty} v_{\parallel}^2 f(v_{\parallel}) dv_{\parallel} = \frac{m}{n_0} P_{11} \equiv \frac{m}{n_0} P_{\parallel} \quad (20)$$

where we have used the decomposition $\vec{v} = v_{\parallel}\vec{e}_{\parallel} + v_{\perp,1}\vec{e}_{\perp,1} + v_{\perp,2}\vec{e}_{\perp,2}$ and the factor $1/n_0$ to get the correct physical units. Here we assume that the perpendicular vectors have the same components in both directions with the unit vectors $\vec{e}_{\perp,1,2}$. In general \vec{v}_{\perp} does not need to have the same value in direction $\vec{e}_{\perp,1}$ and $\vec{e}_{\perp,2}$ which leads to a fully anisotropic distribution function $v_{\parallel} \neq v_{\perp,1} \neq v_{\perp,2}$, especially the perpendicular temperatures and pressures are also anisotropic (see Effenberger et al. 2012b, for a discussion of cosmic ray diffusion). Usually, one is only interested in a decomposition of, say, the magnetic field in a parallel and isotropic perpendicular components. A more general decomposition of the velocity components would also lead to a more general (R)BK where v_{\perp} has to be decomposed, then a full 3D Cartesian integration with constants $\Theta_x, \Theta_y, \Theta_z$ and $\alpha_x, \alpha_y, \alpha_z$ has to be carried out. For most purposes is sufficient to assume an isotropic perpendicular distribution functions and use only the amplitudes v_{\parallel} and v_{\perp} .

This leads for the bi-Maxwellian distribution (BM) to the classical expression $k_{\text{B}}T_{\parallel} = m\Theta_{\parallel}^2/2$, where Θ_{\parallel} is the classical thermal speed (see Table 2). Now defining the perpendicular temperature, one needs to be a little more careful, because the integration is now over \vec{v}_{\perp}^2

$$k_{\text{B}}T_{\perp} \equiv \frac{m}{2n_0} \int_0^{\infty} (\vec{v}_{\perp,1}^2 + \vec{v}_{\perp,2}^2) f(v_{\perp}) v_{\perp} dv_{\perp} = \frac{m}{2n_0} (P_{22} + P_{33}) = \frac{m}{n_0} P_{22} = \frac{m}{n_0} P_{33} \equiv \frac{m}{n_0} P_{\perp} \quad (21)$$

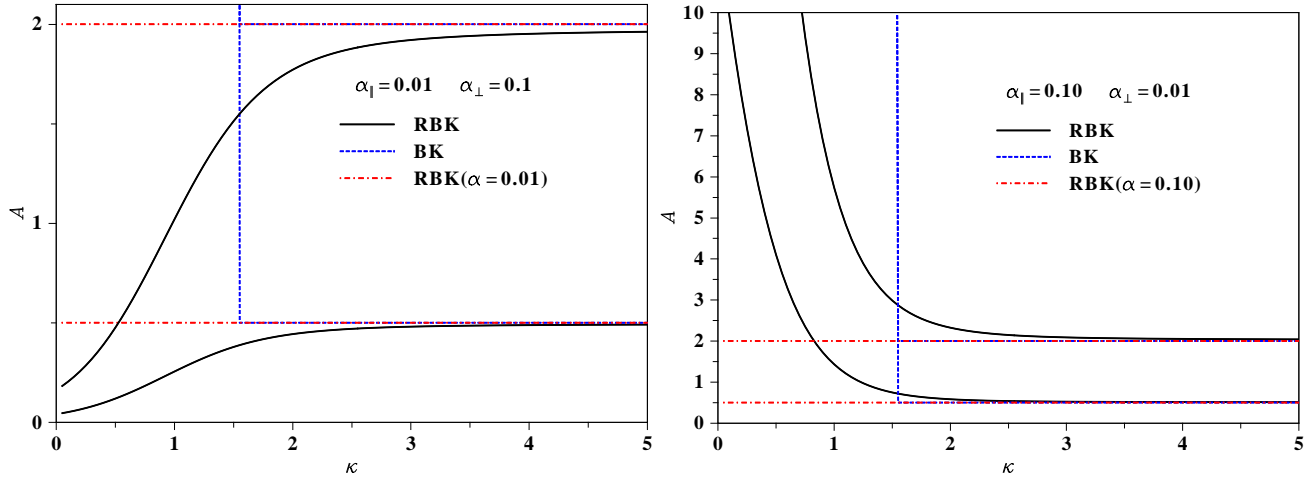


Figure 1. The anisotropy A . In the left panel the anisotropy for $\alpha_{\parallel} = 0.01$ and $\alpha_{\perp} = 0.1$ is shown and vice versa in the right panel. The anisotropy is chosen in such a way that for large κ values $A = \Theta_{\perp}^2/\Theta_{\parallel}^2$ has a constant value, for the upper curves this is $A = 2$ and for the lower curves $A = 1/2$. For more details see text.

the latter identities hold with the assumption of a gyrotropic distribution function (e.g. in magnetized plasmas) $P_{22} = P_{33}$.

The above result holds true for all distribution functions discussed here, even if they are not separable in the integrals discussed below. For the pressure (temperature) it turns out that the parallel and perpendicular components are mutually independent. This may hold true for more complicated distribution functions.

4.1. Temperature anisotropy

We do not discuss the details of the RPBK or PBK because in the limit of $\kappa_{\parallel} = \kappa_{\perp}$ and $\Theta_{\parallel} = \Theta_{\perp}$ they do not approach the isotropic case. This is due to the fact, that when multiplying the two factors in Eq. 5 (for $\kappa_{\parallel} + s_{\parallel} = \kappa_{\perp} + s_{\perp}$) we are always left with a bi-quadratic term $v_{\parallel}^2 v_{\perp}^2$. In the literature often $s_{\parallel} = s_{\perp} = 1$ is used (e.g. Lazar et al. 2012, and references therein) which leads to an asymmetric expression for the pressures P_{11} and P_{22} , while these terms for the other discussed distribution functions (see Table 3) are symmetric. We can heal this behavior by choosing $s_{\parallel} = s_{\perp} + 1/2$ which leads to $\kappa_{\perp} + s_{\perp} = \kappa_{\parallel} + s_{\parallel} + 1/2$.

In Fig. 1 we have in both panels plotted the anisotropy $A = T_{\perp}/T_{\parallel}$ which, in the limit $\kappa \rightarrow \infty$, becomes either $A = \Theta_{\perp}^2/\Theta_{\parallel}^2 = 2$ or $A = 1/2$ for our two cases discussed in Fig. 1. The red curves denote the case when in the RKB $\alpha = \alpha_{\perp} = \alpha_{\parallel}$, as one can see the anisotropy remains at the same value (for $A = 2$ the red upper curves in both panels and for $A = 1/2$ the lower red curves.) The BK is given by the blue curves, which are identical to the red ones in the range $\kappa > 1.5$, below that values the BK is not defined and at $\kappa = 1.5$ it is infinite. The interesting case are the black curves, which change the anisotropy for small $\kappa < 1.5$. In the left panel the cutoff parameters are $\alpha_{\parallel} = 0.01$ and $\alpha_{\perp} = 0.1$ and in the right panel $\alpha_{\parallel} = 0.1$ and $\alpha_{\perp} = 0.01$. The interesting case is that, as one can see in the left panel, the anisotropy, which is $A = 2$ for high κ values, changes its behavior from a $A > 1$ to $A < 1$ with an intersection point κ_s where $A_s = 1$ and the anisotropy vanishes. Thus, for $A = 2$ the perpendicular temperature is higher than the parallel one, both become equal at the critical point κ_s , and for smaller $\kappa < \kappa_s$ the parallel temperature becomes higher than the perpendicular one.

In the right panel of Fig. 1 ($\alpha_{\parallel} = 0.1, \alpha_{\perp} = 0.01$) the anisotropy increases for small κ values to very large values. Especially, in the case $A = 1/2$ it becomes higher than one and, thus, the perpendicular temperature becomes higher than the parallel one. This behavior can be explained, because the stronger cutoff $\alpha_{\parallel} > \alpha_{\perp}$ (i.e. less high speed particles) contributes to the pressure and that causes the anisotropy variation for small κ 's, while for larger κ values the distribution functions become more Maxwellian, and thus suppress the high speed contributions. The above described feature needs further discussions and is especially interesting for the stability of anisotropic plasmas (e.g. Shaaban et al. 2019, and references therein).

The RBK distribution for $\alpha_{\parallel} = \alpha_{\perp}$ (red curves) has a constant anisotropy which does not change with κ . The behavior of the BK-distribution is similar, except that anisotropy cannot be defined for $\kappa \leq 3/2$.

4.2. The heat flow vector for the drifting RK and RBK distributions

In Fig. 2 and 3 the heat flow is calculated for the drifting K and RK distributions (DK and DRK) as well as the BK and RBK distributions (DBK and DRBK) for the same drift vector $\vec{W} = (0.7, 1, 1.5)^T = (W_{\parallel}, W_{\perp,1}, W_{\perp,2})^T$, according to Eq. 11 for the isotropic and to Eq. 12 for the anisotropic temperatures. In Fig. 2 it can be seen that the heat flow is a constant factor for all three

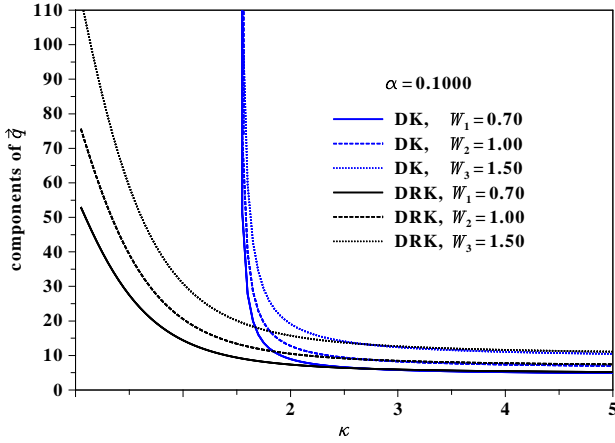


Figure 2. The heat flow for the DK- (blue) and the DRK-distributions (black) is shown for the components of the drift vector $\vec{W} = (W_1, W_2, W_3)^T$. The curves only differ by the values of the components of the drift vector \vec{W} . See text for a discussion.

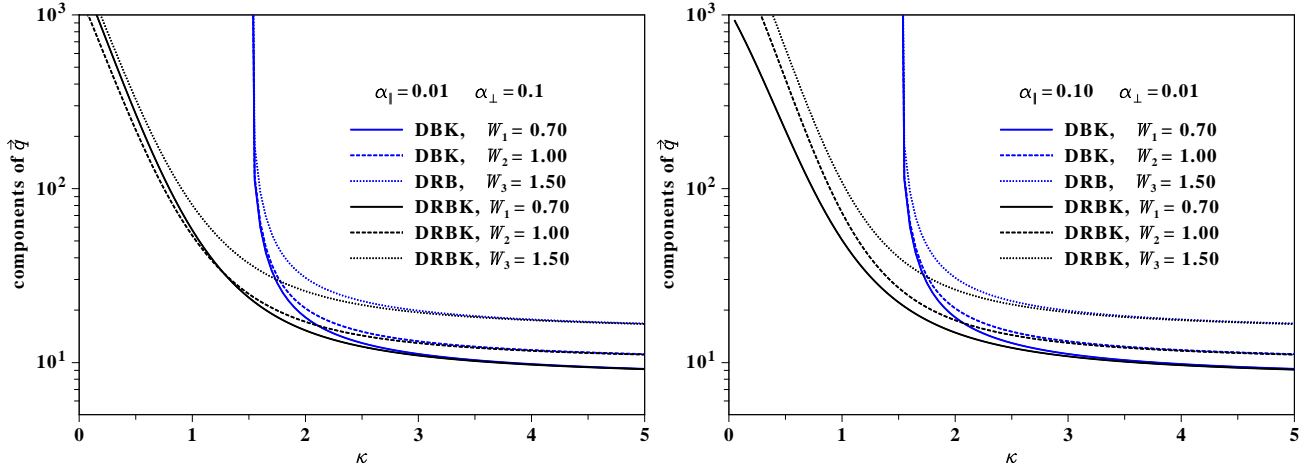


Figure 3. Similar as in Fig. 2 for the anisotropic heat flow for the DBK- (blue) and DRBK-distribution (black). The left panel is for the cutoff parameter $\alpha_{\parallel} = 0.01$ and $\alpha_{\perp} = 0.1$ and the lower one for $\alpha_{\parallel} = 0.10$ and $\alpha_{\perp} = 0.1$

components (see Eq. 11) and, thus, depends strongly on the values of the drift vector \vec{W} for both the DK (blue) and DRK (black) distributions.

The heat flows obtained in the case of DRBK- and DBK-distributions are shown in Fig. 3 as black and blue curves, respectively. In both panels $A = 1/2$. They have a more interesting feature: As can be seen in the left panel (for $\alpha_{\parallel} = 0.01, \alpha_{\perp} = 0.1$) the parallel component $W(1)$ intersects one of the perpendicular components, i.e., $W(2)$ and marginally for very small κ -values touches the $W(3)$ component. In the right panel (for $\alpha_{\parallel} = 0.1, \alpha_{\perp} = 0.01$) the curves do not intersect, but are obviously not parallel for small κ values. If the heat flow components intersect for $\kappa < 2$ depends on the choice of the drift vector components.

Thus, if $W_{\perp,1} \neq W_{\perp,2}$ the drift in the two perpendicular directions differs and one can expect non-isotropic turbulence or more complex diffusion tensors for cosmic ray propagation Effenberger et al. (2012a,b). Again, this behavior needs further research and comparison with data. But this is not the goal of this work.

5. CONCLUSIONS AND PERSPECTIVES

We have introduced new regularized forms for the anisotropic κ -distributions which can reproduce temperature anisotropies (i.e., the regularized bi- κ (RBK) and the regularized product bi- κ (PBK) distributions) and arbitrary drifts or flow speeds. We have shown that these distributions admit all higher order moments, which are well defined for all values of κ . In section III we have estimated these moments e.g. the pressure and heat flux tensors, as well as the heat flow vector. For an illustration, in section IV we have discussed the parallel and perpendicular components of the temperature (pressure) and their anisotropies. In addition we have also estimated the heat flow components for representative drifting distributions, i.e. DRBK and DRPBK by

contrast with the DBK and DPBK. The case of DRPBK is not discussed in detail because of the problems to recover the standard BK for isotropic temperatures.

For RBK and BK we discussed the general case, when the cutoff parameters $\alpha_{\parallel} \neq \alpha_{\perp}$ and we found that the anisotropy parameter A not only depends on the ratio of the “thermal speeds” $\Theta_{\perp}/\Theta_{\parallel}$ but also on κ and the cutoff parameters $(\alpha_{\parallel}, \alpha_{\perp})$. Interestingly, the ratio A can drop from values above one to those below one, and vice versa. Also the heat flow vector for the RBK distribution shows a similar interesting feature: The heat flow components as function of κ can intersect for small values ($\kappa < 1.5$). The intersection point κ_s depends on the components of the drift vector \vec{W} (or macroscopic fluid vector). These new features can have important consequences for the interpretation of various properties of anisotropic plasmas, for example dispersion and stability properties, which will in future be studied in more detail.

ACKNOWLEDGEMENTS

KS and HF are grateful to the *Deutsche Forschungsgemeinschaft, DFG* funding the projects SCHE334/10-1 and FI706/15-1, respectively. ML acknowledges support from the Katholieke Universiteit Leuven, Ruhr-University Bochum and Alexander von Humboldt Foundation. These results were obtained in the framework of the projects G0A2316N (FWO–Vlaanderen) and SCHL 201/35-1 (DFG–German Research Foundation). We also appreciate the support from the International Space Science Institute (ISSI) for hosting the international ISSI team on Kappa Distributions: From Observational Evidences via Controversial Predictions to a Consistent Theory of Suprathermal Space Plasmas, which triggered many fruitful discussions that were beneficial for the work presented here

REFERENCES

- Abramowitz, M., & Stegun, I. A. 1972, Handbook of Mathematical Functions
- Astfalk, P., & Jenko, F. 2016, Journal of Geophysical Research (Space Physics), 121, 2842, doi: [10.1002/2015JA022267](https://doi.org/10.1002/2015JA022267)
- dos Santos, M. S., Ziebell, L. F., & Gaelzer, R. 2017, Ap&SS, 362, 18, doi: [10.1007/s10509-016-2997-4](https://doi.org/10.1007/s10509-016-2997-4)
- Effenberger, F., Fichtner, H., Scherer, K., et al. 2012a, ApJ, 750, 108, doi: [10.1088/0004-637X/750/2/108](https://doi.org/10.1088/0004-637X/750/2/108)
- Effenberger, F., Fichtner, H., Scherer, K., & Büsching, I. 2012b, A&A, 547, A120, doi: [10.1051/0004-6361/201220203](https://doi.org/10.1051/0004-6361/201220203)
- Eliasson, B., & Lazar, M. 2015, Physics of Plasmas, 22, 062109, doi: [10.1063/1.4922479](https://doi.org/10.1063/1.4922479)
- Gradshteyn, I. S., & Ryzhik, I. M. 2007, Table of integrals, series, and products (Elsevier/Academic Press, Amsterdam), xlviii+1171
- Kim, S., Schlickeiser, R., Yoon, P. H., López, R. A., & Lazar, M. 2017, Plasma Physics and Controlled Fusion, 59, 125003, doi: [10.1088/1361-6587/aa8898](https://doi.org/10.1088/1361-6587/aa8898)
- Lazar, M., Fichtner, H., & Yoon, P. H. 2016, A&A, 589, A39, doi: [10.1051/0004-6361/201527593](https://doi.org/10.1051/0004-6361/201527593)
- Lazar, M., Pierrard, V., Poedts, S., & Schlickeiser, R. 2012, Astrophysics and Space Science Proceedings, 33, 97, doi: [10.1007/978-3-642-30442-2_12](https://doi.org/10.1007/978-3-642-30442-2_12)
- Lazar, M., & Poedts, S. 2014, MNRAS, 437, 641, doi: [10.1093/mnras/stt1914](https://doi.org/10.1093/mnras/stt1914)
- Lazar, M., Poedts, S., & Fichtner, H. 2015, A&A, 582, A124, doi: [10.1051/0004-6361/201526509](https://doi.org/10.1051/0004-6361/201526509)
- Lazar, M., Poedts, S., & Schlickeiser, R. 2011, MNRAS, 410, 663, doi: [10.1111/j.1365-2966.2010.17472.x](https://doi.org/10.1111/j.1365-2966.2010.17472.x)
- Lazar, M., Shaaban, S. M., Poedts, S., & Štverák, Š. 2017, MNRAS, 464, 564, doi: [10.1093/mnras/stw2336](https://doi.org/10.1093/mnras/stw2336)
- Lazar, M., Yoon, P. H., López, R. A., & Moya, P. S. 2018, Journal of Geophysical Research (Space Physics), 123, 6, doi: [10.1002/2017JA024759](https://doi.org/10.1002/2017JA024759)
- Leubner, M. P., & Schupfer, N. 2002, Nonlinear Processes in Geophysics, 9, 75
- Maksimovic, M., Zouganelis, I., Chaufray, J.-Y., et al. 2005, Journal of Geophysical Research (Space Physics), 110, A09104, doi: [10.1029/2005JA011119](https://doi.org/10.1029/2005JA011119)
- Olbert, S. 1968, in Astrophysics and Space Science Library, Vol. 10, Physics of the Magnetosphere, ed. R. D. L. Carovillano & J. F. McClay, 641
- Oldham, K., Myland, J., & Spanier, J. 2010, An Atlas of Functions: with Equator, the Atlas Function Calculator, An Atlas of Functions (Springer New York). <https://books.google.de/books?id=UrSnNeJW10YC>
- Pierrard, V., & Lazar, M. 2010, Sol. Phys., 267, 153, doi: [10.1007/s11207-010-9640-2](https://doi.org/10.1007/s11207-010-9640-2)
- Scherer, K., Fichtner, H., & Lazar, M. 2017, EPL (Europhysics Letters), 120, 50002, doi: [10.1209/0295-5075/120/50002](https://doi.org/10.1209/0295-5075/120/50002)
- Shaaban, S. M., Lazar, M., Astfalk, P., & Poedts, S. 2018, Journal of Geophysical Research (Space Physics), 123, 1754, doi: [10.1002/2017JA025066](https://doi.org/10.1002/2017JA025066)
- Shaaban, S. M., Lazar, M., López, R. A., Fichtner, H., & Poedts, S. 2019, MNRAS, 483, 5642, doi: [10.1093/mnras/sty3377](https://doi.org/10.1093/mnras/sty3377)
- Summers, D., & Thorne, R. M. 1991, Physics of Fluids B, 3, 1835, doi: [10.1063/1.859653](https://doi.org/10.1063/1.859653)

- Štverák, Š., Trávníček, P., Maksimovic, M., et al. 2008, *Journal of Geophysical Research (Space Physics)*, 113, A03103, doi: [10.1029/2007JA012733](https://doi.org/10.1029/2007JA012733)
- Vasyliunas, V. M. 1968, in *Astrophysics and Space Science Library*, Vol. 10, *Physics of the Magnetosphere*, ed. R. D. L. Carovillano & J. F. McClay, 622
- Viñas, A. F., Moya, P. S., Navarro, R. E., et al. 2015, *Journal of Geophysical Research (Space Physics)*, 120, 3307, doi: [10.1002/2014JA020554](https://doi.org/10.1002/2014JA020554)
- Yoon, P. H., Lazar, M., Scherer, K., Fichtner, H., & Schlickeiser, R. 2018, *ApJ*, 868, 131, doi: [10.3847/1538-4357/aab94](https://doi.org/10.3847/1538-4357/aab94)
- Ziebell, L. F., & Gaelzer, R. 2017, *Physics of Plasmas*, 24, 102108, doi: [10.1063/1.5002136](https://doi.org/10.1063/1.5002136)

APPENDIX

A. VECTOR AND TENSOR NOTATION

The dyadic and higher products are given by:

$$\vec{v} \otimes \vec{v} = \overleftrightarrow{V} = (v_i v_j) \quad (\text{A1})$$

$$\vec{v} \otimes \vec{v} \otimes \vec{v} = \overleftrightarrow{VV} = (v_i v_j v_k)$$

We have to distinguish between the heat flux tensor \overleftrightarrow{Q} and the heat flux vector \vec{q} :

$$\overleftrightarrow{Q} = \int \vec{v} \otimes \vec{v} \otimes \vec{v} f d^3 v \quad (\text{A2})$$

$$\vec{q} = \int v^2 \vec{v} d^3 v \quad (\text{A3})$$

The latter is also sometimes expressed as $\text{tr}(\overleftrightarrow{Q})$.

A.1. Spherical coordinates

We define the spherical velocity vector as

$$\vec{v} = (v \cos \varphi \sin \vartheta, v \sin \varphi \sin \vartheta, v \cos \vartheta)^T \quad (\text{A4})$$

so that, with $w = \frac{v}{\Theta}$

$$\Rightarrow \vec{v} = w \Theta (\cos \varphi \sin \vartheta, \sin \varphi \sin \vartheta, \cos \vartheta)^T \quad (\text{A5})$$

and the volume element is

$$d^3 v = \Theta^3 w^2 \sin \vartheta d\varphi d\vartheta dw \quad (\text{A6})$$

and the dyadic product is:

$$\vec{v} \otimes \vec{v} = \overleftrightarrow{V} = (v_i v_j) = v^2 \begin{pmatrix} \cos^2 \varphi \sin^2 \vartheta & \cos \varphi \sin \varphi \sin^2 \vartheta & \cos \varphi \sin \vartheta \cos \vartheta \\ \cos \varphi \sin \varphi \sin^2 \vartheta & \sin^2 \varphi \sin^2 \vartheta & \sin \varphi \sin \vartheta \cos \vartheta \\ \cos \varphi \sin \vartheta \cos \vartheta & \sin \varphi \sin \vartheta \cos \vartheta & \cos^2 \vartheta \end{pmatrix}$$

$$\vec{v} \otimes \vec{v} \otimes \vec{v} = \overleftrightarrow{VV} = (v_i v_j v_k) \quad (\text{A7})$$

which is not explicitly given here, but it could be easily written out.

A.2. Cylindrical coordinates

We define

$$\vec{v} = (v_{\parallel}, v_{\perp} \cos \vartheta, v_{\perp} \sin \vartheta)^T \quad (\text{A8})$$

with

$$w_{\parallel} = \frac{v_{\parallel}}{\Theta_{\parallel}}, \quad w_{\perp} = \frac{v_{\perp}}{\Theta_{\perp}}$$

$$\Rightarrow \vec{v} = (\Theta_{\parallel} w_{\parallel}, \Theta_{\perp} w_{\perp} \cos \vartheta, \Theta_{\perp} w_{\perp} \sin \vartheta)^T \quad (\text{A9})$$

and the volume element is

$$d^3 v = \Theta_{\parallel} \Theta_{\perp}^2 w_{\parallel} dw_{\parallel} dw_{\perp} d\vartheta \quad (\text{A10})$$

and the dyadic product is:

$$\vec{v} \otimes \vec{v} = \overleftrightarrow{V} = (v_i v_j) = \begin{pmatrix} v_{\parallel}^2 & v_{\parallel} v_{\perp} \cos \vartheta & v_{\parallel} v_{\perp} \sin \vartheta \\ v_{\parallel} v_{\perp} \cos \vartheta & v_{\perp}^2 \cos^2 \vartheta & v_{\perp}^2 \sin \vartheta \cos \vartheta \\ v_{\parallel} v_{\perp} \sin \vartheta & v_{\perp}^2 \sin \vartheta \cos \vartheta & v_{\perp}^2 \sin^2 \vartheta \end{pmatrix} \quad (\text{A11})$$

B. MOMENTS AND MOST PROBABLE PARAMETER

In the following we drop the indices of the distribution functions f and normalization constants N to save writings. It is clear from the context which of the above presented distribution functions is meant in what follows. Note: All moments are normalised to the mass.

B.1. Spherical coordinates

In order to calculate the normalisation constant N , we use $f' = \frac{f}{nN}$ in the 0th order moment. With the isotropic volume element the moments equations Eq. 6 are

$$\frac{1}{N} = 4\pi\Theta^3 \int_0^\infty f' w^2 dw \quad (\text{B12a})$$

$$u_p = \frac{4\pi\Theta^4}{n} \int_0^\infty w^3 f dw \quad (\text{B12b})$$

$$\begin{aligned} \vec{P} &= \Theta^5 \int_0^\infty \int_0^{2\pi} \int_0^\pi \begin{pmatrix} \cos^2 \varphi \sin^2 \vartheta & 0 & 0 \\ 0 & \sin^2 \varphi \sin^2 \vartheta & 0 \\ 0 & 0 & \cos^2 \vartheta \end{pmatrix} f w^4 \sin \vartheta d\vartheta d\varphi dw \\ &= \Theta^5 \frac{4}{3} \pi \begin{pmatrix} 1 & 0 & 0 \\ 0 & 1 & 0 \\ 0 & 0 & 1 \end{pmatrix} \int_0^\infty f w^4 dw \end{aligned} \quad (\text{B12c})$$

$$q_p = 4\pi\Theta^6 \int_0^\infty w^5 f dw \quad (\text{B12d})$$

Only the quadratic terms in $\sin \vartheta$ and $\cos \vartheta$ survive for \vec{P} , and, thus, $P_{ij} = 0$, $\forall i \neq j$.

B.2. Cylindrical coordinates

We introduce also the most probable speed $u_{p\parallel}$ along w_{\parallel} and $u_{p\perp}$ along w_{\perp} :

$$\frac{1}{N} = \Theta_{\parallel} \Theta_{\perp}^2 \int_0^{2\pi} \int_0^\infty \int_{-\infty}^\infty f' w_{\perp} dw_{\parallel} dw_{\perp} d\vartheta \quad (\text{B13a})$$

$$u_p = \frac{\Theta_{\parallel} \Theta_{\perp}^2}{n} \int_0^{2\pi} \int_0^\infty \int_{-\infty}^\infty \sqrt{w_{\parallel}^2 \Theta_{\parallel}^2 + w_{\perp}^2 \Theta_{\perp}^2} w_{\perp} f dw_{\parallel} dw_{\perp} d\vartheta \quad (\text{B13b})$$

$$u_{p\parallel} = \frac{\Theta_{\parallel}^2 \Theta_{\perp}^2}{n} \int_0^{2\pi} \int_0^\infty \int_{-\infty}^\infty w_{\parallel} w_{\perp} f dw_{\parallel} dw_{\perp} d\vartheta \quad (\text{B13c})$$

$$u_{p\perp} = \frac{\Theta_{\parallel} \Theta_{\perp}^3}{n} \int_0^{2\pi} \int_0^\infty \int_{-\infty}^\infty w_{\perp}^2 f dw_{\parallel} dw_{\perp} d\vartheta \quad (\text{B13d})$$

$$\begin{aligned} \vec{P} &= \Theta_{\parallel} \Theta_{\perp}^2 \int_0^{2\pi} \int_{-\infty}^\infty \int_0^\infty \begin{pmatrix} w_{\parallel}^2 \Theta_{\parallel}^2 & 0 & 0 \\ 0 & w_{\perp}^2 \Theta_{\perp}^2 \cos^2 \vartheta & 0 \\ 0 & 0 & w_{\perp}^2 \Theta_{\perp}^2 \sin^2 \vartheta \end{pmatrix} w_{\perp} f dw_{\parallel} dw_{\perp} d\vartheta \\ &= 2\pi \Theta_{\parallel} \Theta_{\perp}^2 \int_{-\infty}^\infty \int_0^\infty \begin{pmatrix} w_{\parallel}^2 \Theta_{\parallel}^2 & 0 & 0 \\ 0 & \frac{1}{2} w_{\perp}^2 \Theta_{\perp}^2 & 0 \\ 0 & 0 & \frac{1}{2} w_{\perp}^2 \Theta_{\perp}^2 \end{pmatrix} w_{\perp} f w_{\perp} dw_{\parallel} dw_{\perp} \end{aligned} \quad (\text{B13e})$$

$$q_p = \Theta_{\parallel} \Theta_{\perp}^2 \int_0^{\infty} \int_0^{\infty} \int_{-\infty}^{\infty} (w_{\parallel}^2 \Theta_{\parallel}^2 + w_{\perp}^2 \Theta_{\perp}^2)^{3/2} w_{\perp} f dw_{\parallel} dw_{\perp} d\vartheta \quad (\text{B13f})$$

$$q_{p\parallel} = 2\Theta_{\parallel}^4 \Theta_{\perp}^2 \int_0^{\infty} \int_0^{\infty} \int_{-\infty}^{\infty} w_{\parallel}^3 w_{\perp} f dw_{\parallel} dw_{\perp} d\vartheta \quad (\text{B13g})$$

$$q_{p\perp} = 2\Theta_{\parallel} \Theta_{\perp}^5 \int_0^{\infty} \int_0^{\infty} \int_{-\infty}^{\infty} w_{\perp}^4 f dw_{\parallel} dw_{\perp} d\vartheta \quad (\text{B13h})$$

$$(\text{B13i})$$

Unfortunately, the square root in the most probable parameter Eq. B13b and Eq. B13f does not allow, in general, for an analytic solution, as far as we know. Nevertheless, the more interesting cases are the most probable speeds along the parallel direction and in the perpendicular ones. The same holds true for the most probable heat flux.

B.3. With bulk speed $\vec{W} \neq \vec{0}$

We replace $\vec{w}' \rightarrow \vec{w} - \vec{W}$, $w'_{\parallel} \rightarrow w_{\parallel} - W_{\parallel}$ and $w'_{\perp} \rightarrow w_{\perp} - \vec{W}_{\perp}$, respectively in the distribution functions (with $W_{\parallel} \Theta_{\parallel} = U_{\parallel}$, ...). We discuss here only the most probable speeds, the heat flux vector, and the most probable heat flow:

$$u_p = \frac{\Theta}{n_0} \int_0^{\infty} \int_0^{\infty} \int_0^{\pi} |\vec{w} + \vec{W}|^3 f \sin \vartheta d\vartheta d\varphi dw \quad (\text{B14a})$$

$$u_{p\parallel} = \frac{2\Theta_{\parallel}^2 \Theta_{\perp}^2}{n_0} \int_0^{\infty} \int_0^{\infty} \int_{-\infty}^{\infty} |w_{\parallel} + W_{\parallel}| w_{\perp} f dw_{\parallel} dw_{\perp} d\vartheta \quad (\text{B14b})$$

$$u_{p\perp} = \frac{\Theta_{\parallel} \Theta_{\perp}^3}{n_0} \int_0^{\infty} \int_0^{\infty} \int_{-\infty}^{\infty} (\vec{w}_{\perp} + \vec{W}_{\perp})^2 f dw_{\parallel} dw_{\perp} d\vartheta \quad (\text{B14c})$$

$$\vec{q}_I = \Theta^6 \int_0^{\infty} \int_0^{\infty} \int_0^{\pi} (2(\vec{w} \cdot \vec{W})\vec{w} + w^2 \vec{W} + W^2 \vec{W}) f w^2 \sin \vartheta d\vartheta d\varphi dw \quad (\text{B14d})$$

$$\vec{q}_A = \Theta_{\parallel} \Theta_{\perp}^2 \int_0^{\infty} \int_0^{\infty} \int_{-\infty}^{\infty} (2(\vec{v} \cdot \vec{U})\vec{v} + v^2 \vec{U} + U^2 \vec{U}) f w_{\perp} dw_{\parallel} dw_{\perp} d\vartheta \quad (\text{B14e})$$

$$q_p = \Theta^6 \int_0^{\infty} \int_0^{\infty} \int_0^{\pi} |\vec{w} + \vec{W}|^5 f \sin \vartheta d\vartheta d\varphi dw \quad (\text{B14f})$$

$$q_{p\parallel} = \Theta_{\parallel}^4 \Theta_{\perp}^2 \int_0^{\infty} \int_0^{\infty} \int_{-\infty}^{\infty} |w_{\parallel} + W_{\parallel}|^3 w_{\perp} f dw_{\parallel} dw_{\perp} d\vartheta \quad (\text{B14g})$$

$$q_{p\perp} = \Theta_{\parallel} \Theta_{\perp}^5 \int_0^{\infty} \int_0^{\infty} \int_{-\infty}^{\infty} (\vec{w}_{\perp} + \vec{W}_{\perp})^4 f dw_{\parallel} dw_{\perp} d\vartheta \quad (\text{B14h})$$

For clarity, we used the following notation for the heat flow vectors: \vec{q}_I for that of the isotropic distribution functions and \vec{q}_A for that of the anisotropic ones, because they are slightly different. Additionally, we have assumed that the modulus to power $2n$ is the same as the power $2n$: $|\vec{a} \pm \vec{b}|^{2n} = (\vec{a} \pm \vec{b})^{2n}$. For odd powers $2n+1$ we cannot decompose $|\vec{w} \pm \vec{W}|^{2n+1}$, which is the case for

the spherical distribution functions. But for the cylindrical parallel speeds $|w_{\parallel} \pm W_{\parallel}|^{2n+1}$ we can decompose in the integrals into

$$|w_{\parallel} \pm W_{\parallel}|^{2n+1} = \begin{cases} (w_{\parallel} + W_{\parallel})^{2n+1} & w_{\parallel}, W_{\parallel} > 0 \\ (w_{\parallel} - W_{\parallel})^{2n+1} & w_{\parallel} > W_{\parallel} \\ (-w_{\parallel} + W_{\parallel})^{2n+1} & w_{\parallel} < W_{\parallel} \\ (-w_{\parallel} - W_{\parallel})^{2n+1} & w_{\parallel}, W_{\parallel} < 0 \end{cases} \quad (\text{B15})$$

These cases can then be treated separately in the integral from $-\infty$ to ∞ , see Appendix D, where care must be taken with the integration boundaries. For the perpendicular case in cylindrical coordinates we have always power of $2n$ which can be decomposed. We do not calculate the heat flux tensor.

B.3.1. Spherical coordinates

The last integral of Eq. B14d is the heat flow along \vec{W} which yields $nW^2\vec{W}$. The second integral is the flow of the particle energy density along \vec{W} resulting in $\Theta P_{11}\vec{W}$ and the first is proportional to

$$2\Theta^2 \int_0^{\infty} \int_0^{\pi} \int_0^{\pi} \begin{pmatrix} wW_1(W_1 \cos \varphi \sin \vartheta + W_2 \sin \varphi \sin \vartheta + W_3 v \cos \vartheta) \\ wW_2(W_1 \cos \varphi \sin \vartheta + W_2 \sin \varphi \sin \vartheta + W_3 v \cos \vartheta) \\ wW_3(W_1 \cos \varphi \sin \vartheta + W_2 \sin \varphi \sin \vartheta + W_3 v \cos \vartheta) \end{pmatrix} f w^2 \sin \vartheta d\vartheta d\varphi dw = 0 \quad (\text{B16})$$

and vanishes. Thus, we have for the most probable heat flow:

$$\vec{q} = \Theta (P_{11} + n\Theta^2 W^2) \vec{W} = n\Theta^3 \vec{W} (\kappa_{[2]} \mathcal{U}_{[0]}(\kappa, \alpha) + W^2) \quad (\text{B17})$$

B.3.2. Cylindrical coordinates

With $\vec{W} = (W_{\parallel}, W_{\perp,1}, W_{\perp,2})^T$, the first integral in Eq. B14e gives

$$\begin{aligned} 2\Theta_{\parallel}\Theta_{\perp}^2 \int_0^{2\pi} \int_0^{\infty} \int_{-\infty}^{\infty} (\vec{v} \cdot \vec{U}) \vec{v} f w_{\perp} dw_{\parallel} dw_{\perp} d\vartheta = \\ 2\Theta_{\parallel}\Theta_{\perp}^2 \int_0^{2\pi} \int_0^{\infty} \int_{-\infty}^{\infty} (\Theta_{\parallel}^2 w_{\parallel} W_{\parallel} + \Theta_{\perp}^2 w_{\perp} W_{\perp,1} \cos \vartheta + \Theta_{\perp}^2 w_{\perp} W_{\perp,2} \sin \vartheta) \begin{pmatrix} \Theta_{\parallel} w_{\parallel} \\ \Theta_{\perp} w_{\perp} \cos \vartheta \\ \Theta_{\perp} w_{\perp} \sin \vartheta \end{pmatrix} f w_{\perp} dw_{\parallel} dw_{\perp} d\vartheta = \\ 2\Theta_{\parallel}\Theta_{\perp}^2 \int_0^{\infty} \int_{-\infty}^{\infty} \begin{pmatrix} 2\pi\Theta_{\parallel}^3 w_{\parallel}^2 w_{\perp} W_{\parallel} \\ \pi\Theta_{\perp}^3 w_{\perp}^3 W_{\perp,1} \\ \pi\Theta_{\perp}^3 w_{\perp}^3 W_{\perp,2} \end{pmatrix} f dw_{\parallel} dw_{\perp} \\ \stackrel{\text{RBK}}{=} n_{\text{RBK}} \begin{pmatrix} \frac{3}{2}\Theta_{\parallel}^3 \kappa_{[2,1]}^{\frac{3}{2}} \mathcal{W}_{[0,0]} W_{\parallel} \\ \frac{3}{4}\Theta_{\perp}^3 \kappa_{[0,3]} \mathcal{W}_{[0,0]} W_{\perp,1} \\ \frac{3}{4}\Theta_{\perp}^3 \kappa_{[0,3]} \mathcal{W}_{[0,0]} W_{\perp,2} \end{pmatrix} = \kappa \begin{pmatrix} P_{11}\Theta_{\parallel} W_{\parallel} \\ P_{22}\Theta_{\perp} W_{\perp,1} \\ P_{22}\Theta_{\perp} W_{\perp,2} \end{pmatrix} \end{aligned} \quad (\text{B18})$$

and similar with the RPBK distribution. The last integral in Eq. B14e gives $nW^2\vec{W}$. The second results in

$$\Theta_{\parallel}\Theta_{\perp}^2 \int_0^{2\pi} \int_0^{\infty} \int_{-\infty}^{\infty} (v_{\parallel}^2 + v_{\perp}^2) f w_{\perp} dw_{\parallel} dw_{\perp} d\vartheta = (\Theta_{\parallel} P_{11} + \Theta_{\perp} P_{22}). \quad (\text{B19})$$

and, thus, we have

$$\vec{q} = 2 \begin{pmatrix} P_{11}\Theta_{\parallel} W_{\parallel} \\ P_{22}\Theta_{\perp} W_{\perp,1} \\ P_{22}\Theta_{\perp} W_{\perp,2} \end{pmatrix} + (P_{11} + P_{22}) \begin{pmatrix} \Theta_{\parallel} W_{\parallel} \\ \Theta_{\perp} W_{\perp,1} \\ \Theta_{\perp} W_{\perp,2} \end{pmatrix} + [n(\Theta_{\parallel}^2 W_{\parallel}^2 + \Theta_{\perp}^2 W_{\perp}^2)] \begin{pmatrix} \Theta_{\parallel} W_{\parallel} \\ \Theta_{\perp} W_{\perp,1} \\ \Theta_{\perp} W_{\perp,2} \end{pmatrix} \quad (\text{B20})$$

C. SOLUTIONS OF INTEGRALS

C.1. *The integrals of regularized isotropic κ distribution function*

The corresponding isotropic moments $I(\kappa, \alpha, \nu, \Theta) \equiv [{}_{\nu}] \mathcal{U}_{\square}(\kappa, \alpha)$ of the RK distribution are (see Scherer et al. 2017)

$$\begin{aligned} I(\kappa, \alpha, \nu, \Theta) &= \Theta^{3+\nu} \int_0^{\infty} \left(1 + \frac{w^2}{\kappa}\right)^{-\kappa-1} e^{-\alpha^2 w^2} w^{2+\nu} dw \\ &= \frac{1}{2} \Theta^{3+\nu} \kappa^{\frac{3+\nu}{2}} \int_0^{\infty} (1+x)^{-\kappa-1} e^{-\alpha^2 \kappa x} x^{\frac{1+\nu}{2}} dx \end{aligned} \quad (\text{C21a})$$

$$\begin{aligned} &= \frac{1}{2} \Theta^{3+\nu} \kappa^{\frac{3+\nu}{2}} \Gamma\left(\frac{3+\nu}{2}\right) U\left(\frac{3+\nu}{2}, \frac{3-2\kappa+\nu}{2}, \alpha^2 \kappa\right) \\ i(\kappa, \alpha, \nu, \Theta, W) &= \Theta^{3+\nu} \int_0^W w^{\nu+2} \left(1 + \frac{w^2}{\kappa}\right)^{-\kappa-1} e^{-\alpha^2 w^2} dw \\ &= \frac{1}{2} \Theta^{3+\nu} \kappa^{\frac{3+\nu}{2}} \int_0^W (1+x)^{-\kappa-1} e^{-\alpha^2 \kappa x} x^{\frac{1+\nu}{2}} dx \end{aligned} \quad (\text{C21b})$$

Where $U(a, b, z)$ is the Kummer U or Tricomi function and Γ is the Gamma-function, see Abramowitz & Stegun (1972), Gradshteyn & Ryzhik (2007), or Oldham et al. (2010). The above representation of $I(\kappa, \alpha, \nu, \Theta)$ is more compact than that in Scherer et al. (2017) and was found by Yoon et al. (2018).

Only the radial part of the spherical volume element $w^2 \sin \vartheta d\vartheta d\varphi dw \rightarrow 4\pi w^2 dw$ was used, because the trigonometric part can easily be integrated.

To save writings, we define:

$$[{}_{\nu}] \mathcal{U}_{[\eta]}(\kappa, \alpha) \equiv \frac{U\left(\frac{3+\nu}{2}, \frac{3-2\kappa+\nu}{2}, \alpha^2 \kappa\right)}{U\left(\frac{3+\eta}{2}, \frac{3-2\kappa+\eta}{2}, \alpha^2 \kappa\right)} \quad (\text{C22a})$$

$$[{}_{\nu}] \mathbf{u}(\kappa, \alpha, W) \equiv \int_{-\infty}^W (1+x)^{-\kappa-1} e^{-\alpha^2 \kappa x} x^{\frac{1+\nu}{2}} dx \quad (\text{C22b})$$

The first definition combines the κ and α dependent parts of normalisation with that from the moment ν , which are dimensionless. The dimensions of the corresponding moments are given by powers of Θ and the number density n .

We have the following rules:

$$\begin{aligned} [{}_{\square}] \mathcal{U}_{[\eta]} &\equiv \frac{1}{[{}_{\eta}] \mathcal{U}_{\square}} \\ [{}_{\nu}] \mathcal{U}_{[\eta]} &\equiv \frac{[{}_{\nu}] \mathcal{U}_{\square}}{[{}_{\eta}] \mathcal{U}_{\square}} \\ [{}_{\nu}] \mathcal{U}_{[\eta]} [{}_{\nu}] \mathcal{U}_{[\xi]} &= [{}_{\nu}] \mathcal{U}_{[\xi]} \\ \frac{[{}_{\nu}] \mathcal{U}_{[\eta]}}{[{}_{\xi}] \mathcal{U}_{[\eta]}} &= [{}_{\nu}] \mathcal{U}_{[\xi]} \\ [{}_{\nu}] \mathcal{U}_{[\nu]} &= 1 \end{aligned} \quad (\text{C23})$$

here are $\nu, \eta, \xi \in \mathbb{R}$.

So we find for the normalisation constant N_{RK} (including a factor 2π from the volume element) and for the elements of the moment tensors M_{RK}^{ν} , including the number density n_{RK} . We do not include the factors from the integration with respect to the angle variable ϑ because they can differ with the order of the moments.

$$N_{\text{RK}} = \frac{1}{\Theta^3 \sqrt{\pi^3 \kappa^3}} [{}_{\square}] \mathcal{U}_{[0]} \quad (\text{C24a})$$

$$\begin{aligned}
M_{\text{RK}}^{\nu} &= n_{\text{RK}} N_{\text{RK}} \frac{1}{2} \Theta^{3+\nu} \Gamma\left(\frac{3+\nu}{2}\right) {}_{[2]}\mathcal{U}_{\parallel} \\
&= n_{\text{RK}} \frac{2}{\sqrt{\pi}} \Theta^{\nu} \kappa^{\frac{\nu}{2}} \Gamma\left(\frac{3+\nu}{2}\right) {}_{[\nu]}\mathcal{U}_{[0]}
\end{aligned} \tag{C24b}$$

To get the correct pressure the moment elements have to be multiplied by $4\pi/3$ (see Eq. B12).

C.2. The integrals for the product f_{RPBK}

For our applications, we can assume that λ and μ have integer values for the moments **of the distribution function** f_{RPBK} (Eq. 4) and, thus, the integral for odd values of λ vanishes. In the case of the most probable speed and heat flow we take twice the integral dw_{\parallel} from 0 to infinity, assuming that $|w_{\parallel}|^{\lambda} = w_{\parallel}^{\lambda}$. With this assumption, we find

$$I(\kappa, \alpha_{\parallel}, \lambda, \Theta_{\parallel}) I(\kappa, \alpha_{\perp}, \mu, \Theta_{\perp}) \tag{C25a}$$

$$\begin{aligned}
&= \Theta_{\parallel}^{\lambda+1} \Theta_{\perp}^{\mu+2} \int_{-\infty}^{\infty} \int_0^{\infty} \left(1 + \frac{w_{\parallel}^2}{\kappa_{\parallel}}\right)^{-\kappa_{\parallel}-s_{\parallel}} \left(1 + \frac{w_{\perp}^2}{\kappa_{\perp}}\right)^{-\kappa_{\perp}-s_{\perp}} e^{-\alpha_{\parallel}^2 w_{\parallel}^2 - \alpha_{\perp}^2 w_{\perp}^2} w_{\parallel}^{\lambda} w_{\perp}^{\mu+1} dw_{\parallel} dw_{\perp} \\
&= 2\Theta_{\parallel}^{\lambda+1} \Theta_{\perp}^{\mu+2} \int_0^{\infty} \left(1 + \frac{w_{\parallel}^2}{\kappa_{\parallel}}\right)^{-\kappa_{\parallel}-s_{\parallel}} e^{-\alpha_{\parallel}^2 w_{\parallel}^2} w_{\parallel}^{\lambda} dw_{\parallel} \int_0^{\infty} \left(1 + \frac{w_{\perp}^2}{\kappa_{\perp}}\right)^{-\kappa_{\perp}-s_{\perp}} e^{-\alpha_{\perp}^2 w_{\perp}^2} w_{\perp}^{\mu+1} dw_{\perp}
\end{aligned} \tag{C25b}$$

$$= \frac{1}{2} \Theta_{\parallel}^{\lambda+1} \Theta_{\perp}^{\mu+2} \kappa_{\parallel}^{\frac{\lambda+1}{2}} \kappa_{\perp}^{\frac{\mu+2}{2}} \left(\int_0^{\infty} (1+x)^{-\kappa_{\parallel}-s_{\parallel}} e^{-\alpha_{\parallel}^2 \kappa_{\parallel} x} x^{\frac{\lambda-1}{2}} dx \right) \left(\int_0^{\infty} (1+x)^{-\kappa_{\perp}-s_{\perp}} e^{-\alpha_{\perp}^2 \kappa_{\perp} x} x^{\frac{\mu}{2}} dx \right) \tag{C25c}$$

$$= \frac{1}{2} \Theta_{\parallel}^{\lambda+1} \Theta_{\perp}^{\mu+2} \kappa_{\parallel}^{\frac{\lambda+1}{2}} \kappa_{\perp}^{\frac{\mu+2}{2}} \Gamma\left(\frac{\lambda+1}{2}\right) \Gamma\left(\frac{\mu+2}{2}\right) {}_{[\lambda]}\mathcal{Y}_{\parallel}^{\parallel}(\kappa_{\parallel}, \alpha_{\parallel}) {}_{[\mu]}\mathcal{Y}_{\perp}^{\perp}(\kappa_{\perp}, \alpha_{\perp}) \tag{C25d}$$

where we have defined

$${}_{[\lambda]}\mathcal{Y}_{\parallel}^{\parallel}(\kappa_{\parallel}, \alpha_{\parallel}) \equiv U\left(\frac{\lambda+1}{2}, \frac{\lambda+3}{2} - \kappa_{\parallel} - s_{\parallel}, \kappa_{\parallel} \alpha_{\parallel}^2\right) \tag{C26}$$

$${}_{[\mu]}\mathcal{Y}_{\perp}^{\perp}(\kappa_{\perp}, \alpha_{\perp}) \equiv U\left(\frac{\mu+2}{2}, \frac{\mu+4}{2} - \kappa_{\perp} - s_{\perp}, \kappa_{\perp} \alpha_{\perp}^2\right) \tag{C27}$$

For $i \in \{\parallel, \perp\}$ we define analogously as above:

$${}_{[x]}\mathcal{Y}_{[y]}^i(\kappa_i, \alpha_i) = \frac{{}_{[x]}\mathcal{Y}_{\parallel}^i(\kappa_i, \alpha_i)}{{}_{\parallel}\mathcal{Y}_{[y]}^i(\kappa_i, \alpha_i)} = {}_{[x]}\mathcal{Y}_{[y]}^i = \frac{{}_{[x]}\mathcal{Y}_{\parallel}^i(\kappa_i, \alpha_i)}{{}_{\parallel}\mathcal{Y}_{[y]}^i(\kappa_i, \alpha_i)} \tag{C28}$$

Finally, we get for the normalization constant and the elements of the moment tensors (see above Eqs. C24 with a factor 2π from the cylindrical volume element)

$$N_{\text{RPBK}}^{\parallel, \perp} = \frac{1}{\sqrt{\pi^3} \Theta_{\parallel} \Theta_{\perp}^2 \kappa_{\parallel}^{\frac{1}{2}} \kappa_{\perp}} {}_{\parallel}\mathcal{Y}_{[0]}^{\parallel}(\kappa_{\parallel}, \alpha_{\parallel}) {}_{\perp}\mathcal{Y}_{[0]}^{\perp}(\kappa_{\perp}, \alpha_{\perp}) \tag{C29a}$$

$$\begin{aligned}
M_{\text{RPBK}}^{\lambda, \mu, s_{\parallel}, s_{\perp}} &= n_{\text{RPBK}} N_{\text{RPBK}} \frac{1}{2} \Theta_{\parallel}^{\lambda+1} \Theta_{\perp}^{\mu+2} \kappa_{\parallel}^{\frac{\lambda+1}{2}} \kappa_{\perp}^{\frac{\mu+2}{2}} \Gamma\left(\frac{\lambda+1}{2}\right) \Gamma\left(\frac{\mu+2}{2}\right) {}_{[\lambda]}\mathcal{Y}_{\parallel}^{\parallel}(\kappa_{\parallel}, \alpha_{\parallel}) {}_{[\mu]}\mathcal{Y}_{\perp}^{\perp}(\kappa_{\perp}, \alpha_{\perp}) \Pi \\
&= n_{\text{RPBK}} \frac{1}{2\sqrt{\pi^3}} \Theta_{\parallel}^{\lambda} \Theta_{\perp}^{\mu} \kappa_{\parallel}^{\frac{\lambda}{2}} \kappa_{\perp}^{\frac{\mu}{2}} \Gamma\left(\frac{\lambda+1}{2}\right) \Gamma\left(\frac{\mu+2}{2}\right) {}_{[\lambda]}\mathcal{Y}_{[0]}^{\parallel}(\kappa_{\parallel}, \alpha_{\parallel}) {}_{[\mu]}\mathcal{Y}_{[0]}^{\perp}(\kappa_{\perp}, \alpha_{\perp}) \Pi
\end{aligned} \tag{C29b}$$

To get the correct pressure elements ($P_{11}, P_{22} = P_{33}$) we have to multiply the above moment elements by the factors Π as calculated in the matrix equation Eq. B13e.

$$\Pi = \begin{cases} 2\pi & \text{for } P_{11} \\ \pi & \text{for } P_{22} \text{ and } P_{33} \end{cases} \tag{C30}$$

Similar scaling factors have to be calculated for higher-order moments, which are not discussed here. For the most probable speeds and heat flows a factor 2π as in the normalisation constant N_{RPBK} needs to be multiplied.

C.3. The moments of f_{RBK}

The f_{RBK} is given by

$$\begin{aligned} f_{\text{RBK}} &= f_{\text{RBK}}(\kappa, \alpha_{\parallel}, \alpha_{\perp}, \Theta_{\parallel}, \Theta_{\perp}, v_{\parallel}, v_{\perp}) \\ &= n_0 N_{\text{RBK}} \left(1 + \frac{v_{\parallel}^2}{\kappa \Theta_{\parallel}^2} + \frac{v_{\perp}^2}{\kappa \Theta_{\perp}^2} \right)^{-\kappa-1} e^{-\frac{\alpha_{\parallel}^2 v_{\parallel}^2}{\Theta_{\parallel}^2} - \frac{\alpha_{\perp}^2 v_{\perp}^2}{\Theta_{\perp}^2}} \end{aligned} \quad (\text{C31})$$

Thus, we have to solve the integrals below, where we do not take into account the integration with respect to ϑ which is straight forward integration using the equations from Appendix A. To save writings we define: $J(\kappa, \alpha_{\parallel}, \alpha_{\perp}, \lambda, \mu, \Theta_{\parallel}, \Theta_{\perp}) \equiv J$ and $j^{\parallel}(\kappa, \alpha_{\parallel}, \alpha_{\perp}, \lambda, \mu, \Theta_{\parallel}, \Theta_{\perp}) \equiv j^{\parallel}$ and, analogously, for the perpendicular direction.

$$J = \Theta_{\parallel}^{1+\lambda} \Theta_{\perp}^{2+\mu} \int_{-\infty}^{\infty} \int_0^{\infty} w_{\parallel}^{\lambda} w_{\perp}^{\mu+1} \left(1 + \frac{w_{\parallel}^2}{\kappa} + \frac{w_{\perp}^2}{\kappa} \right)^{-\kappa-1} e^{-\alpha_{\parallel}^2 w_{\parallel}^2 - \alpha_{\perp}^2 w_{\perp}^2} dw_{\perp} dw_{\parallel} \quad (\text{C32})$$

$$j^{\parallel} = \Theta_{\parallel}^{1+\lambda} \Theta_{\perp}^{2+\mu} \int_{-\infty}^{\infty} \int_0^{W_{\parallel}} w_{\parallel}^{\lambda} w_{\perp}^{\mu+1} \left(1 + \frac{w_{\parallel}^2}{\kappa} + \frac{w_{\perp}^2}{\kappa} \right)^{-\kappa-1} e^{-\alpha_{\parallel}^2 w_{\parallel}^2 - \alpha_{\perp}^2 w_{\perp}^2} dw_{\perp} dw_{\parallel} \quad (\text{C33})$$

$$j^{\perp} = \Theta_{\parallel}^{1+\lambda} \Theta_{\perp}^{2+\mu} \int_{-\infty}^{\infty} \int_0^{W_{\perp}} w_{\parallel}^{\lambda} w_{\perp}^{\mu+1} \left(1 + \frac{w_{\parallel}^2}{\kappa} + \frac{w_{\perp}^2}{\kappa} \right)^{-\kappa-1} e^{-\alpha_{\parallel}^2 w_{\parallel}^2 - \alpha_{\perp}^2 w_{\perp}^2} dw_{\perp} dw_{\parallel} \quad (\text{C34})$$

With the following substitution:

$$w_{\perp} = r \sin \vartheta \quad w_{\parallel} = r \cos \vartheta, \quad r = \sqrt{w_{\perp}^2 + w_{\parallel}^2} \quad (\text{C35})$$

$$J = \Theta_{\parallel}^{1+\lambda} \Theta_{\perp}^{2+\mu} \int_0^{\pi} \int_0^{\infty} r^{\lambda+\mu+2} \left(1 + \frac{r^2}{\kappa} \right)^{-\kappa-1} e^{-r^2(\alpha_{\perp}^2 + (\alpha_{\parallel}^2 - \alpha_{\perp}^2) \cos^2 \vartheta)} \sin^{\mu+1} \vartheta \cos^{\lambda} \vartheta dr d\vartheta$$

The integral with respect to r is similar to $I(\kappa, \alpha, \nu, \Theta)$. Thus, we have to solve the following type of integral (with $a^2 = \alpha_{\parallel}^2 - \alpha_{\perp}^2$), which we take twice from 0 to $\frac{\pi}{2}$ to account for the cases when we want to calculate the most probable parameters:

$$J = \Theta_{\parallel}^{1+\lambda} \Theta_{\perp}^{2+\mu} \kappa^{\frac{3+\lambda+\mu}{2}} \int_0^{\frac{\pi}{2}} \int_0^{\infty} (1+x)^{-\kappa-1} e^{-\alpha_{\perp}^2 \kappa x} e^{-\kappa a^2 x \cos^2 \vartheta} x^{\frac{1+\lambda+\mu}{2}} \sin^{\mu+1} \vartheta \cos^{\lambda} \vartheta dx d\vartheta \quad (\text{C36})$$

$$\begin{aligned} &= \Theta_{\parallel}^{1+\lambda} \Theta_{\perp}^{2+\mu} \kappa^{\frac{3+\lambda+\mu}{2}} \int_0^1 \int_0^{\infty} (1+x)^{-\kappa-1} e^{-\alpha_{\perp}^2 \kappa x} e^{-\kappa a^2 x t^2} x^{\frac{1+\lambda+\mu}{2}} (1-t^2)^{\frac{\mu}{2}} t^{\lambda} dx dt \\ &= \Theta_{\parallel}^{1+\lambda} \Theta_{\perp}^{2+\mu} \kappa^{\frac{3+\lambda+\mu}{2}} \Gamma\left(\frac{3+\lambda+\mu}{2}\right) \end{aligned} \quad (\text{C37})$$

$$\int_0^1 U\left(\frac{3+\lambda+\mu}{2}, \frac{3+\lambda+\mu}{2} - \kappa, \kappa [\alpha_{\perp}^2 + (\alpha_{\parallel}^2 - \alpha_{\perp}^2) t^2]\right) (1-t^2)^{\frac{\mu}{2}} t^{\lambda} dt$$

The integral cannot be solved in general and a numeric solution is required. Nevertheless, we can define

$$[\lambda, \mu] \mathcal{W}_{\parallel}(\kappa, \alpha_{\parallel}, \alpha_{\perp}) \equiv \int_0^1 U\left(\frac{3+\lambda+\mu}{2}, \frac{3+\lambda+\mu}{2} - \kappa, \kappa [\alpha_{\perp}^2 + (\alpha_{\parallel}^2 - \alpha_{\perp}^2) t^2]\right) (1-t^2)^{\frac{\mu}{2}} t^{\lambda} dt \quad (\text{C38})$$

$$[\lambda, \mu] \mathcal{W}^{\parallel}(\kappa, \alpha_{\parallel}, \alpha_{\perp}, W_{\parallel}) \equiv \int_{-\infty}^{\infty} \int_0^{W_{\parallel}} w_{\parallel}^{\lambda} w_{\perp}^{\mu+1} \left(1 + \frac{w_{\parallel}^2}{\kappa} + \frac{w_{\perp}^2}{\kappa} \right)^{-\kappa-1} e^{-\alpha_{\parallel}^2 w_{\parallel}^2 - \alpha_{\perp}^2 w_{\perp}^2} dw_{\perp} dw_{\parallel} \quad (\text{C39})$$

$$[\lambda, \mu] \mathcal{W}^\perp(\boldsymbol{\kappa}, \alpha_\parallel, \alpha_\perp, W_\perp) \equiv \int_{-\infty}^0 \int_0^\infty w_\parallel^\lambda w_\perp^{\mu+1} \left(1 + \frac{w_\parallel^2}{\kappa} + \frac{w_\perp^2}{\kappa}\right)^{-\kappa-1} e^{-\alpha_\parallel^2 w_\parallel^2 - \alpha_\perp^2 w_\perp^2} dw_\perp dw_\parallel \quad (\text{C40})$$

and solve the remaining integral numerically. If $\alpha_\parallel = \alpha_\perp \equiv \alpha$ the above integral reduces to

$$[\lambda, \mu] \mathcal{W}_\square(\boldsymbol{\kappa}, \alpha, \alpha) = \frac{1}{2} \frac{\Gamma\left(\frac{1+\lambda}{2}\right) \Gamma\left(\frac{2+\mu}{2}\right)}{\Gamma\left(\frac{3+\lambda+\mu}{2}\right)} [\lambda+\mu] \mathcal{Z}_\square(\boldsymbol{\kappa}, \alpha) \quad (\text{C41})$$

The above solution still depends on the perpendicular and parallel values Θ_\parallel and Θ_\perp and the power indices λ, μ in the Γ functions: $\Gamma\left(\frac{1+\lambda}{2}\right)$ and $\Gamma\left(\frac{2+\mu}{2}\right)$.

We have the following identities:

$$[\lambda, \mu] \mathcal{W}_\square = \square \mathcal{W}_{[\lambda, \mu]}^{-1} \quad (\text{C42})$$

$$[\lambda, \mu] \mathcal{W}_{[v, \eta]} \equiv [\lambda, \mu] \mathcal{W}_\square \square \mathcal{W}_{[v, \eta]} \quad (\text{C43})$$

$$[\lambda, \mu] \mathcal{W}_{[\lambda, \mu]} = 1 \quad (\text{C44})$$

$$[\lambda, \mu] \mathcal{W}_\square \neq [\mu, \lambda] \mathcal{W}_\square \quad (\text{C45})$$

Again we find for the normalization and tensor elements:

- for $\alpha_\parallel \neq \alpha_\perp$

$$N_{\text{RBK}} = \frac{1}{\sqrt{\pi^3} \Theta_\parallel \Theta_\perp^2 \sqrt{\kappa^3}} \square \mathcal{W}_{[0,0]}(\boldsymbol{\kappa}, \alpha_\perp) \quad (\text{C46a})$$

$$\begin{aligned} M_{\text{RBK}}^{\lambda, \mu} &= n_{\text{RBK}} N_{\text{RBK}} \Theta_\parallel^{\lambda+1} \Theta_\perp^{\mu+2} \kappa^{\frac{\lambda+\mu+3}{2}} \Gamma\left(\frac{3+\lambda+\mu}{2}\right) [\lambda, \mu] \mathcal{W}_\square(\boldsymbol{\kappa}, \alpha_\parallel, \alpha_\perp) \Pi \\ &= n_{\text{RBK}} \frac{1}{\sqrt{\pi^3}} \Theta_\parallel^\lambda \Theta_\perp^\mu \kappa^{\frac{\lambda+\mu}{2}} \Gamma\left(\frac{3+\lambda+\mu}{2}\right) [\lambda, \mu] \mathcal{W}_{[0,0]}(\boldsymbol{\kappa}, \alpha_\parallel, \alpha_\perp) \Pi \end{aligned} \quad (\text{C46b})$$

- for $\alpha_\parallel = \alpha_\perp = \alpha$

$$N_{\text{RPK}} = \frac{1}{\sqrt{\pi^3} \Theta_\parallel \Theta_\perp^2 \sqrt{\kappa^3}} \square \mathcal{Z}_{[0]}(\boldsymbol{\kappa}, \alpha) \quad (\text{C47a})$$

$$\begin{aligned} M_{\text{RPK}}^{\lambda, \mu} &= n_{\text{RPK}} N_{\text{RPK}} \Theta_\parallel^{\lambda+1} \Theta_\perp^{\mu+2} \kappa^{\frac{\lambda+\mu+3}{2}} \Gamma\left(\frac{\lambda+1}{1}\right) \Gamma\left(\frac{\mu+2}{2}\right) [\lambda+\mu] \mathcal{Z}_\square \Pi \\ &= n_{\text{RPK}} \frac{1}{\sqrt{\pi^3}} \Theta_\parallel^\lambda \Theta_\perp^\mu \kappa^{\frac{\lambda+\mu}{2}} \Gamma\left(\frac{\lambda+1}{2}\right) \Gamma\left(\frac{\mu+2}{2}\right) [\lambda+\mu] \mathcal{Z}_{[0]}(\boldsymbol{\kappa}, \alpha) \Pi \end{aligned} \quad (\text{C47b})$$

and for the pressure elements Π is given Eq. C30.

C.4. The moments of the distribution functions f_K , f_{BK} , and f_{PK}

The moments of the distribution functions f_K , and f_{BK} can be obtained setting $\alpha = \alpha_\parallel = \alpha_\perp$ in Eq. C21a and Eq. C41, where care must be taken, because the second argument of the Tricomi function should be lower than one:

$$\lim_{\substack{\alpha^2 \kappa \rightarrow 0 \\ \frac{3+\nu}{2} - \kappa < 1}} U\left(\frac{3+\nu}{2}, \frac{3+\nu}{2} - \kappa, \alpha^2 \kappa\right) = \frac{\Gamma\left(\kappa - \frac{1+\nu}{2}\right)}{\Gamma(\kappa+1)} \quad (\text{C48})$$

$$\lim_{\substack{\alpha_\parallel^2 \kappa_\parallel \rightarrow 0 \\ \frac{3+\lambda}{2} - \kappa - s_\parallel < 1}} [\lambda] \mathcal{Y}_\square^{\text{S}} = \lim_{\substack{\alpha_\parallel^2 \kappa_\parallel \rightarrow 0 \\ \frac{3+\lambda}{2} - \kappa_\parallel - s_\parallel < 1}} U\left(\left(\frac{1+\lambda}{2}, \frac{3+\lambda}{2} - \kappa_\parallel - s_\parallel\right)\right) = \frac{\Gamma\left(\kappa_\parallel + s_\parallel - \frac{\lambda+1}{2}\right)}{\Gamma(\kappa_\parallel + s_\parallel)}$$

$$\lim_{\substack{\alpha_{\perp}^2 \kappa_{\perp} \rightarrow 0 \\ \frac{\mu+4}{2} - \kappa_{\perp} - s_{\perp} < 1}} [\mu] \mathcal{Y}_{\parallel}^{s_{\perp}} = \lim_{\substack{\alpha_{\perp}^2 \kappa_{\parallel} \rightarrow 0 \\ \frac{\mu+4}{2} - \kappa_{\perp} - s_{\perp} < 1}} U\left(\left(\frac{\mu+2}{2}, \frac{\mu+4}{2} - \kappa_{\perp} - s_{\perp}\right)\right) = \frac{\Gamma\left(\kappa_{\perp} + s_{\perp} - \frac{\mu+2}{2}\right)}{\Gamma(\kappa_{\perp} + s_{\perp})}$$

Note, the factors for the integration over the angle variable are only included in the normalisation, and have to be handled for the tensor elements as above. Thus, the moments for f_K are:

$$N_K = \frac{2\Gamma(\kappa+1)}{\Theta^3 \sqrt{\pi^3 \kappa^3} \Gamma(\kappa - \frac{1}{2})} \quad (\text{C49})$$

$$\begin{aligned} M_K^{(v)} &= N_K \Theta^{v+3} \kappa^{\frac{3+v}{2}} \Gamma\left(\frac{3+v}{2}\right) \frac{\Gamma(\kappa - \frac{1+v}{2})}{\Gamma(\kappa+1)} \\ &= \frac{1}{\sqrt{\pi}} \Theta^v \kappa^{\frac{v}{2}} \Gamma\left(\frac{3+v}{2}\right) \frac{\Gamma(\kappa - \frac{1+v}{2})}{\Gamma(\kappa - \frac{1}{2})} \end{aligned} \quad (\text{C50})$$

and those for f_{BK} :

$$N_{BK} = \frac{\Gamma(\kappa+1)}{\sqrt{\pi^3 \kappa^3} \Theta_{\parallel} \Theta_{\perp}^2 \Gamma(\kappa - \frac{1}{2})} \quad (\text{C51})$$

$$M_{BK}^{(\lambda, \mu)} = \frac{N_{BK}}{\sqrt{\pi^3}} \Theta_{\parallel}^{1+\lambda} \Theta_{\perp}^{2+\mu} \kappa^{\frac{3+\lambda+\mu}{2}} \frac{\Gamma\left(\frac{1+\lambda}{2}\right) \Gamma\left(\frac{2+\mu}{2}\right) \Gamma\left(\kappa - \frac{1+\lambda+\mu}{2}\right)}{\Gamma(\kappa+1)} \Pi \quad (\text{C52})$$

$$= \frac{1}{2\sqrt{\pi^3}} \Theta_{\parallel}^{\lambda} \Theta_{\perp}^{\mu} \kappa^{\frac{\lambda+\mu}{2}} \frac{\Gamma\left(\frac{1+\lambda}{2}\right) \Gamma\left(\frac{2+\mu}{2}\right) \Gamma\left(\kappa - \frac{1+\lambda+\mu}{2}\right)}{\Gamma(\kappa - \frac{1}{2})} \Pi \quad (\text{C53})$$

If $\Theta_{\parallel} = \Theta_{\perp}$ we get the values for N_K and $M_K^{(v)}$ with $\lambda + \mu = v$, except for $\Gamma\left(\frac{1+\lambda}{2}\right) \Gamma\left(\frac{2+\mu}{2}\right) \neq \Gamma\left(\frac{3+v}{2}\right)$, but $\lambda = v+2$ and $\mu = 0$.

For the f_{PBK} distribution we must be a little more careful, because of the product, but nevertheless, we can use the limiting approach from Eq. C25d:

$$N_{PBK} = \frac{\Gamma(\kappa_{\parallel} + s_{\parallel}) \Gamma(\kappa_{\perp} + s_{\perp})}{\sqrt{\pi^3} \sqrt{\kappa_{\parallel} \kappa_{\perp}} \Theta_{\parallel} \Theta_{\perp}^2 \Gamma\left(\kappa_{\parallel} + s_{\parallel} - \frac{1}{2}\right) \Gamma(\kappa_{\perp} + s_{\perp} - 1)} \quad (\text{C54})$$

$$\begin{aligned} M_{PBK}^{(\lambda, \mu)} &= n_{PBK} N_{PBK} \frac{1}{2} \Theta_{\parallel}^{\lambda+1} \Theta_{\perp}^{\mu+2} \kappa_{\parallel}^{\frac{\lambda+1}{2}} \kappa_{\perp}^{\frac{\mu+2}{2}} \Gamma\left(\frac{\lambda+1}{2}\right) \Gamma\left(\frac{\mu+2}{2}\right) \frac{\Gamma\left(\kappa_{\parallel} + s_{\parallel} - \frac{\lambda+1}{2}\right) \Gamma\left(\kappa_{\perp} + s_{\perp} - \frac{\mu+2}{2}\right)}{\Gamma(\kappa_{\parallel} + s_{\parallel}) \Gamma(\kappa_{\perp} + s_{\perp})} \Pi \\ &= n_{PBK} \frac{\Theta_{\parallel}^{\lambda} \Theta_{\perp}^{\mu}}{2\sqrt{\pi^3}} \kappa_{\parallel}^{\frac{\lambda}{2}} \kappa_{\perp}^{\frac{\mu}{2}} \Gamma\left(\frac{\lambda+1}{2}\right) \Gamma\left(\frac{\mu+2}{2}\right) \frac{\Gamma\left(\kappa_{\parallel} + s_{\parallel} - \frac{\lambda+1}{2}\right) \Gamma\left(\kappa_{\perp} + s_{\perp} - \frac{\mu+2}{2}\right)}{\Gamma\left(\kappa_{\parallel} + s_{\parallel} - \frac{1}{2}\right) \Gamma(\kappa_{\perp} + s_{\perp} - 1)} \Pi \end{aligned} \quad (\text{C55})$$

In the limit $\Theta_{\parallel} = \Theta_{\perp}$ and $\kappa_{\parallel} = \kappa_{\perp}$ the isotropic case seems to be completely different, because of the different Γ -functions in Eq. C55.

The moments for the isotropic case are found in Table 2 and that for the anisotropic distributions in Table 3.

The condition $\frac{3+v}{2} - \kappa < 1$ is reflected in those for the standard κ -distributions, whose moments diverge below those values.

D. THE MOST PROBABLE PARAMETERS, $U_P, U_{P_{\parallel}}, U_{P_{\perp}}, Q_P, Q_{P_{\parallel}}, Q_{P_{\perp}}$

D.1. With: $W_{\parallel} = 0, \bar{W}_{\perp} = \bar{0}$

We process the integrals as follows (with $\tilde{f}(w_{\parallel}, w_{\perp}) \equiv f(w_{\parallel}, w_{\perp}, \alpha_{\parallel}, \alpha_{\perp}) / (nN)$ and dropping the indices):

$$\begin{aligned} \frac{1}{\Theta_{\parallel}^2 \Theta_{\perp}^2 N} u_{P_{\parallel}}(W_{\parallel} = 0) &= \int_0^{2\pi} \int_0^{\infty} \int_{-\infty}^{\infty} |w_{\parallel}| \tilde{f}(w_{\parallel}, w_{\perp}) w_{\perp} dw_{\parallel} dw_{\perp} d\vartheta \\ &= \int_0^{2\pi} \int_0^{\infty} \int_{-\infty}^0 |w_{\parallel}| \tilde{f}(w_{\parallel}, w_{\perp}) w_{\perp} dw_{\parallel} dw_{\perp} d\vartheta + \int_0^{2\pi} \int_0^{\infty} \int_0^{\infty} w_{\parallel} \tilde{f}(w_{\parallel}, w_{\perp}) w_{\perp} dw_{\parallel} dw_{\perp} d\vartheta \end{aligned}$$

$$\begin{aligned}
&= \int_0^{2\pi} \int_0^\infty \int_0^\infty | -w_{\parallel} | \tilde{f}(-w_{\parallel}, w_{\perp}) w_{\perp} d(-w_{\parallel}) dw_{\perp} d\vartheta + \int_0^{2\pi} \int_0^\infty \int_0^\infty w_{\parallel} \tilde{f}(w_{\parallel}, w_{\perp}) w_{\perp} dw_{\parallel} dw_{\perp} d\vartheta \\
&= 2 \int_0^{2\pi} \int_0^\infty \int_0^\infty w_{\parallel} \tilde{f}(w_{\parallel}, w_{\perp}) w_{\perp} dw_{\parallel} dw_{\perp} d\vartheta
\end{aligned}$$

where we have substituted in the first integral of the third line $w_{\parallel} \rightarrow -w_{\parallel}$ and then changing the integral boundaries leads to the fourth line, because $f(-w_{\parallel}, w_{\perp}) = f(w_{\parallel}, w_{\perp})$. For the most probable heat flow $q_{p,\pi_{\parallel}}$ we find analogously:

$$\frac{1}{n\Theta_{\parallel}^4\Theta_{\perp}^2N} q_{p_{\parallel}}(W_{\parallel} = 0) = \int_0^{2\pi} \int_0^\infty \int_{-\infty}^\infty |w_{\parallel}|^3 \tilde{f}(w_{\parallel}, w_{\perp}) w_{\perp} dw_{\parallel} dw_{\perp} d\vartheta = 2 \int_0^{2\pi} \int_0^\infty \int_0^\infty w_{\parallel}^3 \tilde{f}(w_{\parallel}, w_{\perp}) w_{\perp} dw_{\parallel} dw_{\perp} d\vartheta$$

D.2. With $W_{\parallel} \neq 0, \vec{W}_{\perp} = \vec{0}$

D.2.1. The most probable speed

Now with a positive shift $W_{\parallel} > 0$ in the distribution function

$$\frac{1}{\Theta_{\parallel}^2\Theta_{\perp}^2N} u_{p_{\parallel}}(W_{\parallel} \neq 0) = \int_0^{2\pi} \int_0^\infty \int_{-\infty}^\infty |w_{\parallel}| \tilde{f}(w_{\parallel} - W_{\parallel}, w_{\perp}) w_{\perp} dw_{\parallel} dw_{\perp} d\vartheta \tag{D56}$$

$$= \int_0^{2\pi} \int_{-\infty}^\infty \int_{-\infty}^0 |w_{\parallel}| \tilde{f}(w'_{\parallel}, w_{\perp}) w_{\perp} dw_{\parallel} dw_{\perp} d\vartheta$$

$$w'_{\parallel} = w_{\parallel} + W_{\parallel} \quad \text{and} \quad w'_{\parallel} = w_{\parallel} - W_{\parallel}$$

$$= \int_0^{2\pi} \int_0^\infty \int_{-\infty}^\infty |w'_{\parallel} + W_{\parallel}| \tilde{f}(w'_{\parallel}, w_{\perp}) w_{\perp} dw'_{\parallel} dw_{\perp} d\vartheta \tag{D57}$$

$$= \int_0^{2\pi} \int_0^\infty \int_{-\infty}^0 |w'_{\parallel} + W_{\parallel}| \tilde{f}(w'_{\parallel}, w_{\perp}) w_{\perp} dw'_{\parallel} dw_{\perp} d\vartheta + \int_0^{2\pi} \int_0^\infty \int_0^\infty |w'_{\parallel} + W_{\parallel}| \tilde{f}(w'_{\parallel}, w_{\perp}) w_{\perp} dw'_{\parallel} dw_{\perp} d\vartheta$$

Now we replace $w'_{\parallel} = -w_{\parallel}$ and replace the modulus according to the decomposition Eq. B15 by $|W_{\parallel} - \tilde{w}_{\parallel}| \rightarrow (W_{\parallel} - \tilde{w}_{\parallel})$ for $W_{\parallel} > \tilde{w}_{\parallel}$ and $|W_{\parallel} - \tilde{w}_{\parallel}| \rightarrow (\tilde{w}_{\parallel} - W_{\parallel})$ for $W_{\parallel} < \tilde{w}_{\parallel}$ in the first integral, while the last is expressed as $u_{\pi,p_{\parallel}}(0)$ and W_{\parallel}

$$\begin{aligned}
u_{p_{\parallel}} &= \Theta_{\parallel}^2\Theta_{\perp}^2N \int_0^{2\pi} \int_0^\infty \int_{W_{\parallel}}^\infty (w_{\parallel} - W_{\parallel}) \tilde{f}(w_{\parallel}, w_{\perp}) w_{\perp} dw_{\parallel} dw_{\perp} d\vartheta \\
&\quad + \Theta_{\parallel}^2\Theta_{\perp}^2N \int_0^{2\pi} \int_0^\infty \int_0^{W_{\parallel}} (W_{\parallel} - w_{\parallel}) \tilde{f}(w_{\parallel}, w_{\perp}) w_{\perp} dw_{\parallel} dw_{\perp} d\vartheta + \frac{1}{2} u_{\pi,p_{\parallel}}(0) + \frac{1}{2} \Theta_{\parallel} W_{\parallel} \\
&= \Theta_{\parallel}^2\Theta_{\perp}^2N \int_0^{2\pi} \int_0^\infty \int_0^{W_{\parallel}} (w_{\parallel} - W_{\parallel}) \tilde{f}(w_{\parallel}, w_{\perp}) w_{\perp} dw_{\parallel} dw_{\perp} d\vartheta \\
&\quad - \Theta_{\parallel}^2\Theta_{\perp}^2N \int_0^{2\pi} \int_0^\infty \int_0^{W_{\parallel}} (W_{\parallel} - w_{\parallel}) \tilde{f}(w_{\parallel}, w_{\perp}) w_{\perp} dw_{\parallel} dw_{\perp} d\vartheta + u_{\pi,p_{\parallel}}(0) \\
&= 2\Theta_{\parallel}^2\Theta_{\perp}^2N \int_0^{2\pi} \int_0^\infty \int_0^{W_{\parallel}} (W_{\parallel} - w_{\parallel}) \tilde{f}(w_{\parallel}, w_{\perp}) w_{\perp} dw_{\parallel} dw_{\perp} d\vartheta + u_{\pi,p_{\parallel}}(0) \tag{D58}
\end{aligned}$$

When W_{\parallel} is close to zero, the integral vanishes and we are left with $u_{p_{\parallel}}(0)$, while when W_{\parallel} becomes large, we can assume that the term $u_{\pi, p_{\parallel}}(0)$ cancels with that in the integral, and we are left with $W_{\parallel} \Theta_{\parallel}$.

D.2.2. The most probable heat flow

We proceed again analogously to Eq. D56 (assuming $W_{\parallel} < 0$) and find

$$\begin{aligned} \frac{1}{n\Theta_{\parallel}^4\Theta_{\perp}^2N}q_{p_{\parallel}}(W_{\parallel} \neq 0) &= \int_0^{2\pi} \int_0^{\infty} \int_{-\infty}^{\infty} |w_{\parallel}|^3 \tilde{f}(w_{\parallel}, w_{\perp}) w_{\perp} dw_{\parallel} dw_{\perp} d\vartheta \\ &= \int_0^{2\pi} \int_0^{\infty} \int_{-\infty}^0 |w'_{\parallel} + W_{\parallel}|^3 \tilde{f}(w'_{\parallel}, w_{\perp}) w_{\perp} dw'_{\parallel} dw_{\perp} d\vartheta + \int_0^{2\pi} \int_0^{\infty} \int_0^{\infty} |w'_{\parallel} + W_{\parallel}|^3 \tilde{f}(w'_{\parallel}, w_{\perp}) w_{\perp} dw'_{\parallel} dw_{\perp} d\vartheta \\ &= \mathcal{I}_1 + \mathcal{I}_2 \end{aligned} \quad (\text{D59})$$

We replace $|w'_{\parallel} + W_{\parallel}|^3$ by $(w'_{\parallel} + W_{\parallel})^3$ in the second integral \mathcal{I}_2 , and in the first integral \mathcal{I}_1 we apply the decomposition B15

$$|w'_{\parallel} + W_{\parallel}|^3 = \begin{cases} (W_{\parallel} - w'_{\parallel})^3 & W_{\parallel} > w'_{\parallel} \\ (w'_{\parallel} - W_{\parallel})^3 & W_{\parallel} < w'_{\parallel} \end{cases} \quad (\text{D60})$$

Then the second integral \mathcal{I}_2 gives (neglecting the primes):

$$\begin{aligned} n\Theta_{\parallel}^4\Theta_{\perp}^2N\mathcal{I}_2 &= n\Theta_{\parallel}^4\Theta_{\perp}^2N \int_0^{2\pi} \int_0^{\infty} \int_0^{\infty} (w_{\parallel} + W_{\parallel})^3 \tilde{f}(w_{\parallel}, w_{\perp}) w_{\perp} dw_{\parallel} dw_{\perp} d\vartheta \\ &= n\Theta_{\parallel}^4\Theta_{\perp}^2N \int_0^{2\pi} \int_0^{\infty} \int_0^{\infty} (w_{\parallel}^3 + 3w_{\parallel}^2W_{\parallel} + 3w_{\parallel}W_{\parallel}^2 + W_{\parallel}^3) \tilde{f}(w_{\parallel}, w_{\perp}) w_{\perp} dw_{\parallel} dw_{\perp} d\vartheta \\ &= \frac{1}{2}q_{p, \Pi_{\parallel}}(0) + \frac{3}{2}\Theta_{\parallel}W_{\parallel}P_{1, \Pi}(0) + \frac{3}{2}\Theta_{\parallel}^2W_{\parallel}^2u_{p, \Pi_{\parallel}}(0) + \pi n\Theta_{\parallel}^4\Theta_{\perp}^2N_{\parallel}W_{\parallel}^3 \int_0^{\infty} \int_0^{\infty} \tilde{f}(w_{\parallel}, w_{\perp}) dw_{\parallel} dw_{\perp} d\vartheta \end{aligned} \quad (\text{D61})$$

The first integral \mathcal{I}_1 gives (changing $w' \rightarrow -w$):

$$n\Theta_{\parallel}^4\Theta_{\perp}^2N\mathcal{I}_1 = n\Theta_{\parallel}^4\Theta_{\perp}^2N \int_0^{2\pi} \int_0^{\infty} \int_0^{\infty} |-w_{\parallel} + W_{\parallel}|^3 \tilde{f}(w_{\parallel}, w_{\perp}) w_{\perp} dw_{\parallel} dw_{\perp} d\vartheta \quad (\text{D62})$$

$$= n\Theta_{\parallel}^4\Theta_{\perp}^2N \int_0^{2\pi} \int_0^{\infty} \int_0^{\infty} |-w_{\parallel} + W_{\parallel}|^3 \tilde{f}(w_{\parallel}, w_{\perp}) w_{\perp} dw_{\parallel} dw_{\perp} d\vartheta \quad (\text{D63})$$

$$= n\Theta_{\parallel}^4\Theta_{\perp}^2N \int_0^{2\pi} \int_0^{\infty} \int_0^{W_{\parallel}} (W_{\parallel} - w_{\parallel})^3 \tilde{f}(w_{\parallel}, w_{\perp}) w_{\perp} dw_{\parallel} dw_{\perp} d\vartheta \quad (\text{D64})$$

$$+ n\Theta_{\parallel}^4\Theta_{\perp}^2N \int_0^{2\pi} \int_0^{\infty} \int_{W_{\parallel}}^{\infty} (w_{\parallel} - W_{\parallel})^3 \tilde{f}(w_{\parallel}, w_{\perp}) w_{\perp} dw_{\parallel} dw_{\perp} d\vartheta$$

In the second integral we change the lower boundary W_{\parallel} to zero and subtract the integral from zero to W_{\parallel} , then we get finally

$$q_{p, \Pi_{\parallel}}(W_{\parallel}) = 2nN \int_0^{2\pi} \int_0^{\infty} \int_0^{W_{\parallel}} (W_{\parallel} - w_{\parallel})^3 \tilde{f}(w_{\parallel}, w_{\perp}) w_{\perp} dw_{\parallel} dw_{\perp} d\vartheta + q_{p, \Pi_{\parallel}}(0) + 3\Theta_{\parallel}P_{22p, \Pi_{\parallel}}(0) \quad (\text{D65})$$

D.3. *With: $W_{\parallel} = 0, \vec{W}_{\perp} \neq \vec{0}$*

We assume first that $\vec{W}_{\parallel} = \text{const.}$ For the integrals, containing $|\vec{w} + \vec{W}|$ or $|\vec{w}_{\perp} + \vec{W}_{\perp}|^{2n+1}$, no analytic solution could be found, but in the anisotropic case we have the form $|\vec{w}_{\perp} + \vec{W}_{\perp}|^{2n} = (\vec{w}_{\perp} + \vec{W}_{\perp})^{2n}$, with $\vec{W}_{\perp} = W_{1\perp} \vec{e}_{1\perp} + W_{2\perp} \vec{e}_{2\perp}$. We need the integrals containing $n = 1$ and $n = 2$, for $n = 1$ we find

$$(\vec{w}_{\perp} + \vec{W}_{\perp})^2 = w_{\perp}^2 + 2\vec{w}_{\perp} \vec{W}_{\perp} + W_{\perp}^2 \quad (\text{D66})$$

$$= w_{\perp}^2 + 2(w_{\perp} W_{1\perp} \cos \vartheta + w_{\perp} W_{2\perp} \sin \vartheta) + W_{\perp}^2 \quad (\text{D67})$$

The integration over a full period of $\cos \vartheta, \sin \vartheta$ vanishes and we are left only with the squares w_{\perp}^2, W_{\perp}^2 . Similar for $n = 2$

$$(\vec{w}_{\perp} + \vec{W}_{\perp})^4 = w_{\perp}^4 + 4w_{\perp}^2 \vec{w}_{\perp} \vec{W}_{\perp} + 4W_{\perp}^2 \vec{w}_{\perp} \vec{W}_{\perp} + 2w_{\perp}^2 W_{\perp}^2 + W_{\perp}^4 + 4(\vec{w}_{\perp} \vec{W}_{\perp})^2 \quad (\text{D68})$$

$$= w_{\perp}^4 + W_{\perp}^4 + 2w_{\perp}^2 W_{\perp}^2 + 4(w_{\perp}^2 W_{1\perp}^2 \cos^2 \vartheta + w_{\perp}^2 W_{2\perp}^2 \sin^2 \vartheta) \quad (\text{D69})$$

where we have dropped in the last line all terms including $\cos \vartheta, \sin \vartheta$ or $\cos \vartheta \sin \vartheta$.

Thus, the most probable speed and heat flow are given by:

$$u_{p\perp}(W_{\perp}) = n\Theta_{\parallel}\Theta_{\perp}^3 N \int_0^{2\pi} \int_{-\infty}^{\infty} \int_0^{\infty} (w_{\perp}^2 + W_{\perp}^2) \tilde{f}(w_{\parallel}, w_{\perp}) w_{\perp} dw_{\parallel} dw_{\perp} d\vartheta \quad (\text{D70})$$

$$= u_{p,\Pi_{\perp}}(\vec{0}) + n\Theta_{\parallel}\Theta_{\perp}^3 N \mathcal{S}_0 W_{\perp} \quad (\text{D71})$$

$$q_{p\perp} = n\Theta_{\parallel}\Theta_{\perp}^5 N \int_0^{2\pi} \int_{-\infty}^{\infty} \int_0^{\infty} (w_{\perp}^4 + W_{\perp}^4 + 2w_{\perp}^2 W_{\perp}^2 + 4(w_{\perp}^2 W_{1\perp}^2 \cos^2 \vartheta + w_{\perp}^2 W_{2\perp}^2 \sin^2 \vartheta) \tilde{f}(w_{\parallel}, w_{\perp}) dw_{\perp} dw_{\parallel} d\vartheta \quad (\text{D72})$$

$$= q_{p\perp}(\vec{0}) + 2\pi\Theta_{\perp}^2 [1 + W_{\perp}^2] u_{p\perp}(\vec{0}) + n\Theta_{\parallel}\Theta_{\perp}^5 N \mathcal{S}_0 W_{\perp}^4 \quad (\text{D73})$$

with

$$\mathcal{S}_0 = \int_0^{2\pi} \int_0^{\infty} \int_{-\infty}^{\infty} f(w_{\parallel}, w_{\perp}) dw_{\perp} dw_{\parallel} d\vartheta \quad (\text{D74})$$

If we have the special case where $\vec{W}_{w_{\perp}} \parallel \vec{w}_{\perp}$ or $\vec{W}_{w_{\perp}} = a \frac{\vec{w}_{\perp}}{w_{\perp}}$ with $a \in \mathbb{R}$, we can use Eq. D66 and D68 to evaluate the most probable speed and heat flow. Thus, we have:

$$u_{p\perp}(\vec{W}_{w_{\perp}}) = u_{p,\Pi_{\perp}}(\vec{0}) + a\Theta_{\perp} + a^2 n\Theta_{\parallel}\Theta_{\perp}^3 N \mathcal{S}_0 \quad (\text{D75})$$

$$q_{p\perp}(\vec{W}_{w_{\perp}}) = q_{p,\Pi_{\perp}}(\vec{0}) + a\Theta_{\perp} P_{22\pi,se}(\vec{0}) + a^2 \Theta_{\perp}^2 u_{p,\Pi_{\perp}}(\vec{0}) + a^3 n\Theta_{\perp}^3 + a^4 n\Theta_{\parallel}\Theta_{\perp}^5 N \mathcal{S}_0 \quad (\text{D76})$$

The values for \mathcal{S}_0 are given in the table 6 in the main text.