

Generalised Multi-Rate Models for conjugate transfer in heterogeneous materials

Federico Municchi¹, Matteo Icardi¹

^a*School of Mathematical Sciences, University of Nottingham, University Park, NG7 2RD, Nottingham, UK*

Abstract

We propose a novel macroscopic model for conjugate heat and mass transfer between a *mobile region*, where advective transport is significant, and a set of *immobile regions* where diffusive transport is dominant. Applying a spatial averaging operator to the microscopic equations, we obtain a *multi-continuum* model, where an equation for the average concentration in the mobile region is coupled with a set of equations for the average concentrations in the immobile regions. Subsequently, by mean of a spectral decomposition, we derive a set of equations that can be viewed as a generalisation of the multi-rate mass transfer (MRMT) model, originally introduced by Haggerty & Gorelick [1]. This new formulation does not require any assumption on local equilibrium or geometry. We then show that the MRMT can be obtained as the leading order approximation, when the mobile concentration is in local equilibrium. The new Generalised Multi-Rate Mode (GMRM) has the advantage of providing a direct method for calculating the model coefficients for immobile regions of arbitrary shapes, through the solution of appropriate micro-scale cell problems. An important finding is that a simple re-scaling or re-parametrisation of the transfer rate coefficient (and thus, the memory function) is not sufficient to account for the flow field in the mobile region and the resulting non-uniformity of the concentration at the interfaces between mobile and immobile regions.

Keywords: Conjugate transfer, Multi-rate transfer, Multiscale, Homogenisation, Volume averaging

1. Introduction

Conjugate transfer in heterogeneous media is of pivotal importance for a wide range of applications ranging from dispersion of contaminants in aquifers [1, 2, 3, 4, 5] and stagnation/recirculation zones [6, 7, 8, 9] to heat transfer in granular media and suspension flows [10], or colloid interface reactions [11, 12]. In all these systems, we are faced with one (or more) flowing fluid exchanging mass or energy with a set of quiescent regions or impermeable inclusions, where diffusion can be assumed to be the dominant transport process. In this work we will refer to the first as *mobile region* and the latter as *immobile regions*. This terminology introduces a classification based on the mathematical modeling of regions rather than their physical meaning, and therefore allows to draw conclusions that are widely applicable to a class of problems. Similarly, we assume that heat and mass transfer processes obey the same governing equations (therefore we do not consider, for example, phase change or other critical phenomena).

While transport in weakly heterogeneous media can be accurately described using stochastic perturbative approaches [13] (see [14, 15, 16] for an extensive review), typical flow structures and exchange phenomena arising from strong heterogeneities (see for example [17, 18]) can not be captured by low order expansions. In fact, predictions from these methods show significant discrepancies when compared against observations from field experiments [19, 20], numerical simulations (for example [21]) and laboratory experiments [22].

To predict transport in strongly heterogeneous systems, a large number of methods have been developed, the most common of which are:

- Integro-differential formulations [4] where the mass transfer to the immobile region is represented as the convolution of the concentration with an appropriate memory function over the past history of the system.

- The Multi-Rate mass transfer [1], which consist in modeling the transfer between mobile and immobile regions as a system of first order reactions.
- The continuous time random walk [13], where the movement of solute particles in the heterogeneous medium is represented as random walks in time and space.

Furthermore, it has been demonstrated that these methods are substantially equivalent [23, 13, 24] and a unified formulation based on the multi-rate mass transfer has been proposed [24]. This somewhat arbitrary choice was based on the sound basis that (i) the multi-rate mass transfer is generally more intuitive than the other methods and that (ii) it allows localisation. In the present work, we will add one further reason to motivate such choice: (iii) that the multi-rate mass transfer can be derived from the microscopic equations exactly, and intuitively interfaced with results from homogenisation (see [25, 26] for an extensive review of homogenisation theory).

However, accurate estimation for the closure parameters of the multi-rate mass transfer model is still a largely debated topic. Specifically, the multi-rate mass transfer model of Haggerty & Gorelick [1] requires a couple of parameters for each first order reaction:

- α_{HG} : the apparent exchange rate coefficient.
- β_{HG} : the capacity ratio.

It was suggested [1, 24] that while these parameters are indeed functions of other variables (like material and geometrical properties) at a fundamental level, they should really be considered as the fundamental coefficients for the model. A formal approach to obtain these coefficient consists in expressing the inter-region transfer as a memory term in the governing equations for the mobile region [4, 13]. Such term results from the convolution of the accumulation term with a memory function [11], which is then expanded in series of other functions (generally exponentials). The free parameters arising from this operation correspond to the parameters of Haggerty & Gorelick and they can be evaluated on the basis of analytical solutions for simple geometries [27]. However, one notorious limitation of such approach is the lack of theoretical basis to describe the dependence of the apparent exchange rate coefficients on the Reynolds number in the mobile region [28, 29]. In fact, several studies [30, 31, 32] showed that an exponential memory function is inadequate to describe the dependence on the flow rate. As a result, more complicated memory functions have been proposed as *ad hoc* solutions [33, 34, 35, 36], often based on the breakthrough curves and lacking any sort of physical connection with the underlying geometry or material properties. Therefore, calibration using laboratory experiments or numerical simulations [37, 6] and data fitting are often employed to obtain model parameters in practice. As a result, current mathematical formulations of multi-rate models still consider (at a macroscopic level) the concentration in the mobile region in equilibrium for what concern the inter-region exchange.

In this work we propose a novel general derivation of the multi-rate mass transfer model that address the following modeling issues:

- Providing a unique way of calculating the model parameters, like a set of equations that can be solved once for a whole class of problems.
- Including the effect of advective transport on the conjugate transfer in a way that is mathematically formal and physically sound.
- Derivation from first principles containing a limited and clear set of assumptions. This with the aim of facilitating any extension in future works.

This work is structured as follows. In section 2 we describe the microscopic equations and the approximations we employ. In section 3 we present the upscaling methodology in details and in Section section 4 we show how the model of Haggerty & Gorelick can be obtained as a zero-order approximation of our model. In section 4, we also present higher order models and we summarise the model parameters in section 6. We conclude in section 7 with an outlook to future extensions of the current model.

2. Assumptions and microscopic equations

2.1. Heterogeneous domain

We consider the scenario presented in fig. 1. Let us consider a heterogeneous medium composed of a "mobile" region and a number of "immobile" zones. Therefore, $\Omega = \Omega_m \cup_{i=1}^{N_i} \Omega_i$, where Ω_m is the region occupied by the mobile region and N_i is the number of inclusions. The mobile region is exchanging mass with the immobile regions through the inclusions' boundaries $\partial\Omega_i$.

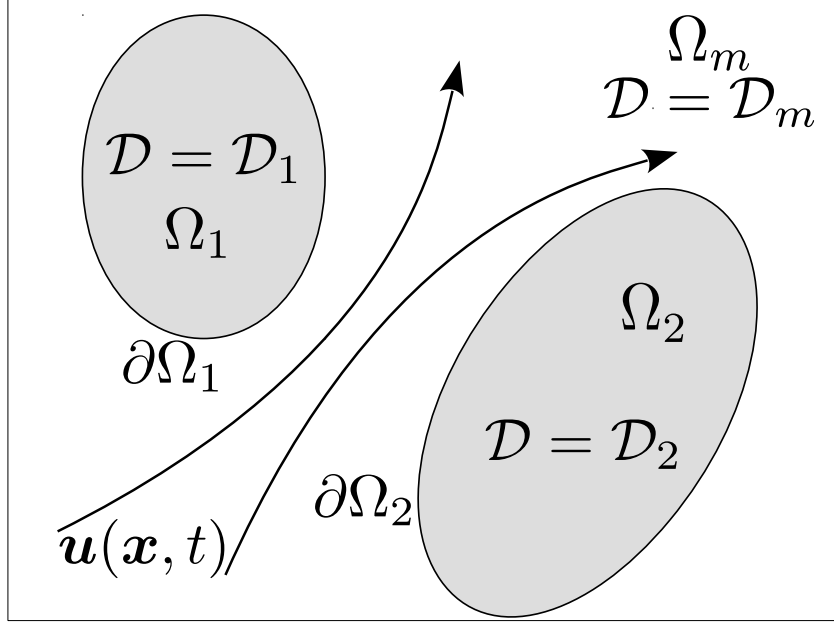


Figure 1: Schematic representation of a domain containing multiple inclusions. A velocity field $\mathbf{u}(\mathbf{x}, t)$ is defined in the mobile region Ω_m , while only diffusion processes occur in the immobile regions Ω_1 and Ω_2 . Notice that the diffusion coefficient \mathcal{D} has different values in each region.

In the following we will assume that transport within inclusions Ω_i is dominated by diffusion, while on Ω_m , advection might not be negligible. Thus, we can define a Peclet number:

$$\text{Pe} = \frac{UL}{\mathcal{D}_m}, \quad (1)$$

where U is a characteristic velocity of the fluid, L is a characteristic length and \mathcal{D} is a diffusion coefficient. We will therefore assume that in the immobile regions:

$$\text{Pe}_i = \frac{U_i R_i}{\mathcal{D}_i} \ll 1, \quad \forall i = 1, \dots, N_i, \quad (2)$$

while no assumption is made on the Peclet number in the mobile region.

2.2. Microscopic governing equations

We assume that the concentration field $c_m(\mathbf{x}, t)$ in the mobile region is obeying the advection-diffusion equation at the microscopic scale:

$$\frac{\partial c_m}{\partial t} + \nabla \cdot (\mathbf{u}c_m - \mathcal{D}_m \nabla c_m) = 0, \quad \mathbf{x} \in \Omega_m. \quad (3)$$

Furthermore, we have N_i diffusion equations for the concentrations in the immobile regions:

$$\frac{\partial c_i}{\partial t} = \mathcal{D}_i \nabla^2 c_i, \quad \mathbf{x} \in \Omega_i, \quad i = 1, \dots, N_i. \quad (4)$$

We assume here the immobile diffusion coefficients \mathcal{D}_i to be constant. This can be easily relaxed to smooth or piecewise smooth coefficients and will be subject of future studies (by decomposing into coupled sub-regions).

At the interfaces $\partial\Omega_i$ we enforce continuity of fields and fluxes:

$$c_i = c_m, \quad \mathcal{D}_i \frac{\partial c_i}{\partial n} = \mathcal{D}_m \frac{\partial c_m}{\partial n}, \quad \mathbf{x} \in \partial\Omega_i. \quad (5)$$

Notice that this choice of boundary conditions implies that immobile regions do not exchange mass with each other, but they are only connected through the mobile region.

3. Upscaling methodology

3.1. Spatial filtering

Standard multi-continuum models [38] can be obtained from eq. (3) and 4, by applying a spatial filtering operator to the governing equation for the mobile region using a REV (Representative Elementary Volume) Ω as support. We will assume that such REVs have a local periodic behaviour or, in other words, that their geometry changes very slowly with \mathbf{x} . Specifically, we assume that the number and geometrical configuration of the immobile regions included in a region $\Omega(\mathbf{x})$ centred on \mathbf{x} is essentially equivalent to that of a region $\Omega(\mathbf{x} + \delta\mathbf{x})$ for a sufficiently small $\delta\mathbf{x}$. This procedure produces fields that are much smoother than the original ones, and that behave more and more regularly the larger is the volume V_Ω of Ω with respect to the volumes V_i of each region Ω_i . This can be seen as an additional hypothesis: that the diffusive modes are mostly excited by the conjugate transfer with the immobile regions and not by additional source terms due, for example, to bulk reactions. Furthermore, we consider a macroscopic domain Ω_{macro} given by the union of a number of REVs Ω .

Therefore we define the volume average of c_m in the region $\Omega(\mathbf{x})$ as the top-hat filter of volume V_Ω centred on \mathbf{x} :

$$\overline{c_m}(\mathbf{x}, t) = \int_{\Omega_{\text{macro}}} K_\Omega(\mathbf{x} - \mathbf{x}') c_m(\mathbf{x}', t) dV = K_\Omega * c_m \quad (6)$$

Where K_Ω is a filtering Kernel and $*$ is the convolution operator. A typical Kernel that is widely used in fluid dynamics and multiphase flows is the top-hat [39, 40, 41]:

$$K_\Omega(\mathbf{x} - \mathbf{x}') = \frac{1}{V_\Omega} \begin{cases} 1 & \forall \mathbf{x}' \in \Omega(\mathbf{x}) \\ 0 & \text{otherwise} \end{cases} \quad (7)$$

Where $\Omega(\mathbf{x})$ is a REV centred on \mathbf{x} . Notice that in our formulation both $\overline{c_m}$ and c_m are both functions of the spatial coordinate \mathbf{x} . However, the integral operator results in $\overline{c_m}$ to be much smoother than c_m and therefore we will consider as $\overline{c_m}$ does not depend on space at scales smaller than Ω . Similarly, V_Ω is also a slowly varying function of \mathbf{x} . We can therefore write an explicit expression for $\overline{c_m}$:

$$\overline{c_m}(\mathbf{x}, t) = K_\Omega * c_m = \frac{1}{V_\Omega} \int_{\Omega} c_m(\mathbf{x}', t) dV \quad (8)$$

We also define the Favre top-hat Kernel as the volume average over the mobile region $\Omega_m(\mathbf{x})$ centred on \mathbf{x} and of volume V_m :

$$K_{\Omega_m}(\mathbf{x} - \mathbf{x}') = \frac{1}{V_m} \begin{cases} 1 & \forall \mathbf{x}' \in \Omega_m(\mathbf{x}) \\ 0 & \text{otherwise} \end{cases} \quad (9)$$

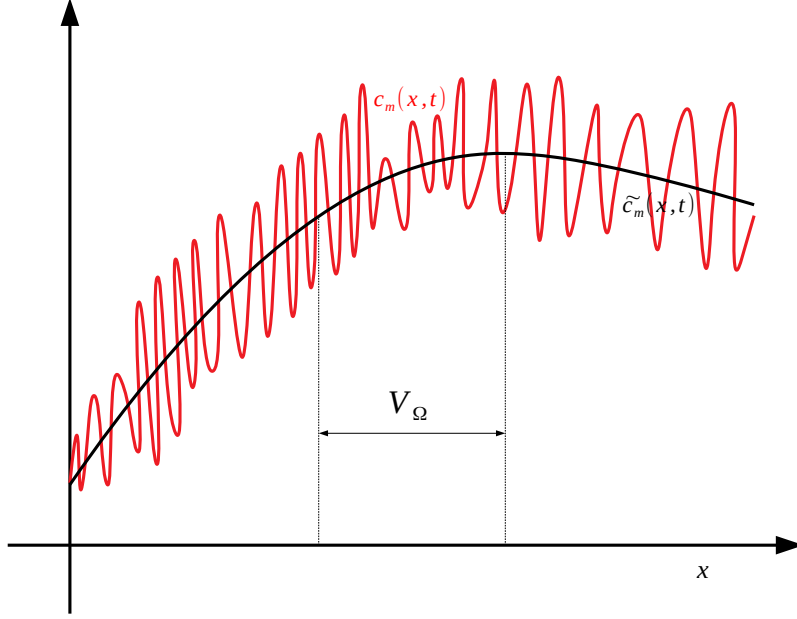


Figure 2: Illustration showing the smoothness properties of \widetilde{c}_m compared to c_m . Here V_Ω represents the filter size. $c_m(\mathbf{x}, t)$ is filtered at every point $\mathbf{x} \in \Omega_m$, so that a value of $\widetilde{c}_m(\mathbf{x}, t)$ is defined at every $\mathbf{x} \in \Omega$. Notice that \widetilde{c}_m is defined on the union domain Ω and not on the perforated domain Ω_m .

And therefore, the Favre averaged concentration \widetilde{c}_m can be written as:

$$\widetilde{c}_m(\mathbf{x}, t) = K_{\Omega_m} * c_m = \frac{1}{V_m} \int_{\Omega_m} c_m(\mathbf{x}', t) dV \quad (10)$$

The spatial filtering procedure is illustrated in fig. 2, where the resulting Favre averaged concentration is much smoother than the original one.

Generally, Ω is itself a function of the coordinate \mathbf{x} but, since we assume symmetry of Ω under translation. the integral commutes with spatial derivatives and we will therefore omit its dependence of \mathbf{x} for the sake of brevity. such that we obtain the relation:

$$\overline{c}_m = \beta_m \widetilde{c}_m, \quad (11)$$

where we introduced the capacity of the mobile region β_m defined as V_m/V . Some authors (for example [1]) define β_m as being multiplied by a retardation factor obtained from a re-scaling of the time coordinate. Without loss of generality, we will not consider the retardation factor explicitly.

3.2. Multi-continuum model

Assuming that the the immobile regions Ω_i are fully included into Ω (i.e., $\partial\Omega \cap \partial\Omega_i = \emptyset$ $i = 1, \dots, N_i$), applying the integral operator (6) to (3) and making use of the Green's theorem we obtain:

$$\beta_m \frac{\partial \widetilde{c}_m}{\partial t} + \sum_{i=1}^{N_i} \frac{1}{V} \int_{\partial\Omega_i} \mathcal{D}_i \frac{\partial c_i}{\partial n} dS = \beta_m \frac{\partial \widetilde{c}_m}{\partial t} + \sum_{i=1}^{N_i} \mathcal{M}_i(t) = -\nabla \cdot \mathbf{J}_m, \quad (12)$$

where we have defined the total average flux in the mobile region:

$$\mathbf{J}_m = \overline{\mathbf{u}c_m} - \overline{\mathcal{D}_m \nabla c_m}, \quad (13)$$

and the average inter-region mass exchange rate for region i :

$$\dot{\mathcal{M}}_i(t) = \frac{1}{V} \int_{\partial\Omega_i} \mathcal{D}_i \frac{\partial c_i}{\partial n} dS. \quad (14)$$

Since in this work our focus is on the interface exchange, we do not perform an accurate upscaling of \mathbf{J}_m , and we will use a simplified expression without any loss of generality:

$$\mathbf{J}_{m,\text{eff}} = \mathbf{u}_{\text{eff}} \tilde{c}_m - \mathcal{D}_{m,\text{eff}} \nabla \tilde{c}_m, \quad (15)$$

where \mathbf{u}_{eff} and $\mathcal{D}_{m,\text{eff}}$ are the effective velocity and the effective diffusivity in the mobile region. Notice that the capacity β_m does not appear explicitly into (15) since it is generally accounted for within the effective parameters.

We then define the Favre averaged concentration in the immobile regions as:

$$\tilde{c}_i(\mathbf{x}, t) = \frac{1}{V_i} \int_{\Omega_i} c_i(\mathbf{x}, t) dV, \quad (16)$$

where V_i is the volume occupied by region Ω_i . Thus, we integrate (4) to obtain:

$$\frac{\partial \tilde{c}_i}{\partial t} = \frac{1}{V_i} \int_{\partial\Omega_i} \mathcal{D}_i \frac{\partial c_i}{\partial n} dS = \frac{\dot{\mathcal{M}}_i(t)}{\beta_i}, \quad (17)$$

where $\beta_i = V_i/V$ is the capacity of immobile region i . Notice that the time derivative in eq. (17) is a partial derivative since c_i depends on \mathbf{x} at the macro scale (for example, due to the distribution of immobile regions at the macroscale). eq. (17), substituted into (12), leads to the multi-continuum equation for the concentration field in the mobile region:

$$\beta_m \frac{\partial \tilde{c}_m}{\partial t} + \sum_{i=1}^{N_i} \beta_i \frac{\partial \tilde{c}_i}{\partial t} = -\nabla \cdot \mathbf{J}_{m,\text{eff}} \quad (18)$$

In (18), we transformed the boundary conditions of the microscopic equation into source terms, one for each immobile region. However, in this formulation \tilde{c}_i still needs to be found through an equation that is valid at the microscopic scale and, thus, requires the complete knowledge of the concentration in the immobile region.

3.3. Multi-rate mass transfer

In order to express \tilde{c}_i in a closed form that only depends on the geometrical and physical properties of the immobile region (as well as from the boundary value of c_m), we perform the following decomposition:

$$c_i(\mathbf{x}, t) = \psi_i(\mathbf{x}, t) + c'_i(\mathbf{x}, t) \quad (19)$$

Where the function ψ_i satisfies the following equation and boundary conditions:

$$\begin{cases} \nabla^2 \psi_i = 0, & \mathbf{x} \in \Omega_i \\ \psi_i(\mathbf{x}, t) = c_m(\mathbf{x}, t), & \mathbf{x} \in \partial\Omega_i \end{cases} \quad (20)$$

While c'_i is given by:

$$\begin{cases} \frac{\partial c'_i}{\partial t} - \mathcal{D}_i \nabla^2 c'_i = -\frac{\partial \psi_i}{\partial t}, & \mathbf{x} \in \Omega_i \\ c'_i = 0, & \mathbf{x} \in \partial\Omega_i \end{cases} \quad (21)$$

Summing eq. (20) and 21, and using decomposition 19 gives back eq. (4) with the correct boundary conditions. Notice that due to eq. (20), ψ_i satisfies the following Gauß-Green integral:

$$\int_{\Omega_i} \nabla^2 \psi_i dV_i = \int_{\Omega_i} \nabla \cdot \nabla \psi_i dV_i = \int_{\partial\Omega_i} \frac{\partial \psi_i}{\partial n} dS_i = 0, \quad (22)$$

being n a field normal to $\partial\Omega_i$ and S_i the surface of $\partial\Omega_i$.

Therefore, in our formulation the function ψ_i is simply required to satisfy the non-homogeneous time dependent boundary conditions, while c_i satisfies a non-homogeneous unsteady diffusion equation with homogeneous boundary conditions.

The homogeneous form of eq. (21) leads to an eigenvalue problem following a separation of variables, and can therefore be expressed in series of eigenfunctions without any loss of generality:

$$c'_{i,homo} = \sum_{j=1}^{\infty} c'_{ij}(t) \phi_{ij}(\mathbf{x}) \quad (23)$$

Where $c'_{ij}(t)$ are series coefficients that depend on time and on \mathbf{x} at the macro scale only, while the eigenfunctions $\phi_{ij}(\mathbf{x})$ carry the dependence on the spatial coordinate at the micro scale and satisfy:

$$\begin{cases} \mathcal{D}\nabla^2 \phi_{ij} = \lambda_{ij} \phi_{ij}, & \mathbf{x} \in \Omega_i \\ \phi_{ij} = 0, & \mathbf{x} \in \partial\Omega_i \end{cases} \quad (24)$$

Where λ_{ij} is the eigenvalue corresponding to eigenfunction ϕ_{ij} .

While our decomposition of the spatial dependence in 23 may look arbitrary at first sight, in practice it simply mean that there co-exist two problems for the immobile regions: (i) a local one and (ii) a global one. The local problem (i) refers to the solution within the single immobile regions and is described by eq. (4) within the REV Ω . The global problem (ii) involves how the fields in the immobile regions vary at a macroscopic scale and how the immobile regions communicate. In our case, the immobile regions are disconnected and therefore, the spatial dependence of c'_{ij} is only keeping track of the different initial conditions at the macroscopic scale (since the boundary conditions are homogeneous).

Notice that both eq. (20) and 24 can be made dimensionless by rescaling with respect to a characteristic length of the inclusion L_i and the diffusion coefficient in the immobile region \mathcal{D}_i . As a consequence, we can relate the dimensional eigenvalue λ_{ij} with a dimensionless eigenvalue:

$$\lambda_{ij}^* = \frac{\lambda_{ij} L_i^2}{\mathcal{D}_i} \quad (25)$$

Following this rescaling, eq. (20) and 24 are not just valid for a particular geometry, but for class of similar geometries.

Substituting solution 23 back into eq. (21) and projecting into ϕ_{ik} we obtain:

$$\frac{\partial c'_{ik}}{\partial t} = \lambda_{ik} c'_{ik} - \frac{1}{A_i} \frac{\partial}{\partial t} \int_{\Omega_i} \psi_i \phi_{ik} dV \quad (26)$$

Where $A_i = \int_{\Omega_i} \phi_{ik} \phi_{ik} dV$ is the normalisation factor of the eigenproblem, which depends on the geometry only.

For reasons that will be clear in the next section, we introduce the following definitions:

$$m_{ij} = \int_{\Omega_i} \phi_{ij} dV, \quad w_{ij} = \frac{m_{ij}}{A_i} \quad (27)$$

$$c_{ij} = \frac{1}{w_{ij}} c'_{ij} + \frac{1}{m_{ij}} \int_{\Omega_i} \psi_i \phi_{ij} dV \quad (28)$$

Substituting into eq. (26) we obtain:

$$\frac{\partial c_{ik}}{\partial t} = \lambda_{ik} (c_{ik} - \psi_{ik}) \quad (29)$$

Where we introduced the projection of ψ into ϕ_{ik} scaled over the norm of ϕ_{ik} :

$$\psi_{ik}(t) = \frac{1}{m_{ik}} \int_{\Omega_i} \psi_i(\mathbf{x}, t) \phi_{ik}(\mathbf{x}) dV \quad (30)$$

Therefore, c_i is now given by:

$$c_i(\mathbf{x}, t) = \theta_i(\mathbf{x}, t) + \sum_{k=1}^{\infty} w_{ik} c_{ik}(t) \phi(\mathbf{x}) \quad (31)$$

Where:

$$\theta_i(\mathbf{x}, t) = \psi_i(\mathbf{x}, t) - \sum_{k=1}^{\infty} w_{ik} \phi_{ik}(\mathbf{x}) \psi_{ik}(t) \quad (32)$$

is the correction function for the immobile region, which accounts for the non-homogeneity of $c_m(\mathbf{x}, t)$ at the interface.

3.3.1. Computation of the exchange rate

We now compute the Favre averaged concentration in the i -immobile region:

$$\tilde{c}_i(t) = \tilde{\theta}_i + \sum_{k=1}^{\infty} \beta_{ik} c_{ik}(t), \quad \beta_{ik} = \frac{w_{ik} m_{ik}}{V_i} \quad (33)$$

Where the favre averaged correction function is given by:

$$\tilde{\theta}_i = \tilde{\psi}_i(t) - \sum_{k=1}^{\infty} \beta_{ik} \psi_{ik}(t) \quad (34)$$

Notice that β_{ik} plays the role of a capacity (or a normalised weighting function) since:

$$\sum_{k=1}^{\infty} \beta_{ik} = \sum_{k=1}^{\infty} \frac{\left(\int_{\Omega_i} \phi_{ik} dV \right)^2}{V_i \int_{\Omega_i} \phi_{ik}^2 dV} = 1 \quad (35)$$

Recalling eq. (17), we then obtain an expression for the mobile-immobile exchange rate:

$$\mathcal{M}_i(t) = \beta_i \frac{\partial \tilde{\theta}_i}{\partial t} + \sum_{k=1}^{\infty} \beta_i \beta_{ik} \frac{\partial c_{ik}}{\partial t} \quad (36)$$

Notice that all the terms involved in the multi-rate transfer can be computed *a priori* by solving a *cell problem*, which consists in solving eq. (20) for ψ_i and the eigenvalue problem 24 for each immobile region i . However, $\psi_i(\mathbf{x}, t)$ is a non trivial function of $c_m(\mathbf{x}, t)$, and in the present formulation its computation requires the solution of equation 20 for each instant of time. This is clearly not desirable, since it would mean that a numerical algorithm would have to solve eq. (20) at each time step. Furthermore, no information regarding the functional dependence of c_m on the flow rate is provided in the current formulation. Therefore, we need to introduce some information regarding the microstructure of $c_m(\mathbf{x}, t)$ in order to make any further progress.

3.4. Representation of $c_m(\mathbf{x}, t)$ using homogenisation theory

So far, our formulation is exact, in the sense that we made no assumption regarding the regularity of the fields and we retained all the terms arising from the volume averaging. However, we still do not have an expression for the concentration field at the interface between mobile and immobile regions since that would require the complete knowledge of $c_m(\mathbf{x}, t)$.

In order to give a representation of the spatial variability of $c_m(\mathbf{x}, t)$ without having to solve the microscopic unsteady governing equations, one can employ the classical perturbative approach of homogenisation theory, and express c_m using the *corrector equation* [26]:

$$c_m(\mathbf{x}, t) = \tilde{c}_m(\mathbf{x}, t) + \sum_{n=1}^{\infty} \chi_n(\mathbf{x}) : \nabla^n \tilde{c}_m(\mathbf{x}, t) \quad (37)$$

Where χ_n is the corrector function corresponding to the n -order of the series and $:$ represents the contraction between the corrector and the n -order gradient ∇^n . Notice that \tilde{c}_m and $\nabla^n \tilde{c}_m$ varies much slower than χ_n in \mathbf{x} and can be considered as constant when plugged into the microscopic equations. One important feature of corrector tensors is that they provide crucial information on the transport anisotropy. For example, if the flow field is unidirectional, the first order corrector χ_1 will be a vector field oriented towards the flow direction but (unlike the velocity field) it will not be zero at the interface between mobile and immobile regions. Therefore, employing eq. (37) allows to reconstruct the interface concentration from the gradients of \tilde{c}_m weighted with functions of the transport properties, provided that expansion 37 is shown to be convergent (which is beyond the scope of this work).

As a side note, we mention that homogenisation can be also employed to obtain an expression for $\mathbf{J}_{m,\text{eff}}$ [42, 43] and it is therefore synergic to the current problem. Furthermore, homogenisation theory can also be employed in place of volume averaging to derive dual porosity models [44].

To introduce the information provided by the corrector equation into our problem, we can expand ψ_i in a similar fashion:

$$\psi_i(\mathbf{x}, t) = \tilde{c}_m(\mathbf{x}, t) + \sum_{n=1}^{\infty} \Psi_n(\mathbf{x}) : \nabla^n \tilde{c}_m(\mathbf{x}, t) \quad (38)$$

Where the functions Ψ_n are coupled with the correctors χ_n at the interface and satisfy (owing the linearity of equation 20) :

$$\begin{cases} \nabla^2 \Psi_{in}(\mathbf{x}) = 0, & \mathbf{x} \in \Omega_i \\ \Psi_{in}(\mathbf{x}) = \chi_n(\mathbf{x}), & \mathbf{x} \in \partial\Omega_i \end{cases} \quad (39)$$

These are a set of partial differential equations for tensors of rank n . Notice that Ψ_{in} satisfies a boundary integral relation similar to eq. (22).

We can now substitute expansion 38 into $\tilde{\theta}_i$ to obtain:

$$\tilde{\theta}_i = \sum_{n=1}^{\infty} \left(\tilde{\Psi}_{in} - \sum_{k=1}^{\infty} \beta_{ik} \int_{\Omega_i} \Psi_{in} \phi_{ik} dV \right) : \nabla^n \tilde{c}_m = \sum_{n=1}^{\infty} \left(\tilde{\Psi}_{in} - \sum_{k=1}^{\infty} \beta_{ik} \Psi_{ink} \right) : \nabla^n \tilde{c}_m = \sum_{n=1}^{\infty} \Theta_{in}^* : \nabla^n \tilde{c}_m \quad (40)$$

Where we introduced Θ_{in}^* as the internal corrector tensor of rank n for immobile region i , which accounts for the internal effects of the spatial variability of $c_m(\mathbf{x}, t)$ at the interface. Notice that this formulation shows that $\tilde{\theta}_i = 0$ when we can assume $c_m(\mathbf{x}, t) = \tilde{c}_m$ at the interface, which means that no correction is necessary.

Furthermore, expansion 38 is substituted in the evolution equation for c_{ik} , leading to:

$$\frac{\partial c_{ik}}{\partial t} = \lambda_{ik} \left(c_{ik} - \tilde{c}_m - \sum_{n=1}^{\infty} \Psi_{ikn} : \nabla^n \tilde{c}_m \right) \quad (41)$$

4. Governing equations of the multi-rate mass transfer model

We can now write down a set of equations for the multi-rate mass transfer model which can be closed using a set of parameters corresponding to different geometries. When a specific geometry is selected, such parameters are constants or are simple function of geometrical and material properties through a rescaling (as for the eigenvalue $\lambda_{ik} = \lambda_{ik}^* \mathcal{D}_i / L_i^2$).

$$\begin{cases} \beta_m \frac{\partial \tilde{c}_m}{\partial t} + \sum_{i=1}^{N_i} \beta_i \frac{\partial}{\partial t} \left(\sum_{n=1}^{\infty} \Theta_{in}^* : \nabla^n \tilde{c}_m + \sum_{k=1}^{\infty} \beta_{ik} c_{ik} \right) = -\nabla \cdot \mathbf{J}_{m,\text{eff}}, \\ \frac{\partial c_{ik}}{\partial t} = \lambda_{ik} \left(c_{ik} - \tilde{c}_m - \sum_{n=1}^{\infty} \Psi_{ikn} : \nabla^n \tilde{c}_m \right), \end{cases} \quad \begin{array}{l} i = 1, \dots, N_i, \\ k = 1, \dots, \infty, \end{array} \quad (42)$$

This formulation of the multi-rate mass transfer is exact as long as $c_m(\mathbf{x}, t)$ can be expanded using the corrector eq. (37), and the series is convergent. In practical applications, one would also truncate both the series in n and k to achieve the desired accuracy or retain only a certain number of terms. In that case, some considerations on the approach of the series to convergence are required. However, if the macroscopic field \tilde{c}_m is sufficiently regular it is possible to obtain a good approximation just with the first order corrector χ_1 [26].

A key feature of the current formulation is that accounts for the non-uniform distribution of the concentration field at the interface from a microscopic perspective and shows how this can be upscaled to a macroscopic set of equations. Surprisingly, this does not lead to a new exchange rate (which is equivalent to the eigenvalue of the homogeneous problem λ_{ik}), but instead to an additional term in the equations for c_{ik} and a new rate term. These terms lead to mixed and potentially high order derivatives in the governing equation for the mobile concentration. However, in practical applications one rarely goes beyond a second order corrector and therefore this does not alter the order of the differential equation.

4.1. The multi-rate model of Haggerty & Gorelick: the leading order approximation

The original multi-rate mass transfer model proposed by Haggerty & Gorelick [1] can be obtained as a special case of our general formulation. More specifically, their model can be considered as a leading order approximation for $\tilde{\psi}_i$, which results in the system:

$$\begin{cases} \beta_m \frac{\partial \tilde{c}_m}{\partial t} + \sum_{i=1}^{N_i} \sum_{k=1}^{\infty} \beta_{ik} \frac{\partial c_{ik}}{\partial t} = -\nabla \cdot \mathbf{J}_{m,\text{eff}} \\ \frac{\partial c_{ik}}{\partial t} = \lambda_{ik} (c_{ik} - \tilde{c}_m), \end{cases} \quad \begin{array}{l} i = 1, \dots, N_i, \\ k = 1, \dots, \infty \end{array} \quad (43)$$

Therefore, the model of Haggerty & Gorelick is obtained under the approximation that the concentration at the interface between each immobile region and the mobile region is uniform and equal to \tilde{c}_m . This is acceptable for systems where the mobile region is approximatively in local equilibrium at the microscale. This can be the case of a well-mixed concentration in the mobile region.

4.2. Computation of β_{ik} and λ_{ik}

Coefficients β_{ik} and λ_{ik} do not depend in any way on the interface concentration $c_m(\mathbf{x}, t)$ and, following our approach, they bear no dependence on the transport processes happening in the mobile region. Therefore, they can be calculated exactly using only geometrical shape and material properties of the immobile regions as input.

Table 1 shows the expression of λ_{ik} and β_{ik} for a set of simple geometries. Clearly, our coefficients match those proposed by Haggerty & Gorelick [1], except for a factor β_m in β_{ik} , which is consistent with our formulation since we do not divide the equation for \tilde{c}_m by β_m .

Geometry	λ_{ik}	β_{ik}
1d Layer	$(2k-1)^2 \pi^2 \frac{\mathcal{D}_i}{4L_i^2}$	$\frac{8}{(2k-1)^2 \pi^2}$
Cylinder	$\zeta_k^2 \frac{\mathcal{D}_i}{R^2}$	$\frac{4}{\zeta_k^2}$
Sphere	$k^2 \pi^2 \frac{\mathcal{D}_i}{R^2}$	$\frac{6}{k^2 \pi^2}$

Table 1: Evaluation of λ_{ik} and β_{ik} for simple geometries for which there is an analytical solution of the unsteady diffusion equation (see [45] for details). Here L represents half the length of the layer (the domain in the layer goes from $-L$ to L), R is the radius of the sphere or cylinder and ζ_k is the k -th zero of the zero-order Bessel function of the first kind.

In this approximation, coefficients λ_{ik} and β_{ik} have the same meaning as in Haggerty & Gorelick, where λ_{ik} plays the role of exchange rate between c_{ik} and ψ_{ik} . As demonstrated in table 1, λ_{ik} is a function of geometrical dimensions and material properties through $\lambda_{ik} = \lambda_{ik}^* \mathcal{D}_i / L_i^2$, where the dimensionless eigenvalue depends on the shape of the immobile region only. On the contrary, β_{ik} is a dimensionless weight that depends only on the class of geometrical shapes.

5. Beyond classic MRMT

While eq. (42) allows to easily recover the standard MRMT model in the limit of equilibrium concentration in the mobile region, the presence of a mixed derivative makes its physical interpretation rather cumbersome. Furthermore, such term can introduce instabilities in numerical solution algorithms.

To this end, it is useful to rewrite eq. (36) using the integral form of the exchange rate:

$$\dot{\mathcal{M}}_i = \frac{1}{V} \int_{\partial\Omega_i} \mathcal{D}_i \frac{\partial\theta_i}{\partial n} dS + \sum_{k=1}^{\infty} w_{ik} c_{ik} \frac{1}{V} \int_{\partial\Omega_i} \mathcal{D}_i \frac{\partial\phi_{ik}}{\partial n} dS \quad (44)$$

Integrating the eigenvalue eq. (24) over Ω_i , we can obtain the following relation for the eigenvalues:

$$\lambda_{ik} = \frac{1}{m_{ij}} \int_{\partial\Omega_i} \mathcal{D}_i \frac{\partial\phi_{ik}}{\partial n} dS \quad (45)$$

Expanding the first term on the right hand side of eq. (44) leads to:

$$\frac{1}{V} \int_{\partial\Omega_i} \mathcal{D}_i \frac{\partial\theta_i}{\partial n} dS = \frac{1}{V} \int_{\partial\Omega_i} \mathcal{D}_i \frac{\partial\psi_i}{\partial n} dS - \frac{1}{V} \sum_{k=1}^{\infty} w_{ik} \psi_{ik} \int_{\partial\Omega_i} \mathcal{D}_i \frac{\partial\phi_{ik}}{\partial n} dS = - \sum_{k=1}^{\infty} \beta_{ik} \lambda_{ik} \psi_{ik}, \quad (46)$$

where we employed eq. (22) on the right-hand-side. Then, substituting expansion eq. (38) results into:

$$\frac{1}{V} \int_{\partial\Omega_i} \mathcal{D}_i \frac{\partial\theta_i}{\partial n} dS = -\beta_i \sum_{k=1}^{\infty} \beta_{ik} \lambda_{ik} \left(\tilde{c}_m + \sum_{n=1}^{\infty} \Psi_{ink} : \nabla^n \tilde{c}_m \right) \quad (47)$$

Notice that the additional terms are perfectly consistent with the evolution equation for c_{ik} , so that the mobile-to-immobile fluxes are identical to the corresponding immobile-to-mobile flux regardless the number of terms retained in the expansions.

5.1. General Multi-Rate Transfer equations

Finally, we can write the complete set of equations for the generalised multi-rate transfer model:

$$\begin{cases} \beta_m \frac{\partial \tilde{c}_m}{\partial t} + \sum_{i=1}^{N_i} \beta_i \sum_{k=1}^{\infty} \beta_{ik} \lambda_{ik} \left(c_{ik} - \tilde{c}_m - \sum_{n=1}^{\infty} \Psi_{ikn} : \nabla^n \tilde{c}_m \right) = -\nabla \cdot \mathbf{J}_{m,\text{eff}}, \\ \frac{\partial c_{ik}}{\partial t} = \lambda_{ik} (c_{ik} - c_{ik}^{\text{eq}}), \end{cases} \quad \begin{array}{l} i = 1, \dots, N_i, \\ k = 1, \dots, \infty \end{array} \quad (48)$$

where we defined the equilibrium concentration for term k of region i as:

$$c_{ik}^{\text{eq}} = \tilde{c}_m + \sum_{n=1}^{\infty} \Psi_{ikn} : \nabla^n \tilde{c}_m \quad (49)$$

This system of equations does not pose any significant issue for corrections up to the second order, since the order of the differential operators remains unchanged and no mixed derivatives arise. Physically, these additional terms change the equilibrium concentration at which $\partial c_{ik} / \partial t = 0$.

5.2. First order correction and drift flux approximation

Retaining first order corrections in eq. (48) is equivalent to adding a drift like term to the standard multi-rate equation for the mobile region. The governing equations are given by:

$$\begin{cases} \beta_m \frac{\partial \tilde{c}_m}{\partial t} + \sum_{i=1}^{N_i} \beta_i \sum_{k=1}^{\infty} \beta_{ik} \lambda_{ik} (c_{ik} - \tilde{c}_m) = -\nabla \cdot \mathbf{J}_{m,\text{eff}} + \sum_{i=1}^{N_i} \beta_i \sum_{k=1}^{\infty} \beta_{ik} \lambda_{ik} \Psi_{ik1} \cdot \nabla \tilde{c}_m, \\ \frac{\partial c_{ik}}{\partial t} = \lambda_{ik} (c_{ik} - \tilde{c}_m - \Psi_{ik1} \cdot \nabla \tilde{c}_m), \end{cases} \quad \begin{array}{l} i = 1, \dots, N_i, \\ k = 1, \dots, \infty \end{array} \quad (50)$$

For the special case in which the material microstructure does not vary in space and the flow field is macroscopically homogeneous (i.e., $\mathbf{u}_{\text{eff}} = \text{const}$), Ψ_{ik1} does not depend on the spatial coordinates and we can define a drift velocity:

$$\mathbf{u}_{\text{drift}} = - \sum_{i=1}^{N_i} \beta_i \sum_{k=1}^{\infty} \beta_{ik} \lambda_{ik} \Psi_{ik1}, \quad (51)$$

and thus a new effective velocity:

$$\mathbf{u}_{\text{eff}}^* = \mathbf{u}_{\text{eff}} + \mathbf{u}_{\text{drift}}. \quad (52)$$

Therefore, the equation for the mobile region simply reduces to a standard advection diffusion equation, with an additional multi-rate reactive term:

$$\beta_m \frac{\partial \tilde{c}_m}{\partial t} + \nabla \cdot (\mathbf{u}_{\text{eff}}^* \tilde{c}_m - \mathcal{D}_{\text{eff}} \nabla \tilde{c}_m) = \sum_{i=1}^{N_i} \beta_i \sum_{k=1}^{\infty} \beta_{ik} \lambda_{ik} (\tilde{c}_m - c_{ik}) \quad (53)$$

5.3. Physical considerations on Ψ_{ik1}

eq. (48) is describing a reactive system where the equilibrium concentrations of the immobile regions are not the same as the concentration in the mobile region. Thus, in our model, the equilibrium point is shifted by the correctors, based on the gradients of c_m . This is a direct consequence of non-equilibrium at the microscale (i.e., within Ω) and can be attributed (at least asymptotically) to the the flow field and to the existence of boundary layers, which

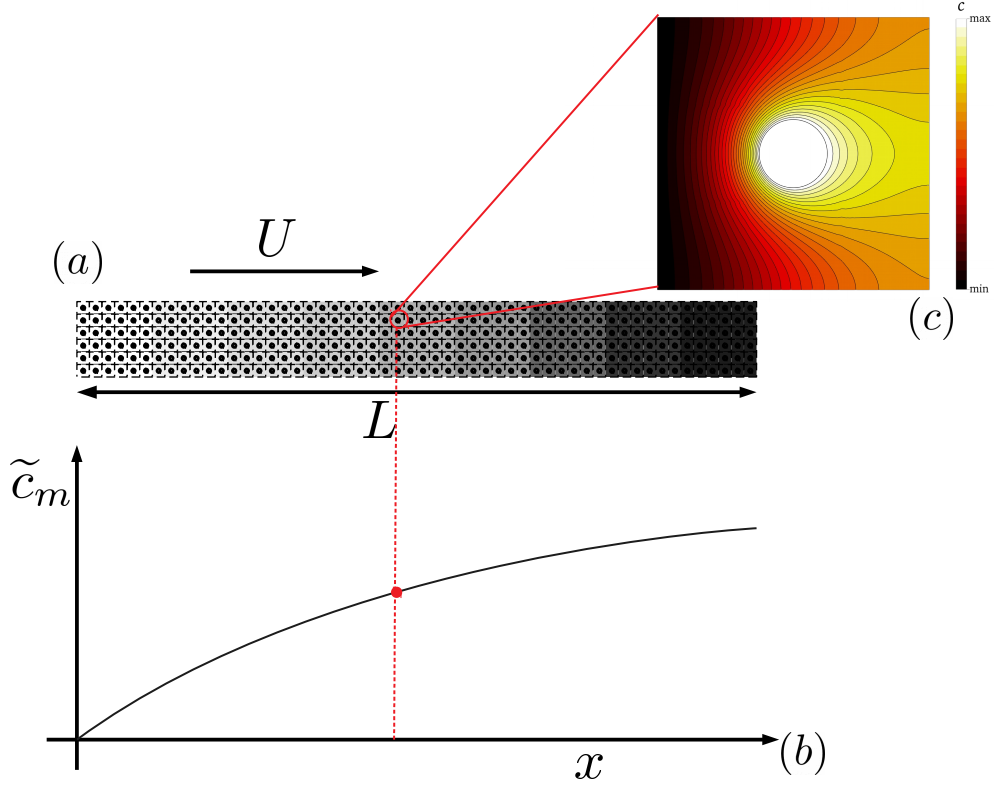


Figure 3: Illustration showing the state of a porous system composed of repeating cells with spherical inclusions at a time t_0 . Here, a fluid moving with a uniform macroscopic velocity U exchanges mass with a set of immobile regions at the same concentration (a), therefore \tilde{c}_m increases with x , with negative second derivative due to saturation (b). Panel (c) shows the expected contours for the local concentration around a spherical inclusion.

effectively results in a different equilibrium concentration for each c_{ik} . Our approach based on the synergy between homogenisation theory and spectral decomposition provides a formal way to account for such non-equilibrium.

In order to understand the meaning of these corrector terms, it is useful to consider the toy case depicted in fig. 3.

Such system is fundamentally monodimensional, and can be characterised by having:

$$\frac{\partial \tilde{c}_m}{\partial x} \geq 0, \quad \forall x \in [0, L]. \quad (54)$$

Now, we consider eq. (37) at the first order:

$$c_m(\mathbf{x}, t) = \tilde{c}_m(\mathbf{x}, t) + \chi_1(\mathbf{x}) \cdot \nabla \tilde{c}_m \quad (55)$$

Considering the local concentration in the mobile region, if all immobile regions have the same initial concentration, it follows that the local maxima will be located at the interfaces as depicted in fig. 3. Thus, considering that inequality 54 holds, the same inequality holds for the x component of the first order corrector $\chi_{1,x}$:

$$\chi_{1,x} > 0, \quad (56)$$

Therefore, if all components of $\nabla \tilde{c}_m$ are positive, all the components of χ_1 are also positive. This positivity is transferred to Ψ_{i1} through eq. (39) due to the properties of elliptic operators. While Ψ_{ik1} is not necessarily positive, the projection on the first eigenfunction Ψ_{i11} is positive.

It is easy to demonstrate that this positivity property holds also when $\nabla \tilde{c}_m < 0$.

Therefore, as illustrated in fig. 3, in a system with $\nabla \tilde{c}_m > 0$, the equilibrium concentration in the immobile regions will be larger than \tilde{c}_m due to the higher value of c_m at the interface. On the contrary, in the case $\nabla \tilde{c}_m < 0$, this will be lower.

While such argument was based on the analysis of a simple system, it is often valid for a large range of situations as, for example, in aquifer remediation and in many applications it is possible to guess the sign of the correctors by looking at the gradients.

However, when different immobile regions have different initial conditions or the transfer in the immobile regions is strongly asymmetric, this positivity condition may be violated.

5.4. Second order correction and diffusive flux approximation

We now consider correction terms up to second order. Such term brings a second order differential operator into eq. (48):

$$\begin{cases} \beta_m \frac{\partial \tilde{c}_m}{\partial t} + \sum_{i=1}^{N_i} \beta_i \sum_{k=1}^{\infty} \beta_{ik} \lambda_{ik} (c_{ik} - \tilde{c}_m) = -\nabla \cdot \mathbf{J}_{m,\text{eff}} - \sum_{i=1}^{N_i} \beta_i \sum_{k=1}^{\infty} \beta_{ik} \lambda_{ik} (\Psi_{ik1} \cdot \nabla \tilde{c}_m + \Psi_{ik2} : \nabla \nabla \tilde{c}_m), \\ \frac{\partial c_{ik}}{\partial t} = \lambda_{ik} (c_{ik} - \tilde{c}_m) - \lambda_{ik} (\Psi_{ik1} + \Psi_{ik2} \cdot \nabla) \cdot \nabla \tilde{c}_m, \end{cases} \begin{matrix} i = 1, \dots, N_i, \\ k = 1, \dots, \infty \end{matrix} \quad (57)$$

Now, we can decompose tensor Ψ_{ik2} into hydrostatic and deviatoric components:

$$\Psi_{ik2} = \text{dev}(\Psi_{ik2}) + \frac{1}{3} \text{tr}(\Psi_{ik2}) \mathbf{I} \quad (58)$$

Where $\text{tr}(\Psi_{ik2})$ is the trace of Ψ_{ik2} and \mathbf{I} is the identity tensor. We now introduce the diffusion coefficient arising from the conjugate transfer \mathcal{D}_{ct} :

$$\mathcal{D}_{\text{ct}} = \sum_{i=1}^{N_i} \beta_i \sum_{k=1}^{\infty} \frac{\lambda_{ik} \beta_{ik}}{3} \text{tr}(\Psi_{ik2}), \quad (59)$$

which correspond to the second order correction arising in the case of macroscopically isotropic material with isotropic immobile regions.

Again, we make the approximation of homogeneous, isotropic material with macroscopically homogeneous velocity field so that \mathcal{D}_{ct} does not depend on the spatial coordinate. Under these approximations, the second order correction term becomes a purely diffusive contribution and we can thus define a new total diffusion coefficient:

$$\mathcal{D}_{\text{tot}} = \mathcal{D}_{\text{eff}} - \mathcal{D}_{\text{ct}} \quad (60)$$

Therefore, the equation for the mobile concentration simplifies to:

$$\beta_m \frac{\partial \tilde{c}_m}{\partial t} + \nabla \cdot (\mathbf{u}_{\text{drift}} \tilde{c}_m - \mathcal{D}_{\text{ct}} \nabla \tilde{c}_m) = \sum_{i=1}^{N_i} \beta_i \sum_{k=1}^{\infty} \beta_{ik} \lambda_{ik} (\tilde{c}_m - c_{ik}) \quad (61)$$

6. Summary of model parameters

Clearly, the the multi-rate series would be generally truncated at a desired accuracy. All the correction terms arising in the formulation of the present model can be evaluated based on analytical or numerical analysis of the immobile and

mobile regions. All such parameters can be evaluate *a priori* and do not require additional computation when solving the macroscopic problem.

Specifically, two parameters are independent on the flow and geometry in the mobile region:

λ_{ik} : these are simply the eigenvalues corresponding to the homogeneous eigenproblem in the immobile region.

β_{ik} : these weights can be calculated similarly to λ_{ik} , from the solution of the eigenproblem. Once the eigenfunctions are known, β_{ik} is given by: $\beta_{ik} = (\int_{\Omega_i} \phi_{ik} dV)^2 / (V_i \int_{\Omega_i} \phi_{ik}^2 dV)$

These are the same parameters of standard multi-rate models. Furthermore, there are other parameters that require the solution of a cell problem in the mobile region and therefore, that bring information regarding the interplay of conjugate transfer and transport in the mobile region. Such terms make use of the correctors χ_{in} obtained from homogenisation theory.

Ψ_{ikn} : Projection of the function Ψ_{in} on the eigenfunction ϕ_{ik} scaled with the norm of ϕ_{ik} . Clearly, the number of these parameters equals the number of terms in the multi-rate expansion but one can exploit some knowledge of the microstructure to simplify their expression.

Other quantities we introduced, like \mathcal{D}_{ct} , c_{ik}^{eq} or \mathbf{u}_{drift} , can be obtained from the other parameters.

It is worth to notice that, as it is often suggested for the standard MRMT, it is possible to consider each of the parameter as unknown and obtainable (for example) through inverse analysis or data fitting. In this case, while the details of the derivation of λ_{ik} , β_{ik} and Ψ_{ikn} become irrelevant, it is still crucial to remember that all the physics of non equilibrium is contained in Ψ_{ikn} .

7. Conclusions

In this paper we propose a novel approach to derive the multi-rate mass transfer model that is different from that of the memory function or that of Haggerty & Gorelick. Our model is derived starting from the microscopic equations and it is parameter free, i.e., it is possible to directly evaluate all the closure parameters in a unique manner. While our method agrees with previous results obtained by Haggerty & Gorelick, it also contains their multi-rate model as a special case and allows extension to non-equilibrium situations, where the concentration in the mobile region is not uniform. Especially, when homogenisation techniques are employed to evaluate the effective transport in the mobile region, our method provides an exact framework for the upscaling of the conjugate transfer problem, the accuracy of which is given by the terms retained from the infinite series.

Our model predicts that additional arise in the governing equations of the multi-rate mass transfer when accounting for the effect of transport processes in the mobile region on the inter-region exchange. These terms are brought into the framework by the corrector equation resulting from homogenisation, which at the second order have the form of a drift and a diffusive contribution.

Furthermore, under the assumptions of isotropy and homogeneity these terms can be absorbed into the effective diffusivity and effective velocity, thus leaving the form of the governing equations in the mobile region unchanged. However, the concentration in each immobile region will now depend on high order spatial derivatives of the concentration in the mobile region.

Despite the self-consistency of this model (all the parameters can be evaluated from first principles without calibration) and its completeness with respect to the initial hypothesis (we never introduced additional hypothesis or simplifications in the development of our formulation) there are still some significant phenomena that should be accounted for when modelling real systems. Some examples are:

- Exchange between immobile regions.
- Multiple mobile regions with different mobility (e.g., fractures).
- Chemical reactions at interfaces.

- Multiphase flow, heat and mass transfer.
- Internal flow currents in the immobile regions.

Future works could focus on one or more of these topics to improve the range of applicability of this proposed model.

8. Acknowledgements

This work has been funded by the European Unions Horizon 2020 research and innovation programme, grant agreement number 764531, "SECURE Subsurface Evaluation of Carbon capture and storage and Unconventional risks".

References

- [1] R. Haggerty, S. M. Gorelick, Multiple-Rate Mass Transfer for Modeling Diffusion and Surface Reactions in Media with Pore-Scale Heterogeneity, *Water Resources Research* 31 (1995) 2383–2400.
- [2] L. Zou, L. Jing, V. Cvetkovic, Modeling of Solute Transport in a 3D Rough-Walled Fracture–Matrix System, *Transport in Porous Media* 116 (2017) 1005–1029.
- [3] G. Grisak, J. Pickens, An analytical solution for solute transport through fractured media with matrix diffusion, *Journal of Hydrology* 52 (1981) 47–57.
- [4] J. Carrera, X. Sánchez-Vila, I. Benet, A. Medina, G. Galarza, J. Guinerà, On matrix diffusion: Formulations, solution methods and qualitative effects, *Hydrogeology Journal* 6 (1998) 178–190.
- [5] G. Margolin, M. Dentz, B. Berkowitz, Continuous time random walk and multirate mass transfer modeling of sorption, *Chemical Physics* 295 (2003) 71–80.
- [6] J. Zhou, L. Wang, Y. Chen, M. B. Cardenas, Mass Transfer Between Recirculation and Main Flow Zones: Is Physically Based Parameterization Possible?, *Water Resources Research* 55 (2019) 345–362.
- [7] E. Crevacore, T. Tosco, R. Sethi, G. Boccardo, D. L. Marchisio, Recirculation zones induce non-Fickian transport in three-dimensional periodic porous media, *Physical Review E* 94 (2016) 053118.
- [8] D. F. Boutt, G. Grasselli, J. T. Fredrich, B. K. Cook, J. R. Williams, Trapping zones: The effect of fracture roughness on the directional anisotropy of fluid flow and colloid transport in a single fracture, *Geophysical Research Letters* 33 (2006) L21402.
- [9] M. B. Cardenas, D. T. Slottke, R. A. Ketcham, J. M. Sharp, Navier-Stokes flow and transport simulations using real fractures shows heavy tailing due to eddies, *Geophysical Research Letters* 34 (2007) L14404.
- [10] T. Forgber, S. Radl, Heat transfer rates in wall bounded shear flows near the jamming point accompanied by fluid-particle heat exchange, *Powder Technology* 315 (2017) 182–193.
- [11] T. R. Ginn, Generalization of the multirate basis for time convolution to unequal forward and reverse rates and connection to reactions with memory, *Water Resources Research* 45 (2009).
- [12] T. R. Ginn, On the distribution of multicomponent mixtures over generalized exposure time in subsurface flow and reactive transport: Foundations, and formulations for groundwater age, chemical heterogeneity, and biodegradation, *Water Resources Research* 35 (1999) 1395–1407.
- [13] M. Dentz, B. Berkowitz, Transport behavior of a passive solute in continuous time random walks and multirate mass transfer 39 (2003) 1111.
- [14] H. Rajaram, Perturbation Theories for the Estimation of Macrodispersivities in Heterogeneous Aquifers, in: *Stochastic Methods in Subsurface Contaminant Hydrology*, American Society of Civil Engineers, Reston, VA, 2002, pp. 13–61.
- [15] M. Icardi, G. Boccardo, M. Dentz, *Flowing Matter, Soft and Biological Matter*, DOI: 10.1007/978-3-030-23370-9, Springer.
- [16] G. Dagan, *Flow and Transport in Porous Formations*, Springer Berlin Heidelberg, Berlin, Heidelberg, 1989.
- [17] M. Dentz, M. Icardi, J. J. Hidalgo, Mechanisms of dispersion in a porous medium, *Journal of Fluid Mechanics* 841 (2018) 851–882.
- [18] E. K. Webb, M. P. Anderson, Simulation of Preferential Flow in Three-Dimensional, Heterogeneous Conductivity Fields with Realistic Internal Architecture, *Water Resources Research* 32 (1996) 533–545.
- [19] E. E. Adams, L. W. Gelhar, Field study of dispersion in a heterogeneous aquifer: 2. Spatial moments analysis, *Water Resources Research* 28 (1992) 3293–3307.
- [20] J. M. Boggs, S. C. Young, L. M. Beard, L. W. Gelhar, K. R. Rehfeldt, E. E. Adams, Field study of dispersion in a heterogeneous aquifer: 1. Overview and site description, *Water Resources Research* 28 (1992) 3281–3291.
- [21] M. Dentz, H. Kinzelbach, S. Attinger, W. Kinzelbach, Temporal behavior of a solute cloud in a heterogeneous porous medium 3. Numerical simulations, *Water Resources Research* 38 (2002) 23–1.
- [22] S. E. Silliman, E. S. Simpson, Laboratory Evidence of the Scale Effect in Dispersion of Solutes in Porous Media, Technical Report 8, 1987.
- [23] R. Haggerty, S. A. McKenna, L. C. Meigs, On the late time behavior of tracer test breakthrough curves, *Water Resour. Res.* 36 (2000) 3467–3479.
- [24] O. Silva, J. Carrera, M. Dentz, S. Kumar, A. Alcolea, M. Willmann, A general real-time formulation for multi-rate mass transfer problems, *Hydrology and Earth System Sciences* 13 (2009) 1399–1411.
- [25] G. A. Pavliotis, A. M. Stuart, *Multiscale Methods : Averaging and Homogenization (Texts in Applie ..., volume 53 of Texts Applied in Mathematics*, Springer, New York, NY, 2008.

- [26] Y. Davit, C. G. Bell, H. M. Byrne, L. A. Chapman, L. S. Kimpton, G. E. Lang, K. H. Leonard, J. M. Oliver, N. C. Pearson, R. J. Shipley, S. L. Waters, J. P. Whiteley, M. Quintard, Homogenization via formal multiscale asymptotics and volume averaging: How do the two techniques compare?, *Advances in Water Resources* 62 (2013) 178–206.
- [27] Q. Zhou, C. M. Oldenburg, J. Rutqvist, Revisiting the Analytical Solutions of Heat Transport in Fractured Reservoirs Using a Generalized Multirate Memory Function, *Water Resources Research* 55 (2019) 1405–1428.
- [28] P. Gouze, Y. Melean, T. Le Borgne, M. Dentz, J. Carrera, Non-Fickian dispersion in porous media explained by heterogeneous microscale matrix diffusion, *Water Resources Research* 44 (2008).
- [29] X. Zhang, J. W. Crawford, I. M. Young, Does pore water velocity affect the reaction rates of adsorptive solute transport in soils? Demonstration with pore-scale modelling (2007).
- [30] M. Bromly, C. Hinz, Non-Fickian transport in homogeneous unsaturated repacked sand, *Water Resources Research* 40 (2004).
- [31] G. Gao, H. Zhan, S. Feng, B. Fu, Y. Ma, G. Huang, A new mobile-immobile model for reactive solute transport with scale-dependent dispersion, *Water Resources Research* 46 (2010).
- [32] L. Pang, M. Close, D. Schneider, G. Stanton, Effect of pore-water velocity on chemical nonequilibrium transport of Cd, Zn, and Pb in alluvial gravel columns., *Journal of contaminant hydrology* 57 (2002) 241–58.
- [33] V. Cvetkovic, A general memory function for modeling mass transfer in groundwater transport, *Water Resources Research* 48 (2012).
- [34] W. Chen, R. J. Wagenet, Description of Atrazine Transport in Soil with Heterogeneous Nonequilibrium Sorption, *Soil Science Society of America Journal* 61 (1997) 360.
- [35] A. Russo, G. R. Johnson, G. Schnaar, M. L. Brusseau, Nonideal transport of contaminants in heterogeneous porous media: 8. Characterizing and modeling asymptotic contaminant-elution tailing for several soils and aquifer sediments (2010).
- [36] R. Schumer, D. A. Benson, M. M. Meerschaert, B. Baeumer, Fractal mobile/immobile solute transport, *Water Resources Research* 39 (2003).
- [37] Z. Li, X. Zhang, D. Wang, Y. Liu, Direct methods to calculate the mass exchange between solutes inside and outside aggregates in macroscopic model for solute transport in aggregated soil, *Geoderma* 320 (2018) 126–135.
- [38] A. Comolli, J. J. Hidalgo, C. Mousse, M. Dentz, Non-Fickian Transport Under Heterogeneous Advection and Mobile-Immobile Mass Transfer, *Transport in Porous Media* 115 (2016) 265–289.
- [39] F. Municchi, C. Goniva, S. Radl, Highly efficient spatial data filtering in parallel using the opensource library CPPPO, *Computer Physics Communications* 207 (2016) 400–414.
- [40] F. Municchi, S. Radl, Consistent closures for Euler-Lagrange models of bi-disperse gas-particle suspensions derived from particle-resolved direct numerical simulations, *International Journal of Heat and Mass Transfer* 111 (2017) 171–190.
- [41] J. H. Cloete, S. Cloete, F. Municchi, S. Radl, S. Amini, Development and verification of anisotropic drag closures for filtered Two Fluid Models, *Chemical Engineering Science* 192 (2018) 930–954.
- [42] G. Allaire, Homogenization and Two-Scale Convergence, *SIAM Journal on Mathematical Analysis* 23 (1992) 1482–1518.
- [43] J. L. Auriault, P. M. Adler, Taylor dispersion in porous media: Analysis by multiple scale expansions, *Advances in Water Resources* 18 (1995) 217–226.
- [44] T. Arbogast, J. Douglas, Jr., U. Hornung, Derivation of the Double Porosity Model of Single Phase Flow via Homogenization Theory, *SIAM Journal on Mathematical Analysis* 21 (2005) 823–836.
- [45] J. Crank, *The mathematics of diffusion*, volume 39, Clarendon Press, 1975.