

# An ergodic theorem for weighted ensemble\*

David Aristoff

Colorado State University

April 28, 2022

## Abstract

We study long-time averaging for weighted ensemble, a particle method in which the resampling is based on stratification, or binning, of state space. By analyzing the scaling of the variance, we prove an ergodic theorem for weighted ensemble time averages. We show that the ergodic theorem is very sensitive to the selection step, and in particular standard sequential Monte Carlo methods do not satisfy an analogous ergodic theorem. Our time averages, which do not require storage of particle ancestors, have smaller variances than naive time averages over ancestral lines. We compare weighted ensemble with sequential Monte Carlo and direct Monte Carlo in some simple numerical examples.

## 1 Introduction

Weighted ensemble [6, 8, 11, 12, 17, 19, 27, 30, 31, 40, 41, 42] is an interacting particle method for sampling distributions with high dimensional, multiscale, or multimodal features. In weighted ensemble, a collection of *particles*, or replicas of a Markov chain, with associated *weights* is periodically resampled, while the weights are adjusted accordingly. In this way, weighted ensemble resembles sequential Monte Carlo, another importance sampling method using interacting particles. Weighted ensemble differs from sequential Monte Carlo in that it has an unusual mechanism for resampling, based on a set of strata or *bins*. In weighted ensemble, a prescribed number of replicas are allocated to each bin by copying or killing replicas as needed. As a result, weighted ensemble can maintain more replicas in important or rare regions of state space, compared to direct Monte Carlo (*i.e.*, independent replicas).

Weighted ensemble was developed for applications in computational chemistry [27] ranging from state space exploration [17] to protein association [27] and protein folding [43]. As an example, the characteristic time for a protein to fold can be computed from the steady state flux of replicas from the unfolded into the folded state. This characteristic time, which is large, is the inverse of the flux, which is very small [2, 6, 26]. Thus, care must be taken to estimate the flux with sufficient precision [6, 33]. Similar methods include Exact Milestoning [5], Non-Equilibrium Umbrella Sampling [18, 36], Forward Flux Sampling [1], Transition Interface Sampling [34], and Trajectory Tilting [35], all of which use iterative procedures to reach some

---

\*This work was supported by the National Science Foundation via the awards NSF-DMS-1818726 and NSF-DMS-1522398

steady state of interest. Like those methods, weighted ensemble does not require reversibility of the underlying stochastic dynamics, and the distribution of interest may not be known up to normalization. Unlike those methods, weighted ensemble is *unbiased* [41] in a sense to be described below (Theorem 4.6). This unbiased property allows for a relatively straightforward study of variance using martingale techniques based on Doob decomposition [2, 3, 13, 16]. In this article we extend these techniques to study the long-time stability of weighted ensemble, particularly the convergence of weighted ensemble time averages.

It is easy to see that an ergodic theorem holds for weighted ensemble time averages over the ancestral lines of replicas that survive up to a suitable final time (Remark 3.4). However, as we show below, such time averages can have large variances because they do not include contributions from replicas that are killed before the final time. Also, in some settings it may be desirable to avoid storage of replica ancestral history. For these reasons, we instead define time averages using contributions from the weighted ensemble at each time up to the final time  $T$  (equation (13)). Besides requiring no replica storage, our time averages should have smaller variances than naive averages over ancestral lines (Section 6).

Our main results concern the stability of weighted ensemble over large times  $T$ : we prove an  $O(1/T)$  scaling of the  $L^2$  error (Corollary 4.13) and an ergodic theorem (Theorem 3.2) for our time averages, and we show that the variances of time marginals (*i.e.*, functions of the weighted ensemble at a given time) are bounded in  $T$  (Proposition 4.14). Analogous results do not hold for sequential Monte Carlo with resampling based on Gibbs-Boltzmann potentials [16], even when the potentials are carefully designed (Section 7). The lesson is that long time computations are very sensitive to the resampling or selection step (Remark 3.3). In a companion paper [3], we show how to optimize the particle allocation for minimizing the variance of our time averages, together with other issues related to implementing the algorithm. Another manuscript [2] discusses optimization in the more standard finite time setting.

This article is organized as follows. In Section 2, we describe weighted ensemble in detail. In Section 3, we define our time averages precisely and state our ergodic theorem (Theorem 3.2). Proofs of the ergodic theorem and the unbiased property (Theorem 4.6), along with estimates for the  $L^2$  error of time averages (Corollary 4.13) and time marginals (Proposition 4.14), are in Section 4. In Section 5, using our variance analysis, we explain why weighted ensemble can outperform direct Monte Carlo, and in Section 6, we explain why our time averages are better than averages over surviving ancestral lines. In Section 7, we compare weighted ensemble with sequential Monte Carlo. Using a simple numerical example, we verify our ergodic theorem and variance scaling, and we show that a class of sequential Monte Carlo methods does not satisfy an ergodic theorem.

## 2 Weighted ensemble

A weighted ensemble consists of a collection of replicas, or *particles*, living in a common state space, with associated positive scalar *weights*. At each time, the particles are partitioned into a finite collection  $\mathcal{B}$  of *bins*. The particles and weights then undergo a resampling step and an evolution step, to be described precisely below. During the resampling or *selection* step, inside each bin  $u \in \mathcal{B}$  we resample from the collection of *parent* particles to produce *children*, whose weights are adjusted appropriately. In the evolution or *mutation* step, all the children evolve independently according to the same Markov kernel  $K$ , becoming the next parents.

## 2.1 Informal description

**Algorithm 2.1** (Informal description of weighted ensemble). *Choose  $N$  initial parents and weights summing to 1. For time  $t = 0, 1, 2, \dots$  iterate the following steps:*

*Selection. In each bin  $u \in \mathcal{B}$ , resample from parents with probability proportional to their weights to get  $N_t(u)$  children. The sum of  $N_t(u)$  over all bins must equal  $N$ . Set the weight of all children in bin  $u$  equal to the ratio  $\omega_t(u)/N_t(u)$ , where*

$$\begin{aligned} \omega_t(u) &= \text{total weight in bin } u \text{ at time } t \text{ prior to selection,} \\ N_t(u) &= \text{number of children in bin } u \text{ at time } t \text{ after selection.} \end{aligned}$$

*We assume that*

$$N_t(u) \geq 1 \text{ if } \omega_t(u) > 0, \quad N_t(u) = 0 \text{ if } \omega_t(u) = 0. \quad (1)$$

*Mutation. Evolve the children independently using  $K$  to get the next generation of parents.*

By construction, the total weight and number of particles are constant,

$$\sum_{i=1}^N \omega_t^i = \sum_{u \in \mathcal{B}} \omega_t(u) = 1, \quad \sum_{u \in \mathcal{B}} N_t(u) = N. \quad (2)$$

The nonnegative integers  $N_t(u)$  define the *particle allocation*: how many children are in bin  $u$  at time  $t$ . In general, the  $N_t(u)$  are random and can be defined adaptively, that is, chosen using information from the weighted ensemble algorithm up to time  $t$ . To ensure total weight and number of particles are preserved, we assume  $N_t(u) \geq 1$  if and only if  $\omega_t(u) > 0$ . Constant total weight is important for the ergodic theorem: see the discussion and comparison with sequential Monte Carlo in Section 7 below.

## 2.2 Notation

The parent particles and weights at time  $t$  will be written, respectively,

$$\xi_t^1, \dots, \xi_t^N \text{ and } \omega_t^1, \dots, \omega_t^N.$$

After selection, we denote the children particles and weights with a “hat” symbol,

$$\hat{\xi}_t^1, \dots, \hat{\xi}_t^N \text{ and } \hat{\omega}_t^1, \dots, \hat{\omega}_t^N.$$

The following diagram illustrates the evolution of a weighted ensemble:

$$\begin{array}{ccc} \{\xi_t^i\}_{i=1, \dots, N} & \xrightarrow{\text{selection}} & \{\hat{\xi}_t^i\}_{i=1, \dots, N} & \xrightarrow{\text{mutation}} & \{\xi_{t+1}^i\}_{i=1, \dots, N}, \\ \{\omega_t^i\}_{i=1, \dots, N} & \xrightarrow{\text{selection}} & \{\hat{\omega}_t^i\}_{i=1, \dots, N} & \xrightarrow{\text{mutation}} & \{\omega_{t+1}^i\}_{i=1, \dots, N}. \end{array}$$

The particles belong a common state space. At each time, every particle is associated with a unique bin. Writing  $\text{bin}(\xi_t^i) = u$  to indicate  $\xi_t^i$  is in bin  $u \in \mathcal{B}$ , this means that

$$\sum_{u \in \mathcal{B}} \mathbb{1}_{\text{bin}(\xi_t^i)=u} = 1, \quad i = 1, \dots, N, \quad (3)$$

where  $\mathbb{1}_E$  is the indicator function of the event  $E$ , meaning  $\mathbb{1}_E = 1$  if  $E$  is true, else  $\mathbb{1}_E = 0$ . This association, like the particle allocation, can be defined adaptively. The bins may, but do not have to, be based on a partition of state space. The weight of bin  $u$  at time  $t$  as

$$\omega_t(u) = \sum_{i: \text{bin}(\xi_t^i)=u} \omega_t^i. \quad (4)$$

By convention, the weight of an empty bin is zero, meaning  $\omega_t(u) = 0$  if  $\#\{i : \text{bin}(\xi_t^i) = u\} = 0$ . Here and below,  $\#S$  denotes the number of elements in the set  $S$ .

We write  $\text{par}(\hat{\xi}_t^i) = \xi_t^j$  to indicate  $\xi_t^j$  is the parent of  $\hat{\xi}_t^i$ . This is a slight abuse of notation because a child always has exactly one parent, even if two parents occupy the same point in state space. Thus  $\text{par}(\hat{\xi}_t^i) = \xi_t^j$  really means the particle indexed by  $i$  after the selection step at time  $t$  has parent indexed by  $j$ . So in particular,  $\text{par}(\hat{\xi}_t^i) = \xi_t^j$  implies  $\hat{\xi}_t^i = \xi_t^j$ . We write  $C_t^i$  for the number of children of parent particle  $\xi_t^i$ . Children are associated with the same bin as their parents, that is,  $\text{bin}(\hat{\xi}_t^i) = \text{bin}(\text{par}(\hat{\xi}_t^i))$ .

Throughout,  $g$  denotes an arbitrary bounded measurable function on state space, and  $c$  a positive real constant whose value can change without explicit mention. We use the letters  $i, j, k, \ell$  for particle indices,  $u, v$  for bin indices,  $s, t$  for intermediate times, and  $S, T$  for final times. We write  $\xi$  for a generic particle,  $x, y$  for generic points in state space, and  $A_i$  for a generic measurable subset of state space associated with the  $i$ th particle.

### 2.3 Precise description

Below, we will use the following  $\sigma$ -algebras,

$$\begin{aligned} \mathcal{F}_t &= \sigma \left( (\xi_s^i, \omega_s^i)_{0 \leq s \leq t}^{i=1, \dots, N}, N_s(u)_{0 \leq s \leq t}^{u \in \mathcal{B}}, (\mathbb{1}_{\text{bin}(\xi_s^i)=u})_{0 \leq s \leq t}^{u \in \mathcal{B}, i=1, \dots, N}, (\hat{\xi}_s^i, \hat{\omega}_s^i)_{0 \leq s \leq t-1}^{i=1, \dots, N}, (C_s^i)_{0 \leq s \leq t-1}^{i=1, \dots, N} \right) \\ \hat{\mathcal{F}}_t &= \sigma \left( (\xi_s^i, \omega_s^i)_{0 \leq s \leq t}^{i=1, \dots, N}, N_s(u)_{0 \leq s \leq t}^{u \in \mathcal{B}}, (\mathbb{1}_{\text{bin}(\xi_s^i)=u})_{0 \leq s \leq t}^{u \in \mathcal{B}, i=1, \dots, N}, (\hat{\xi}_s^i, \hat{\omega}_s^i)_{0 \leq s \leq t}^{i=1, \dots, N}, (C_s^i)_{0 \leq s \leq t}^{i=1, \dots, N} \right). \end{aligned} \quad (5)$$

We think of  $\mathcal{F}_t$  and  $\hat{\mathcal{F}}_t$  as the information from the weighted ensemble algorithm up to time  $t$  inclusive, before and after the selection step, respectively. In particular, we require that the particle allocation  $N_t(u)^{u \in \mathcal{B}}$  and bin associations  $(\mathbb{1}_{\text{bin}(\xi_t^i)=u})^{u \in \mathcal{B}, i=1, \dots, N}$  are known at time  $t$ . We assume that the state space of the particles is a standard Borel space. When we refer to subsets of and functions on this space, we implicitly assume they are measurable.

The populations  $(\xi_t^i, \omega_t^i)_{t \geq 0}^{i=1, \dots, N}$  and  $(\hat{\xi}_t^i, \hat{\omega}_t^i)_{t \geq 0}^{i=1, \dots, N}$ , and the numbers  $(C_t^i)_{t \geq 0}^{i=1, \dots, N}$  of children of the particles, are defined more precisely in Algorithm 2.2 below. This algorithm is identical to the one in [3], except here we use multinomial instead of systematic resampling in the selection step, and we consider more general binning and particle allocation. The form of our selection step, in which the total weight in each bin is constant after selection, was proposed and shown to be optimal under an idealizing assumption in [11, 12]. It is slightly different from, and simpler than, the selection step originally described by Huber [27].

**Algorithm 2.2** (Weighted ensemble).

- (Initialization step) Choose an initial probability distribution  $\nu$  on state space. Pick the initial particles and weights according to  $\nu$  in the sense that (for any  $g$ )

$$\mathbb{E} \left[ \sum_{i=1}^N \omega_0^i g(\xi_0^i) \right] = \int g d\nu, \quad \sum_{i=1}^N \omega_0^i = 1. \quad (6)$$

Then for  $t = 0, 1, 2, \dots$ , iterate the following steps:

- (Selection step) For each  $u \in \mathcal{B}$ , conditional on  $\mathcal{F}_t$ , let  $(C_t^i)_{i:\text{bin}(\xi_t^i)=u}$  be multinomial with  $N_t(u)$  trials and event probabilities  $\omega_t^i/\omega_t(u)$ . Thus for each  $u \in \mathcal{B}$ ,

$$\begin{aligned} & \mathbb{E} \left[ \prod_{i:\text{bin}(\xi_t^i)=u} \mathbb{1}_{C_t^i=n_i} \middle| \mathcal{F}_t \right] \\ &= \frac{N_t(u)!}{\prod_{i:\text{bin}(\xi_t^i)=u} n_i!} \prod_{i:\text{bin}(\xi_t^i)=u} \left( \frac{\omega_t^i}{\omega_t(u)} \right)^{n_i} \mathbb{1}_{N_t(u)=\sum_{i:\text{bin}(\xi_t^i)=u} n_i}. \end{aligned} \quad (7)$$

We assume that the selections in distinct bins are independent:

$$\begin{aligned} & \mathbb{E} \left[ \prod_{i:\text{bin}(\xi_t^i)=u} \mathbb{1}_{C_t^i=n_i} \prod_{j:\text{bin}(\xi_t^j)=v} \mathbb{1}_{C_t^j=n_j} \middle| \mathcal{F}_t \right] \\ &= \mathbb{E} \left[ \prod_{i:\text{bin}(\xi_t^i)=u} \mathbb{1}_{C_t^i=n_i} \middle| \mathcal{F}_t \right] \mathbb{E} \left[ \prod_{j:\text{bin}(\xi_t^j)=v} \mathbb{1}_{C_t^j=n_j} \middle| \mathcal{F}_t \right], \quad \text{if } u \neq v \in \mathcal{B}. \end{aligned} \quad (8)$$

This defines the number of children of each parent:

$$C_t^i = \# \left\{ j : \text{par}(\hat{\xi}_t^j) = \xi_t^i \right\}, \quad i = 1, \dots, N. \quad (9)$$

The children's weights are

$$\hat{\omega}_t^i = \frac{\omega_t(u)}{N_t(u)}, \quad \text{if } \text{bin}(\hat{\xi}_t^i) = u. \quad (10)$$

- (Mutation step) Conditionally on  $\hat{\mathcal{F}}_t$ , the children evolve independently according to  $K$ :

$$\mathbb{E} \left[ \prod_{i=1}^N \mathbb{1}_{\xi_{t+1}^i \in A_i} \middle| \hat{\mathcal{F}}_t \right] = \prod_{i=1}^N K(\hat{\xi}_t^i, A_i). \quad (11)$$

The corresponding weights are the ones defined during selection:

$$\omega_{t+1}^i = \hat{\omega}_t^i, \quad i = 1, \dots, N. \quad (12)$$

Some remarks are in order. From Algorithm 2.2, equation (1) implies that (2) holds for all times  $t \geq 0$ . The indices of the children are unimportant, so (9), which gives the number of children of each parent, suffices to define them. For the ergodic theorem (Theorem 3.2), the details of the initialization step do not matter, though they are needed for the unbiased property (Theorem 4.6).

In the selection step, we use multinomial resampling to define  $(C_t^i)_{i=1, \dots, N}$ . Multinomial resampling is not normally used in practice due to poor variance properties. We present the

algorithm with multinomial resampling mainly because it simplifies our mathematical presentation and proofs. Our results are not limited to this setup, however: in Section 4.4 below we show our ergodic theorem still holds for residual resampling (Corollary 4.16). Residual resampling is a practical method with variance on par with other commonly used resampling techniques like stratified and systematic resampling [7, 9, 20, 37].

We do not explain how we choose the particle allocation  $N_t(u)_{t \geq 0}^{u \in \mathcal{B}}$ , besides requiring that (1) holds. It turns out not to matter. This is because we are studying the limit  $T \rightarrow \infty$  and not  $N \rightarrow \infty$ . With appropriate conditions on  $N_t(u)_{t \geq 0}^{u \in \mathcal{B}}$ , we expect to have an appropriate law of large numbers or propagation of chaos result [13], along with a central limit theorem, as  $N \rightarrow \infty$ , but we leave a study of this to future work. Actually in practice,  $N$  is often not so large. This can make the question of particle allocation especially important. Traditionally, the particles are evenly distributed throughout the occupied bins,  $N_t(u) \approx N / \#\{u : \omega_t(u) > 0\}$ . This can work well but is ad-hoc and far from optimal for most choices of bins. We explain how to adaptively optimize the particle allocation in our companion paper [3].

We also did not explicitly define the bin associations  $(\mathbb{1}_{\text{bin}(\xi_t^i)=u})_{t \geq 0}^{u \in \mathcal{B}, i=1, \dots, N}$ . To make things clearer, we sketch a couple possibilities. Let  $\mathcal{S}$  be a collection of disjoint sets whose union is all of state space. We could define bins using this partition: simply let  $\mathcal{B} = \mathcal{S}$  and define  $\text{bin}(\xi) = u$  when  $\xi \in u$ . The partition  $\mathcal{S}$  could be random and time-dependent. We could also pick bins for the merging and splitting procedure described by Huber in [27]. In this case, there are two types of bins: bins  $u$  comprised of some particles we want to merge together (for instance, a group of particles with small weights in some set in  $\mathcal{S}$ ), and bins  $v$  consisting of a particle we want to split apart (for example, a particle with the largest weight in some set in  $\mathcal{S}$ ). Merging and splitting then corresponds to  $N_t(u) = 1$  for the first type of bin and  $N_t(v) \geq 2$  for the second type. For the merging and splitting procedure in [27], controlling the number of particles per bin may require multiple selection steps before each mutation step. However, since the number of selection steps required before each mutation step is bounded in  $T$ , our ergodic theorem still holds in this case. For more details about the bins, including descriptions of practical binning procedures, see the references in the Introduction.

### 3 Ergodic theorem

Let  $f$  be a bounded real-valued function on state space,  $T \geq 1$  a deterministic time, and

$$\theta_T = \frac{1}{T} \sum_{t=0}^{T-1} \sum_{i=1}^N \omega_t^i f(\xi_t^i). \quad (13)$$

Since  $f$  is bounded and  $\sum_{i=1}^N \omega_t^i = 1$  for each  $t \geq 0$ , we have

$$|\theta_T| \leq \sup |f|. \quad (14)$$

**Assumption 3.1.** *There a probability measure  $\mu$  on state space,  $c > 0$  and  $\lambda \in [0, 1)$  so that*

$$\|K^t(x, dy) - \mu(dy)\|_{TV} \leq c\lambda^t \quad \text{for all } x \text{ and all } t \geq 0.$$

*That is,  $K$  is uniformly geometrically ergodic [21] with respect to  $\mu$ .*

**Theorem 3.2** (Ergodic theorem). *If Assumption 3.1 holds, then*

$$\lim_{T \rightarrow \infty} \theta_T \stackrel{\text{a.s.}}{=} \int f d\mu.$$

**Remark 3.3.** *Theorem 3.2 is very sensitive to the selection step; it fails for many closely related importance sampling methods, including the one described in our earlier paper [2]. To illustrate this, in Section 7 below we show how the ergodic theorem fails for standard sequential Monte Carlo with resampling based on Gibbs-Boltzmann potentials [16]. In these cases, the ergodic theorem fails despite the fact that the methods are unbiased in the sense of Theorem 4.6.*

Notice the peculiar form of the time average in (13). This is *not* a time average over the ancestral lines of particles that survive up to the final time  $T$ . Instead, it is an average over the ensemble at each time. The time average (13) has favorable variance properties; see Section 6 below. It also does not require storage of particles and parents, which can be beneficial when  $N, T$ , or the number of functions  $f$  considered is large.

**Remark 3.4.** *An ergodic theorem is easy to establish for weighted ensemble time averages over ancestral lines that survive up to time  $T$ . Indeed, we can consider  $\xi_t^i$  as a path-particle*

$$\xi_t^i = (\xi_{t,0}^i, \xi_{t,1}^i, \dots, \xi_{t,t}^i),$$

where the vector is its ancestral history, and define time averages using

$$\tilde{\theta}_T = \frac{1}{T} \sum_{t=0}^{T-1} \sum_{i=1}^N \omega_{T-1}^i f(\xi_{T-1,t}^i). \quad (15)$$

If Assumption 3.1 holds, then by (11) and the ergodic theorem (Corollary 7.25 in [21]),

$$\lim_{T \rightarrow \infty} \frac{1}{T} \sum_{t=0}^{T-1} f(\xi_{T-1,t}^i) \stackrel{\text{a.s.}}{=} \int f d\mu.$$

Since  $\sum_{i=1}^N \omega_{T-1}^i = 1$ , it follows that  $\lim_{T \rightarrow \infty} \tilde{\theta}_T \stackrel{\text{a.s.}}{=} \int f d\mu$ . This result does not carry over to sequential Monte Carlo, where the weights may not sum to 1. See Section 7 for discussion.

## 4 Proofs

This section is organized as follows. In Section 4.1, we compute the means and covariances corresponding to one time step of weighted ensemble, by filtering through the  $\sigma$ -algebras  $\mathcal{F}_t$  and  $\hat{\mathcal{F}}_t$ . We use this to prove the unbiased property (Theorem 4.6). In Section 4.2, we introduce a Doob decomposition to estimate the variance of  $\theta_T$  (Lemma 4.12) and the  $L^2$  error (Corollary 4.13). In Section 4.3, we use the variance estimate to prove our ergodic theorem (Theorem 3.2). In Section 4.4 we sketch some generalizations of our results, including an extension of our ergodic theorem to residual resampling (Corollary 4.16).

Below, many of our computations concerning the mutation mean and variance, as well as the Doob decomposition, can be found in the same or similar form in [2, 3]. For the reader's convenience, we present them here in what we believe is a more straightforward way. The results

below concerning the selection means and covariances, and scaling with respect to  $T$  of the overall variance, do not appear in [2, 3]. As discussed above, an ergodic theorem will hold only for a carefully designed selection step. We emphasize that the selection step in Algorithm 2.2 is different from the one described in [2]. In particular the algorithm in [2], which is intended for the rare event setting and not steady state sampling, fails to satisfy an ergodic theorem.

Our results and proofs are different from the usual ones in sequential Monte Carlo [13, 14, 16, 23] for a few reasons. First, to our knowledge, sequential Monte Carlo is not used for steady state importance sampling, and so usually the limit  $N \rightarrow \infty$ , and not  $T \rightarrow \infty$ , is studied. Second, in sequential Monte Carlo, the classical analyses (see the textbook [13] and the article [16]) are based on framing the particles and weights as empirical approximations of an underlying (usually continuous) measure, such as a Feynman-Kac measure. By contrast, we treat the particles and weights directly without appealing to approximating measures. As a consequence, we believe our analyses are more straightforward and intuitive. In our companion papers [2, 3] we use this perspective to directly minimize variance for finite  $N$ , instead of the usual tactic of minimizing the asymptotic variance as  $N \rightarrow \infty$  [10].

#### 4.1 One step means and variances

Recall that  $g$  denotes an arbitrary bounded (measurable) real-valued function on state space. To make notations more convenient, we adopt the convention that sums over the empty set equal zero, and  $0/0 = 0$ . For example, if  $\omega_t(u) = N_t(u) = 0$ , then  $\omega_t(u)/N_t(u) = 0$ .

**Lemma 4.1.** *The one-step mutation mean for a single particle is*

$$\mathbb{E} \left[ \omega_{t+1}^i g(\xi_{t+1}^i) \mid \hat{\mathcal{F}}_t \right] = \hat{\omega}_t^i K g(\hat{\xi}_t^i).$$

*Proof.* From (11),  $\mathbb{E}[g(\xi_{t+1}^i) \mid \hat{\mathcal{F}}_t] = K g(\hat{\xi}_t^i)$ . Thus by (12),

$$\mathbb{E} \left[ \omega_{t+1}^i g(\xi_{t+1}^i) \mid \hat{\mathcal{F}}_t \right] = \hat{\omega}_t^i \mathbb{E} \left[ g(\xi_{t+1}^i) \mid \hat{\mathcal{F}}_t \right] = \hat{\omega}_t^i K g(\hat{\xi}_t^i). \quad \square$$

**Lemma 4.2.** *The one-step mutation covariance for two particles is given by*

$$\mathbb{E} \left[ \omega_{t+1}^i \omega_{t+1}^j g(\xi_{t+1}^i) g(\xi_{t+1}^j) \mid \hat{\mathcal{F}}_t \right] = \begin{cases} \hat{\omega}_t^i \hat{\omega}_t^j K g(\hat{\xi}_t^i) K g(\hat{\xi}_t^j), & i \neq j \\ (\hat{\omega}_t^i)^2 K g^2(\hat{\xi}_t^i), & i = j \end{cases}$$

*Proof.* From (11) and (12),

$$\mathbb{E} \left[ \omega_{t+1}^i \omega_{t+1}^j g(\xi_{t+1}^i) g(\xi_{t+1}^j) \mid \hat{\mathcal{F}}_t \right] = \hat{\omega}_t^i \hat{\omega}_t^j \mathbb{E} \left[ g(\xi_{t+1}^i) g(\xi_{t+1}^j) \mid \hat{\mathcal{F}}_t \right] = \begin{cases} \hat{\omega}_t^i \hat{\omega}_t^j K g(\hat{\xi}_t^i) K g(\hat{\xi}_t^j), & i \neq j \\ (\hat{\omega}_t^i)^2 K g^2(\hat{\xi}_t^i), & i = j \end{cases}. \quad \square$$

**Lemma 4.3.** *The one-step selection mean in bin  $u$  is*

$$\mathbb{E} \left[ \sum_{i: \text{bin}(\hat{\xi}_t^i) = u} \hat{\omega}_t^i g(\hat{\xi}_t^i) \mid \mathcal{F}_t \right] = \sum_{i: \text{bin}(\xi_t^i) = u} \omega_t^i g(\xi_t^i)$$



*Proof.* By (7), we have  $\mathbb{E}[C_t^i | \mathcal{F}_t] = N_t(u)\omega_t^i/\omega_t(u)$  if  $\text{bin}(\xi_t^i) = u$ . So by (9) and (10),

$$\begin{aligned} \mathbb{E} \left[ \sum_{i:\text{bin}(\hat{\xi}_t^i)=u} \hat{\omega}_t^i g(\hat{\xi}_t^i) \middle| \mathcal{F}_t \right] &= \sum_{i:\text{bin}(\xi_t^i)=u} \mathbb{E} \left[ \sum_{j:\text{par}(\hat{\xi}_t^j)=\xi_t^i} \hat{\omega}_t^j g(\hat{\xi}_t^j) \middle| \mathcal{F}_t \right] \\ &= \sum_{i:\text{bin}(\xi_t^i)=u} \frac{\omega_t(u)}{N_t(u)} g(\xi_t^i) \mathbb{E}[C_t^i | \mathcal{F}_t] = \sum_{i:\text{bin}(\xi_t^i)=u} \omega_t^i g(\xi_t^i). \end{aligned}$$

□

**Lemma 4.4.** *The one-step selection covariance in bins  $u, v$  is given by*

$$\begin{aligned} &\mathbb{E} \left[ \sum_{i:\text{bin}(\hat{\xi}_t^i)=u} \sum_{j:\text{bin}(\hat{\xi}_t^j)=v} \hat{\omega}_t^i \hat{\omega}_t^j g(\hat{\xi}_t^i) g(\hat{\xi}_t^j) \middle| \mathcal{F}_t \right] \\ &= \begin{cases} \sum_{i:\text{bin}(\xi_t^i)=u} \sum_{j:\text{bin}(\xi_t^j)=v} \omega_t^i \omega_t^j g(\xi_t^i) g(\xi_t^j), & u \neq v \\ \left(1 - \frac{1}{N_t(u)}\right) \left( \sum_{i:\text{bin}(\xi_t^i)=u} \omega_t^i g(\xi_t^i) \right)^2 + \sum_{i:\text{bin}(\xi_t^i)=u} \frac{\omega_t(u)\omega_t^i}{N_t(u)} g(\xi_t^i)^2, & u = v \end{cases}. \end{aligned}$$

*Proof.* By (7) and (8), if  $\text{bin}(\xi_t^i) = u$  and  $\text{bin}(\xi_t^j) = v$ , with  $u \neq v$ , then

$$\mathbb{E}[C_t^i C_t^j | \mathcal{F}_t] = \mathbb{E}[C_t^i | \mathcal{F}_t] \mathbb{E}[C_t^j | \mathcal{F}_t] = \frac{N_t(u)N_t(v)\omega_t^i\omega_t^j}{\omega_t(u)\omega_t(v)}, \quad (16)$$

while if  $\text{bin}(\xi_t^i) = \text{bin}(\xi_t^j) = u$ , then

$$\mathbb{E}[C_t^i C_t^j | \mathcal{F}_t] = \left( \frac{N_t(u)}{\omega_t(u)} \right)^2 \omega_t^i \omega_t^j \left( 1 - \frac{1}{N_t(u)} \right) + \mathbb{1}_{i=j} \frac{N_t(u)\omega_t^i}{\omega_t(u)} \quad (17)$$

Meanwhile for any  $u, v$ , by (10),

$$\begin{aligned} &\mathbb{E} \left[ \sum_{i:\text{bin}(\hat{\xi}_t^i)=u} \sum_{j:\text{bin}(\hat{\xi}_t^j)=v} \hat{\omega}_t^i \hat{\omega}_t^j g(\hat{\xi}_t^i) g(\hat{\xi}_t^j) \middle| \mathcal{F}_t \right] \\ &= \sum_{i:\text{bin}(\xi_t^i)=u} \sum_{j:\text{bin}(\xi_t^j)=v} \mathbb{E} \left[ \sum_{k:\text{par}(\hat{\xi}_t^k)=\xi_t^i} \sum_{\ell:\text{par}(\hat{\xi}_t^\ell)=\xi_t^j} \hat{\omega}_t^k \hat{\omega}_t^\ell g(\hat{\xi}_t^k) g(\hat{\xi}_t^\ell) \middle| \mathcal{F}_t \right] \\ &= \sum_{i:\text{bin}(\xi_t^i)=u} \sum_{j:\text{bin}(\xi_t^j)=v} \frac{\omega_t(u)\omega_t(v)}{N_t(u)N_t(v)} g(\xi_t^i) g(\xi_t^j) \mathbb{E}[C_t^i C_t^j | \mathcal{F}_t], \end{aligned}$$

which by (16) leads to the claimed formula when  $u \neq v$ . When  $u = v$  we get

$$\begin{aligned} & \mathbb{E} \left[ \sum_{i:\bin(\hat{\xi}_t^i)=u} \sum_{j:\bin(\hat{\xi}_t^j)=v} \hat{\omega}_t^i \hat{\omega}_t^j g(\hat{\xi}_t^i) g(\hat{\xi}_t^j) \middle| \mathcal{F}_t \right] \\ &= \sum_{i,j:\bin(\xi_t^i)=\bin(\xi_t^j)=u} \left( \frac{\omega_t(u)}{N_t(u)} \right)^2 g(\xi_t^i) g(\xi_t^j) \mathbb{E} \left[ C_t^i C_t^j \middle| \mathcal{F}_t \right] \end{aligned}$$

which by (17) again leads to the stated formula.  $\square$

**Lemma 4.5.** *The one-step mean of the weighted ensemble is*

$$\mathbb{E} \left[ \sum_{i=1}^N \omega_{t+1}^i g(\xi_{t+1}^i) \middle| \mathcal{F}_t \right] = \sum_{i=1}^N \omega_t^i K g(\xi_t^i).$$

*Proof.* By (3) and Lemmas 4.1 and 4.3,

$$\begin{aligned} \mathbb{E} \left[ \sum_{i=1}^N \omega_{t+1}^i g(\xi_{t+1}^i) \middle| \mathcal{F}_t \right] &= \mathbb{E} \left[ \mathbb{E} \left[ \sum_{i=1}^N \omega_{t+1}^i g(\xi_{t+1}^i) \middle| \hat{\mathcal{F}}_t \right] \middle| \mathcal{F}_t \right] = \mathbb{E} \left[ \sum_{i=1}^N \hat{\omega}_t^i K g(\hat{\xi}_t^i) \middle| \mathcal{F}_t \right] \\ &= \sum_{u \in \mathcal{B}} \mathbb{E} \left[ \sum_{i:\bin(\hat{\xi}_t^i)=u} \hat{\omega}_t^i K g(\hat{\xi}_t^i) \middle| \mathcal{F}_t \right] = \sum_{u \in \mathcal{B}} \sum_{i:\bin(\xi_t^i)=u} \omega_t^i K g(\xi_t^i) \\ &= \sum_{i=1}^N \omega_t^i K g(\xi_t^i). \end{aligned}$$

$\square$

**Theorem 4.6** (Unbiased property). *Let  $(\xi_t)_{t \geq 0}$  be a Markov chain with kernel  $K$  and initial distribution  $\xi_0 \sim \nu$ . Weighted ensemble is unbiased in the sense that for each time  $T \geq 0$ ,*

$$\mathbb{E} \left[ \sum_{i=1}^N \omega_T^i g(\xi_T^i) \right] = \mathbb{E}[g(\xi_T)].$$

*Proof.* Equation (6) shows the result holds when  $T = 0$ . So fix a time  $T > 0$  and consider the (Doob)  $\mathcal{F}_t$ -martingale  $(M_t)_{t \geq 0}$  defined by

$$M_t = \mathbb{E} \left[ \sum_{i=1}^N \omega_T^i g(\xi_T^i) \middle| \mathcal{F}_t \right]. \quad (18)$$

By repeated application of the tower property and Lemma 4.5,

$$M_0 = \mathbb{E} \left[ \mathbb{E} \left[ \dots \mathbb{E} \left[ \sum_{i=1}^N \omega_T^i g(\xi_T^i) \middle| \mathcal{F}_{T-1} \right] \dots \middle| \mathcal{F}_1 \right] \middle| \mathcal{F}_0 \right] = \sum_{i=1}^N \omega_0^i K^T g(\xi_0^i).$$

Since  $(M_t)_{0 \leq t \leq T}$  is a  $\mathcal{F}_t$ -martingale,  $\mathbb{E}[M_T] = \mathbb{E}[M_0]$  and thus

$$\mathbb{E} \left[ \sum_{i=1}^N \omega_T^i g(\xi_T^i) \right] = \mathbb{E}[M_T] = \mathbb{E}[M_0] = \mathbb{E} \left[ \sum_{i=1}^N \omega_0^i K^T g(\xi_0^i) \right] = \int K^T g(x) \nu(dx) = \mathbb{E}[g(\xi_T)],$$

where the second-to-last equality above uses (6).  $\square$

Theorem 4.6 shows that the weighted ensemble is statistically exact: at each time  $T$ , the weighted ensemble has the same distribution as a Markov chain driven by the underlying kernel  $K$ . Note that if we consider  $\xi_T$  as a path particle,  $\xi_T = (\xi_{T,0}, \xi_{T,1}, \dots, \xi_{T,T})$  where the vector is the particle's ancestral line, then Theorem 4.6 shows that weighted ensemble is statistically exact for functions on *paths* and not just functions at fixed times, as explained in [41].

## 4.2 Doob decomposition

Recall that  $\theta_T = \frac{1}{T} \sum_{t=0}^{T-1} \sum_{i=1}^N \omega_t^i f(\xi_t^i)$ . For  $t \geq 0$  define

$$D_t = \mathbb{E}[\theta_T | \mathcal{F}_t], \quad \hat{D}_t = \mathbb{E}[\theta_T | \hat{\mathcal{F}}_t]. \quad (19)$$

Define also

$$h_t(\xi) = \sum_{s=0}^{T-t-1} K^s f(\xi). \quad (20)$$

Of course  $h_t$  and  $D_t$  depend on  $T$ , but we leave this implicit to avoid cumbersome notation.

**Lemma 4.7.** *The Doob martingales in (19) can be expressed as*

$$D_t = \frac{1}{T} \sum_{i=1}^N \left( \omega_t^i h_t(\xi_t^i) + \sum_{s=0}^{t-1} \omega_s^i f(\xi_s^i) \right), \quad (21)$$

$$\hat{D}_t = \frac{1}{T} \sum_{i=1}^N \left( \hat{\omega}_t^i K h_{t+1}(\hat{\xi}_t^i) + \sum_{s=0}^t \omega_s^i f(\xi_s^i) \right). \quad (22)$$

*Proof.* For the first equation (21), we have

$$D_t = \frac{1}{T} \mathbb{E} \left[ \sum_{t=0}^{T-1} \sum_{i=1}^N \omega_t^i f(\xi_t^i) \middle| \mathcal{F}_t \right] = \frac{1}{T} \sum_{s=t}^{T-1} \mathbb{E} \left[ \sum_{i=1}^N \omega_s^i f(\xi_s^i) \middle| \mathcal{F}_t \right] + \frac{1}{T} \sum_{s=0}^{t-1} \sum_{i=1}^N \omega_s^i f(\xi_s^i).$$

Repeated application of Lemma 4.5 with the tower property shows that, for  $s \geq t$ ,

$$\mathbb{E} \left[ \sum_{i=1}^N \omega_s^i f(\xi_s^i) \middle| \mathcal{F}_t \right] = \mathbb{E} \left[ \mathbb{E} \left[ \dots \mathbb{E} \left[ \sum_{i=1}^N \omega_s^i f(\xi_s^i) \middle| \mathcal{F}_{s-1} \right] \dots \middle| \mathcal{F}_{t+1} \right] \middle| \mathcal{F}_t \right] = \sum_{i=1}^N \omega_t^i K^{s-t} f(\xi_t^i).$$

Combining the last two displays leads to (21). Similarly, for (22),

$$\hat{D}_t = \frac{1}{T} \mathbb{E} \left[ \sum_{t=0}^{T-1} \sum_{i=1}^N \omega_t^i f(\xi_t^i) \middle| \hat{\mathcal{F}}_t \right] = \frac{1}{T} \sum_{s=t+1}^{T-1} \mathbb{E} \left[ \sum_{i=1}^N \omega_s^i f(\xi_s^i) \middle| \hat{\mathcal{F}}_t \right] + \frac{1}{T} \sum_{s=0}^t \sum_{i=1}^N \omega_s^i f(\xi_s^i).$$

Again repeatedly applying Lemma 4.5 with the tower property, and using Lemma 4.1, for  $s > t$ ,

$$\begin{aligned}\mathbb{E}\left[\sum_{i=1}^N \omega_s^i f(\xi_s^i) \middle| \hat{\mathcal{F}}_t\right] &= \mathbb{E}\left[\mathbb{E}\left[\dots \mathbb{E}\left[\sum_{i=1}^N \omega_s^i f(\xi_s^i) \middle| \mathcal{F}_{s-1}\right] \dots \middle| \mathcal{F}_{t+1}\right] \middle| \hat{\mathcal{F}}_t\right] \\ &= \mathbb{E}\left[\sum_{i=1}^N \omega_{t+1}^i K^{s-t-1} f(\xi_{t+1}^i) \middle| \hat{\mathcal{F}}_t\right] = \sum_{i=1}^N \hat{\omega}_t^i K^{s-t} f(\hat{\xi}_t^i).\end{aligned}$$

Combining the last two displays gives (22).  $\square$

**Lemma 4.8.** *There is a  $\mathcal{F}_{T-1}$ -measurable random variable  $R_T$  with  $\mathbb{E}[R_T] = 0$  such that*

$$\begin{aligned}\theta_T^2 - \mathbb{E}[\theta_T]^2 &= (D_0 - \mathbb{E}[\theta_T])^2 + R_T \\ &\quad + \sum_{t=1}^{T-1} \left( \mathbb{E}\left[\left(D_t - \hat{D}_{t-1}\right)^2 \middle| \hat{\mathcal{F}}_{t-1}\right] + \mathbb{E}\left[\left(\hat{D}_{t-1} - D_{t-1}\right)^2 \middle| \mathcal{F}_{t-1}\right] \right).\end{aligned}\quad (23)$$

*Proof.* Because of (14),  $(D_t)_{0 \leq t \leq T}$  and  $(\hat{D}_t)_{0 \leq t \leq T}$  are square integrable. By Doob decomposing  $D_0^2, \hat{D}_0^2, D_1^2, \hat{D}_1^2, \dots$  with respect to the filtration  $\mathcal{F}_0, \hat{\mathcal{F}}_0, \mathcal{F}_1, \hat{\mathcal{F}}_1, \dots$ , we see that

$$D_t^2 = D_0^2 + A_t + B_t, \quad (24)$$

where  $B_t$  is a  $\mathcal{F}_t$ -martingale with  $\mathbb{E}[B_0] = 0$ , and the predictable part  $A_t$  is

$$\begin{aligned}A_t &= \sum_{s=1}^t \left( \mathbb{E}\left[D_s^2 \middle| \hat{\mathcal{F}}_{s-1}\right] - \hat{D}_{s-1}^2 + \mathbb{E}\left[\hat{D}_{s-1}^2 \middle| \mathcal{F}_{s-1}\right] - D_{s-1}^2 \right) \\ &= \sum_{s=1}^t \left( \mathbb{E}\left[(D_s - \hat{D}_{s-1})^2 \middle| \hat{\mathcal{F}}_{s-1}\right] + \mathbb{E}\left[(\hat{D}_{s-1} - D_{s-1})^2 \middle| \mathcal{F}_{s-1}\right] \right);\end{aligned}\quad (25)$$

see e.g. [25]. Subtracting  $\mathbb{E}[\theta_T]^2$  in (24), substituting  $t = T - 1$ , and using  $D_{T-1} = \theta_T$ ,

$$\begin{aligned}\theta_T^2 - \mathbb{E}[\theta_T]^2 &= D_0^2 - \mathbb{E}[\theta_T]^2 + A_{T-1} + B_{T-1} \\ &= (D_0 - \mathbb{E}[\theta_T])^2 + A_{T-1} + B_{T-1} + 2(D_0 \mathbb{E}[\theta_T] - \mathbb{E}[\theta_T]^2).\end{aligned}\quad (26)$$

Let  $R_T = B_{T-1} + 2(D_0 \mathbb{E}[\theta_T] - \mathbb{E}[\theta_T]^2)$ . Then  $R_T$  is  $\mathcal{F}_{T-1}$ -measurable, and  $\mathbb{E}[R_T] = 0$  since  $\mathbb{E}[D_0] = \mathbb{E}[D_{T-1}] = \mathbb{E}[\theta_T]$  and  $\mathbb{E}[B_{T-1}] = 0$ . In light of (25)-(26) this completes the proof.  $\square$

We refer to the summands in (23) as the *mutation variance* and *selection variance*.

**Lemma 4.9.** *The mutation variance at time  $t$  is*

$$\mathbb{E}\left[\left(D_{t+1} - \hat{D}_t\right)^2 \middle| \hat{\mathcal{F}}_t\right] = \frac{1}{T^2} \sum_{i=1}^N (\hat{\omega}_t^i)^2 \left[ K h_{t+1}^2(\hat{\xi}_t^i) - (K h_{t+1}(\hat{\xi}_t^i))^2 \right]. \quad (27)$$

*Proof.* By Lemma 4.1,

$$\mathbb{E}\left[\omega_{t+1}^i h_{t+1}(\xi_{t+1}^i) \hat{\omega}_t^j K h_{t+1}(\hat{\xi}_t^j) \middle| \hat{\mathcal{F}}_t\right] = \hat{\omega}_t^i \hat{\omega}_t^j K h_{t+1}(\hat{\xi}_t^i) K h_{t+1}(\hat{\xi}_t^j).$$

Using this and Lemma 4.7,

$$\begin{aligned}\mathbb{E} \left[ \left( D_{t+1} - \hat{D}_t \right)^2 \middle| \mathcal{F}_t \right] &= \frac{1}{T^2} \mathbb{E} \left[ \left( \sum_{i=1}^N \omega_{t+1}^i h_{t+1}(\xi_{t+1}^i) - \sum_{i=1}^N \hat{\omega}_t^i K h_{t+1}(\hat{\xi}_t^i) \right)^2 \middle| \hat{\mathcal{F}}_t \right] \\ &= \frac{1}{T^2} \mathbb{E} \left[ \left( \sum_{i=1}^N \omega_{t+1}^i h_{t+1}(\xi_{t+1}^i) \right)^2 \middle| \hat{\mathcal{F}}_t \right] - \frac{1}{T^2} \left( \sum_{i=1}^N \hat{\omega}_t^i K h_{t+1}(\hat{\xi}_t^i) \right)^2.\end{aligned}$$

The result now follows from Lemma 4.2.  $\square$

The term in square brackets on the right hand side of (27) can be written

$$\text{Var}_{K(\hat{\xi}_t^i, \cdot)} h_{t+1} = K h_{t+1}^2(\hat{\xi}_t^i) - (K h_{t+1}(\hat{\xi}_t^i))^2.$$

This variance tends to be large when  $\hat{\xi}_t^i$  is in a ‘‘bottleneck’’ of state space, where one step of a Markov chain with kernel  $K$  can have a large effect on the time average of  $f$  over subsequent steps of the chain. In [2, 3] we adopt a variance optimization strategy based on minimizing mutation variance. Such strategies are not practical to implement exactly, because computing the variance of  $h_{t+1}$  with respect to  $K$  to a given accuracy is even more expensive than computing  $\int f d\mu$  with the same precision. So instead, we compute the appropriate variances approximately, using the bin structure of weighted ensemble.

**Lemma 4.10.** *The selection variance at time  $t$  is*

$$\begin{aligned}\mathbb{E} \left[ \left( \hat{D}_t - D_t \right)^2 \middle| \mathcal{F}_t \right] \\ = \frac{1}{T^2} \sum_{u \in \mathcal{B}} \frac{\omega_t(u)^2}{N_t(u)} \left[ \sum_{i: \text{bin}(\xi_t^i) = u} \frac{\omega_t^i}{\omega_t(u)} (K h_{t+1}(\xi_t^i))^2 - \left( \sum_{i: \text{bin}(\xi_t^i) = u} \frac{\omega_t^i}{\omega_t(u)} K h_{t+1}(\xi_t^i) \right)^2 \right].\end{aligned}\quad (28)$$

*Proof.* From (20), note that  $h_t = K h_{t+1} + f$ . So in Lemma 4.7, we can rewrite  $D_t$  as

$$D_t = \frac{1}{T} \sum_{i=1}^N \left( \omega_t^i K h_{t+1}(\xi_t^i) + \sum_{s=0}^t \omega_s^i f(\xi_s^i) \right).$$

By (3) and Lemma 4.3,

$$\sum_{i,j=1}^N \mathbb{E} \left[ \hat{\omega}_t^i K h_{t+1}(\hat{\xi}_t^i) \omega_t^j K h_{t+1}(\xi_t^j) \middle| \mathcal{F}_t \right] = \sum_{i,j=1}^N \omega_t^i \omega_t^j K h_{t+1}(\xi_t^i) K h_{t+1}(\xi_t^j).$$

Using the last two displays and Lemma 4.7,

$$\begin{aligned}\mathbb{E} \left[ \left( \hat{D}_t - D_t \right)^2 \middle| \mathcal{F}_t \right] &= \frac{1}{T^2} \mathbb{E} \left[ \left( \sum_{i=1}^N \hat{\omega}_t^i K h_{t+1}(\hat{\xi}_t^i) - \sum_{i=1}^N \omega_t^i K h_{t+1}(\xi_t^i) \right)^2 \middle| \mathcal{F}_t \right] \\ &= \frac{1}{T^2} \mathbb{E} \left[ \left( \sum_{i=1}^N \hat{\omega}_t^i K h_{t+1}(\hat{\xi}_t^i) \right)^2 \middle| \mathcal{F}_t \right] - \frac{1}{T^2} \left( \sum_{i=1}^N \omega_t^i K h_{t+1}(\xi_t^i) \right)^2.\end{aligned}$$

Let us analyze the first term in the last line above. By (3) and Lemma 4.4,

$$\begin{aligned}
& \mathbb{E} \left[ \left( \sum_{i=1}^N \hat{\omega}_t^i K h_{t+1}(\hat{\xi}_t^i) \right)^2 \middle| \mathcal{F}_t \right] \\
&= \sum_{u, v \in \mathcal{B}} \mathbb{E} \left[ \sum_{i: \text{bin}(\hat{\xi}_t^i)=u} \sum_{j: \text{bin}(\hat{\xi}_t^j)=v} \hat{\omega}_t^i \hat{\omega}_t^j K h_{t+1}(\hat{\xi}_t^i) K h_{t+1}(\hat{\xi}_t^j) \middle| \mathcal{F}_t \right] \\
&= \sum_{u \neq v \in \mathcal{B}} \sum_{i: \text{bin}(\xi_t^i)=u} \sum_{j: \text{bin}(\xi_t^j)=v} \omega_t^i \omega_t^j K h_{t+1}(\xi_t^i) K h_{t+1}(\xi_t^j) \\
&\quad + \sum_{u \in \mathcal{B}} \left[ \left( 1 - \frac{1}{N_t(u)} \right) \left( \sum_{i: \text{bin}(\xi_t^i)=u} \omega_t^i K h_{t+1}(\xi_t^i) \right)^2 + \sum_{i: \text{bin}(\xi_t^i)=u} \frac{\omega_t(u) \omega_t^i}{N_t(u)} (K h_{t+1}(\xi_t^i))^2 \right].
\end{aligned} \tag{29}$$

$$\tag{30}$$

The last expression above, (29)-(30), rewrites as

$$\begin{aligned}
& \left( \sum_{i=1}^N \omega_t^i K h_{t+1}(\xi_t^i) \right)^2 \\
&+ \sum_{u \in \mathcal{B}} \frac{\omega_t(u)^2}{N_t(u)} \left[ \sum_{i: \text{bin}(\xi_t^i)=u} \frac{\omega_t^i}{\omega_t(u)} (K h_{t+1}(\xi_t^i))^2 - \left( \sum_{i: \text{bin}(\xi_t^i)=u} \frac{\omega_t^i}{\omega_t(u)} K h_{t+1}(\xi_t^i) \right)^2 \right].
\end{aligned}$$

Combining the last three displays gives the desired result.  $\square$

The term in square brackets in (28) can be understood as a variance of  $K h_{t+1}$  with respect to a distribution supported in bin  $u$ ; see the proof of Lemma 4.11 below. This means that the selection variance is small when bins are “localized.” In particular, the selection variance is zero if each bin corresponds to exactly one point of state space. This motivates our decision in [3] to minimize only the mutation variance, ignoring the selection variance.

**Lemma 4.11.** *Let Assumption 3.1 hold. Then the mutation and selection variances at time  $t$  are  $O(1/T^2)$ . That is,  $T^2 \mathbb{E} \left[ \left( D_{t+1} - \hat{D}_t \right)^2 \middle| \hat{\mathcal{F}}_t \right] \leq c$  and  $T^2 \mathbb{E} \left[ \left( \hat{D}_t - D_t \right)^2 \middle| \mathcal{F}_t \right] \leq c$  where  $c > 0$  is a constant that does not depend on  $T$ .*

*Proof.* For a probability measure  $\eta$  on state space, define  $\text{Var}_\eta(g) = \int g^2 d\eta - (\int g d\eta)^2$ . Define

$$\eta_{mut}(dy) = K(\hat{\xi}_t^i, dy), \quad \eta_{sel} = \sum_{i: \text{bin}(\xi_t^i)=u} \frac{\omega_t^i}{\omega_t(u)} \delta_{\xi_t^i}.$$

By (1)-(2), (10) and Lemmas 4.9 and 4.10, it suffices to show that the variances

$$\text{Var}_{\eta_{mut}}(h_{t+1}) = K h_{t+1}^2(\hat{\xi}_t^i) - (K h_{t+1}(\hat{\xi}_t^i))^2 \tag{31}$$

and

$$\begin{aligned} \text{Var}_{\eta_{sel}}(Kh_{t+1}) &= \int \eta_{sel}(dy) (Kh_{t+1}(y))^2 - \left( \int \eta_{sel}(dy) Kh_{t+1}(y) \right)^2 \\ &= \sum_{i:\text{bin}(\xi_t^i)=u} \frac{\omega_t^i}{\omega_t(u)} (Kh_{t+1}(\xi_t^i))^2 - \left( \sum_{i:\text{bin}(\xi_t^i)=u} \frac{\omega_t^i}{\omega_t(u)} Kh_{t+1}(\xi_t^i) \right)^2 \end{aligned} \quad (32)$$

are bounded in  $T$ . By Assumption 3.1, it is possible to choose  $\lambda \in [0, 1)$  and  $c > 0$  such that

$$|K^t f(x) - K^t f(y)| \leq c\lambda^t, \quad \text{for all } x, y \text{ and all } t \geq 0. \quad (33)$$

(See Theorem 6.1 of [21].) Choose  $n$  such that  $c \sum_{s \geq n} \lambda^s < 1$ . Then

$$|h_{t+1}(x) - h_{t+1}(y)| \leq \sum_{s=0}^{n-1} |K^s f(x) - K^s f(y)| + c \sum_{s=n}^{T-t-2} \lambda^s \leq 2n \sup |f| + 1 := C,$$

where  $C$  is constant. Thus, for any probability measure  $\eta$  on state space,

$$\begin{aligned} \text{Var}_{\eta}(h_{t+1}) &= \int \eta(dx) \left( h_{t+1}(x) - \int \eta(dy) h_{t+1}(y) \right)^2 \\ &= \int \eta(dx) \left( \int \eta(dy) [h_{t+1}(x) - h_{t+1}(y)] \right)^2 \\ &\leq \int \eta(dx) \int \eta(dy) (h_{t+1}(x) - h_{t+1}(y))^2 \leq C^2. \end{aligned}$$

The same argument shows that  $|Kh_{t+1}(x) - Kh_{t+1}(y)| \leq C$  and so  $\text{Var}_{\eta}(Kh_{t+1}) \leq C^2$ . Thus, the variances in (32) and (31) are smaller than a  $T$ -independent constant, as required.  $\square$

**Lemma 4.12** (Scaling of the mean and variance). *Let Assumption 3.1 hold. Then:*

- (i) *There is a constant  $c > 0$  such that  $\mathbb{E} \left[ (\theta_T - \mathbb{E}[\theta_T])^2 \right] \leq \frac{c}{T}$ .*
- (ii) *There is a constant  $c > 0$  such that  $|\mathbb{E}[\theta_T] - \int f d\mu| \leq \frac{c}{T}$ .*

*Proof.* By Lemma 4.7 and (20),

$$D_0 = \frac{1}{T} \sum_{i=1}^N \omega_0^i h_0(\xi_0^i) = \frac{1}{T} \sum_{t=0}^{T-1} \sum_{i=1}^N \omega_0^i K^t f(\xi_0^i).$$

Using this, the fact that  $(D_t)_{t \geq 0}$  is a  $\mathcal{F}_t$ -martingale, and (6),

$$\mathbb{E}[\theta_T] = \mathbb{E}[D_{T-1}] = \mathbb{E}[D_0] = \frac{1}{T} \sum_{t=0}^{T-1} \int K^t f(x) \nu(dx).$$

Using Assumption 3.1, choose  $c > 0$  and  $\lambda \in [0, 1)$  such that (33) holds. Using (6) again,

$$\begin{aligned}
|D_0 - \mathbb{E}[\theta_T]| &\leq \frac{1}{T} \sum_{t=0}^{T-1} \left| \sum_{i=1}^N \omega_0^i K^t f(\xi_0^i) - \int K^t f(x) \nu(dx) \right| \\
&\leq \frac{1}{T} \sum_{t=0}^{T-1} \sum_{i=1}^N \omega_0^i \int |K^t f(\xi_0^i) - K^t f(x)| \nu(dx) \\
&\leq \frac{c}{T} \sum_{t=0}^{T-1} \lambda^t \leq \frac{c}{(1-\lambda)T}.
\end{aligned} \tag{34}$$

From Lemma 4.11, for some constant  $c > 0$ ,

$$\mathbb{E} \left[ \left( D_t - \hat{D}_{t-1} \right)^2 \middle| \hat{\mathcal{F}}_{t-1} \right] + \mathbb{E} \left[ \left( \hat{D}_{t-1} - D_{t-1} \right)^2 \middle| \mathcal{F}_{t-1} \right] \leq \frac{c}{T^2}. \tag{35}$$

Combining Lemma 4.8 with (34) and (35) gives (i). For (ii), arguing similarly as in (34),

$$\begin{aligned}
\left| \mathbb{E}[\theta_T] - \int f d\mu \right| &\leq \frac{1}{T} \sum_{t=0}^T \left| \int K^t f(x) \nu(dx) - \int f d\mu \right| \\
&\leq \frac{1}{T} \sum_{t=0}^T \int \left| K^t f(x) - \int f d\mu \right| \nu(dx) \leq \frac{c}{(1-\lambda)T}.
\end{aligned}$$

where for the last inequality we used Assumption 3.1 again (see Theorem 6.1 of [21]).  $\square$

**Corollary 4.13** (Scaling of the  $L^2$  error). *Let Assumption 3.1 hold. Then*

$$\mathbb{E} \left[ \left( \theta_T - \int f d\mu \right)^2 \right] \leq \frac{c}{T}$$

where  $c > 0$  is constant.

*Proof.* This is an immediate consequence of Lemma 4.12 and (14).  $\square$

Note that Corollary 4.13 already implies a weak form of the ergodic theorem. Importantly, it gives a  $L^2$  rate of convergence for our time averages. The rate,  $O(1/T)$ , is the same as that of a single particle, or weighted ensemble with 1 replica. For some discussion of the effects that the number,  $N$ , of particles has on the variance and  $L^2$  error, see Sections 5 and 6 below.

### 4.3 Proof of ergodic theorem

We are now ready for the proof of our main result:

*Proof of Theorem 3.2.* Define  $M = \sup |f|$ . Since  $\sum_{i=1}^N \omega_t^i = 1$ , we have  $|\sum_{i=1}^N \omega_t^i f(\xi_t^i)| \leq M$  and  $|\theta_t| \leq M$  for all  $t \geq 0$ . Thus for  $0 \leq S \leq T$ ,

$$|\theta_T - \theta_S| = \left| \left( \frac{S}{T} - 1 \right) \theta_S + \frac{1}{T} \sum_{t=S}^{T-1} \sum_{i=1}^N \omega_t^i f(\xi_t^i) \right| \leq 2M \left( 1 - \frac{S}{T} \right). \tag{36}$$



From Lemma 4.12(i) and Chebyshev's inequality, there is  $c > 0$  such that for any  $\alpha, n > 0$ ,

$$\mathbb{P} \left( |\theta_T - \mathbb{E}[\theta_T]| \geq \frac{cn^{\alpha/2}}{\sqrt{T}} \right) \leq \frac{1}{n^\alpha}. \quad (37)$$

Fix  $\beta > \alpha > 1$  and set  $T_n = n^\beta$ . By (37) and the Borel-Cantelli lemma, there is  $n_0$  such that

$$|\theta_{T_n} - \mathbb{E}[\theta_{T_n}]| < cn^{(\alpha-\beta)/2} \quad \text{a.s. for all } n \geq n_0. \quad (38)$$

From (36),

$$|\theta_S - \theta_{T_n}| \leq 2M \left( 1 - \left( \frac{n}{n+1} \right)^\beta \right), \quad \text{if } T_n \leq S \leq T_{n+1}. \quad (39)$$

Let  $\epsilon > 0$ . Making  $n_0$  larger if needed, (38), (39) and Lemma 4.12(ii) show that

$$\left| \theta_S - \int f d\mu \right| \leq |\theta_S - \theta_{T_n}| + |\theta_{T_n} - \mathbb{E}[\theta_{T_n}]| + \left| \mathbb{E}[\theta_{T_n}] - \int f d\mu \right| < \epsilon \quad \text{a.s. for all } S \geq n_0^\beta,$$

where here we choose  $T_n$  so that  $T_n \leq S \leq T_{n+1}$ . □

#### 4.4 Generalizations

Lemma 4.8 still holds when  $T$  is an stopping time with respect to  $\mathcal{F}_t$ , thanks to Doob's optional sampling theorem [25] and boundedness of  $(D_t)_{t \geq 0}$ . So some of the arguments above generalize to the case where Algorithm 2.2 is stopped at suitable random times.

As discussed above, in the path-particle setting, Theorem 4.6 establishes that weighted ensemble is unbiased for the ancestral lines of replicas [41]. Though we focus on time averages, we could also study time marginals, without much extra work. To this end, define

$$\bar{\theta}_T = \sum_{i=1}^N \omega_{T-1}^i f(\xi_{T-1}^i). \quad (40)$$

Then the following holds:

**Proposition 4.14.** *For  $\bar{\theta}_T$  defined in (40), we have*

$$\mathbb{E} \left[ (\bar{\theta}_T - \mathbb{E}[\bar{\theta}_T])^2 \right] \leq c,$$

where  $c > 0$  is constant that does not depend on  $T$ .

*Proof.* In Section 4.2, consider instead the Doob martingales  $M_t = \mathbb{E}[\bar{\theta}_T | \mathcal{F}_t]$ ,  $\hat{M}_t = \mathbb{E}[\bar{\theta}_T | \hat{\mathcal{F}}_t]$ . Arguments similar to those in the proof of Lemma 4.7 show that

$$M_t = \sum_{i=1}^N \omega_t^i K^{T-t-1} f(\xi_t^i), \quad \hat{M}_t = \sum_{i=1}^N \hat{\omega}_t^i K^{T-t-1} f(\hat{\xi}_t^i).$$

The Doob decomposition in Lemma 4.8 remains true when  $\bar{\theta}_T$  and  $M_t, \hat{M}_t$  take the places of  $\theta_T$  and  $D_t, \hat{D}_t$ , respectively; see [2]. Write  $g_t = K^{T-t-1} f$ . The mutation and selection variance

formulas in Lemmas 4.9 and 4.10 remain valid when  $D_t, \hat{D}_t$  and  $h_t$  are replaced by  $M_t, \hat{M}_t$  and  $Tg_t$ , respectively. Using Assumption 3.1, choose  $\lambda \in [0, 1)$  and  $c > 0$  such that

$$|g_{t+1}(x) - g_{t+1}(y)| \leq c\lambda^{T-t}. \quad (41)$$

Following the arguments in the proof of Lemma 4.11, we find that

$$\sum_{t=1}^{T-1} \left( \mathbb{E} \left[ \left( M_t - \hat{M}_{t-1} \right)^2 \middle| \hat{\mathcal{F}}_{t-1} \right] + \mathbb{E} \left[ \left( \hat{M}_{t-1} - M_{t-1} \right)^2 \middle| \mathcal{F}_{t-1} \right] \right) \leq c,$$

where  $c$  is another constant that does not depend on  $T$ . Appropriately adjusting the proof of Lemma 4.12 now leads to the result.  $\square$

Proposition 4.14 shows that the empirical distributions  $\sum_{i=1}^N \omega_t^i \delta_{\xi_t^i}$  of weighted ensemble are stable over long times. This is in contrast with sequential Monte Carlo, where the empirical distributions exhibit variance blowup at large times. See Figure 7 in Section 7.

In Algorithm 2.2, we assumed multinomial resampling to simplify the mathematical exposition. In practice, multinomial resampling is rarely used since it leads to significantly larger variance compared to residual, stratified, or systematic resampling [21]. We now show that our ergodic theorem also holds for residual resampling. (We expect it also holds for stratified and systematic resampling, though the proofs will be more complicated.)

For residual resampling, we modify the selection step of Algorithm 2.2 as follows. Write

$$\beta_t^i = \frac{N_t(u)\omega_t^i}{\omega_t(u)}, \quad \delta_t^i = \beta_t^i - \lfloor \beta_t^i \rfloor, \quad \text{if } \text{bin}(\xi_t^i) = u, \quad (42)$$

where  $\lfloor \cdot \rfloor$  is the floor function, and

$$\delta_t(u) = \sum_{i: \text{bin}(\xi_t^i) = u} \delta_t^i. \quad (43)$$

Conditionally on  $\mathcal{F}_t$ , let  $(R_t^i)_{i: \text{bin}(\xi_t^i) = u}$  be multinomial with  $\delta_t(u)$  trials and event probabilities  $\delta_t^i / \delta_t(u)$ . Then redefine the  $(C_t^i)_{i: \text{bin}(\xi_t^i) = u}$  in each bin  $u$  using

$$C_t^i = \lfloor \beta_t^i \rfloor + R_t^i, \quad (44)$$

and let the selections in distinct bins be independent as in (8). Observe that the means

$$\mathbb{E}[C_t^i | \mathcal{F}_t] = \lfloor \beta_t^i \rfloor + \mathbb{E}[R_t^i | \mathcal{F}_t] = \lfloor \beta_t^i \rfloor + \delta_t^i = \beta_t^i \quad (45)$$

agree with the means defined by (7), though the covariances differ.

**Proposition 4.15.** *Suppose we use residual resampling instead of multinomial resampling in the selection step of Algorithm 2.2. That is, we use (44) instead of (7) to define  $(C_t^i)_{i=1, \dots, N}$ . Then with  $\delta_t^i$  and  $\delta_t(u)$  defined by (42)-(43), the selection variance at time  $t$  is*

$$\begin{aligned} & \mathbb{E} \left[ \left( \hat{D}_t - D_t \right)^2 \middle| \mathcal{F}_t \right] \\ &= \frac{1}{T^2} \sum_{u \in \mathcal{B}} \left( \frac{\omega_t(u)}{N_t(u)} \right)^2 \delta_t(u) \left[ \sum_{i: \text{bin}(\xi_t^i) = u} \frac{\delta_t^i}{\delta_t(u)} (Kh_{t+1}(\xi_t^i))^2 - \left( \sum_{i: \text{bin}(\xi_t^i) = u} \frac{\delta_t^i}{\delta_t(u)} Kh_{t+1}(\xi_t^i) \right)^2 \right]. \end{aligned} \quad (46)$$

*Proof.* By definition of  $(R_t^i)^{i:\text{bin}(\xi_t^i)=u}$  we have

$$\mathbb{E}[R_t^i|\mathcal{F}_t] = \delta_t^i, \quad \mathbb{E}[R_t^i R_t^j|\mathcal{F}_t] = \delta_t^i \delta_t^j \left(1 - \frac{1}{\delta_t(u)}\right) + \mathbb{1}_{i=j} \delta_t^i, \quad \text{if } \text{bin}(\xi_t^i) = u.$$

From this and (44),

$$\begin{aligned} \mathbb{E}[C_t^i C_t^j|\mathcal{F}_t] &= \lfloor \beta_t^i \rfloor \lfloor \beta_t^j \rfloor + \lfloor \beta_t^i \rfloor \delta_t^j + \lfloor \beta_t^j \rfloor \delta_t^i + \delta_t^i \delta_t^j \left(1 - \frac{1}{\delta_t(u)}\right) + \mathbb{1}_{i=j} \delta_t^i \\ &= \beta_t^i \beta_t^j + \mathbb{1}_{i=j} \delta_t^i - \frac{\delta_t^i \delta_t^i}{\delta_t(u)}, \quad \text{if } \text{bin}(\xi_t^i) = \text{bin}(\xi_t^j) = u. \end{aligned}$$

Following the arguments in the proof of Lemma 4.4, we find that now

$$\mathbb{E} \left[ \sum_{i:\text{bin}(\hat{\xi}_t^i)=u} \sum_{j:\text{bin}(\hat{\xi}_t^j)=v} \hat{\omega}_t^i \hat{\omega}_t^j g(\hat{\xi}_t^i) g(\hat{\xi}_t^j) \middle| \mathcal{F}_t \right] = \begin{cases} \sum_{i:\text{bin}(\xi_t^i)=u} \sum_{j:\text{bin}(\xi_t^j)=v} \omega_t^i \omega_t^j g(\xi_t^i) g(\xi_t^j), & u \neq v \\ \left( \sum_{i:\text{bin}(\xi_t^i)=u} \omega_t^i g(\xi_t^i) \right)^2 + \left( \frac{\omega_t(u)}{N_t(u)} \right)^2 \left[ \sum_{i:\text{bin}(\xi_t^i)=u} \delta_t^i g(\xi_t^i)^2 - \frac{1}{\delta_t(u)} \left( \sum_{i:\text{bin}(\xi_t^i)=u} \delta_t^i g(\xi_t^i) \right)^2 \right], & u = v \end{cases}.$$

Repeating the arguments in the proof of Lemma 4.10 gives the result.  $\square$

Next we show that the ergodic theorem still holds with residual resampling.

**Corollary 4.16.** *Let Assumption 3.1 hold. Suppose we use residual instead of multinomial resampling in the selection step of Algorithm 2.2. That is, we use (44) instead of (7) to define  $(C_t^i)^{i=1,\dots,N}$ . Then the conclusion of the ergodic theorem (Theorem 3.2) still holds.*

*Proof.* Note that we can write the quantity in square brackets in (46) as

$$\text{Var}_{\eta'_{sel}}(Kh_{t+1}) = \left[ \sum_{i:\text{bin}(\xi_t^i)=u} \frac{\delta_t^i}{\delta_t(u)} (Kh_{t+1}(\xi_t^i))^2 - \left( \sum_{i:\text{bin}(\xi_t^i)=u} \frac{\delta_t^i}{\delta_t(u)} Kh_{t+1}(\xi_t^i) \right)^2 \right],$$

where we define

$$\eta'_{sel}(dy) = \sum_{i:\text{bin}(\xi_t^i)=u} \frac{\delta_t^i}{\delta_t(u)} \delta_{\xi_t^i}.$$

Now it is easy to check that the conclusion of Lemma 4.11 still holds by following the arguments in the proof thereof. Corollary 4.16 follows from this, together with the fact that the results above concerning one-step means remain valid.

In more detail, only the selection step of Algorithm 2.2 has been changed, so Lemma 4.1 still holds. Using (45), it is easy to check that the conclusion of Lemma 4.3 is still true. Thus, the conclusions of Lemma 4.5 and so also Lemma 4.7 remain valid. Lemma 4.8 does not depend on the selection step, so it still holds. Thus the conclusions of Lemma 4.12 and Lemma 4.13 still hold. The same arguments from the proof of Theorem 3.2 now establish the ergodic theorem.  $\square$

Proposition 4.14 also remains true for residual resampling.

## 5 Comparison with direct Monte Carlo

Weighted ensemble can outperform direct Monte Carlo simulations when  $\int f d\mu$  is small. Here we investigate why, in the context of our variance analysis above. By direct Monte Carlo simulations, we mean independent replicas evolving via  $K$ , or equivalently weighted ensemble without a selection step. Selection can be beneficial when it puts more particles in high variance regions of state space, as we illustrate in the following example.

Consider state space consisting of three points, 1, 2, 3, each of which is a bin, meaning  $\mathcal{B} = \{1, 2, 3\}$  and  $\text{bin}(\xi_t^i) = u$  if and only if  $\xi_t^i = u$ . The Markov kernel  $K$  can be interpreted as a transition matrix. We define the transition probabilities as

$$K(1, 2) = K(2, 3) = \delta, \quad K(1, 1) = K(2, 1) = 1 - \delta, \quad K(3, 1) = 1,$$

where we assume  $\delta$  is small. We take  $\delta = 10^{-3}$  and compute time averages of  $f(u) = \mathbb{1}_{u=3}$ . The initial distribution is  $\nu = \delta_1$ , but it is unimportant for what follows. We assume  $N$  is an integer multiple of 6, and the particles are allocated uniformly over the occupied bins,

$$N_t(u) = \begin{cases} \frac{N}{\#\{u:\omega_t(u)>0\}}, & \omega_t(u) > 0 \\ 0, & \omega_t(u) = 0 \end{cases},$$

Direct calculations show that  $K$  satisfies Assumption 3.1 with

$$\mu(u) = O(\delta^4) + \begin{cases} 1 - \delta + \delta^2, & u = 1 \\ \delta - \delta^2, & u = 2 \\ \delta^2 - \delta^3, & u = 3 \end{cases}. \quad (47)$$

Moreover,

$$\lim_{T \rightarrow \infty} Kh_{t+1}^2(u) - (Kh_{t+1}(u))^2 = O(\delta^4) + \begin{cases} \delta^3, & u = 1 \\ \delta - \delta^2 - 2\delta^3, & u = 2 \\ 0, & u = 3 \end{cases}. \quad (48)$$

Below, we will assume  $T$  is large and ignore terms of higher order than  $\delta^3$ .

Since each point in state space is a bin, Lemma 4.10 shows that the weighted ensemble selection variance is zero [3]. Direct Monte Carlo also, obviously, has zero selection variance. Thus, it suffices to consider the mutation variances. For weighted ensemble, using Lemma 4.9, (10),

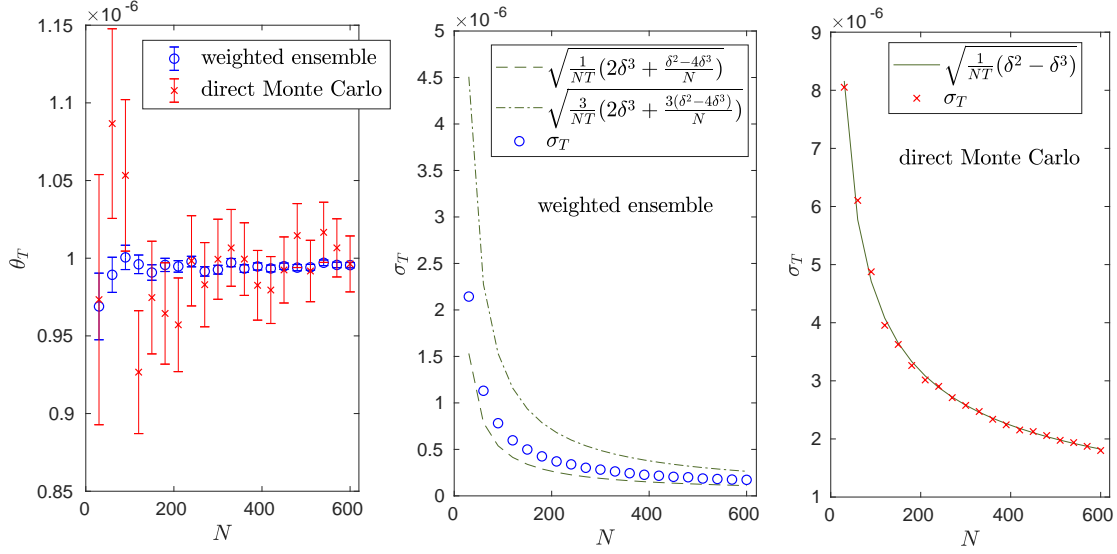


Figure 1: Comparison of weighted ensemble with direct Monte Carlo when  $T = 500$ . *Left:* Average values of  $\theta_T$  vs.  $N$  computed from  $10^4$  independent trials. Error bars are  $\sigma_T/10^2$  where  $\sigma_T^2$  are the empirical variances. *Center:* Weighted ensemble empirical standard deviation compared with (52). *Right:* Direct Monte Carlo empirical standard deviation compared with (53).

and (48), the mutation variance visible at time  $t \ll T$  before selection is

$$\begin{aligned}
\mathbb{E} \left[ \left( D_{t+1} - \hat{D}_t \right)^2 \middle| \mathcal{F}_t \right] &= \frac{1}{T^2} \sum_{u \in \mathcal{B}} \mathbb{E} \left[ \sum_{i: \text{bin}(\hat{\xi}_t^i) = u} (\hat{\omega}_t^i)^2 \left[ K h_{t+1}^2(\hat{\xi}_t^i) - (K h_{t+1}(\hat{\xi}_t^i))^2 \right] \middle| \mathcal{F}_t \right] \\
&= \frac{1}{T^2} \sum_{u \in \mathcal{B}} \frac{\omega_t(u)^2}{N_t(u)} \left[ K h_{t+1}^2(u) - (K h_{t+1}(u))^2 \right] \\
&\approx \frac{1}{T^2} \left( \frac{\omega_t(1)^2}{N_t(1)} \delta^3 + \frac{\omega_t(2)^2}{N_t(2)} (\delta - \delta^2 - 2\delta^3) \right).
\end{aligned} \tag{49}$$

For  $t \ll T$ , using the fact that  $N/3 \leq N_t(u) \leq N$  when  $\omega_t(u) > 0$ ,

$$\begin{aligned}
&\frac{1}{NT^2} \left( \mathbb{E}[\omega_t(1)^2] \delta^3 + \mathbb{E}[\omega_t(2)^2] (\delta - \delta^2 - 2\delta^3) \right) \\
&\lesssim \mathbb{E} \left[ \left( D_{t+1} - \hat{D}_t \right)^2 \right] \\
&\lesssim \frac{3}{NT^2} \left( \mathbb{E}[\omega_t(1)^2] \delta^3 + \mathbb{E}[\omega_t(2)^2] (\delta - \delta^2 - 2\delta^3) \right).
\end{aligned} \tag{50}$$

When  $t \gg 0$  we have the estimates

$$\begin{aligned}
\omega_t(1) &\sim \mu(1) - \frac{\mu(1)}{N_t(1)} \text{Binomial}(N_t(1), \delta) + \frac{\mu(2)}{N_t(2)} \text{Binomial}(N_t(2), 1 - \delta) + \mu(3), \\
\omega_t(2) &\sim \frac{\mu(1)}{N_t(1)} \text{Binomial}(N_t(1), \delta),
\end{aligned} \tag{51}$$

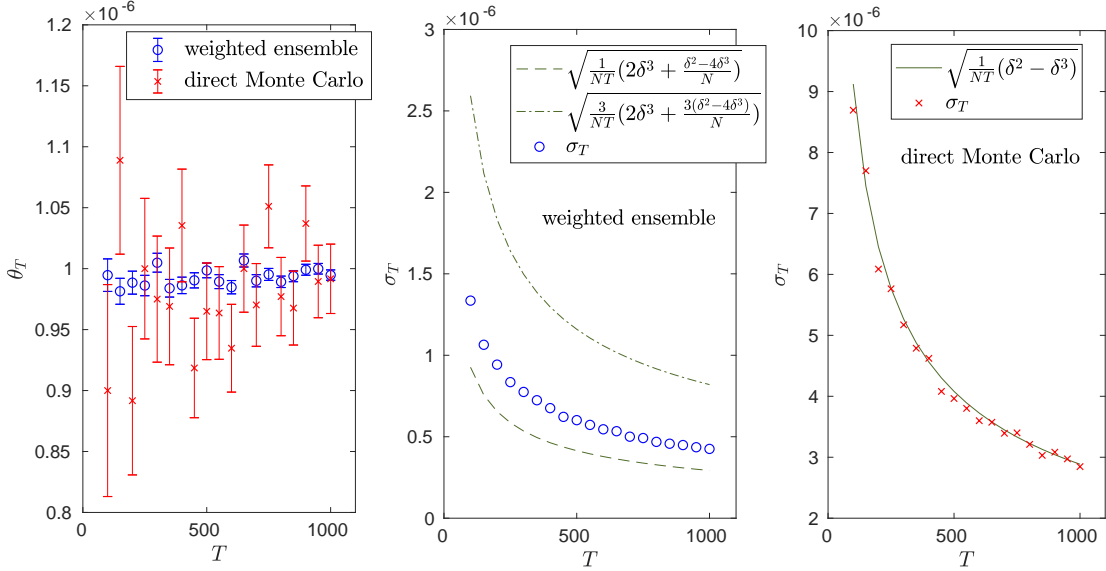


Figure 2: Comparison of weighted ensemble with direct Monte Carlo when  $N = 120$ . *Left*: Average values of  $\theta_T$  vs.  $T$  computed from  $10^4$  independent trials. Error bars are  $\sigma_T/10^2$  where  $\sigma_T^2$  are the empirical variances. *Center*: Weighted ensemble empirical standard deviation compared with (52). *Right*: Direct Monte Carlo empirical standard deviation compared with (53).

with the convention  $\text{Binomial}(0, \delta) = 0$ . Provided (51) holds, from (47) we get

$$\mathbb{E}[\omega_t(1)^2] = 1 + O(\delta), \quad \delta^2 + \frac{\delta - 3\delta^2}{N} + O(\delta^3) \leq \mathbb{E}[\omega_t(2)^2] \leq \delta^2 + \frac{3(\delta - 3\delta^2)}{N} + O(\delta^3).$$

Putting this into (50), for  $0 \ll t \ll T$  we have

$$\frac{1}{NT^2} \left( 2\delta^3 + \frac{\delta^2 - 4\delta^3}{N} \right) \approx \mathbb{E} \left[ \left( D_{t+1} - \hat{D}_t \right)^2 \right] \approx \frac{3}{NT^2} \left( 2\delta^3 + \frac{3(\delta^2 - 4\delta^3)}{N} \right).$$

Thus the variance can be estimated by

$$\frac{1}{NT} \left( 2\delta^3 + \frac{\delta^2 - 4\delta^3}{N} \right) \approx \sigma_T^2 \approx \frac{3}{NT} \left( 2\delta^3 + \frac{3(\delta^2 - 4\delta^3)}{N} \right), \quad (52)$$

for weighted ensemble.

On the other hand, consider direct Monte Carlo, or independent particles. This is equivalent to weighted ensemble, if we skip the selection step and instead set  $\hat{\xi}_t^i = \xi_t^i$  and  $\hat{\omega}_t^i = \omega_t^i$  for each  $t \geq 0$  and  $i = 1, \dots, N$ . The mean mutation variance at time  $t$  is

$$\begin{aligned} \mathbb{E} \left[ \left( D_{t+1} - \hat{D}_t \right)^2 \right] &= \frac{1}{T^2 N^2} \mathbb{E} \left[ \sum_{i=1}^N [Kh_{t+1}^2(\xi_t^i) - (Kh_{t+1}(\xi_t^i))^2] \right] \\ &\approx \frac{N\mu(1)\delta^3 + N\mu(2)(\delta - \delta^2 - 2\delta^3)}{T^2 N^2} \\ &\approx \frac{\delta^2 - \delta^3}{T^2 N}, \quad 0 \ll t \ll T. \end{aligned}$$

Thus the variance is approximately

$$\sigma_T^2 \approx T \times \frac{\delta^2 - \delta^3}{T^2 N} = \frac{1}{NT}(\delta^2 - \delta^3), \quad \text{for direct Monte Carlo.} \quad (53)$$

Observe the improved scaling in  $\delta$  for (52) compared to (53) when  $N$  is of order  $1/\delta$ . The mechanism for this, illustrated by the calculation above, is the allocation of more particles to the bin,  $u = 2$ , with the largest value of the variance  $Kh_{t+1}^2(u) - (Kh_{t+1}(u))^2$ . This bin typically has much fewer particles in direct Monte Carlo. See Figure 1 and Figure 2 for numerical verification of the estimates (52)-(53).

The example in this section is simple but the ideas hold generally: we expect ‘‘bottlenecks’’ in state space to have a large value of the variance  $Kh_{t+1}^2 - (Kh_{t+1})^2$  but a small  $\mu$  probability. Allocating more particles to such bottlenecks in weighted ensemble leads to a smaller variance compared to direct Monte Carlo.

## 6 Comparison of time averages

We expect our time averages (13) to have better variance properties than the naive averages in (15). The reason is simple. For time averages defined by (15), we average over an ancestral tree where the branches have many roots in common. These ‘‘duplicate’’ samples lead to a larger variance. We give a simple but illuminating example of this below.

Consider again state space consisting of three points, 1, 2, 3, each of which is a bin, so  $\mathcal{B} = \{1, 2, 3\}$  and  $\text{bin}(\xi_t^i) = u$  if and only if  $\xi_t^i = u$ . As above, the Markov kernel  $K$  is now a transition matrix. We define the transition probabilities as

$$K(1, 2) = 1/2 = K(1, 3), \quad K(2, 1) = K(3, 1) = 1,$$

and consider  $f(u) = \mathbb{1}_{u=3}$ . Though  $K$  is periodic and so does not satisfy Assumption 3.1, a small modification to  $K$  could fix this without really changing the following argument. We use the initial distribution  $\nu = \delta_1$ . The particle allocation is as follows. For even  $t$ ,  $N_t(1) = N$  and  $N_t(2) = N_t(3) = 0$ , while for odd  $t$ ,  $N_t(1) = 0$  and

$$N_t(2) = \begin{cases} N_2, & \omega_t(2) > 0, \omega_t(3) > 0 \\ N, & \omega_t(2) > 0, \omega_t(3) = 0 \\ 0, & \omega_t(2) = 0 \end{cases}, \quad N_t(3) = \begin{cases} N_3, & \omega_t(3) > 0, \omega_t(2) > 0 \\ N, & \omega_t(3) > 0, \omega_t(2) = 0 \\ 0, & \omega_t(3) = 0 \end{cases}$$

where  $N_2 + N_3 = N$ . The unique invariant measure  $\mu$  for  $K$  satisfies  $\mu(1) = 1/2$ ,  $\mu(2) = \mu(3) = 1/4$ . The time averages in (13) and (15) converge to  $\lim_{T \rightarrow \infty} \theta_T \stackrel{a.s.}{=} \lim_{T \rightarrow \infty} \hat{\theta}_T \stackrel{a.s.}{=} 1/4$ .

We make some analytic estimates to compare the performance of (13) with (15). Assume for simplicity that  $N$  and  $T$  are even, suppose  $N \ll T$ , and let  $Y_1, Y_2, \dots$  be iid Bernoulli-1/2 random variables. Regardless of the choice of  $N_2$  and  $N_3$ , at every odd time step, there are  $N$  particles with equal weight  $1/N$  arriving at  $u = 2$  or  $u = 3$  from  $u = 1$ , with Bernoulli-1/2 probabilities. Thus, the variance of (13) is estimated by

$$\sigma_T^2 \approx \text{Var} \left( \frac{Y_1 + Y_2 + \dots + Y_{NT/2}}{NT} \right) = \frac{1}{8NT}. \quad (54)$$

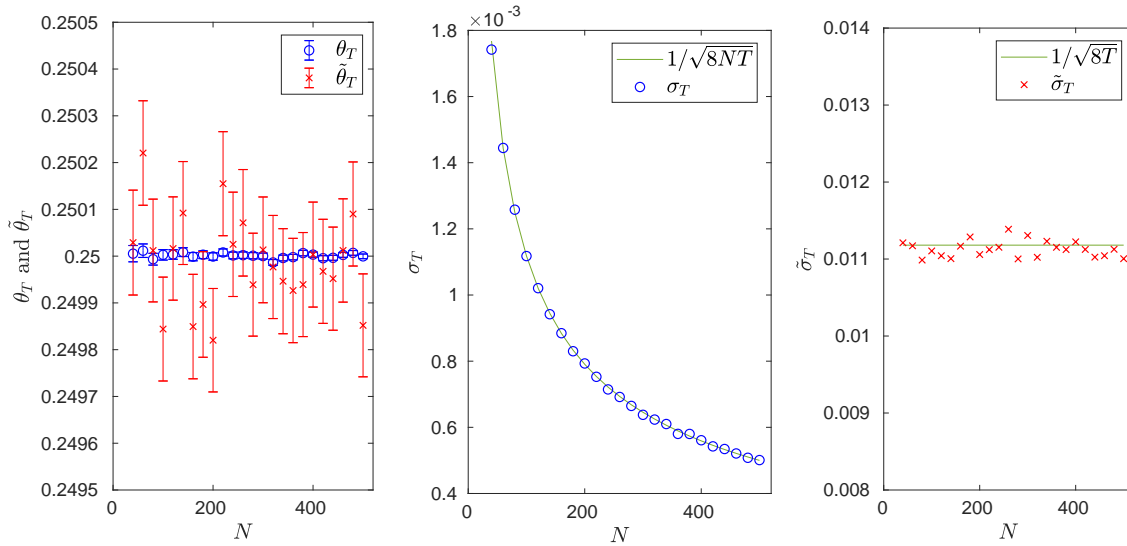


Figure 3: Comparison of time averages  $\theta_T$  and  $\tilde{\theta}_T$  defined in (13) and (15), for the example in Section 6 when  $T = 1000$  and  $N_2 = 1$ ,  $N_3 = N - 1$ . *Left*: Average values of  $\theta_T$  and  $\tilde{\theta}_T$  vs.  $N$  computed from  $10^4$  independent trials. Error bars are  $\sigma_T/10^2$  and  $\tilde{\sigma}_T/10^2$ , where  $\sigma_T^2$  and  $\tilde{\sigma}_T^2$  are the empirical variances of  $\theta_T$  and  $\tilde{\theta}_T$  respectively. *Center*: Empirical standard deviation  $\sigma_T$  vs.  $N$  compared to the prediction from (54). *Right*: Empirical standard deviation  $\tilde{\sigma}_T$  vs.  $N$  compared to the prediction from (55).

The variance of (15) depends on the particle allocation. Suppose first that  $N_2 = 1$  and  $N_3 = N - 1$ . At time 0 there are  $N$  distinct roots, while at each odd time step, some roots are lost from selection. A rough approximation is that  $\approx N/2^k$  unique roots are lost at the  $(2k - 1)$ st time step. This means a single root remains after  $O(\log N)$  odd time steps. In other words, the ancestral lines of the particles surviving until time  $T$  all share a single long root, with a branch and leaf system of time length  $O(\log N)$  that is small enough we ignore it. So at each odd time step there are  $\approx N$  identical ancestors at either  $u = 2$  or  $u = 3$  with Bernoulli-1/2 probabilities. The variance is roughly

$$\sigma_T^2 \approx \text{Var} \left( \frac{NY_1 + NY_2 + \dots + NY_{T/2}}{NT} \right) = \frac{1}{8T}, \quad \text{if } N_2 = 1, N_3 = N - 1. \quad (55)$$

Now suppose  $N_2 = N_3 = N/2$ . The dominant contribution to the variance is again a single long root of all the ancestral lines, but now this root has a slightly smaller time length. At each odd time step, there are on average  $\approx N/2 + 0.4\sqrt{N}$  particles at either  $u = 2$  or  $u = 3$ , an excess of  $\approx 0.4\sqrt{N}$  over the  $N/2$  particles that will be selected. By analogy with the coupon collector problem [29], the number of odd time steps before only one root remains is roughly

$$\ell_N := \frac{N \log N + \gamma N}{0.4\sqrt{N}}, \quad \gamma \approx 0.58.$$

By the same argument as above, we can estimate the variance by

$$\sigma_T^2 \approx \text{Var} \left( \frac{NY_1 + NY_2 + \dots + NY_{(T-\ell_N)/2}}{NT} \right) = \frac{T - \ell_N}{8T^2}, \quad \text{if } N_2 = N_3 = N/2. \quad (56)$$



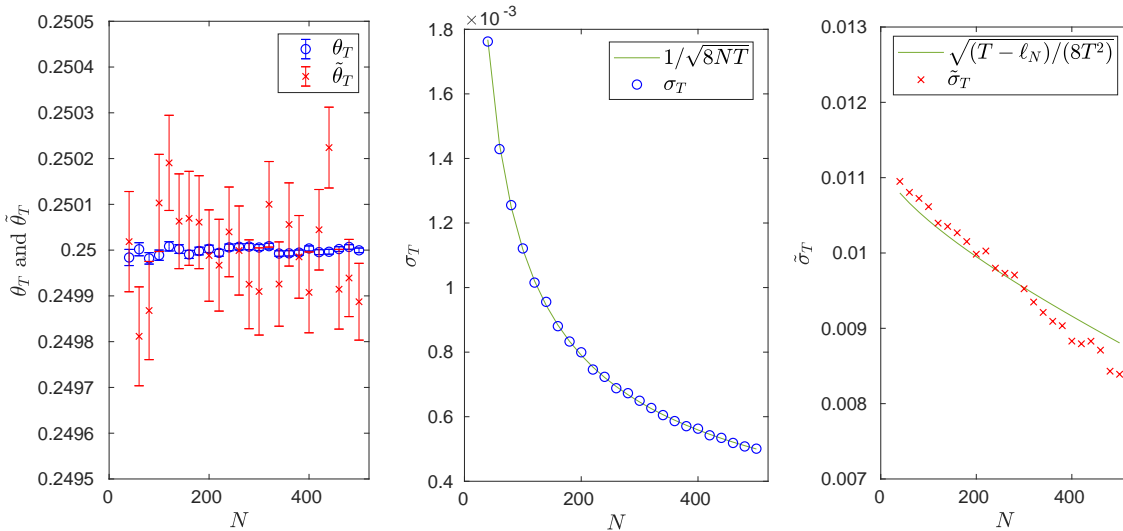


Figure 4: Comparison of time averages  $\theta_T$  and  $\tilde{\theta}_T$  defined in (13) and (15), for the example in Section 6 when  $T = 1000$  and  $N_2 = N_3 = N/2$ . *Left*: Average values of  $\theta_T$  and  $\tilde{\theta}_T$  vs.  $N$  computed from  $10^4$  independent trials. Error bars are  $\sigma_T/10^2$  and  $\tilde{\sigma}_T/10^2$ , where  $\sigma_T^2$  and  $\tilde{\sigma}_T^2$  are the empirical variances of  $\theta_T$  and  $\tilde{\theta}_T$  respectively. *Center*: Empirical standard deviation  $\sigma_T$  vs.  $N$  compared to the prediction from (54). *Right*: Empirical standard deviation  $\tilde{\sigma}_T$  vs.  $N$  compared to the prediction from (56).

See Figures 3 and 4 for numerical simulations confirming these estimates.

Figures 3 and 4 show the variance of (13) is much smaller than that of (15). The example above illustrates the simple mechanism behind this variance reduction. Our example also illustrates that the variance of (13), compared to (15), should be less sensitive to the choice of the particle allocation  $N_t(u)_{t \geq 0}^{u \in \mathcal{B}}$ . This is a significant benefit, as for complicated systems it can be difficult to know how many particles to keep in each bin.

## 7 Comparison with sequential Monte Carlo

Below, we contrast weighted ensemble with a well-known sequential Monte Carlo method. See [16, 38] for a description in the context of rare events. (See also the textbooks [13, 22] for more details.) This sequential Monte Carlo method follows the same rules as weighted ensemble sampling except that the selection step of Algorithm 2.2 is replaced by:

- (*sequential Monte Carlo selection step*) Conditional on  $\mathcal{F}_t$ , let  $(C_t^i)_{i=1, \dots, N}$  be multinomial with  $N$  trials and event probabilities  $G_t(\xi_t^i, \dots) / \sum_{i=1}^N G_t(\xi_t^i, \dots)$ . The number of children of particle  $\xi_t^i$  is defined by

$$C_t^i = \# \left\{ j : \text{par}(\hat{\xi}_t^j) = \xi_t^i \right\} \quad (57)$$

and the children's weights are

$$\hat{\omega}_t^i = \frac{\omega_t^j}{G_t(\xi_t^j, \dots)} \times \frac{\sum_{i=1}^N G_t(\xi_t^i, \dots)}{N}, \quad \text{if } \text{par}(\hat{\xi}_t^i) = \xi_t^j. \quad (58)$$

Here, the *Gibbs-Boltzmann potentials*  $G_t(\xi_t^i, \dots)$  are positive-valued; we write  $(\xi_t^i, \dots)$  for the argument of  $G_t$  to indicate that  $G_t$  may depend on the current position (represented by  $\xi_t^i$ ) along with the ancestral line (denoted by  $\dots$ ) of a particle. Actually, it can be shown that the best choice of  $G_t$  has the form [2, 10, 16]

$$G_t(\xi_t^i, \dots) = \frac{V_t(\xi_t^i)}{V_{t-1}(\text{par}(\hat{\xi}_{t-1}^i))} \quad (59)$$

for  $t > 0$ , and  $G_0(\xi_0^i) = V_0(\xi_0^i)$ , where the  $V_t$  are positive-valued functions on state space. Informally, this choice is optimal because it turns a path-likelihood term defining the particle weights into a telescopic product. However, there is still a term corresponding to the total weight that leads to a selection variance blowup. We discuss this more below.

We will mostly consider the case where the Gibbs-Boltzmann potential has the optimal form (59). In this setup, by accounting for particle weights, the selection step can be rewritten without reference to particles' ancestral histories, as follows.

- (*sequential Monte Carlo selection step using (59)*) Conditional on  $\mathcal{F}_t$ , let  $(C_t^i)^{i=1, \dots, N}$  be multinomial with  $N$  trials and event probabilities  $\omega_t^i V_t(\xi_t^i) / \sum_{i=1}^N \omega_t^i V_t(\xi_t^i)$ . The number of children of particle  $\xi_t^i$  is

$$C_t^i = \# \left\{ j : \text{par}(\hat{\xi}_t^j) = \xi_t^i \right\} \quad (60)$$

and the children's weights are

$$\hat{\omega}_t^i = \frac{1}{V_t(\xi_t^j)} \times \frac{\sum_{i=1}^N \omega_t^i V_t(\xi_t^i)}{N}, \quad \text{if } \text{par}(\hat{\xi}_t^i) = \xi_t^j. \quad (61)$$

To see that these selection steps agree when  $G_t$  is given by (59), note that by (61) and (12),

$$\omega_t^i V_t(\xi_t^i) = \frac{V_t(\xi_t^i)}{V_{t-1}(\xi_{t-1}^j)} \times \frac{\sum_{i=1}^N \omega_{t-1}^i V_{t-1}(\xi_{t-1}^i)}{N}, \quad \text{if } \text{par}(\hat{\xi}_{t-1}^i) = \xi_{t-1}^j.$$

It follows that when  $G_t$  is given by (59), the numbers  $C_t^i$  defined in (57) agree with those in (60). That is, both selection steps lead to the same multinomial law for the number of children of each particle. Equations (58) and (61) then also agree, since both say that the weight of a child equals its parent's weight divided by the expected number of children of the parent, *i.e.*,

$$\hat{\omega}_t^i = \frac{\omega_t^j}{\mathbb{E}[C_t^j | \mathcal{F}_t]}, \quad \text{if } \text{par}(\hat{\xi}_t^i) = \xi_t^j. \quad (62)$$

The rule (62) ensures that the unbiased property, Theorem 4.6, holds; see [2].

In (58) and (61), we think of  $\omega_t^j / G_t(\xi_t^j, \dots)$  and  $1/V_t(\xi_t^j)$ , respectively, as *non-normalized weights*, and  $\sum_{i=1}^N G_t(\xi_t^i, \dots) / N$  and  $\sum_{i=1}^N \omega_t^i V_t(\xi_t^i) / N$ , respectively, as the *weight normalization* that is the same for every particle at time  $t$ . Because of the choice of Gibbs-Boltzmann potential in (59), the non-normalized weights in (61) telescope and thus depend only on the current particle position; compare this with (58) for general  $G_t$ , where the non-normalized weight  $\omega_t^j / G_t(\xi_t^j, \dots)$  depends on  $\omega_t^j$ . This telescoping suggests why (60)-(61) gives better performance. In spite of this, the variance still explodes at large times. Intuitively, this is due to randomness of the

weight normalization: this randomness leads to a order 1 contribution to the selection variance at each time step. After  $T$  time steps this contribution is order  $T$ , as we show below. Contrast this with weighted ensemble, where the weight normalization is equal to 1 at all times.

We begin by studying the selection and mutation variances for sequential Monte Carlo.

**Proposition 7.1.** *The selection variance for sequential Monte Carlo at time  $t$  is*

$$\mathbb{E} \left[ \left( \hat{D}_t - D_t \right)^2 \middle| \mathcal{F}_t \right] = \frac{1}{T^2} \left[ \sum_{i=1}^N \frac{(\omega_t^i)^2}{\beta_t^i} (Kh_{t+1}(\xi_t^i))^2 - \frac{1}{N} \left( \sum_{i=1}^N \omega_t^i Kh_{t+1}(\xi_t^i) \right)^2 \right].$$

where  $\beta_t^i$  is the expected number of children of  $\xi_t^i$ ,

$$\beta_t^i = \mathbb{E}[C_t^i | \mathcal{F}_t] = \frac{NG_t(\xi_t^i, \dots)}{\sum_{i=1}^N G_t(\xi_t^i, \dots)}. \quad (63)$$

The mutation variances of sequential Monte Carlo and weighted ensemble are the same.

*Proof.* By definition the selection step for sequential Monte Carlo,

$$\mathbb{E}[C_t^i C_t^j | \mathcal{F}_t] = \beta_t^i \beta_t^j \left( 1 - \frac{1}{N} \right) + \beta_t^j \mathbb{1}_{i=j}.$$

Using this, and following calculations similar to the proof of Lemma 4.10,

$$\begin{aligned} & \mathbb{E} \left[ \left( \sum_{i=1}^N \hat{\omega}_t^i Kh_{t+1}(\hat{\xi}_t^i) \right)^2 \middle| \mathcal{F}_t \right] \\ &= \sum_{i=1}^N \sum_{j=1}^N \mathbb{E} \left[ \sum_{k: \text{par}(\hat{\xi}_t^k) = \xi_t^i} \sum_{\ell: \text{par}(\hat{\xi}_t^\ell) = \xi_t^j} \hat{\omega}_t^k \hat{\omega}_t^\ell Kh_{t+1}(\hat{\xi}_t^k) Kh_{t+1}(\hat{\xi}_t^\ell) \middle| \mathcal{F}_t \right] \\ &= \sum_{i=1}^N \sum_{j=1}^N \frac{\omega_t^i \omega_t^j}{\beta_t^i \beta_t^j} Kh_{t+1}(\xi_t^i) Kh_{t+1}(\xi_t^j) \mathbb{E}[C_t^i C_t^j | \mathcal{F}_t] \\ &= \left( 1 - \frac{1}{N} \right) \sum_{i=1}^N \sum_{j=1}^N \omega_t^i \omega_t^j Kh_{t+1}(\xi_t^i) Kh_{t+1}(\xi_t^j) + \sum_{i=1}^N \frac{(\omega_t^i)^2}{\beta_t^i} (Kh_{t+1}(\xi_t^i))^2. \end{aligned}$$

It is straightforward to check that the conclusions of Lemmas 4.3 and 4.7 remain valid. Thus, following the proof of Lemma 4.10, we have

$$\begin{aligned} \mathbb{E} \left[ \left( \hat{D}_t - D_t \right)^2 \middle| \mathcal{F}_t \right] &= \frac{1}{T^2} \mathbb{E} \left[ \left( \sum_{i=1}^N \hat{\omega}_t^i Kh_{t+1}(\hat{\xi}_t^i) - \sum_{i=1}^N \omega_t^i Kh_{t+1}(\xi_t^i) \right)^2 \middle| \mathcal{F}_t \right] \\ &= \frac{1}{T^2} \mathbb{E} \left[ \left( \sum_{i=1}^N \hat{\omega}_t^i Kh_{t+1}(\hat{\xi}_t^i) \right)^2 \middle| \mathcal{F}_t \right] - \frac{1}{T^2} \left( \sum_{i=1}^N \omega_t^i Kh_{t+1}(\xi_t^i) \right)^2. \end{aligned}$$

Combining the last two displays gives the result for the selection variance. The mutation variances of weighted ensemble and sequential Monte Carlo are the same because they share the same mutation step.  $\square$

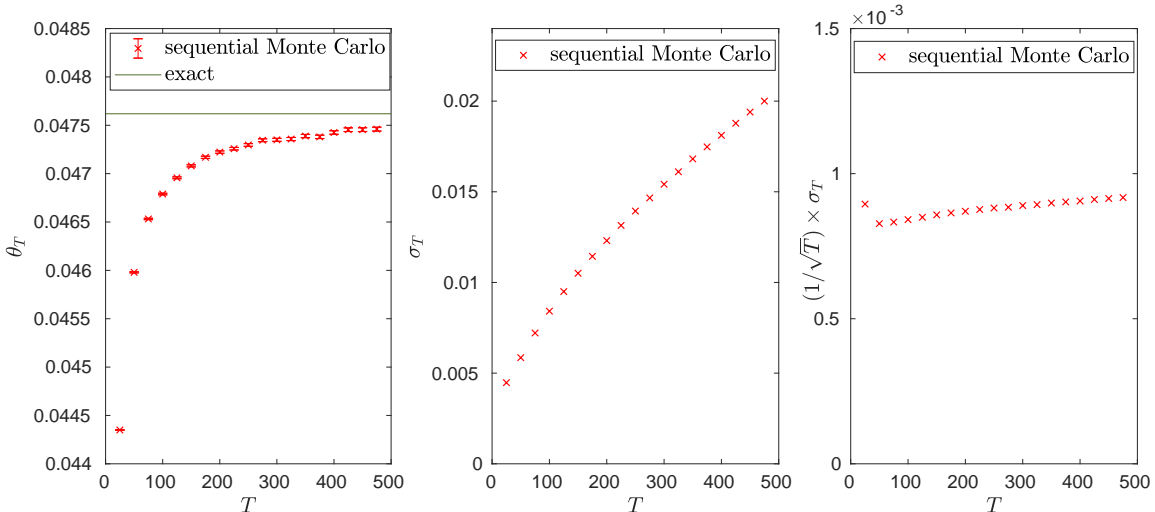


Figure 5: Scaling of the variance of sequential Monte Carlo for the example in Section 5 with  $\delta = 0.25$ , where  $G_t$  is defined by (59) with  $V_t(u) = u$ ,  $u = 1, 2, 3$ . *Left*: Average values of  $\theta_T$  computed from  $10^6$  independent trials. Error bars, which are smaller than the data markers, are  $\sigma_T/10^3$ , where  $\sigma_T^2$  is the empirical variance of  $\theta_T$ . The exact value is  $\lim_{T \rightarrow \infty} \theta_T \approx 0.0476$ . *Center*: Empirical standard deviation  $\sigma_T$  vs.  $T$ . *Right*: Scaled empirical standard deviation  $(1/\sqrt{T}) \times \sigma_T$  vs.  $T$ , demonstrating that  $\sigma_T \sim \sqrt{T}$ .

Consider the sequential Monte Carlo selection variance multiplied by  $T^2$ ,

$$\sum_{i=1}^N \frac{(\omega_t^i)^2}{\beta_t^i} (Kh_{t+1}(\xi_t^i))^2 - \frac{1}{N} \left( \sum_{i=1}^N \omega_t^i Kh_{t+1}(\xi_t^i) \right)^2. \quad (64)$$

In general, the expression in (64) will not be bounded in  $T$ . Instead (64) will typically be the same size as  $(Kh_{t+1})^2$ , which is order  $T^2$ . As a consequence the variance,  $\sigma_T^2$ , is of order  $T$ . This variance blowup occurs even when the Gibbs-Boltzmann potentials satisfy (59). See Figure 5 for numerical illustration. See also the center of Figure 6, where there is an initial decay of the variance before the asymptotical growth. This problem is not particular to multinomial resampling: variance blowup occurs with residual and other standard resampling methods.

A few exceptions and special cases are worth mentioning. First, notice that putting  $\beta_t^i = N\omega_t^i$  in (64) leads to the selection variance of weighted ensemble with 1 bin. This selection step is commonly used in diffusion Monte Carlo [4]. In this case, (64) can be seen as a variance of  $Kh_{t+1}$  and thus bounded in  $T$ ; see the proof of Lemma 4.11. However, in our setting, which is different from diffusion Monte Carlo, this choice of selection gives no variance reduction compared to direct Monte Carlo. We discuss this more below. Second, consider  $\beta_t^i = \omega_t^i N_t(u)/\omega_t(u)$ , which most closely resembles weighted ensemble, but does not fix the total weight or the number  $N_t(u)$  of children in each bin  $u$ . (Also, this choice of  $\beta_t^i$  does not quite fit into the sequential Monte Carlo framework, as  $\beta_t^i$  cannot be expressed in the form (63).) It can be seen from (64) that the variance still explodes in this case. Lastly, consider

$$\beta_t^i = \frac{N\omega_t^i Kh_{t+1}(\xi_t^i)}{\sum_{i=1}^N \omega_t^i Kh_{t+1}(\xi_t^i)}, \quad (65)$$

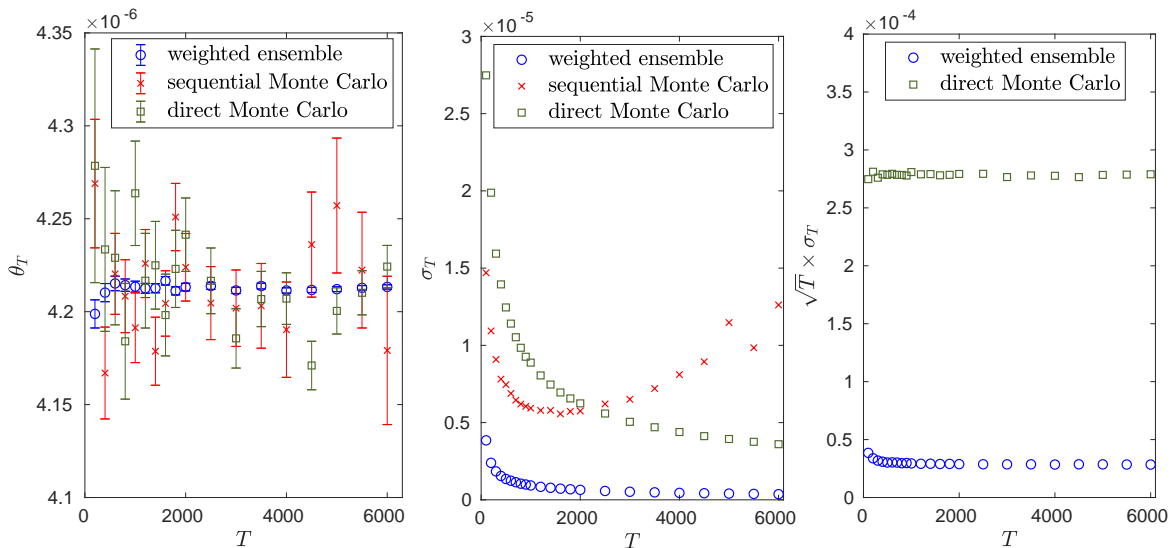


Figure 6: Comparison of weighted ensemble, sequential Monte Carlo, and direct Monte Carlo for estimating  $\int f d\mu \approx \theta_T$ , with  $\theta_T$  and  $f$  defined in (13) and (66). *Left*: Average values of  $\theta_T$  vs.  $T$  computed from  $10^5$  independent trials of each method. Error bars are  $\sigma_T/\sqrt{10^5}$  where  $\sigma_T^2$  is the empirical variance of  $\theta_T$ . *Center*: Empirical standard deviations  $\sigma_T$  vs.  $T$ . The sequential Monte Carlo variance is increasing at large times  $T$ . *Right*: Scaled empirical standard deviations  $\sqrt{T} \times \sigma_T$  vs.  $T$  for weighted ensemble and direct Monte Carlo. In all plots,  $\beta = 6$ .

and suppose  $f$  is strictly positive so that this expression makes sense. In this case, equation (65) makes (64) equal to zero, so that the selection variance is exactly zero. This form of selection is closely related to stochastic optimal control [32]. As with optimal control, it is not practical to implement exactly, since computing the functions  $Kh_{t+1}$  to a given precision is at least as expensive as evaluating  $\int f d\mu$  with the same accuracy. It is worth noting that for weighted ensemble, because the selection variance is already small for localized bins, reducing the mutation variance should be more important than minimizing the selection variance.

In sum, sequential Monte Carlo fails to satisfy an ergodic theorem except in very special cases. This is despite the fact that sequential Monte Carlo is unbiased in the same sense as weighted ensemble (Theorem 4.6). To investigate this in more detail numerically, we consider the following toy model. Define

$$X_{t+1} = \text{mod} \left( X_t - 2\pi \sin(2\pi X_t) \delta t + \sqrt{2\delta t \beta^{-1}} \alpha_t, 1 \right)$$

where  $X_t$  has values in  $\mathbb{R}/\mathbb{Z}$  (i.e., the interval  $[0, 1)$  with periodic boundary),  $\delta t = 0.001$ ,  $\beta = 5$  or 6, and  $(\alpha_t)_{t \geq 0}$  are iid standard Gaussians. The kernel  $K$  is from a  $\Delta t$ -skeleton of  $(X_t)_{t \geq 0}$ ,

$$K(x, dy) = \mathbb{P}(X_{\Delta t} \in dy | X_0 = x),$$

where  $\Delta t = 10$ . It is easy to check that  $K$  satisfies a Doeblin condition, which means that  $K$  satisfies Assumption 3.1 (see pgs. 168-169 in [21]). In Figures 6 and 7, we compare the performance of weighted ensemble, sequential Monte Carlo, and direct Monte Carlo for computing

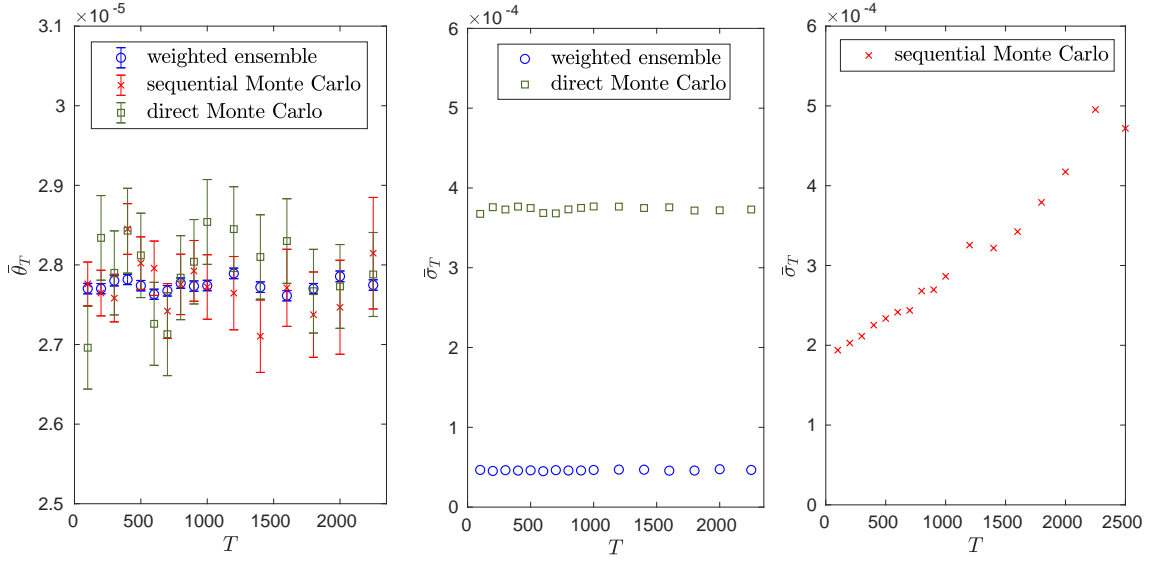


Figure 7: Comparison of weighted ensemble, sequential Monte Carlo, and direct Monte Carlo for estimating  $\int f d\mu \approx \bar{\theta}_T$ , where  $\bar{\theta}_T$  and  $f$  are defined in (40) and (66). *Left*: Average values of  $\bar{\theta}_T$  vs.  $T$  computed from  $5 \times 10^5$  independent trials of each method. Error bars are  $\bar{\sigma}_T / \sqrt{5 \times 10^5}$ , where  $\bar{\sigma}_T^2$  is the empirical variance of  $\bar{\theta}_T$ . *Center*: Empirical standard deviation  $\bar{\sigma}_T$  of weighted ensemble sampling and direct Monte Carlo vs.  $T$ . *Right*: Empirical standard deviation  $\bar{\sigma}_T$  of sequential Monte Carlo vs.  $T$ . In all plots,  $\beta = 5$ .

$\int f d\mu$ , where  $\mu$  is the stationary distribution of  $K$  and

$$f(x) = \mathbb{1}_{0.45 \leq x \leq 0.55}. \quad (66)$$

For sequential Monte Carlo, we use Gibbs-Boltzmann potentials  $G_t$  defined by (59) with  $V_t(x) = \exp(-10(x - 0.5)^2)$ ,  $t \geq 0$ . Notice that  $G_t$  favors particles moving toward the support of  $f$ . For weighted ensemble, we use 20 equally sized bins with  $N_t(u) \approx N/20$ . Thus for  $u \in \mathcal{B} = \{1, \dots, 20\}$ , we define  $\text{bin}(\xi_t^i) = u$  if  $\xi_t^i \in [(u - 1)/20, u/20)$ . The initial distribution is

$$\nu(dx) = \frac{\exp(\beta \cos(2\pi x)) dx}{\int_0^1 \exp(\beta \cos(2\pi x)) dx},$$

which is an approximation of  $\mu$ . All simulations have  $N = 200$  particles.

Pictured in Figure 6 are the average values of  $\theta_T$  given by (13), with the corresponding empirical variance  $\sigma_T^2$ , computed from  $10^5$  independent trials of weighted ensemble, sequential Monte Carlo, and direct Monte Carlo. Figure 6 shows the variance blowup of sequential Monte Carlo, along with the stability of weighted ensemble and direct Monte Carlo, with the variance scaling implied by Lemma 4.12(i).

The variance explosion of sequential Monte Carlo is not particular to our time averages (13). Indeed, for sequential Monte Carlo, the empirical distributions  $\sum_{i=1}^N \omega_t^i \delta_{\xi_t^i}$  become unstable at large  $t$ . See the right of Figure 7. In particular, the simpler ergodic theorem from Remark 3.4 also fails for sequential Monte Carlo. On the other hand, the corresponding weighted ensemble

distributions are stable in time  $T$ , in the sense that the variance of  $\bar{\theta}_T$  from (40) is bounded in  $T$  (Proposition 4.14). See the center of Figure 7 for numerical confirmation.

In diffusion Monte Carlo, it is possible to mitigate variance blowup with an ensemble refreshment step which resamples from replicas proportionally to their weights [4, 28], or  $\beta_t^i = N\omega_t^i$  in the notation above. This step, which corresponds to the selection step of weighted ensemble with 1 bin, sets all the weights equal. In our setting, this does not seem to solve the variance problem, as even if all the weights are equal, the term (64) is still order  $T^2$ , making the selection variance order  $T$ . To verify this, in our numerical tests, we tried including such refreshment steps but were unable to improve the variance compared to the values pictured in Figures 6 and 7. Anyway such refreshment would counteract the importance sampling effects of the Gibbs-Boltzmann potential  $G_t$ .

Weighted ensemble and sequential Monte Carlo are importance sampling methods that aim to place particles in important or low probability parts of state space. To attain this effect, sequential Monte Carlo uses a selection importance function, the Gibbs-Boltzmann potential, while in weighted ensemble, the importance sampling relies on a user-chosen allocation of particles throughout a collection of bins (the simplest case being uniform allocation as in the numerical examples above). As the results in this section illustrate, this weighted ensemble particle allocation accomplishes an effect similar to a Gibbs-Boltzmann potential, without suffering from the large time variance blowup characteristic of sequential Monte Carlo.

## Acknowledgements

The author thanks Frédéric Cérou, Peter Christman, Josselin Garnier, Gideon Simpson, Gabriel Stolz, Brian Van Koten, and Robert J. Webber for helpful comments, and especially Jeremy Copperman, Matthias Rousset, and Dan Zuckerman for interesting discussions and insights. The author thanks Frédéric Cérou and Matthias Rousset in particular for pointing out the connection between the selection steps (57)-(58) and (60)-(61). The author also gratefully acknowledges support from the National Science Foundation via the awards NSF-DMS-1818726 and NSF-DMS-1522398.

## References

- [1] R. J. Allen, D. Frenkel, and P. R. ten Wolde. Forward flux sampling-type schemes for simulating rare events: Efficiency analysis. *The Journal of chemical physics*, 124(19):194111, 2006.
- [2] D. Aristoff. Analysis and optimization of weighted ensemble sampling. *ESAIM: Mathematical Modelling and Numerical Analysis*, 52(2018), 1219–1238, 2018.
- [3] D. Aristoff and D.M. Zuckerman, Optimizing weighted ensemble sampling of steady states, arXiv:1806.00860v2, 2019.
- [4] R. Assaraf, M. Caffarel, and A. Khelif. Diffusion monte carlo methods with a fixed number of walkers. *Physical Review E* 61(4):4566–4575, 2000.
- [5] J. M. Bello-Rivas and R. Elber. Exact milestoning. *The Journal of Chemical Physics*, 142(9):03B6021, 2015.

- [6] D. Bhatt, B. W. Zhang, and D. M. Zuckerman. Steady-state simulations using weighted ensemble path sampling. *The Journal of chemical physics*, 133(1):014110, 2010.
- [7] O. Cappé, E. Moulines, and T. Rydén. *Inference in Hidden Markov Models*. Springer, 2005.
- [8] L. T. Chong, A. S. Saglam, and D. M. Zuckerman. Path-sampling strategies for simulating rare events in biomolecular systems. *Current opinion in structural biology*, 43:88–94, 2017.
- [9] N. Chopin. Central limit theorem for sequential monte carlo methods and its application to bayesian inference. *Ann. Statist.*, 32(6):2385–2411, 2004.
- [10] H. Chraïbi, A. Dutfoy, T. Galtier, and J. Garnier. Optimal input potential functions in the interacting particle system method. *arXiv preprint arXiv:1811.10450*, 2018.
- [11] R. Costeaouec, H. Feng, J. Izaguirre, and E. Darve. Analysis of the accelerated weighted ensemble methodology. *Discrete and Continuous Dynamical Systems*, pages 171–181, 2013.
- [12] E. Darve and E. Ryu. *Computing reaction rates in bio-molecular systems using discrete macro-states*. Innovations in Biomolecular Modeling and Simulations: Volume 1, Chapter 7. RSC publishing, 2012.
- [13] P. Del Moral. Feynman-kac formulae: genealogical and interacting particle approximations. *Probability and Its Applications*, Springer, 2004.
- [14] P. Del Moral and A. Doucet. Particle methods: An introduction with applications. In *ESAIM: proceedings*, volume 44, pages 1–46. EDP Sciences, 2014.
- [15] P. Del Moral, A. Doucet and A. Jasra. Sequential Monte Carlo Samplers. *Journal of the Royal Statistical Society Series B*, 68(3):411-436, 2006.
- [16] P. Del Moral and J. Garnier. Genealogical particle analysis of rare events. *The Annals of Applied Probability*, 15(4):2496–2534, 2005.
- [17] A. Dickson and C.L. Brooks, III. WExplore: Hierarchical exploration of high-dimensional spaces using the Weighted Ensemble algorithm. *Journal of Physical Chemistry B*118(13):3532–3542, 2014.
- [18] A. R. Dinner, J. C. Mattingly, J. O. Tempkin, B. Van Koten, and J. Weare. Trajectory stratification of stochastic dynamics. *arXiv preprint arXiv:1610.09426*, 2016.
- [19] R. M. Donovan, A. J. Sedgewick, J. R. Faeder, and D. M. Zuckerman. Efficient stochastic simulation of chemical kinetics networks using a weighted ensemble of trajectories. *The Journal of chemical physics*, 139(11):09B642-1, 2013.
- [20] R. Douc, O. Cappe, E. Moulines. Comparison of Resampling Schemes for Particle Filtering. *Proceedings of the 4th International Symposium on Image and Signal Processing and Analysis*, pp. 64–69, September 2005.
- [21] R. Douc, E. Moulines, and D. Stoffer. *Nonlinear Time Series Theory, Methods, and Applications with R Examples*. CRC press, 2014.



- [22] A. Doucet, N.d. Freitas and N. Gordon. *Sequential Monte Carlo Methods in Practice*. Statistics for Engineering and Information Science, Springer, 2001.
- [23] A. Doucet, N. De Freitas, and N. Gordon. Sequential monte carlo methods in practice. series statistics for engineering and information science, 2001.
- [24] D. R. Glowacki, E. Paci, and D. V. Shalashilin. Boxed molecular dynamics: decorrelation time scales and the kinetic master equation. *Journal of chemical theory and computation*, 7(5):1244–1252, 2011.
- [25] Grimmett, G.R. and Stirzaker, D.R. *Probability and Random Processes (3rd ed.)* Oxford University Press, 2001.
- [26] T. L. Hill. *Free Energy Transduction and Biochemical Cycle Kinetics*. Dover Publications, New York, 1984.
- [27] G. A. Huber and S. Kim. Weighted-ensemble brownian dynamics simulations for protein association reactions. *Biophysical journal*, 70(1):97–110, 1996.
- [28] T. Lelièvre, M. Rousset and G. Stoltz. *Free energy computations: a mathematical perspective*, Imperial College Press, 2010.
- [29] R. Motwani and P. Raghavan. *Randomized Algorithms*, Cambridge University Press, 1995.
- [30] A. Rojnuckarin, S. Kim, and S. Subramaniam. Brownian dynamics simulations of protein folding: access to milliseconds time scale and beyond. *Proceedings of the National Academy of Sciences*, 95(8):4288–4292, 1998.
- [31] A. Rojnuckarin, D. R. Livesay, and S. Subramaniam. Bimolecular reaction simulation using weighted ensemble Brownian dynamics and the University of Houston Brownian dynamics program. *Biophysical journal*, 79(2):686–693, 2000.
- [32] C. Hartmann, R. Banisch, M. Sarich, T. Badowski, and C. Schütte. Characterization of rare events in molecular dynamics. *Entropy*, 16(1): 350–376, 2014.
- [33] E. Suárez, J.L. Adelman, and D.M. Zuckerman. Accurate estimation of protein folding and unfolding times: beyond Markov State Models. *Journal of Chemical Theory and Computation* 12(8): 3473–3481, 2016.
- [34] T. S. van Erp, D. Moroni, and P. G. Bolhuis. A novel path sampling method for the calculation of rate constants. *The Journal of chemical physics*, 118(17):7762–7774, 2003.
- [35] E. Vanden-Eijnden and M. Venturoli. Exact rate calculations by trajectory parallelization and tilting. *The Journal of chemical physics*, 131(4):044120, 2009.
- [36] A. Warmflash, P. Bhimalapuram, and A. R. Dinner. Umbrella sampling for nonequilibrium processes. *The Journal of chemical physics*, 2007.
- [37] R.J. Webber. Unifying Sequential Monte Carlo with Resampling Matrices. *ArXiv preprint arXiv:1903.12583*, 2019.

- [38] R.J. Webber, D.A. Plotkin, M.E. O’Neill, D.S. Abbot, and J. Weare. Practical rare event sampling for extreme mesoscale weather. *ArXiv preprint arXiv:1904.03464*, 2019.
- [39] J. Wouters and F. Bouchet. Rare event computation in deterministic chaotic systems using genealogical particle analysis. *Journal of Physics A: Mathematical and Theoretical*, 49(37):374002, 2016.
- [40] B. W. Zhang, D. Jasnow, and D. M. Zuckerman. Efficient and verified simulation of a path ensemble for conformational change in a united-residue model of calmodulin. *Proceedings of the National academy of Sciences*, 104(46):18043–18048, 2007.
- [41] B. W. Zhang, D. Jasnow, and D. M. Zuckerman. The “weighted ensemble” path sampling method is statistically exact for a broad class of stochastic processes and binning procedures. *The Journal of chemical physics*, 132(5):054107, 2010.
- [42] M. C. Zwier, J. L. Adelman, J. W. Kaus, A. J. Pratt, K. F. Wong, N. B. Rego, E. Suárez, S. Lettieri, D. W. Wang, M. Grabe, et al. Westpa: An interoperable, highly scalable software package for weighted ensemble simulation and analysis. *Journal of chemical theory and computation*, 11(2):800–809, 2015.
- [43] M.C. Zwier and L.T. Chong. Reaching biological timescales with all-atom molecular dynamics simulations. *Current Opinion in Pharmacology* 10(6):745–52, 2010.