

Smart Building Energy Management using Nonlinear Economic Model Predictive Control

Mohammad Ostadijafari and Anamika Dubey
School of Electrical Engineering and Computer Science
Washington State University
Pullman, WA

Yang Liu, Jie Shi, and Nanpeng Yu
Department of Electrical and Computer Engineering
University of California
Riverside, CA

Abstract—Owing to the call for energy efficiency, the need to optimize the energy consumption of commercial buildings—responsible for over 40% of US energy consumption—has recently gained significant attention. Moreover, the ability to participate in the retail electricity markets through proactive demand-side participation has recently led to development of economic model predictive control (EMPC) for building’s Heating, Ventilation, and Air Conditioning (HVAC) system. The objective of this paper is to develop a price-sensitive operational model for building’s HVAC systems while considering inflexible loads and other distributed energy resources (DERs) such as photovoltaic (PV) generation and battery storage for the buildings. A Nonlinear Economic Model Predictive Controller (NL-EMPC) is presented to minimize the net cost of energy usage by building’s HVAC system while satisfying the comfort-level of building’s occupants. The efficiency of the proposed NL-EMPC controller is evaluated using several simulation case studies.

Index Terms—Nonlinear economic model predictive control, Building thermal model, HVAC, Demand response, battery, PV.

I. INTRODUCTION

The Heating, Ventilation, and Air Conditioning (HVAC) system is responsible for a significant proportion of the building total energy consumption. Recently, as a result of wholesale electricity market restructuring and development of retail electricity markets, researchers have explored the potential of commercial buildings in proactive demand-side participation. For example, in [1], authors proposed an MPC-based optimization approach to generate proactive demand-bid curves for the buildings to optimally schedule their energy consumption in response to the variable electricity prices. The optimization of the building energy consumption while satisfying the occupants’ comfort requirements requires an accurate model for thermal building loads and advance control methods for the HVAC system. In literature, model predictive control (MPC) for both tracking a desired set-point and for economic optimization (using economic model predictive control/EMPC) has been employed to solve this problem [2].

MPC is a model-based controller that requires the dynamical model of the system to obtain optimal control inputs. The required model of the system must be sufficiently accurate to acquire a valid prediction of system states in a computationally tractable manner [3]. Building thermal model dynamics and consequently HVAC system model is nonlinear [1], [4]. For example, in [4], authors used EnergyPlus, a popular building

energy simulation software [5], to simulate thermal and energy behavior of a multi-zone commercial building. However, owing to the high-levels of model complexity, they use a autoregressive model to approximate the dynamics with a linear dynamical model to develop an EMPC controller for reducing electricity usage cost for building’s HVAC system. In [6]–[8], Jacobian linearization approach is used to eliminate the system nonlinearity. The resulting linear model is used to design a traditional MPC for temperature set-point tracking. In [9], authors use feedback linearization approach to linearize the simplified nonlinear system model and develop MPC technique to track set-point temperature using water-to-air heat exchange in HVAC systems. By proposing a nonlinear model for the overall cooling system, [10] presents a MPC scheme for minimizing energy consumption. Assuming the temperature can vary in a short range, [11] propose a MPC-based control algorithm based on Jacobian linearized model to co-schedule the HVAC system control and the battery storage usage for reducing energy cost while meeting HVAC system requirements related to room temperature set-point and airflow.

Unfortunately, the Jacobian linearization approach is not valid when the desired room temperature obtained from the optimization problem vary significantly at different time-steps. This is usually the case when the building is not occupied for certain time of the day and can be overheated or overcooled to achieve the desired economic objective. This case is of significant interest when optimizing the transacted cost of energy by leveraging the occupancy information of the building. Since, the primary energy consumption for a building is due to its HVAC system, significant energy savings can be achieved using a price-sensitive HVAC model that optimally schedules heating/cooling while taking the building’s occupancy information into account, as demonstrated using a nonlinear MPC-based optimization problem in [1]. However, they do not consider the co-scheduling of other energy resources using a price-sensitive model.

The objective of this paper is to develop a price-sensitive operational model for buildings HVAC systems while considering inflexible loads and other distributed energy resources (DERs) such as photovoltaic (PV) generation and battery storage. Note that in the proactive setting, an efficient HVAC controller should track an optimal temperature trajectory based on HVAC dynamical model, comfort ranges based on occupancy infor-

mation, and weather forecasts while taking time-dependent cost of energy into account [12]. Inspired by [1] and [11], in this work, we present a Nonlinear Economic Model Predictive Controller (NL-EMPC) that minimizes the net cost of energy usage by the HVAC system with an *imperfect prediction of the future disturbance vectors*. In addition, we address the problem of *co-scheduling HVAC with other DERs and inflexible loads of the building* using the proposed NL-EMPC and demonstrate the added cost savings.

II. OVERVIEW OF THE PROPOSED FRAMEWORK

This section details building thermal load, battery energy storage, and PV panel.

A. Building Thermal Model

Thermal model of a building is usually obtained by modeling the building as a first-order RC network [6], [7]. In the resulting RC network, a node indicates a wall or a room. In general, if there are in total n nodes, m of which denote rooms, then, $n - m$ remaining nodes denote walls. Using the same equations as detailed in [6], [7] to describe rooms and walls temperatures, and after zero-hold discretization [1], we obtain the following state-space equations representing the building thermal model:

$$\mathbf{x}^{k+1} = \mathbf{A}\mathbf{x}^k + \mathbf{B}\mathbf{u}^k \circ (\mathbf{T}_s - \mathbf{y}^k) + \mathbf{E}\mathbf{d}^k \quad (1)$$

$$\mathbf{y}^k = \mathbf{C}\mathbf{x}^k \quad (2)$$

where superscript k shows the sampling time and \circ is the element-wise product operator for two vectors; $\mathbf{d}^k \in \mathbb{R}^l$ is the vector of disturbance (with l number of the disturbance elements such as external temperature, solar radiation and internal gains, etc.) at sampling time k ; $\mathbf{A} \in \mathbb{R}^{n \times n}$, $\mathbf{B} \in \mathbb{R}^{n \times m}$, $\mathbf{C} \in \mathbb{R}^{m \times n}$ and $\mathbf{E} \in \mathbb{R}^{n \times l}$ are matrices obtained from building thermal model representing time-invariant building parameters (see [6], [7] for more details); $\mathbf{x}^k \in \mathbb{R}^n$ is the state vector representing the temperature of the network nodes; $\mathbf{u}^k \in \mathbb{R}^m$ is the vector of input variables whose elements (u_i^k) are mass flow into each thermal zone; $\mathbf{y}^k \in \mathbb{R}^m$ is the output vector of the system; and $\mathbf{T}_s \in \mathbb{R}^m$ with entries of T_{s_i} representing the temperature of supply air to the room i .

In [1], it is assumed that the perfect prediction of disturbance input over the prediction window is available at each sampling time. A perfect prediction of the future disturbance is not possible in practice due to the uncertainty in forecasting ambient temperature, solar radiation and other weather-related effects [8]. The dynamics of the system after considering prediction error and the new state-space representation for the thermal building model is detailed in (3) and (4).

$$\mathbf{D}^k = \mathbf{d}^k + \boldsymbol{\epsilon}^k \quad (3)$$

$$\mathbf{x}^{k+1} = \mathbf{A}\mathbf{x}^k + \mathbf{B}\mathbf{u}^k \circ (\mathbf{T}_s - \mathbf{y}^k) + \mathbf{E}\mathbf{D}^k \quad (4)$$

where $\boldsymbol{\epsilon}^k$ is error due to uncertainty in predicting \mathbf{d}^k .

Next, we detail the equations for power consumption of HVAC system as a function of mass flow rate (u_i^k). A typical

HVAC system consumes most of its power through heater, chiller, and fan. Without loss of generality, in this paper we only consider a cooling system. The fan power consumption, $P_{f_i}^k$, is modeled as a cubic function of air mass flow rate [1]:

$$P_{f_i}^k = P_{rated_i} (u_i^k / u_{rated_i})^3 \quad (5)$$

where P_{rated_i} and u_{rated_i} are the rated power and rated outlet mass flow rate of the air handling unit of HVAC system in thermal zone i , respectively; and $P_{f_i}^k$, u_i^k are power consumption and the air mass flow rate (control variable) of fans in thermal zone i at sampling time k , respectively.

The cooling load is a function of the air mass flow rate, ambient temperature, and temperature of the thermal zone i as defined in [1]:

$$P_c^k = \frac{c_a}{COP} \sum_{i=1}^m u_i^k [d_p y_i^k + (1 - d_p) T_{out}^k - T_{s_i}] \quad (6)$$

where T_{out}^k is the ambient temperature at sampling time k ; COP is performance coefficient of the chiller; c_a is the specific heat capacity of the air; and d_p is the instantaneous return-to-total ratio of the chiller that varies between 0 and 1.

Therefore, the total power consumption of the entire building by its HVAC system at sampling time k is given by (7).

$$P_H^k = P_c^k + \sum_{i=1}^m P_{f_i}^k \quad (7)$$

B. Battery Energy Storage Model

The dynamics for battery energy storage can be formulated using the state-space equations for the state-of-charge (SOC) and the limits on battery's charging and discharging power and energy as follows:

$$SOC^{k+1} = (1 - \nu)SOC^k + \rho \frac{P_{c,d}^k}{Q_{bat}} \tau \quad (8)$$

$$E^- \leq SOC^{k+1} \leq E^+ \quad (9)$$

$$-d_r \leq P_{c,d}^k \leq c_r \quad (10)$$

Specifically, the battery SOC updates based on (8) where SOC^k and $P_{c,d}^k$ are the SOC and charging/discharging power of battery at sampling time k , respectively; ν , ρ , Q_{bat} and τ are energy decay rate, round-trip efficiency, capacity of the battery and length of time step respectively. Constraint (9) guarantees the battery SOC remains in safety boundary where, E^+ and E^- specifies bounds on battery charging/discharging limits. Finally, constraint (10) bounds batteries maximum charging/discharging rates where d_r is the maximum discharge rate while c_r is the maximum charge rate. It should be noted that in the above formulation when $P_{c,d}^k > 0$, the battery is charging and when $P_{c,d}^k < 0$, the battery is discharging.

C. Photovoltaic (PV) Generator Model

The PV panel is modeled as a negative load with rated active power of P_{PV}^{rated} and an associated multiplier α^k indicating the effect of variation in solar irradiance at the sampling time k . The PV generation at sampling time k , P_{PV}^k , is given by (11).

$$P_{PV}^k = \alpha^k \cdot P_{PV}^{rated} \quad (11)$$

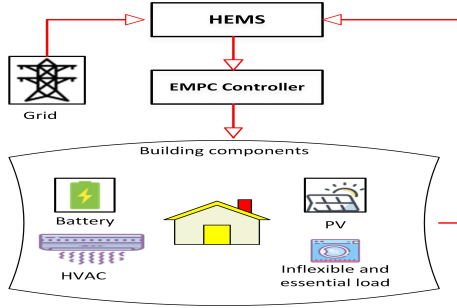


Fig. 1. System layout

III. OPTIMAL SCHEDULING OF POWER CONSUMPTION

Fig. 1 shows the component layout used in this paper. It is assumed that the building is equipped with the home energy management system (HEMS) [13]. In order to satisfy the building's energy demand, HEMS can provide electricity from any combination of PV generation, battery storage, and electricity purchased from the retail electricity provider [14].

The objective in this section is to optimally co-schedule the HVAC system with inflexible loads and available energy resources of the building such that it can optimize the net cost of transacted energy for the specified prediction window while ensuring that the desired level of comfort is met for its occupants. The problem is formulated as an economic model predictive control (EMPC) problem with the objective of minimizing the building's total electricity usage for a given price vector, whose entries indicate time-of-use (TOU) electricity tariffs for each hour of the day subject to the thermal building model detailed in (1)-(2) and (5)-(17).

$$\text{Min}_{\mathbf{u}^k} \sum_{k=t}^{t+W-1} \text{Price}^k \cdot P_T^k \quad (12)$$

Subject to:

$$T_{Min}^k \leq T_r \leq T_{Max}^k \quad (13)$$

$$0 \leq P_H^k \leq P_{HMax}^k \quad (14)$$

$$u_{Min}^k \leq u^k \leq u_{Max}^k \quad (15)$$

$$P_T^k = P_H^k + P_l^k + P_{c,d}^k - P_{pv}^k \quad (16)$$

$$P_T^k \geq 0 \quad (17)$$

and constraints (1)-(2) and (5)-(11)

The minimization of the electricity usage cost is given by (12), where P_T^k is the electric power purchased from the retail electricity provider; W is the prediction window, and Price^k is the electricity tariff at the sampling time k . The desired temperature range, HVAC power consumption limits, air mass flow limits, the thermal building model, and the total consumed power by HVAC are presented in (13), (14), (15), (1)-(2), and (5)-(7), respectively; where, at sampling time k , variables T_{Min}^k , T_{Max}^k , P_{HMax}^k , u_{Min}^k and u_{Max}^k are minimum and maximum range of the temperature ($^{\circ}C$), maximum HVAC power consumption limits, minimum and maximum limits for HVAC mass flow rate, respectively. Constraint (16) determines the total power consumption where P_l^k is the consumed power by inflexible loads of the building at sampling time k .

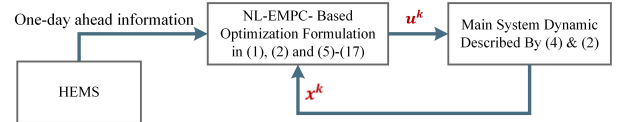


Fig. 2. Diagram of the NL-EMPC controller

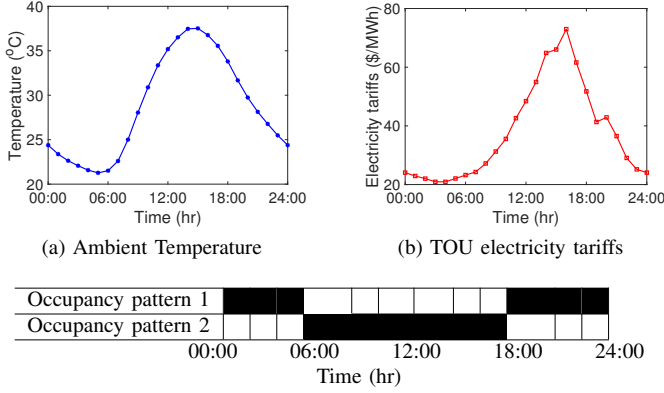
Constraint (17) states that the total power consumption cannot be negative, in other words, the surplus of energy cannot be sold back to the power grid.

It should be noted that (1) is bilinear in system input and states which results in a nonlinear economic model-predictive control (NL-EMPC) problem. Note that Jacobian-linearization methods, extensively used in related literature for temperature set-point tracking, is not a valid approach to solve the aforementioned problem. That is, Jacobian-linearization is not valid when a wide-range of temperature variations in buildings are expected due to varying occupancy patterns when attempting to optimize electricity usage given time-varying cost of electricity. Therefore, a fully nonlinear model needs to be solved for the case under consideration.

A schematic view of the proposed NL-EMPC is detailed in Fig. 2. At the beginning of each day, HEMS provides NL-EMPC controller, one-day ahead prediction information including the occupancy pattern, PV generation, power consumption by inflexible loads, and TOU prices for the next 24 hours of the day. This information determines T_{Min}^k and T_{Max}^k in (13), P_{pv}^k and $P_{c,d}^k$ in (16), and Price^k in objective function (12). NL-EMPC algorithm solves minimization problem (12), with constraints (1), (2) and (5)-(17) at each sampling time k . This results in optimal mass air flow rate trajectory $[\mathbf{u}^t, \mathbf{u}^{t+1}, \dots, \mathbf{u}^{t+W-1}]$ for a prediction window from time t to time $t + W - 1$. After obtaining the optimal mass air flow rate trajectory, only the first control input (\mathbf{u}^t) is applied to the main system plant which is governed by (4) and (2). After observing the new values of the system states (\mathbf{x}^{t+1}), the NL-EMPC algorithm moves one step forward. Using the observed system states as the new initial condition, the minimization problem is solved again from time intervals $t + 1$ to $t + W$. The same process continues for the next time steps, and repeatedly a constrained optimization problem over a moving time horizon is solved to choose the control actions using predictions of future costs, disturbances, and constraints. This control method is also known as *receding horizon control approach*. Note that although in this work, it is assumed that NL-EMPC has the knowledge of the exact value of PV generation and power consumption of inflexible loads during the day, the uncertainty in these variables can be treated same as uncertainty in d^k as illustrated in (3) and (4). Also, it should be noted that for the case that some or all the states cannot be measured, an observer should be designed to predict the state variables [15]. The design of the observer is, however, outside of the scope of this paper.

IV. SIMULATION RESULTS

In this section, we conduct a set of experiments to validate the efficiency of the proposed NL-EMPC controller. For thermal building model, we consider a thermal zone with 7 states (four states for temperature of walls, two states for temperature



(c) Received occupancy patterns at the beginning of the day

Fig. 3. Model Parameters of NL-EMPC for HVAC system

of floor and ceiling, and one state for indoor thermal zone temperature) with the parameters as same as [1], [7]. Other building parameters are: $d_p = 0$, P_{rated} and u_{rated} are $600W$ and $1kg/s$, respectively. And battery capacity $Q_{bat} = 6kWh$.

The predicted ambient temperature received at the beginning of the day is shown in Fig.3a. The 24-hour TOU electricity tariffs are shown in Fig. 3b. Two occupancy patterns are considered for the building in simulations (see Fig. 3c). To maintain the desired comfort level of building occupants, it is assumed that during occupancy, the indoor temperature in thermal zone should lie between 21- 25 ($^{\circ}C$), otherwise, there is no limit for the thermal zone temperatures. There is no temperature limits for other 6 states of the thermal zones for all the times. The simulations are carried out using Ipopt solver integrated with MATLAB using Opti toolbox. Ipopt is a software package suitable for solving large-scale nonlinear optimization problems. The initial conditions for solving the nonlinear optimization problem are randomly generated to satisfy the prespecified upper and lower bounds for the variables.

A. Effectiveness of NL-EMPC for HVAC Control

This section validates the proposed NL-EMPC controller for its effectiveness in minimizing the transacted energy cost while accounting for the error in disturbance vector prediction. Starting at the beginning of a day (00:00) and after receiving one-day ahead information, the controller solves the NL-EMPC optimization problem for the next 24 hours at sampling rate of 15 minutes. We model the error in disturbance vector, ϵ^k , as zero mean Gaussian noise with variance of 2. For both occupancy patterns, Fig. 4 shows the evolution of indoor thermal zone temperature obtained using receding horizon approach (reference trajectory) and using optimal controls obtained by solving NL-EMPC at sampling time $k = 1$ (predicted trajectory). Note that the receding horizon control approach generates reference trajectory by repeatedly solving NL-EMPC problem at each sampling time and applying the optimal air mass flow control input to HVAC system. On the other hand, the predicted trajectory is obtained using the optimal air mass flow calculated at the first sampling time for all 24 hours. As expected, there are deviations between the predicted and receding horizon trajectories. Notice that

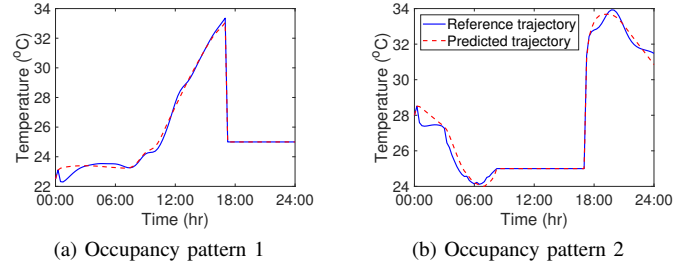


Fig. 4. Indoor thermal zone temperature: reference trajectory obtained from receding horizon approach vs. predicted trajectory at first sampling time.

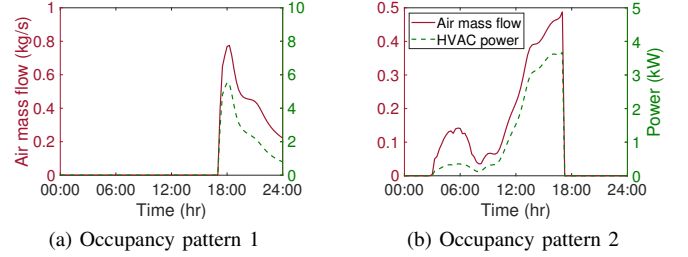
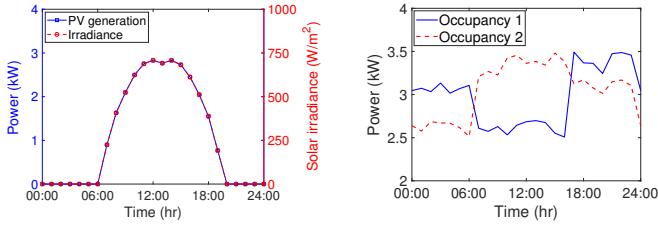


Fig. 5. Total HVAC power consumption and Air mass flow rate calculated by proposed controller based on occupancy patterns.

the predicted trajectory is obtained with the assumption of having perfect knowledge of the future input disturbances. Thus, the uncertainty in prediction of (ϵ^k), is ignored when solving for predicted trajectory. However, the receding horizon approach is able to take this uncertainty into account when re-optimizing the problem at each time step. This case study highlights the role of MPC on managing uncertainties in the dynamical model of HVAC system.

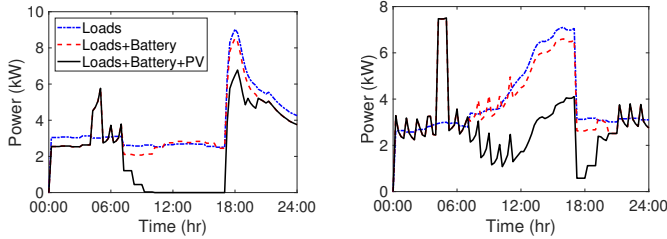
Next, Fig. 5 shows the optimal value of the control input u (air mass flow rate) and HVAC power consumption for the both occupancy patterns. As it can be seen in Fig. 4 and Fig. 5, when the thermal zone (building) is occupied, the controller adjusts the control variable, u , of HVAC cooling system such that the temperature of the thermal zone lie within the prespecified comfort range while simultaneously minimizing the cost of transacted energy. On the contrary, when, there is no occupancy in the thermal zone, controllers minimize the total cost of using energy by turning the HVAC cooling system off. Note that there are times during the day (e.g. 00:00-06:00 for occupancy pattern 1) that although the thermal zone is occupied, there is no need to turn HVAC on ($u = P_H = 0$). That is, the ambient temperature at these times are low and sufficient to maintain the thermal-zone temperature within the occupants' comfort level without requiring HVAC cooling system.

The price-sensitivity of the model is emphasized for the optimal controls obtained for occupancy pattern 2. Notice that although the building is unoccupied till 6:00, the HVAC control is ON from 4:00-6:00. Due to low TOU electricity tariffs, the optimal solution is to precool the building from 4:00-6:00 by turning ON HVAC, so as to consume a smaller amount of expensive electricity after 6:00. The NL-EMPC controller thus leverages the thermal building dynamics to minimize the overall cost of transacted energy.



(a) PV generation vs irradiation (b) Power demand of inflexible load

Fig. 6. Model Parameter for Co-Scheduling Energy



(a) Occupancy pattern 1 (b) Occupancy pattern 2

Fig. 7. Amount of purchased power during a day under different system configurations for defined occupancy patterns

B. Co-schedule HVAC with PV and Battery Storage

This section demonstrates the effectiveness of NL-EMPC controller in meeting economic objective of minimizing transacted energy cost by coordinating HVAC control with battery energy storage, PV system, and other inflexible loads of the building. The model simultaneously utilizes the occupancy information and TOU prices to optimally schedule all resources. The PV panel is rated at 4 kW. The actual PV generation follows sun's irradiation during the day and is depicted in Fig. 6a. It is assumed that the battery is in the minimum state of charge ($SOC = 0.25$) at the beginning of one-day simulation (00:00). Fig.6b shows the demand profile for other essential and inflexible loads in the building for a day; the demand varies based on the building occupancy patterns.

Fig. 7, shows the amount of purchased power during each hour of the day to satisfy the power requirement of building's HVAC system and inflexible loads for both occupancy patterns: occupancy pattern 1 (Fig. 7a) and occupancy pattern 2 (Fig. 7b). Three cases are demonstrated: (1) without battery storage and PV, (2) with battery storage but without PV, and (3) with both battery storage and PV. As it can be observed in both sub-figures, with the help of PV, a reduction in total amount of purchased power from the grid is observed. This reduction reaches to its maximum at around 12:00 noon when there is maximum solar radiation. Similarly, the positive effect of battery can be observed; HEMS decides to purchase the energy at times that TOU electricity tariffs are low (00:00-07:00) to charge the battery and uses it at the time that TOU electricity tariffs are high (17:00-21:00).

Table I shows the cost of electricity for each combination of resources to be co-scheduled. As it can be observed, NL-EMPC can effectively co-schedule all resources and results in significant reducing in the net cost electricity usage. Notice that on co-scheduling HVAC with battery, the cost of electricity usage is decreased for the day. As expected, co-scheduling HVAC with both PV and battery storage leads to the most

TABLE I
TOTAL COST OF ELECTRICITY USAGE DURING A DAY (24-HOURS)

	System Configurations		
	Loads	Loads+Battery	Loads+Battery+PV
Occupancy 1	\$3.54	\$3.38	\$1.97
Occupancy 2	\$3.98	\$3.82	\$2.41

savings in electricity usage cost.

V. CONCLUSION

In this paper, we present a NL-EMPC to co-schedule building's HVAC system with its inflexible loads, PV system and battery storage. The proposed NL-EMPC controller is able to optimize the building's electricity usage cost by leveraging the known building's occupancy information while considering an imperfect prediction of the disturbance for HVAC system. The simulation results demonstrate that the proposed controller leads to a reduction in the net-cost of electricity usage while satisfying building occupants' comfort-level.

REFERENCES

- [1] Y. Liu, N. Yu, W. Wang, X. Guan, Z. Xu, B. Dong, and T. Liu, "Coordinating the operations of smart buildings in smart grids," *Applied Energy*, vol. 228, pp. 2510–2525, 2018.
- [2] Y. Long, S. Liu, L. Xie, and K. H. Johansson, "A hierarchical distributed mpc for HVAC systems," in *American Control Conference (ACC), 2016*, pp. 2385–2390, IEEE, 2016.
- [3] J. Cigler, "Model predictive control for buildings," 2013.
- [4] J. Ma, J. Qin, T. Salsbury, and P. Xu, "Demand reduction in building energy systems based on economic model predictive control," *Chemical Engineering Science*, vol. 67, no. 1, pp. 92–100, 2012.
- [5] D. B. Crawley *et al.*, "Energyplus: creating a new-generation building energy simulation program," *Energy and buildings*, vol. 33, no. 4, pp. 319–331, 2001.
- [6] M. Maasoumy and A. Sangiovanni-Vincentelli, "Total and peak energy consumption minimization of building HVAC systems using model predictive control," *IEEE Design & Test of Computers*, vol. 29, no. 4, pp. 26–35, 2012.
- [7] M. M. Haghghi and A. L. Sangiovanni-Vincentelli, "Modeling and optimal control algorithm design for HVAC systems in energy efficient buildings," *Masters report*, 2011.
- [8] G. Mantovani and L. Ferrarini, "Temperature control of a commercial building with model predictive control techniques," *IEEE Transactions on Industrial Electronics*, vol. 62, no. 4, pp. 2651–2660, 2015.
- [9] J. Rehr and M. Horn, "Temperature control for HVAC systems based on exact linearization and model predictive control," in *IEEE International Conference on Control Applications*, pp. 1119–1124, IEEE, 2011.
- [10] Y. Ma, F. Borrelli, B. Hency, B. Coffey, S. Benga, and P. Haves, "Model predictive control for the operation of building cooling systems," *IEEE Transactions on control systems technology*, vol. 20, no. 3, pp. 796–803, 2012.
- [11] T. Wei, Q. Zhu, and N. Yu, "Proactive demand participation of smart buildings in smart grid," *IEEE Transactions on Computers*, vol. 65, no. 5, pp. 1392–1406, 2016.
- [12] A. Parisio, M. Molinari, D. Varagnolo, and K. H. Johansson, "A scenario-based predictive control approach to building HVAC management systems," in *Automation Science and Engineering (CASE), 2013 IEEE International Conference on*, pp. 428–435, IEEE, 2013.
- [13] H. Shareef, M. S. Ahmed, A. Mohamed, and E. Al Hassan, "Review on home energy management system considering demand responses, smart technologies, and intelligent controllers," *IEEE Access*, vol. 6, pp. 24498–24509, 2018.
- [14] J. Cai, X. Jin, and H. Zhang, "Economic model-based control of sustainable buildings with photovoltaic (PV) and battery systems considering battery degradation costs," in *2018 Annual American Control Conference (ACC)*, pp. 5406–5411, IEEE, 2018.
- [15] P. Zhou, W. Dai, and T.-Y. Chai, "Multivariable disturbance observer based advanced feedback control design and its application to a grinding circuit," *IEEE Transactions on Control Systems Technology*, vol. 22, no. 4, pp. 1474–1485, 2014.