

$\beta$ -PACKING SETS IN GRAPHS

BENJAMIN M. CASE, EVAN M. HAITHCOCK, AND RENU C. LASKAR

ABSTRACT. A set  $S \subseteq V$  is  $\alpha$ -dominating if for all  $v \in V - S$ ,  $|N(v) \cap S| \geq \alpha|N(v)|$ . The  $\alpha$ -domination number of  $G$  equals the minimum cardinality of an  $\alpha$ -dominating set  $S$  in  $G$ . Since being introduced by Dunbar, et al. in 2000,  $\alpha$ -domination has been studied for various graphs and a variety of bounds have been developed. In this paper, we propose a new parameter derived by flipping the inequality in the definition of  $\alpha$ -domination. We say a set  $S \subseteq V$  is a  $\beta$ -packing set of a graph  $G$  if  $S$  is a proper, maximal set having the property that for all vertices  $v \in V - S$ ,  $|N(v) \cap S| \leq \beta|N(v)|$  for some  $0 < \beta \leq 1$ . The  $\beta$ -packing number of  $G$  ( $\beta$ -pack( $G$ )) equals the maximum cardinality of a  $\beta$ -packing set in  $G$ . In this research, we determine  $\beta$ -pack( $G$ ) for several classes of graphs, and we explore some properties of  $\beta$ -packing sets.

Keywords:  $\beta$ -packing,  $\alpha$ -domination, graph theory, graph parameters

## 1. INTRODUCTION

Let  $G = (V, E)$  be a graph with vertex set  $V = \{v_1, v_2, \dots, v_n\}$  and order  $n = |V|$ . The *open neighborhood* of a vertex  $v$  is the set  $N(v) := \{u \mid uv \in E\}$  of vertices  $u$  that are adjacent to  $v$ ; the *closed neighborhood* of  $v$ ,  $N[v] := N(v) \cup \{v\}$ .

A set  $S \subseteq V$  is  $\alpha$ -dominating if for all  $v \in V - S$ ,  $|N(v) \cap S| \geq \alpha|N(v)|$ . The  $\alpha$ -domination number of  $G$  equals the minimum cardinality of an  $\alpha$ -dominating set  $S$  in  $G$ . Since being introduced by Dunbar, Hoffman, Laskar, and Markus [4] in 2000,  $\alpha$ -domination has been studied for various graphs and a variety of bounds have been developed, see [1, 8, 5, 7, 2]. In this paper, we present a new parameter that is motivated by flipping the inequality in  $\alpha$ -domination, known as the  $\beta$ -packing set.

---

*Date:* May 31, 2019.

Benjamin M. Case was partially supported by the National Science Foundation under grants DMS-1403062 and DMS-1547399.

**Definition 1.1.** For a graph  $G = (V, E)$ , a set  $S \subset V$  is a  $\beta$ -packing set of a graph  $G$  if  $S$  is a proper, maximal set having the property (which we call the  $\beta$ -packing property) that for all vertices  $v \in V - S$ ,

$$|N(v) \cap S| \leq \beta |N(v)|$$

for some  $0 < \beta \leq 1$ . The  $\beta$ -packing number of  $G$ ,  $\beta\text{-pack}(G)$ , equals the maximum cardinality of a  $\beta$ -packing set in  $G$ .

For example, we say that a set  $S \subset V$  is a  $1/2$ -beta packing set if  $v \in V - S$ ,  $\frac{|N(v) \cap S|}{|N(v)|} \leq 1/2$  and is maximal. The  $1/2$ -beta packing number equals the maximum cardinality of a  $1/2$ -beta packing set in  $G$ .

**Example 1.2.** In Figure 1 we show all of the  $1/2$ -beta packing sets of the shown graph (up to symmetry). The  $\beta$ -packings sets are shown as the black filled vertices. Note that in each graph, no subset of  $V - S$  can be added to  $S$  while preserving both the  $\beta$ -packing property and keeping the  $\beta$ -packing set a proper subset. The largest cardinality of these sets is 2, so  $\frac{1}{2}\beta\text{-pack}(G) = 2$ .

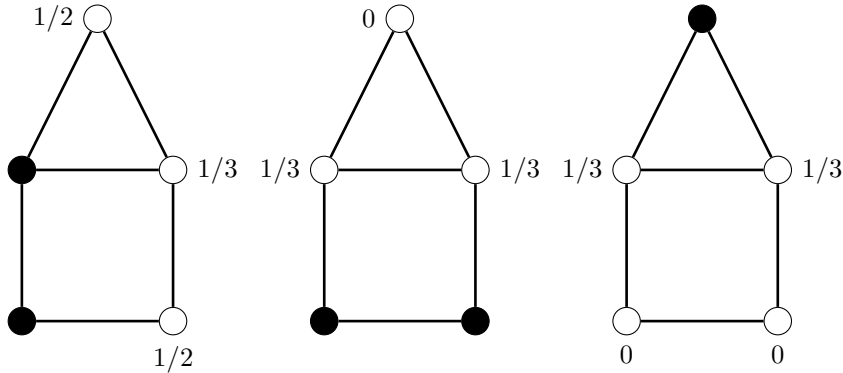


FIGURE 1. The  $1/2$ -beta packing sets (up to symmetry), shown in black.  $\frac{1}{2}\beta\text{-pack}(G) = 2$ .

## 2. EXAMPLES AND $\beta$ -PACKING SETS FOR CLASSES OF GRAPHS

To begin we will consider some examples of different classes of graphs and try to determine some patterns about the  $\beta$ -packing number. We start by looking at the  $1/2$ -beta packing sets for paths and

then generalize these results to all paths and cycles. A  $\frac{1}{2}\beta$ -packing for  $P_6$  is shown in Figure 2.

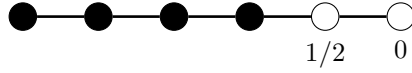


FIGURE 2. The  $\frac{1}{2}\beta$ -packing set of a path,  $P_6$ .

**Proposition 2.1.** *Given a path  $P_n$  of length  $n \geq 2$ ,  $\frac{1}{2}\beta$ -pack( $P_n$ ) =  $n - 2$  and  $V - S$  is connected.*

*Proof.* Consider a path of length  $n$ ,  $P_n = (V, E)$ . If  $V - S$  is not connected,  $S$  is not maximal, see Proposition 3.2 where we show this in general. Suppose  $S \subset V$  and  $\{v_i, v_{i+1}\} = V - S$  for some  $i \in [1, n - 1]$ . As  $S$  is proper, it suffices to show that the  $\beta$ -packing property is fulfilled and that  $S$  is maximal. To show the former, consider the following cases:

- If  $\deg(v_i) = 1$ , then  $N(v_i) \cap S = \emptyset$  and

$$\frac{|N(v_i) \cap S|}{\deg(v_i)} = 0 \leq \frac{1}{2}.$$

- If  $\deg(v_i) = 2$ , then  $N(v_i) \cap S = \{v_{i-1}\}$  and

$$\frac{|N(v_i) \cap S|}{\deg(v_i)} = \frac{1}{2} \leq \frac{1}{2}.$$

- If  $\deg(v_{i+1}) = 1$  then  $N(v_{i+1}) \cap S = \emptyset$  and

$$\frac{|N(v_i) \cap S|}{\deg(v_i)} = 0 \leq \frac{1}{2}.$$

- If  $\deg(v_{i+1}) = 2$  then  $N(v_{i+1}) \cap S = \{v_{i+2}\}$  and

$$\frac{|N(v_i) \cap S|}{\deg(v_i)} = \frac{1}{2} \leq \frac{1}{2}.$$

Thus the  $\beta$ -packing property holds in all cases. Now, we need to show that  $S$  is maximal. WLOG, suppose  $V - S = \{v_i\}$ . We will again consider cases:

- If  $\deg(v_i) = 1$  then  $N(v_i) \cap S = \{v_{i+1}\}$  and

$$\frac{|N(v_i) \cap S|}{\deg(v_i)} = 1 > \frac{1}{2}.$$

- If  $\deg(v_i) = 2$  then  $N(v_i) \cap S = \{v_{i-1}, v_{i+1}\}$

$$\frac{|N(v_i) \cap S|}{\deg(v_i)} = 1 > \frac{1}{2}.$$

□

The following three results cover all the possible values of  $\beta$  and show what the corresponding value of  $\beta$ -pack( $P_n$ ) is.

**Proposition 2.2.** For  $\frac{1}{2} \leq \beta < 1$  and  $n \geq 2$ ,  $\beta$ -pack( $P_n$ ) =  $n - 2$  and  $V - S$  is connected.

*Proof.* This follows the same proof as the  $\frac{1}{2}$ - $\beta$ -packing set. □

**Proposition 2.3.** For  $0 < \beta < \frac{1}{2}$ ,  $\beta$ -pack( $P_n$ ) = 0.

*Proof.* For any  $v_i \in V$ ,  $\deg(v_i) = 1$  or 2. This implies  $\frac{|N(v_i) \cap S|}{\deg(v_i)}$  is either 0,  $\frac{1}{2}$  or 1. But  $\frac{|N(v_i) \cap S|}{\deg(v_i)} \leq \beta < \frac{1}{2}$ , which implies  $S = \emptyset$ . So,  $\beta$ -pack( $P_n$ ) = 0. □

**Proposition 2.4.** For  $\beta = 1$ ,  $\beta$ -pack( $P_n$ ) =  $n - 1$ .

*Proof.* Letting  $\beta = 1$  means that for any  $v_i$ ,  $\frac{|N(v_i) \cap S|}{\deg(v_i)} \leq \beta$ . As  $S$  must be a proper subset, we have to leave one node out of  $S$ . Thus,  $\beta$ -pack( $P_n$ ) =  $n - 1$ . □

**Corollary 2.5.** Given a cycle  $C_n$  of size  $n \geq 3$ ,

$$\beta\text{-pack}(P_n) = \begin{cases} 0 & 0 < \beta < \frac{1}{2} \\ n - 2 & \frac{1}{2} \leq \beta < 1 \\ n - 1 & \beta = 1 \end{cases}$$

and  $V - S$  is connected.

*Proof.* Note that any path can be made into a cycle by adding an edge. Thus, the proof for a cycle is identical to that of a path except that we need only to consider the cases of degree 2. □

Next we will consider complete bipartite graphs and determine their  $\beta$ -packing numbers. An example of a  $\beta$ -packing set is shown in Figure 3 for  $K_{4,5}$ .

**Proposition 2.6.** Let  $K_{m,n} = (V_m, V_n, E)$  be a complete bipartite graph. Then for  $\beta < 1$ , all  $\beta$ -packing sets  $S \cup S'$  have the same size, where  $S \subset V_m \subset V$ ,  $S' \subset V_n \subset V$ , with  $|S| = \lfloor \beta \cdot m \rfloor$  and  $|S'| = \lfloor \beta \cdot n \rfloor$ . Thus,  $\beta$ -pack( $K_{m,n}$ ) =  $\lfloor \beta \cdot m \rfloor + \lfloor \beta \cdot n \rfloor$ .

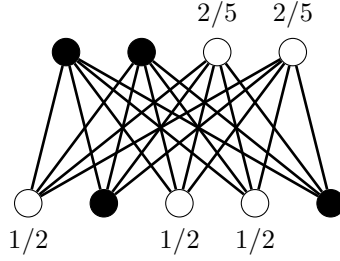


FIGURE 3. A possible  $\frac{1}{2}\beta$ -packing set of the complete bipartite graph,  $K_{4,5}$ .

*Proof.* Let  $S \subset V_m$  be any subset of size  $\lfloor \beta \cdot m \rfloor$  and  $S' \subset V_n$  be any subset of size  $\lfloor \beta \cdot n \rfloor$ . Since  $\beta < 1$ ,  $\lfloor \beta \cdot m \rfloor < m$  and  $\lfloor \beta \cdot n \rfloor < n$ . Thus,  $S \cup S'$  is proper. It suffices to show that the  $\beta$ -packing property is fulfilled and that  $S \cup S'$  is maximal. Let  $v \in V_m - S$ . Then,  $\deg(v) = n$  implies

$$|N(v) \cap S'| = |S'| = \lfloor \beta \cdot n \rfloor.$$

Thus,

$$\frac{|N(v) \cap (S \cup S')|}{|N(v)|} = \frac{|N(v) \cap (S')|}{|N(v)|} = \frac{\lfloor \beta \cdot n \rfloor}{n} \leq \frac{\beta \cdot n}{n} = \beta.$$

Now let  $v' \in V_n - S'$ . Then, following the same process, we see that

$$\frac{|N(v') \cap (S \cup S')|}{|N(v')|} \leq \beta.$$

Finally, we must show that  $S \cup S'$  is maximal. Suppose for contradiction there was a proper subset  $S \cup S' \cup U \subset V$  for which the  $\beta$ -packing property held with  $\emptyset \neq U \subset V - (S \cup S')$ .  $U$  must contain at least one vertex  $u$ . WLOG, let  $u$  be in the side  $u \in V_m \cap U$ . Then for  $v \in V_n - (S' \cup U)$ ,

$$\frac{|N(v) \cap (S \cup S' \cup U)|}{|N(v)|} \geq \frac{|N(v) \cap (S \cup \{u\})|}{|N(v)|} = \frac{\lfloor \beta \cdot m \rfloor + 1}{m}.$$

Note that  $\beta \cdot m < \lfloor \beta \cdot m \rfloor + 1$  which implies  $\beta < \frac{\lfloor \beta \cdot m \rfloor + 1}{m}$ . Thus

$$\frac{|N(v) \cap (S \cup S' \cup U)|}{|N(v)|} > \beta,$$

so  $S \cup S'$  is maximal and  $\beta\text{-pack}(K_{m,n}) = \lfloor \beta \cdot m \rfloor + \lfloor \beta \cdot n \rfloor$ . □

**Proposition 2.7.** For  $\beta = 1$ ,  $\beta\text{-pack}(K_{m,n}) = m + n - 1$ .

*Proof.* As the  $\beta$ -packing set must be proper, we let all the nodes be in the  $\beta$ -packing set and then remove one. As  $|K_{m,n}| = m + n$ ,  $\beta\text{-pack}(K_{m,n}) < |K_{m,n}|$ . Adding another node to this set would be all of  $K_{m,n}$ , so  $S \cup S'$  is both proper and maximal.

Let  $v \notin S \cup S'$ . Then,  $\frac{|N(v) \cap (S \cup S')|}{|N(v)|} = 1$ , since every other node is in  $S \cup S'$ . Thus,  $\beta\text{-pack}(K_{m,n}) = m + n - 1$ .  $\square$

If we try to generalize these results to complete multipartite graphs, Proposition 2.6 does not generalize in the natural way, but Proposition 2.7 does.

**Example 2.8.** Consider the complete multipartite graph  $K_{3,3,3,3}$  and let  $\beta = 1/2$ . A  $\beta$ -packing set is given by taking 1 vertex in each of three partitions and 2 vertices out of the fourth partition, for a total of 5 vertices in  $S$ . One can check this gives

$$\frac{1}{2}\beta\text{-pack}(K_{3,3,3,3}) = 5 > \lfloor \beta \cdot 3 \rfloor + \lfloor \beta \cdot 3 \rfloor + \lfloor \beta \cdot 3 \rfloor + \lfloor \beta \cdot 3 \rfloor = 4.$$

**Corollary 2.9.** For  $\beta = 1$ ,  $\beta\text{-pack}(K_{n_1, n_2, \dots, n_m}) = n_1 + \dots + n_m - 1$ .

*Proof.* The proof is similar to the bipartite case.  $\square$

### 3. GENERAL PROPERTIES OF $\beta$ -PACKING SETS

In this section we present several general properties about  $\beta$ -packing sets and the  $\beta$ -packing number. Our first property shows how the  $\beta$ -packing numbers corresponding to different  $\beta$ 's are related.

**Proposition 3.1.** Let  $0 < \beta_1 \leq \beta_2 \leq 1$ . Then  $\beta_1\text{-pack}(G) \leq \beta_2\text{-pack}(G)$ .

*Proof.* Consider  $\beta_1\text{-pack}(G)$ , for any  $\beta_1$ -packing set  $S$ ,  $\forall v \in V - S$ ,

$$\frac{|N(v) \cap S|}{|N(v)|} \leq \beta_1 \leq \beta_2.$$

So any such  $S$  is contained in a  $\beta_2$ -packing set and one could add vertices until  $S$  becomes maximal w.r.t  $\beta_2$ .  $\square$

It was already seen in Proposition 2.1 for paths that the complement a  $\beta$ -packing set is connected. This is in fact a general property that holds for all graphs.

**Proposition 3.2.** For any  $\beta$ -packing set  $S$ ,  $V - S$  is connected.

*Proof.* If  $V - S$  is not connected, then  $S$  is not maximal since one of the components of  $V - S$  could be added to  $S$  to form  $S'$  and for all other  $v \in V - S'$  we still have the property

$$\frac{|N(v) \cap S'|}{|N(v)|} \leq \beta$$

and  $S'$  would still be proper.  $\square$

**Proposition 3.3.** *Let  $\Delta(G)$  be the max degree of a vertex of a connected graph. If  $\beta < \frac{1}{\Delta(G)}$ , then  $\beta\text{-pack}(G) = 0$ .*

*Proof.* Suppose  $S$  is a nonempty  $\beta$ -packing set. For any vertex  $v \in V - S$ , if a neighbor is in a  $\beta$ -packing set  $S$ , then

$$\beta < \frac{1}{\Delta(G)} \leq \frac{1}{\deg(v)} \leq \frac{|N(v) \cap S|}{\deg(v)},$$

a contradiction. Thus no vertex has a neighbor in  $S$ . Therefore  $S = \emptyset$ .  $\square$

The next three properties investigate the question of which values for  $\beta$  in the interval  $0 < \beta \leq 1$  are interesting to consider.

**Proposition 3.4.** *If  $\beta = 1$ , then  $\beta\text{-pack}(G) = n - 1$ .*

*Proof.* A  $\beta$ -packing set must be proper, but we can just leave out any one vertex.  $\square$

**Proposition 3.5.** *Let  $G$  be connected. If  $\beta < 1$ , then  $\beta\text{-pack}(G) < n - 1$ .*

*Proof.* Suppose  $\{v\} = V - S$ . Then

$$\frac{|N(v) \cap S|}{|N(v)|} = \frac{|N(v)|}{|N(v)|} = 1 > \beta.$$

$\square$

Let us consider the following question a bit more.

**Question 1.** *Given a graph  $G$  how many "interesting"  $\beta$ 's are there to consider? By interesting we mean that as  $\beta$  increases from 0 to 1 it is only at these values where the value of  $\beta\text{-pack}(G)$  could change.*

Let  $\delta(G) = d_1, \dots, d_t = \Delta(G)$  be the distinct degrees of vertices in the graph. Then we claim the possible interesting  $\beta$ 's are a subset of the following ratios:

$$0, \frac{1}{d_1}, \frac{2}{d_1}, \dots, \frac{d_1 - 1}{d_1}, 1$$

$$\begin{array}{c} \frac{1}{d_2}, \frac{2}{d_2}, \dots, \frac{d_2-1}{d_2} \\ \vdots \\ \frac{1}{d_t}, \frac{2}{d_t}, \dots, \frac{d_t-1}{d_t}. \end{array}$$

#### 4. RELATED PARAMETERS

The initial motivation for defining  $\beta$ -packing sets was from  $\alpha$ -domination, and it is natural to ask what relationships the two parameters may have with each other. One might ask if  $\beta = \alpha$  whether

$$\gamma_\alpha(G) \leq \beta\text{-pack}(G)? \quad \text{or} \quad \gamma_\alpha(G) \geq \beta\text{-pack}(G)?$$

The answer is neither one in general. We have by Proposition 2.3 that  $\beta = \frac{1}{3}\text{-pack}(P_n) = 0$ . But from [4, Prop. 1] that  $\gamma_{\alpha=\frac{1}{3}}(P_n) = \lceil \frac{n}{3} \rceil$ . So this is an example of  $\frac{1}{3}\text{-pack}(G) < \gamma_{\frac{1}{3}}(G)$ .

On the other hand, we have that by Proposition 2.6 that if when  $\beta < 1$   $\beta\text{-pack}(K_{m,n}) = \lfloor \beta \cdot m \rfloor + \lfloor \beta \cdot n \rfloor$ . In [4, Prop. 4] they have the result that for  $1 \leq m \leq n$

$$\gamma_\alpha(K_{m,n}) = \min\{\lceil \alpha m \rceil + \lceil \alpha n \rceil, m\}.$$

Thus if we let for example  $m = 1$ ,  $n = 10$ ,  $\beta = \alpha = 1/2$  we get that

$$\gamma_{\frac{1}{2}}(K_{1,10}) = 1 < \frac{1}{2}\text{-pack}(K_{1,10}) = 5.$$

We think it is an interesting open direction of study to consider if there are different relationship between  $\alpha$ -domination and  $\beta$ -packing would be interesting to consider.

#### 5. CONCLUSION

In conclusion, we have introduced the new graph parameter, the  $\beta$ -packing number, and studied some of its properties and given formulas for it for certain classes of graphs. Our motivation for defining  $\beta$ -packing sets comes for  $\alpha$ -domination, but we leave it as an open direction to investigate what relationships these two parameters have with each other. Other interesting open directions would include determining the value of the  $\beta$ -packing number for other classes of graphs and determining the computational complexity of finding  $\beta$ -packing sets or the  $\beta$ -packing number. We hope that this introductory paper and promising future directions will promote further interest in considering  $\beta$ -packing.



## REFERENCES

- [1] Franz Dahme, Dieter Rautenbach, and Lutz Volkmann. Some remarks on  $\alpha$ -domination. *Discussiones Mathematicae Graph Theory*, 24(3):423–430, 2004.
- [2] Angsuman Das, Renu C. Laskar, and Nader Jafari Rad. On  $\alpha$ -domination in graphs. *Graphs and Combinatorics*, 34(1):193–205, Jan 2018.
- [3] Gayla S. Domke, Gerd H. Fricke, Renu R. Laskar, and Aniket Majumdar. Fractional domination and related parameters. In *Domination in graphs*, volume 209 of *Monogr. Textbooks Pure Appl. Math.*, pages 61–89. Dekker, New York, 1998.
- [4] J. E. Dunbar, D. G. Hoffman, R. C. Laskar, and L. R. Markus.  $\alpha$ -domination. *Discrete Math.*, 211(1-3):11–26, 2000.
- [5] Andrei Gagarin, Anush Poghosyan, and Vadim Zverovich. Upper bounds for  $\alpha$ -domination parameters. *Graphs and Combinatorics*, 25(4):513, 2009.
- [6] Raluca Gera, Stephen Hedetniemi, and Craig Larson. *Graph Theory: Favorite Conjectures and Open Problems-1*. Springer, 2016.
- [7] Nader Jafari Rad and Lutz Volkmann. Edge-removal and edge-addition in  $\alpha$ -domination. *Graphs and Combinatorics*, 32, 08 2015.
- [8] Roberto Ramon Rubalcaba. *Fractional domination, fractional packings, and fractional isomorphisms of graphs*. ProQuest LLC, Ann Arbor, MI, 2005. Thesis (Ph.D.)—Auburn University.

SCHOOL OF MATHEMATICAL AND STATISTICAL SCIENCES, CLEMSON UNIVERSITY, SC, USA