

SMOOTHNESS AND MONOTONICITY OF THE EXCURSION SET DENSITY OF PLANAR GAUSSIAN FIELDS

DMITRY BELIAEV¹, MICHAEL MCAULEY¹, AND STEPHEN MUIRHEAD²

ABSTRACT. Nazarov and Sodin have shown that the number of connected components of the nodal set of a planar Gaussian field in a ball of radius R , normalised by area, converges to a constant. This has been generalised to excursion/level sets at arbitrary levels, implying the existence of functionals $c_{ES}(\ell)$ and $c_{LS}(\ell)$ that encode the density of excursion/level set components at the level ℓ . We prove that these functionals are continuously differentiable for a wide class of fields. This follows from a more general result which derives differentiability of the functionals from the decay of the probability of ‘four-arm events’ for the field conditioned to have a saddle point at the origin. For some fields, including the important special cases of the Random Plane Wave and the Bargmann-Fock field, we also derive stochastic monotonicity of the conditioned field, which allows us to deduce regions on which $c_{ES}(\ell)$ and $c_{LS}(\ell)$ are monotone.

1. INTRODUCTION

Let $f : \mathbb{R}^2 \rightarrow \mathbb{R}$ be a continuous stationary Gaussian field with zero mean and covariance function $K : \mathbb{R}^2 \rightarrow \mathbb{R}$ defined by $K(x) = \mathbb{E}(f(x)f(0))$. We are interested in the geometric properties of the (upper-)excursion sets and level sets of this field, defined respectively as

$$\{x \in \mathbb{R}^2 : f(x) \geq \ell\} \quad \text{and} \quad \{x \in \mathbb{R}^2 : f(x) = \ell\}$$

for $\ell \in \mathbb{R}$. Recent work has established that, in many circumstances, the geometry of these sets exhibits similar behaviour to discrete percolation models [4]. In particular, for a wide class of f it has been shown that the connectivity of the excursion sets exhibits a sharp phase transition at $\ell = 0$ [21, 25].

A basic geometric property of these sets is the number of connected components in a large domain. Unlike certain other geometric functionals (e.g. the volume or Euler characteristic of the excursion sets), this quantity is inherently difficult to study because it is non-local: the number of components in a domain cannot be counted by partitioning the domain and simply counting the number of components in each sub-domain. Nazarov and Sodin [22] used an ergodic argument to study the asymptotics of this quantity. Specifically, if f is an ergodic Gaussian field satisfying some regularity assumptions, $B(R)$ is the ball of radius $R > 0$ centred at the origin, and $N_{LS}(R, 0)$ is the number of components of the nodal set $\{x \in \mathbb{R}^2 : f(x) = 0\}$

¹MATHEMATICAL INSTITUTE, UNIVERSITY OF OXFORD

²SCHOOL OF MATHEMATICAL SCIENCES, QUEEN MARY UNIVERSITY OF LONDON

E-mail addresses: belyaev@maths.ox.ac.uk, mcauley@maths.ox.ac.uk, s.muirhead@qmul.ac.uk.

Date: May 24, 2019.

2010 *Mathematics Subject Classification.* 60G60, 60G15, 58K05.

Key words and phrases. Gaussian fields, nodal set, level sets, critical points.

The first author was supported by the Engineering & Physical Sciences Research Council (EPSRC) Fellowship EP/M002896/1.

contained in $B(R)$, then there is a constant $c_{LS}(0) \geq 0$ such that

$$(1.1) \quad N_{LS}(R, 0)/(\pi R^2) \rightarrow c_{LS}(0)$$

as $R \rightarrow \infty$, where convergence occurs in L^1 and almost surely. Although this result was stated only for the nodal set, the arguments in [22] go through verbatim for excursion/level sets at arbitrary levels ℓ ; the respective limiting constants, denoted by $c_{ES}(\ell)$ and $c_{LS}(\ell)$, can be interpreted as the density of excursion/level set components per unit area.

In this paper we consider properties of $c_{ES}(\ell)$ and $c_{LS}(\ell)$ viewed as functions of the level. It was shown in [6] that c_{ES} and c_{LS} are absolutely continuous. Our main results (Theorems 2.10, 2.11 and Corollary 2.18) show that, for a wide class of fields, the continuous differentiability of c_{ES} and c_{LS} at ℓ is equivalent to the statement that, if the field is conditioned to have a saddle point at the origin at level ℓ , then almost surely the ‘arms’ of the saddle (i.e. the four level lines that emanate from the saddle point) do not connect the origin to infinity. Since we can prove that the latter property holds for many fields, we deduce the continuous differentiability of the density functionals.

Our result can be compared to what is known, and conjectured, about the analogous density functional for discrete percolation models. Consider Bernoulli bond percolation on the integer lattice, defined by declaring the edges of the integer lattice \mathbb{Z}^d to be open independently with probability p and closed otherwise (see [15] for background on this model). Let K_n denote the number of open clusters that are contained in $[-n, n]^d$. Then it is known ([15, Chapter 4]) that

$$K_n/(2n)^d \rightarrow \kappa(p)$$

as $n \rightarrow \infty$, almost surely and in L^1 . This is a direct analogue of (1.1), and is also proven using an ergodic argument. The smoothness of κ is of interest because it is related to the percolation phase transition. Specifically, it is conjectured in the physics literature that κ is analytic on $[0, 1] \setminus \{p_c\}$ and twice but not three times differentiable at p_c , where $p_c \in (0, 1)$ is the critical probability for the model; this reflects the values of certain ‘critical exponents’ which are believed to be universal for percolation models (see [15, Chapter 9]). What has been shown rigorously is that, for all $d \geq 2$, κ is analytic on $[0, p_c)$ and smooth on $(p_c, 1]$, and in the case $d = 2$ it is further known that κ is analytic on $(p_c, 1]$ and twice differentiable at p_c (see [15, Chapter 4]). Somewhat weaker results have been derived for other percolation models, including the Poisson-Boolean model and ‘spread-out’ percolation models [9].

Since the connectivity of the excursion sets of a wide class of planar Gaussian fields is conjectured, and in some cases known, to undergo a phase transition at $\ell = 0$ that is analogous to the phase transition at p_c for Bernoulli percolation (see [4, 7, 21, 24, 25]), it is natural to conjecture that, for such fields, c_{ES} and c_{LS} are also analytic on $\mathbb{R} \setminus \{0\}$ and twice but not three times differentiable at 0. Our proof of the continuous differentiability of c_{ES} and c_{LS} can be seen as a first step in this direction.

Despite the connections to classical percolation theory, the method we use to prove differentiability of the density functionals is quite different. In Bernoulli percolation, the starting point is the equality

$$\kappa(p) = \mathbb{E}_p(|C|^{-1}),$$

where $|C|$ is the number of vertices in the open cluster at the origin. By enumerating clusters, this can be expressed as a power series in p , and the smoothness of κ can be deduced from bounds on the coefficients in terms of connection probabilities for the cluster at the origin.

This approach does not readily generalise to the setting of Gaussian fields: whilst it can be shown that

$$c_{ES}(\ell) = \mathbb{E}(\text{Vol}(C)^{-1} \mathbf{1}_{f(0) > \ell}),$$

where $\text{Vol}(C)$ is the volume of the component of $\{x \in \mathbb{R}^2 : f(x) \geq \ell\}$ containing the origin, it is not known whether the density of $(\text{Vol}(C), f(0))$ is jointly continuous ([8] studies a kind of ‘ergodic’ density for $\text{Vol}(C)$ at the zero level). Instead, our proof of differentiability uses an integral representation for c_{ES} and c_{LS} that was developed in [6] (see Theorem 2.6), although we still rely on the decay of certain ‘connection probabilities’ for the field f conditioned to have a saddle point at the origin. These connections are the equivalent of ‘four-arm events’ in percolation, which play an important role in this theory (e.g., in the analysis of noise sensitivity [14]).

Our study of the integral representation for c_{ES} and c_{LS} also allows us to derive certain monotonicity properties of these functionals (see Propositions 2.20–2.22); these results are of independent interest, and are a key input to proving lower bounds on the variance of the number of excursion/level sets of Gaussian fields (see Remark 2.24).

2. MAIN RESULTS

Throughout the paper we consider a planar Gaussian field satisfying the following assumption:

Assumption 2.1. *The Gaussian field $f : \mathbb{R}^2 \rightarrow \mathbb{R}$ is continuous, centred, and stationary. The spectral measure μ , defined by*

$$K(x) = \int_{\mathbb{R}^2} e^{it \cdot x} d\mu(t),$$

is a (Hermitian) probability measure, is not supported on two lines through the origin, and satisfies $\int_{\mathbb{R}^2} |t|^{4+\eta'} d\mu(t) < \infty$ for some $\eta' > 0$.

Since μ is a probability measure, $\text{Var}(f(x)) = 1$ for all $x \in \mathbb{R}^2$. The measure μ not being supported on two lines through the origin is equivalent to the Gaussian vector¹ $\nabla^2 f(x)$ being non-degenerate (Lemma A.1). The moment condition on μ ensures that $f \in C^{2+\eta}(\mathbb{R}^2)$ almost surely for any $\eta \in (0, \eta'/4)$ (Kolmogorov’s theorem for two-dimensional fields [3, Proposition 1.16]) and we fix such an η for our analysis.

We have in mind two important examples of Gaussian fields satisfying Assumption 2.1: (1) The Random Plane Wave (RPW), with covariance $K(x) = J_0(|x|)$ where J_0 is the 0-th Bessel function, and spectral measure equal to the normalised Lebesgue measure on the unit circle; and (2) The Bargmann-Fock (BF) field, with covariance $K(x) = \exp(-|x|^2/2)$, and Gaussian spectral measure. The RPW is a universal model for high energy eigenfunctions of the Laplacian, see [10] for background. The BF field can be viewed as a continuous analogue of Bernoulli percolation, since it has rapid correlation decay and satisfies the FKG inequality, see [4] for details and further motivation.

We now formally define the density functionals c_{ES} and c_{LS} . Let $N_{ES,R}(\ell)$ and $N_{LS,R}(\ell)$ denote respectively the number of components of $\{x \in \mathbb{R}^2 : f(x) > \ell\}$ and $\{x \in \mathbb{R}^2 : f(x) = \ell\}$ contained in $B(R)$ (i.e. the components which intersect $B(R)$ but not $\mathbb{R}^2 \setminus B(R)$). Then the following asymptotic laws are known to hold:

¹It is conventional to treat $\nabla^2 f(0)$ as a three-dimensional vector, ignoring degeneracy due to symmetry.

Theorem 2.2 ([6, 19, 22]). *Let f be a Gaussian field satisfying Assumption 2.1. For each $\ell \in \mathbb{R}$, there exist $c_{ES}(\ell), c_{LS}(\ell) \geq 0$ such that*

$$\mathbb{E}[N_{ES,R}(\ell)] = c_{ES}(\ell) \cdot \pi R^2 + O(R) \quad \text{and} \quad \mathbb{E}[N_{LS,R}(\ell)] = c_{LS}(\ell) \cdot \pi R^2 + O(R)$$

as $R \rightarrow \infty$. The constants implied by the $O(\cdot)$ notation are independent of ℓ . If f is also ergodic, then

$$N_{ES,R}(\ell)/(\pi R^2) \rightarrow c_{ES}(\ell) \quad \text{and} \quad N_{LS,R}(\ell)/(\pi R^2) \rightarrow c_{LS}(\ell)$$

almost surely and in L^1 .

Remark 2.3. The notation in [6] and some other papers is slightly different: c_{LS} in the present paper is denoted by c_{NS} in some previous papers.

In [6] a representation of c_{ES} and c_{LS} was given in terms of the densities of certain types of critical points. To state this we introduce upper/lower connected saddle points.

Definition 2.4. Let x_0 be a saddle point of a C^2 function $g : \mathbb{R}^2 \rightarrow \mathbb{R}$ such that there are no other critical points at the same level as x_0 (that is, if x_1 is another critical point of g , then $g(x_1) \neq g(x_0)$). We say that x_0 is *upper connected* if it is in the closure of only one component of $\{x \in \mathbb{R}^2 : f(x) > f(x_0)\}$. We say that x_0 is *lower connected* if it is in the closure of only one component of $\{x \in \mathbb{R}^2 : f(x) < f(x_0)\}$.

It was shown in [12, 11] that the expected number of local maxima, local minima or saddle points of a Gaussian field with height in a certain range can be expressed as the integral of an explicit continuous density function over the height range. In [6] this result was extended to upper and lower connected saddle points without explicitly computing the corresponding density functions:

Proposition 2.5 ([6, Proposition 1.7]). *Let f be a Gaussian field satisfying Assumption 2.1. Then there exist non-negative functions $p_{m^+}, p_{m^-}, p_{s^+}, p_{s^-}, p_s \in L^1(\mathbb{R})$ such that the following holds. Let $\Omega \subset \mathbb{R}^2$ be compact and $\partial\Omega$ have finite Hausdorff-1 measure. Let $\ell \in \mathbb{R}$ and let $N_{m^+}, N_{m^-}, N_{s^+}, N_{s^-}$ and N_s denote the number of local maxima, local minima, upper connected saddles, lower connected saddles and saddles of f in Ω with level above ℓ respectively. Then*

$$\mathbb{E}[N_h] = \text{Area}(\Omega) \int_{\ell}^{\infty} p_h(x) dx$$

for $h = m^+, m^-, s^+, s^-, s$. Furthermore, these functions can be chosen to satisfy the relations $p_{m^+}(x) = p_{m^-}(-x)$, $p_{s^+}(x) = p_{s^-}(-x)$ and $p_{s^-} + p_{s^+} = p_s$, and such that p_{m^+} , p_{m^-} and p_s are continuous.

We can now state the main result of [6], characterising c_{ES} and c_{LS} in terms of the densities in Proposition 2.5:

Theorem 2.6 ([6, Theorem 1.8]). *Let f be a Gaussian field satisfying Assumption 2.1, and let $p_{m^+}, p_{m^-}, p_{s^+}, p_{s^-}$ denote the densities specified in Proposition 2.5. Then*

$$(2.1) \quad c_{ES}(\ell) = \int_{\ell}^{\infty} p_{m^+}(x) - p_{s^-}(x) dx$$

and

$$(2.2) \quad c_{LS}(\ell) = \int_{\ell}^{\infty} p_{m^+}(x) - p_{s^-}(x) + p_{s^+}(x) - p_{m^-}(x) dx,$$

and hence c_{ES} and c_{LS} are absolutely continuous.

One of the motivations for Theorem 2.6 was to provide a tool with which to study the excursion/level set densities: since p_{m+} , p_{m-} , and $p_s = p_{s+} + p_{s-}$ are explicitly known for a wide class of fields, by establishing simple properties of p_{s-} we can deduce corresponding properties for c_{ES} and c_{LS} . We expand upon this method in this paper. More precisely, we consider the function

$$(2.3) \quad p_{s-}^*(\ell) := p_s(\ell) \mathbb{P}(\tilde{f}_\ell \text{ has a lower connected saddle point at the origin}),$$

where \tilde{f}_ℓ is the field f conditioned to have a saddle point at the origin at level ℓ (in the sense of Palm distributions; see Lemma 3.2 for a formal definition). Under mild conditions we show that p_{s-}^* defines a version of p_{s-} (recall that the latter is defined only up to null sets). By studying \tilde{f}_ℓ we are able to deduce properties of p_{s-}^* , and hence of c_{ES} and c_{LS} .

2.1. Differentiability. Our first set of results concerns the differentiability of c_{ES} and c_{LS} . Let us begin by detailing the necessary assumptions on f .

Assumption 2.7. For all $t \in \mathbb{R}^2 \setminus \{0\}$,

$$\text{Cov}((f(t), \nabla f(t)) \mid f(0), \nabla f(0), \nabla^2 f(0))$$

is non-degenerate.

Assumption 2.8. There exist $c, \nu > 0$ such that, for all $|t| \geq 1$,

$$\max_{|k| \leq 3} |\partial^k K(t)| \leq c|t|^{-(1+\nu)}.$$

Moreover, there exists a neighbourhood V of the origin on which the spectral measure μ has density ρ with respect to the Lebesgue measure and $\inf_V \rho > 0$.

Assumption 2.9. For $0 < r < R$, let $\text{Arm}_\ell(r, R)$ denote the ‘one-arm event’ that there exists a component of $\{f \geq \ell\}$ which intersects both $\partial B(r)$ and $\partial B(R)$. Then there exist $c_1, c_2 > 0$ such that for any $1 < r < R$

$$(2.4) \quad \mathbb{P}(f \in \text{Arm}_0(r, R)) \leq c_1(r/R)^{c_2}.$$

Assumption 2.7 is extremely mild; it is satisfied whenever the support of the spectral measure μ contains an open set or an open interval of a non-degenerate conic section (Lemma A.2). In particular, it holds for the RPW and the BF field.

Assumptions 2.8 and 2.9 are somewhat more restrictive. Assumption 2.8 holds for any smooth field with sufficiently nice correlation decay, and in particular holds for the BF field, but it does not hold for the RPW (whose correlations decay only as $|t|^{-1/2}$). It also implies Assumption 2.7 by the previous remark.

Assumption 2.9 relates to the conjectured properties of the ‘percolation universality class’, and has been shown to hold for a wide class of fields that includes the BF field [25]. Moreover it is strongly believed to hold for the RPW. We state our results directly in terms of one-arm decay as it is likely that these bounds will be extended to more fields over time.

Our first main result is that c_{ES} and c_{LS} are continuously differentiable under the above assumptions:

Theorem 2.10. Suppose f is a Gaussian field satisfying Assumptions 2.1 and 2.7–2.9. Then c_{ES} and c_{LS} are continuously differentiable on \mathbb{R} . In other words, the functions p_{s-} and p_{s+} defined in Proposition 2.5 can be chosen to be continuous, and

$$c'_{ES}(\ell) = -p_{m+}(\ell) + p_{s-}(\ell)$$

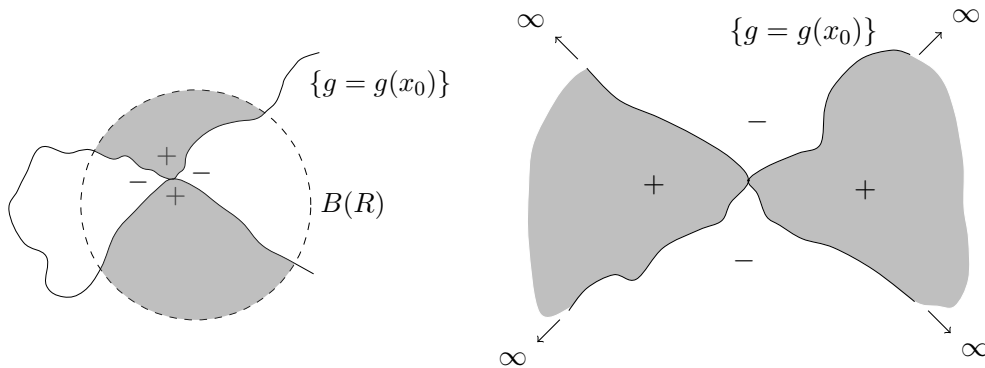
and

$$c'_{LS}(\ell) = -p_{m^+}(\ell) + p_{s^-}(\ell) - p_{s^+}(\ell) + p_{m^-}(\ell).$$

We emphasise that Theorem 2.10 applies to a wide class of fields, including the important case of the BF field, but does not apply to the RPW as stated (although we believe the conclusion to be true).

2.1.1. Four-arm saddle points. Theorem 2.10 follows from a more general result establishing that, under very mild conditions, the continuous differentiability of c_{ES} and c_{LS} is implied by the decay of certain connection probabilities involving ‘four-arm saddles’.

Let $D \subset \mathbb{R}^2$ be a simply connected domain with piecewise C^1 boundary and let $x_0 \in D$ be a saddle point of $g \in C^2(\mathbb{R}^2)$ such that g has no other critical points at the same level as x_0 . We say that x_0 is *four-arm in D* if it is in the closure of two components of $\{x \in D : g(x) > g(x_0)\}$ and two components of $\{x \in D : g(x) < g(x_0)\}$ (see Figure 1a); intuitively, a saddle point is four-arm in D if we cannot tell whether it is upper or lower connected by looking at the values of g in D . A saddle point x_0 is said to be *infinite four-arm* if it is in the closure of two components of $\{x \in \mathbb{R}^2 : g(x) > g(x_0)\}$ and two components of $\{x \in \mathbb{R}^2 : g(x) < g(x_0)\}$ (see Figure 1b). As mentioned in Section 1, four-arm saddle points are analogous to four-arm events for percolation models.



(a) An upper connected saddle point that is four-arm in $B(R)$. (b) An infinite-four-arm saddle point.

FIGURE 1

Recall the conditional field \tilde{f}_ℓ (to be formally defined in Lemma 3.2) and the functions $p_{s^-}^*$ and p_{s^-} defined in (2.3) and Proposition 2.5 respectively.

Theorem 2.11. *Let f be a Gaussian field satisfying Assumptions 2.1 and 2.7. Then $p_{s^-}^* = p_{s^-}$ almost everywhere. Moreover, let $a < b$ and suppose that for all $\ell \in (a, b)$*

$$(2.5) \quad \mathbb{P}(\tilde{f}_\ell \text{ has an infinite four arm saddle at } 0) = 0.$$

Then $p_{s^-}^|_{(a,b)}$ is continuous, and hence c_{ES} and c_{LS} are continuously differentiable on (a, b) .*

Theorem 2.10 follows from Theorem 2.11 once we verify condition (2.5) under Assumptions 2.8 and 2.9. To do so we use Assumption 2.8 and a Cameron-Martin argument to treat the conditional field \tilde{f}_ℓ away from the origin as a perturbation of the unconditioned

field f . We then use Assumption 2.9 to bound the relevant connection probabilities for the unconditioned field.

As a corollary of Theorem 2.11 (actually of its proof), we deduce a bound on the number of saddle points of a Gaussian field that are four-arm inside a ball and whose level lies in a narrow range. This improves a bound that was previously established in [6], and is also a key ingredient in the recently derived lower bounds on the variance of the number of excursion/level set components (see Remark 2.24).

Corollary 2.12. *Let f be a Gaussian field satisfying all the assumptions of Theorem 2.11. Then there exists a function $\delta_R \rightarrow 0$ as $R \rightarrow \infty$ and a constant $c > 0$ such that, for each $R > 1$ and $a \leq a_R \leq b_R \leq b$,*

$$\mathbb{E}(N_{4\text{-arm}}(R, [a_R, b_R])) \leq c \min\{\delta_R R^2(b_R - a_R), R\}$$

where $N_{4\text{-arm}}(R, [a_R, b_R])$ is the number of saddle points of f which are four-arm in $B(R)$ and have level in $[a_R, b_R]$.

Remark 2.13. In [6] it was shown that $\mathbb{E}(N_{4\text{-arm}}(R)) = O(R)$; Corollary 2.12 supersedes this bound whenever $b_R - a_R = O(R^{-1})$. It is possible to improve the conclusion of Corollary 2.12 further by imposing stronger assumptions on the field. For example, suppose we assume the exponential decay of arm probabilities at non-zero levels: for all $\ell^* > 0$ and $\delta \in (0, 1)$, there exist $c_1, c_2 > 0$ such that

$$(2.6) \quad \mathbb{P}(f \in \text{Arm}_{\ell^*}(\delta R, R)) \leq c_1 e^{-c_2 R}.$$

Then for any $a > \ell^*$ (or $b < -\ell^*$), it is possible to prove that there exists $c > 0$ such that

$$\mathbb{E}(N_{4\text{-arm}}(R, [a_R, b_R])) \leq c \min\{R \log(R)(b_R - a_R), R\}.$$

In [21], it is shown that a wide class of fields satisfy (2.6) so this assumption is reasonable. We do not prove this result formally here because Proposition 2.12 is simpler to prove, holds for a wider class of fields, and suffices for its intended purpose (see Remark 2.24).

In light of Theorem 2.11, the fact that (2.6) is expected to hold for a wide class of fields also suggests it should be much easier to prove differentiability of c_{ES} away from zero, since the probability of four-arm saddles in $B(R)$ should decay exponentially at non-zero levels.

2.1.2. The positivity of the level set density. In order for Theorem 2.2 to describe the leading-order asymptotics of the number of excursion/level set components, it is crucial that the limiting constants are positive; if they are not, then it can be shown that f almost surely has no compact excursion/level sets. One nice consequence of the differentiability of c_{ES} and c_{LS} is that it gives a new, short proof of their positivity in the delicate case $\ell = 0$:

Proposition 2.14. *Let f be a Gaussian field satisfying Assumption 2.1. Suppose either c_{ES} or c_{LS} is continuously differentiable at 0. Then $c_{ES}(0) > 0$ and $c_{LS}(0) > 0$.*

The positivity of $c_{ES}(0)$ and $c_{LS}(0)$ were already known under Assumption 2.1 ([16, 22] gave a variety of sufficient conditions, whose union can be checked to exhaust Assumption 2.1). We restate this result because it uses a very different method of proof; in particular, it does not rely on the ‘barrier method’.

The positivity of $c_{ES}(\ell)$ and $c_{LS}(\ell)$ for $\ell > 0$ is simpler to establish, even without differentiability, see [6]. On the other hand, our arguments apparently do not extend to $c_{ES}(\ell)$ for $\ell < 0$ (although this case can still be treated via the ‘barrier method’; see Lemma 2.23).

2.1.3. *Fields outside the ‘percolation universality class’.* Although in general we expect the properties of c_{ES} and c_{LS} to match those of the analogous density functional κ from percolation theory, this can fail for fields outside the ‘percolation universality class’.

To demonstrate this, we consider the one non-trivial case in which c_{ES} and c_{LS} are explicitly known: fields with spectral measure supported on four or five points (see [6, Proposition 3]). In [6] it was shown that, in the ‘five point case’, c_{ES} and c_{LS} are smooth everywhere, whereas in the ‘four point case’, c_{ES} and c_{LS} are smooth everywhere except zero, at which point they are continuous but not differentiable (see Figure 2). Hence, in both cases, the smoothness of c_{ES} and c_{LS} differs from the conjectured properties of κ (and in different ways). However, these fields do not fall within the scope of the present paper (they do not satisfy Assumptions 2.1 and 2.7). Moreover, being periodic, their large-scale properties cannot be expected to match those of Bernoulli percolation.

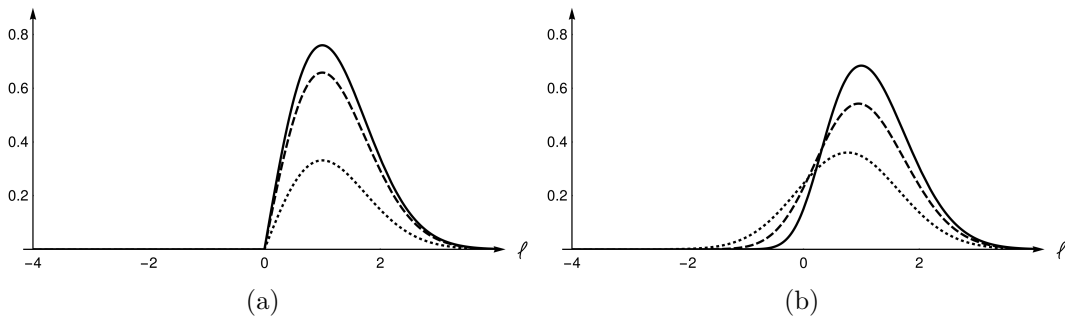


FIGURE 2. The functional $c_{ES}(\ell)$ for fields with spectral measure supported on four (left) or five (right) points. The different lines correspond to different positionings of these points.

On the other hand, the non-differentiability of c_{ES} at zero in the ‘four point case’ does reflect a different kind of phase transition: for $\ell \leq 0$, $\{f \geq \ell\}$ almost surely has no bounded components ($c_{ES}(\ell) = 0$), whereas for $\ell > 0$, the number of components is of order R^2 ($c_{ES}(\ell) > 0$); see Figure 3. Moreover, a Gaussian field in the ‘five point case’ can be represented as a field in the ‘four point case’ plus an independent Gaussian level shift. Hence the same phase transition occurs, although it does so at a random level and so the discontinuity is averaged out.

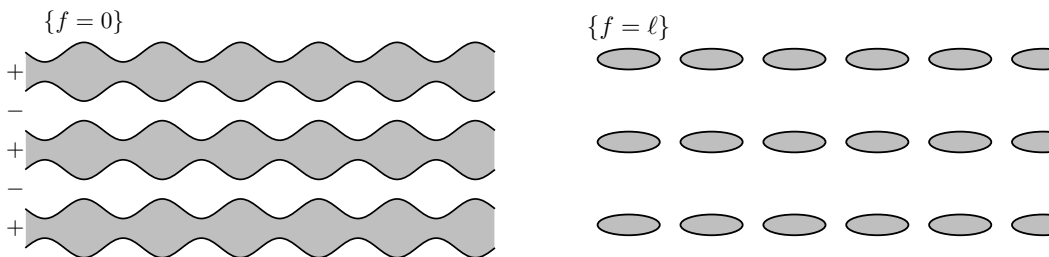


FIGURE 3. Stylised excursion sets for fields with spectral measure supported on four points, at the zero level (left) and at a positive level (right).

2.2. Monotonicity. We next consider monotonicity properties of c_{ES} and c_{LS} . We begin by analysing the ratio

$$p_{s-}^*(\ell)/p_s(\ell) = \mathbb{P}\left(\tilde{f}_\ell \text{ has a lower connected saddle point at the origin}\right),$$

which we intuitively expect to be non-decreasing: if we condition on the origin being a saddle point at increasing heights, it seems more likely that it should be lower connected. This can be made rigorous under some additional assumptions, and allows us to deduce regions on which $c_{ES}(\ell)$ and $c_{LS}(\ell)$ are monotone.

Assumption 2.15. *The field f is isotropic (that is, its law is invariant under rotation), the Gaussian vector $(f(0), \nabla^2 f(0))$ is non-degenerate, and for all $x \in \mathbb{R}^2$,*

$$(2.7) \quad \mathbb{E}\left(f(x) \left| f(0) = 0, \nabla^2 f(0) = \begin{pmatrix} 1 & 0 \\ 0 & 0 \end{pmatrix} \right.\right) \geq 0.$$

In Section 5.1.2 we explain how (2.7) can be translated into an explicit property of the conditional field \tilde{f}_ℓ . We can also give an equivalent version of (2.7) that is easier to check in practice. Since we assume that f is isotropic, its covariance function may be expressed as $K(x) = k(|x|^2)$. If this function is rescaled so that $k'(0) = -1$, then it can be shown by Gaussian regression that (2.7) is equivalent to

$$(k(|x|^2) + k'(|x|^2))k''(0) + (x_1^2(3k''(0) - 1) + x_2^2(1 - k''(0)))k''(|x|^2) \geq 0$$

for all $x \in \mathbb{R}^2$. From this, it can be verified that specific fields satisfy this assumption, including the BF field and the field with covariance $K(x) = (1 + (\beta/2)|x|^2)^{-\beta/2}$ for $\beta \geq 1$. The RPW does not satisfy Assumption 2.15, however we are able to prove monotonicity of p_{s-}^*/p_s in this case too:

Theorem 2.16. *Let f be the Random Plane Wave or a field satisfying Assumptions 2.1, 2.7 and 2.15. Then $p_{s-}^*(\ell)/p_s(\ell)$ is non-decreasing in ℓ .*

Given the definition of p_{s-}^* , Theorem 2.16 is an immediate consequence of $\tilde{f}_\ell - \ell$ being stochastically decreasing in ℓ . Our proof of this differs for the RPW and for fields satisfying Assumption 2.15 (in the former case it is somewhat simpler, because of the degeneracies in the RPW; see e.g. [28]).

The monotonicity of p_{s-}^*/p_s has some immediate consequences for the smoothness of c_{ES} and c_{LS} :

Corollary 2.17. *Let f be the Random Plane Wave or a field satisfying Assumptions 2.1, 2.7 and 2.15. Then p_{s-}^* has at most a countable set of discontinuities, all of which are jump discontinuities. In particular, c_{ES} and c_{LS} are twice differentiable almost everywhere.*

Another consequence of monotonicity is that it implies a converse of Theorem 2.11:

Corollary 2.18. *Let f be the Random Plane Wave or a field satisfying Assumptions 2.1, 2.7 and 2.15. Then for every $a < b$ the following are equivalent:*

(1) For all $\ell \in (a, b)$

$$\mathbb{P}(\tilde{f}_\ell \text{ has an infinite four-arm saddle at } 0) = 0;$$

(2) There exists a version of p_{s-} which is continuous on (a, b) ;

(3) $c_{ES}(\mu, \cdot)$ is continuously differentiable on (a, b) ;

(4) $c_{LS}(\mu, \cdot)$ is continuously differentiable on (a, b) .

Remark 2.19. Clearly, if any of (1)–(4) hold in Corollary 2.18, then by Theorem 2.11, the version of $p_{s^-}|_{(a,b)}$ which is continuous is equal to $p_{s^-}^*|_{(a,b)}$.

Finally we use Theorem 2.16 to deduce intervals on which c_{ES} and c_{LS} are monotone. We shall state the strongest form of our results only in the case of the RPW and BF field. Let D_+ and D^+ respectively denote the lower and upper right Dini derivatives, that is, for $g : \mathbb{R} \rightarrow \mathbb{R}$, $D_+g(x) = \liminf_{\epsilon \rightarrow 0^+} (g(x + \epsilon) - g(x))/\epsilon$ and $D^+g(x) = \limsup_{\epsilon \rightarrow 0^+} (g(x + \epsilon) - g(x))/\epsilon$.

Proposition 2.20. *Let f be the Random Plane Wave. Then*

$$\begin{aligned} D_+c_{ES}(\ell) &> 0 \quad \text{for } \ell \in (-\infty, 0.876] \\ D^+c_{ES}(\ell) &< 0 \quad \text{for } \ell \in [1, \infty) \end{aligned}$$

and

$$D^+c_{LS}(\ell) < 0 \quad \text{for } \ell \in [1, \infty).$$

Proposition 2.21. *Let f be the Bargmann-Fock field. Then there exists $\epsilon > 0$ such that*

$$c'_{ES}(\ell) \begin{cases} > 0 & \text{for } \ell \in (-\epsilon, 0.64] \\ < 0 & \text{for } \ell \in [1.02, \infty) \end{cases}$$

and

$$c'_{LS}(\ell) < 0 \quad \text{for } \ell \in [1.38, \infty).$$

We also present weaker results for general isotropic fields satisfying Assumption 2.15. Recall that the covariance function of an isotropic f may be expressed as $K(x) = k(|x|^2)$ for some $k : [0, \infty) \rightarrow \mathbb{R}$. We define the parameter $\chi = -k'(0)/\sqrt{k''(0)}$ which takes values in $(0, \sqrt{2}]$ (see [11] for details on this parameter).

Proposition 2.22. *Let f be an isotropic field satisfying Assumptions 2.1, 2.7–2.9 and 2.15. Then there exists $\epsilon > 0$ such that*

$$c'_{ES}(\ell) \begin{cases} > 0 & \text{for } \ell \in (-\epsilon, \epsilon) \\ < 0 & \text{for } \ell \in (\sqrt{2}/\chi, \infty) \end{cases}$$

and

$$c'_{NS}(\ell) < 0 \quad \text{for } \ell \in (\sqrt{2}/\chi, \infty).$$

As an intermediate result to Proposition 2.20 we require that, for the RPW, $c_{ES}(\ell) > 0$ for $\ell \leq 0$. Since this result is not stated elsewhere in the literature, we do so here. The proof uses the ‘barrier method’ and is near-identical to that in [22] in the case $\ell = 0$.

Proposition 2.23. *Let f be the Random Plane Wave. Then $c_{ES}(\ell) > 0$ for all $\ell \in \mathbb{R}$.*

Remark 2.24. Many of the results in this work will be built upon by [5] in order to prove lower bounds on the variance of the number of level/excursion set components in $B(R)$ as $R \rightarrow \infty$. Specifically, it will be shown that if f has sufficiently nice correlation decay (such as the BF field), and if c_{ES} has a non-zero derivative at ℓ , then

$$\text{Var}(N_{ES}(R, \ell)) \geq cR^2$$

for some $c > 0$ and all R sufficiently large. Moreover, if f is the RPW and one of the Dini derivatives of c_{ES} is non-zero for $\ell \neq 0$, then

$$\text{Var}(N_{ES}(R, \ell)) \geq cR^3$$

for some $c > 0$ and all R sufficiently large. Analogous results hold in both cases for level sets and c_{LS} . A key step in proving these results is to estimate the order of

$$\mathbb{E}(N_{ES}(R, \ell) - N_{ES}(R, \ell + \epsilon_R)),$$

which is made possible by Theorem 2.10 and Corollary 2.12. Since the lower bounds also require that c_{ES} has a non-zero derivative/Dini derivative at ℓ , Propositions 2.20–2.22 are crucial for ensuring that they are widely applicable.

2.3. Outline of the remainder of the paper. In Section 3 we give a formal definition of \tilde{f}_ℓ , the field f conditioned to have a saddle point at the origin at level ℓ , and derive explicit distributions for \tilde{f}_ℓ in special cases. In Section 4 we study topological properties of \tilde{f}_ℓ , and use this to deduce the results outlined in Section 2.1. In Section 5 we consider stochastic monotonicity properties of \tilde{f}_ℓ , and complete the proofs of the results in Section 2.2. Appendix A contains miscellaneous results on the non-degeneracy of Gaussian fields.

3. THE FIELD CONDITIONED TO HAVE A SADDLE AT THE ORIGIN

In this section we consider \tilde{f}_ℓ , the field f conditioned to have a saddle point at the origin at level ℓ . Using the theory of Palm distributions we give an explicit representation for \tilde{f}_ℓ , and in the isotropic case we derive simple expressions for its distribution.

We begin with a general statement expressing \tilde{f}_ℓ as (a limit of) a Palm distribution relative to a point process defined by the saddle points of f . Let us first recall the relevant theory of Palm distributions (see [18, Chapter 11] for background). Let $g : \mathbb{R}^2 \rightarrow \mathbb{R}$ be a planar random field and \mathcal{S} a non-degenerate, simple point process on \mathbb{R}^2 , and suppose that (g, \mathcal{S}) are jointly stationary. Fix a bounded Borel set $B \subset \mathbb{R}^2$. Then the *Palm distribution of g relative to \mathcal{S}* is defined as the random field \tilde{g} satisfying, for any Borel set A of finite-dimensional projections,

$$(3.1) \quad \mathbb{P}(\tilde{g}(x) \in A) = \frac{\mathbb{E}(\#\{s \in B : s \in \mathcal{S}, g(x-s) \in A\})}{\mathbb{E}(\#\{s \in B : s \in \mathcal{S}\})}.$$

This definition is independent of the reference set B , and so we may write $\tilde{g} = (g | \{0\} \in \mathcal{S})$.

Lemma 3.1. *Let f be a Gaussian field satisfying Assumption 2.1. For $\ell \in \mathbb{R}$ and $\epsilon > 0$, let*

$$\tilde{f}_{[\ell, \ell + \epsilon]} = (f | \{0\} \in S[\ell, \ell + \epsilon])$$

be the Palm distribution of f relative to $S[\ell, \ell + \epsilon]$, the point process of saddle points with level in $[\ell, \ell + \epsilon]$.² Then there exists a random field \tilde{f}_ℓ such that, as $\epsilon \rightarrow 0$, $\tilde{f}_{[\ell, \ell + \epsilon]}$ converges in distribution to \tilde{f}_ℓ in the topology of uniform C^{2+n} convergence on compacts.

It is important to distinguish $\tilde{f}_{[\ell, \ell + \epsilon]}$ from the conditioned field

$$(f(t) | \nabla f(0) = \mathbf{0}, \det \nabla^2 f(0) < 0, f(0) \in [\ell, \ell + \epsilon]),$$

which is defined via the distributional limit

$$\lim_{\delta \rightarrow 0} (f(t) | f_1(0), f_2(0) \in [0, \delta), \det \nabla^2 f(0) < 0, f(0) \in [\ell, \ell + \epsilon]).$$

The latter is sometimes known as ‘vertical window conditioning’, and is the standard way of conditioning on part of a random vector (for a Gaussian vector, this conditioning is given explicitly by Gaussian regression, see [3, Proposition 1.2]). By contrast, the former can be

²This point process is non-degenerate by Lemma A.3.

thought of as ‘horizontal window conditioning’, and corresponds to sampling a ‘typical’ saddle point (i.e. via the counting measure). The difference between these forms of conditioning is elegantly explained in [17].

Using basic properties of Gaussian fields, we can derive explicit representations for $\tilde{f}_{[\ell, \ell+\epsilon]}$ and \tilde{f}_ℓ :

Lemma 3.2. *Let f be a Gaussian field satisfying Assumption 2.1 such that $(f(0), \nabla^2 f(0))$ is a non-degenerate Gaussian vector. Define $\alpha : \mathbb{R}^2 \rightarrow \mathbb{R}$ and $\beta = (\beta_{11}, \beta_{22}, \beta_{12}) : \mathbb{R}^2 \rightarrow \mathbb{R}^3$ to be the unique functions satisfying*

$$\mathbb{E}(f(t)|f(0) = u, \nabla^2 f(0) = \mathbf{u}) = \alpha(t)u + \beta(t) \cdot \mathbf{u}$$

for all $u \in \mathbb{R}$, $\mathbf{u} \in \mathbb{R}^3$, and define

$$\gamma(s, t) := \mathbb{E}(f(s)f(t)|f(0) = 0, \nabla f(0) = \mathbf{0}, \nabla^2 f(0) = \mathbf{0}).$$

Then

$$\tilde{f}_{[\ell, \ell+\epsilon]}(t) = g(t) + z_{[\ell, \ell+\epsilon]} \alpha(t) + Z_{[\ell, \ell+\epsilon]} \cdot \beta(t),$$

where g is a centred Gaussian field with covariance function γ , and $(z_{[\ell, \ell+\epsilon]}, Z_{[\ell, \ell+\epsilon]})$ is an independent random vector with density³

$$p_{(z_{[\ell, \ell+\epsilon]}, Z_{[\ell, \ell+\epsilon]})}(x, X) \propto |\det X| p_{f(0), \nabla^2 f(0)}(x, X) \mathbf{1}_{x \in [\ell, \ell+\epsilon]} \mathbf{1}_{\det X < 0}.$$

Moreover,

$$\tilde{f}_\ell(t) := g(t) + \ell \alpha(t) + Z_\ell \cdot \beta(t)$$

where Z_ℓ is an independent random vector with density

$$p_{Z_\ell}(X) \propto |\det X| p_{f(0), \nabla^2 f(0)}(\ell, X) \mathbf{1}_{\det X < 0}.$$

The functions α , β and γ in Lemma 3.2 can be computed explicitly via Gaussian regression (see [3, Proposition 1.2]). Specifically, define $\mathbf{v}_0 = (f(0), \partial_{xx}f(0), \partial_{yy}f(0), \partial_{xy}f(0))$ and

$$\mathbf{v} = (f(0), \nabla f(0), \partial_{xx}f(0), \partial_{yy}f(0), \partial_{xy}f(0)),$$

and let Σ_0 and Σ be the respective covariance matrices of these vectors. Then

$$(\alpha(t), \beta_{11}(t), \beta_{22}(t), \beta_{12}(t)) = \text{Cov}(f(t), \mathbf{v}_0) \Sigma_0^{-1}$$

and

$$\gamma(s, t) = \text{Cov}(f(s), f(t)) - \text{Cov}(f(s), \mathbf{v}) \Sigma^{-1} \text{Cov}(f(t), \mathbf{v})'.$$

In the case that $(f(0), \nabla^2 f(0))$ is degenerate (which includes the RPW), the representations of $\tilde{f}_{[\ell, \ell+\epsilon]}$ and \tilde{f}_ℓ in Lemma 3.2 must be modified to accommodate this degeneracy; in particular, $\nabla^2 f(0)$ should be considered as a vector consisting of two of its coordinates, chosen so that they are non-degenerate with $f(0)$, and α, β and γ defined accordingly. For simplicity we will not state this representation formally, since for the RPW we state a more precise description below (in Proposition 3.4).

Lemmas 3.1 and 3.2 are essentially derived in [2, Chapter 6]; we repeat this here for completeness, and so that we can extend the the arguments slightly.

³Here and in the proof of this lemma we treat $Z_{[\ell, \ell+\epsilon]}$ interchangeably as the three-dimensional column vector $(Z_{[\ell, \ell+\epsilon], 11}, Z_{[\ell, \ell+\epsilon], 22}, Z_{[\ell, \ell+\epsilon], 12})$ and the symmetric 2×2 matrix $\begin{pmatrix} Z_{[\ell, \ell+\epsilon], 11} & Z_{[\ell, \ell+\epsilon], 12} \\ Z_{[\ell, \ell+\epsilon], 12} & Z_{[\ell, \ell+\epsilon], 22} \end{pmatrix}$; which form we are using will always be clear from context. We also use this convention for Z_ℓ and X (introduced below).

Proof of Lemmas 3.1 and 3.2. We consider the case in which $(f(0), \nabla^2 f(0))$ is non-degenerate, since the degenerate case is similar. Let $T = (t_1, \dots, t_m) \in \mathbb{R}^{2m}$ and $y_1, \dots, y_m \in \mathbb{R}$. Then by the definition of $\tilde{f}_{[\ell, \ell+\epsilon]}$, and the Kac-Rice theorem ([1, Corollary 11.2.2]),

$$\begin{aligned} & \mathbb{P}(\tilde{f}_{[\ell, \ell+\epsilon]}(t_1) \leq y_1, \dots, \tilde{f}_{[\ell, \ell+\epsilon]}(t_m) \leq y_m) \\ &= \frac{\mathbb{E}(\#\{s \in B(1) : \nabla f(s) = \mathbf{0}, \det \nabla^2 f(s) < 0, f(s) \in [\ell, \ell + \epsilon], f(s + t_i) \leq y_i \forall i\})}{\mathbb{E}(\#\{s \in B(1) : \nabla f(s) = \mathbf{0}, \det \nabla^2 f(s) < 0, f(s) \in [\ell, \ell + \epsilon]\})} \\ &= \frac{\mathbb{E}(|\det \nabla^2 f(0)| \mathbf{1}_{f(0) \in [\ell, \ell+\epsilon]} \mathbf{1}_{\det \nabla^2 f(0) < 0} \prod_{i=1}^m \mathbf{1}_{f(t_i) \leq y_i} | \nabla f(0) = \mathbf{0})}{\mathbb{E}(|\det \nabla^2 f(0)| \mathbf{1}_{f(0) \in [\ell, \ell+\epsilon]} \mathbf{1}_{\det \nabla^2 f(0) < 0} | \nabla f(0) = \mathbf{0})} \\ &= \int_{-\infty}^{y_1} \dots \int_{-\infty}^{y_m} \frac{\int_{\mathbb{R}^3} \int_{\ell}^{\ell+\epsilon} |\det X| p_T(x, \mathbf{0}, X, U) \mathbf{1}_{\det X < 0} dx dX}{\int_{\mathbb{R}^3} \int_{\ell}^{\ell+\epsilon} |\det X| p(x, \mathbf{0}, X) \mathbf{1}_{\det X < 0} dx dX} dU_m \dots dU_1, \end{aligned}$$

where p_T and p denote respectively the densities of $(f(0), \nabla f(0), \nabla^2 f(0), f(t_1), \dots, f(t_m))$ and $(f(0), \nabla f(0), \nabla^2 f(0))$. We note that p is non-degenerate since $\nabla f(0)$ is independent of $(f(0), \nabla^2 f(0))$ (this is a standard fact for Gaussian fields with constant variance, see [1, Chapter 5]) and these vectors are non-degenerate by assumption. The density p_T may be degenerate, in which case we think of it as having atomic mass. Rearranging these terms slightly, we can express the joint density of $(\tilde{f}_{[\ell, \ell+\epsilon]}(t_i) : i = 1, \dots, m)$ as

$$\varphi_T^{[\ell, \ell+\epsilon]}(U) := \int_{\mathbb{R}^3} \int_{\ell}^{\ell+\epsilon} \psi_x(X) p_T(x, \mathbf{0}, X, U) / p(x, \mathbf{0}, X) dx dX$$

where

$$\psi_x(X) = \frac{|\det X| p(x, \mathbf{0}, X) \mathbf{1}_{\det X < 0}}{\int_{\mathbb{R}^3} \int_{\ell}^{\ell+\epsilon} |\det X| p(x, \mathbf{0}, X) \mathbf{1}_{\det X < 0} dx dX}.$$

Then the characteristic function of $(\tilde{f}_{[\ell, \ell+\epsilon]}(t_1), \dots, \tilde{f}_{[\ell, \ell+\epsilon]}(t_m))$ is given by

$$(3.2) \quad \hat{\varphi}_T^{[\ell, \ell+\epsilon]}(\theta) = \int_{\mathbb{R}^3} \int_{\ell}^{\ell+\epsilon} \psi_x(X) \int_{\mathbb{R}^m} e^{i\theta \cdot U} p_T(x, \mathbf{0}, X, U) / p(x, \mathbf{0}, X) dU dx dX.$$

The inner integral of equation (3.2) can be calculated by Gaussian regression (see [3, Proposition 1.2]). Specifically, let $A = (\alpha(t_1), \dots, \alpha(t_m))'$, $B = (\beta(t_1), \dots, \beta(t_m))'$ and $\Gamma = (\gamma(t_i, t_j))_{i, j=1, \dots, m}$. Then

$$(f(t_1), \dots, f(t_m) | f(0) = x, \nabla f(0) = \mathbf{0}, \nabla^2 f(0) = X) \sim \mathcal{N}(Ax + BX, \Gamma).$$

Since $p_T(x, \mathbf{0}, X, U) / p(x, \mathbf{0}, X)$ is the probability density of this random variable, we can substitute the characteristic function of a Gaussian vector into (3.2) to give

$$\begin{aligned} \hat{\varphi}_T^{[\ell, \ell+\epsilon]}(\theta) &= \int_{\mathbb{R}^3} \int_{\ell}^{\ell+\epsilon} \psi_x(X) e^{i\theta \cdot (Ax + BX) - \frac{1}{2}\theta' \Gamma \theta} dx dX \\ &= e^{-\frac{1}{2}\theta' \Gamma \theta} \frac{\int_{\mathbb{R}^4} e^{i\theta \cdot (Ax + BX)} |\det X| p(x, \mathbf{0}, X) \mathbf{1}_{x \in [\ell, \ell+\epsilon]} \mathbf{1}_{\det X < 0} dx dX}{\int_{\mathbb{R}^4} |\det X| p(x, \mathbf{0}, X) \mathbf{1}_{x \in [\ell, \ell+\epsilon]} \mathbf{1}_{\det X < 0} dx dX}. \end{aligned}$$

Since the characteristic function of a random vector uniquely specifies its distribution, we identify the distribution of $\tilde{f}_{[\ell, \ell+\epsilon]}$ as that given in the statement of Lemma 3.2 (using the fact that $p(x, \mathbf{0}, X) = p_{f(0), \nabla^2 f(0)}(x, X)$ since $\nabla f(0)$ is independent of $(f(0), \nabla^2 f(0))$).

By inspecting their joint distribution, it is clear that $z_{[\ell, \ell + \epsilon]} \xrightarrow{d} \ell$ and $Z_{[\ell, \ell + \epsilon]} \xrightarrow{d} Z_\ell$ as $\epsilon \rightarrow 0$. We now fix a sequence $\epsilon_i \downarrow 0$, and create a coupling of $f_{[\ell, \ell + \epsilon_i]}$ for each i such that each field consists of the same realisation of g and the sequences $\{z_{[\ell, \ell + \epsilon_i]}\}_{i \in \mathbb{N}}$ and $\{Z_{[\ell, \ell + \epsilon_i]}\}_{i \in \mathbb{N}}$ converge almost surely. Since $K \in C^{2+\eta'}(\mathbb{R}^2)$, the same is true of α , β and γ and hence $g \in C^{2+\eta}(\mathbb{R}^2)$ almost surely for the choice of $\eta \in (0, \eta'/4)$ made at the beginning of Section 2 (Kolmogorov's theorem [3, Proposition 1.16]). It is therefore clear that the coupled fields $f_{[\ell, \ell + \epsilon_i]}$ converge almost surely in the $C^{2+\eta}$ topology uniformly on compact sets as $i \rightarrow \infty$ to \tilde{f}_ℓ . This completes the proof of the lemmas. \square

We now present simpler descriptions for \tilde{f}_ℓ in the case of isotropic fields. In this case it is quite natural to express the Hessian component Z_ℓ in terms of its eigenvalues $\lambda_1 < \lambda_2$ and the direction of the first eigenvector θ . Recall the parameter $\chi = -k'(0)/\sqrt{k''(0)} \in (0, \sqrt{2}]$, where $K(t) = k(|t|^2)$. Again we must distinguish the case in which $(f(0), \nabla^2 f(0))$ is degenerate, which corresponds to $\chi = \sqrt{2}$ and implies that f is (a rescaled version of) the RPW.

Proposition 3.3. *Let f be an isotropic field satisfying Assumption 2.1 such that $\chi < \sqrt{2}$. Then*

$$\tilde{f}_\ell(t) = g(t) + \ell\alpha(t) + \lambda_1 b_1(t, \theta) + \lambda_2 b_2(t, \theta),$$

where g, α and β are as in Lemma 3.2,

$$\begin{aligned} b_1(t, \theta) &= \cos^2(\theta)\beta_{11}(t) + \sin^2(\theta)\beta_{22}(t) + \sin(\theta)\cos(\theta)\beta_{12}(t) \\ b_2(t, \theta) &= \sin^2(\theta)\beta_{11}(t) + \cos^2(\theta)\beta_{22}(t) + \sin(\theta)\cos(\theta)\beta_{12}(t), \end{aligned}$$

θ is an independent random variable uniform on $[0, 2\pi)$, and (λ_1, λ_2) is an independent random vector with density

$$q_\ell(x, y) \propto |x|y(y-x)\mathbf{1}_{y>0>x} \exp\left(-\frac{1}{2\sigma^2}((x-\mu\ell)^2 + (y-\mu\ell)^2 + 2\tau(x-\mu\ell)(y-\mu\ell))\right),$$

where

$$\mu = 2k'(0), \quad \sigma^2 = \frac{16k''(0)(2-\chi^2)}{3-\chi^2} \quad \text{and} \quad \tau = \frac{\chi^2-1}{3-\chi^2}.$$

Proof. Recall the random vector Z_ℓ from Lemma 3.2, which we view as a 2×2 symmetric matrix. Let $\lambda_1 < \lambda_2$ be the eigenvalues of Z_ℓ , and let θ be the angle of the eigenvector associated to λ_1 . If h denotes the bijection which maps Z_ℓ to $\Lambda := (\lambda_1, \lambda_2, \theta)$, then for any Borel set A

$$\mathbb{P}(\Lambda \in h(A)) = \frac{\mathbb{E}(|\det \nabla^2 f(0)| \mathbf{1}_{\det \nabla^2 f(0) < 0, \nabla^2 f(0) \in A} | f(0) = \ell)}{\mathbb{E}(|\det \nabla^2 f(0)| \mathbf{1}_{\det \nabla^2 f(0) < 0} | f(0) = \ell)}.$$

Since f is isotropic and $(f(0), \nabla^2 f(0))$ is non-degenerate, [11] derives the density of the ordered eigenvalues of $(\nabla^2 f(0) | f(0) = \ell)$ and their direction as that given above. \square

Proposition 3.4. *Let f be the Random Plane Wave. Then*

$$\tilde{f}_\ell(t) = g(t) + \ell\alpha(t) + Z^\ell \cdot \beta(t),$$

where g is a centred Gaussian field with covariance function γ (defined as in Lemma 3.2), α, β are defined as

$$\begin{aligned}\alpha(t) &= J_0(|t|) + 2 \frac{t_1^2 - t_2^2}{|t|^2} J_2(|t|) \\ \beta_{11}(t) &= 4 \frac{t_1^2 - t_2^2}{|t|^2} J_2(|t|), \quad \beta_{12}(t) = 8 \frac{t_1 t_2}{|t|^2} J_2(|t|),\end{aligned}$$

and $Z^\ell = (Z_{11}^\ell, Z_{12}^\ell)^t$ is an independent random vector with density

$$\psi_\ell(x, y) \propto (x(x + \ell) + y^2) \mathbb{1}_{(x(x+\ell)+y^2) > 0} p_{f(0), f_{11}(0), f_{12}(0)}(\ell, x, y).$$

In particular, the one-point distribution of $\tilde{f}_\ell(t)$ is

$$\tilde{f}_\ell(t) \stackrel{d}{=} g(|t|) + \ell(J_0(|t|) + 2 \cos(2\theta)J_2(|t|)) + \lambda \cdot 4 \cos(2\theta)J_2(|t|),$$

where (θ, λ) is an independent random vector with density

$$(3.3) \quad p_{\lambda, \theta}(x, y) \propto x(x + \ell)(2x + \ell)e^{-4x(x+\ell)} \mathbb{1}_{x > \max\{0, -\ell\}} \mathbb{1}_{y \in [0, 2\pi]}.$$

Proof. The representation

$$\tilde{f}_\ell(t) = g(t) + \ell\alpha(t) + Z^\ell \cdot \beta(t)$$

follows from an argument similar to that used to prove Lemma 3.2. The functions α and β can be explicitly calculated using Gaussian regression (see [3, Proposition 1.2] for example). Next we note that $(Z_{11}^\ell, Z_{12}^\ell)$ is supported on the region for which

$$\det \begin{pmatrix} Z_{11}^\ell & Z_{12}^\ell \\ Z_{12}^\ell & -Z_{11}^\ell - \ell \end{pmatrix} < 0.$$

Therefore this matrix almost surely has a unique, positive eigenvalue λ and direction θ . By explicitly diagonalising this matrix, we obtain a formula for λ and θ :

$$\begin{aligned}Z_{11}^\ell + \ell/2 &= (\lambda + \ell/2) \cos(2\theta) \\ Z_{12}^\ell &= (\lambda + \ell/2) \sin(2\theta).\end{aligned}$$

By the standard change of variable formula (and explicitly evaluating ψ_ℓ in terms of the covariance of the RPW) we can calculate the joint density of (λ, θ) to be equal to the expression in (3.3). To evaluate the one-point distribution, we simply set $t_2 = 0$. \square

4. DIFFERENTIABILITY OF EXCURSION/LEVEL SET FUNCTIONALS

In this section we prove the results stated in Section 2.1. We begin by studying the space $C_{\text{Reg}}^{2+\eta}$ of functions $h \in C^{2+\eta}(\mathbb{R}^2)$ which have a non-degenerate critical point at the origin and no other critical points at level $h(0)$. We will also use the space $C_{\text{Reg}}^{2+\eta}(R)$ which is the set of all $h \in C_{\text{Reg}}^{2+\eta}$ such that $h(0)$ is not a critical level of $h|_{\partial B(R)}$. We endow these spaces with the $C_{\text{loc}}^{2+\eta}$ topology.

By showing that $\tilde{f}_\ell \in C_{\text{Reg}}^{2+\eta}(R)$ almost surely, we prove that \tilde{f}_ℓ having an upper (or lower) connected saddle point in a compact region is a continuity event, from this we deduce Theorem 2.11 (with the other results following as consequences).

Lemma 4.1. *If $h \in C_{\text{Reg}}^{2+\eta}$ has a saddle point at the origin, then this saddle point is either upper connected, lower connected or an infinite four-arm saddle.*

Proof. For a small enough neighbourhood B of the origin, the level set $\{h = h(0)\}$ in $B \setminus \{0\}$ consists of four curves that connect 0 to ∂B (the Morse lemma [20, Lemma 2.2]). If the connected components of these curves in $\mathbb{R}^2 \setminus B$ are all unbounded, the saddle point must be infinite four-arm. If one of them is finite, then by the implicit function theorem it is a simple C^1 curve joining two points on ∂B . Hence the saddle point is either upper connected (if the field takes values larger than $h(0)$ on the outer boundary of the loop) or lower connected (if the field takes values smaller than $h(0)$ on the outer boundary of the loop). \square

We now consider saddle points which are upper or lower connected in a compact domain. Specifically, for a C^2 function h with a saddle point $x_0 \in B(R)$ we say that x_0 is *R-lower connected* if it is in the closure of only one component of $\{x \in B(x_0, R) : h(x) < h(x_0)\}$. We make an analogous definition for *R-upper connected* saddles.

Lemma 4.2. *Let $s^-(R)$ be the subset of functions $h \in C_{\text{Reg}}^{2+\eta}(R)$ such that the origin is an R-lower connected saddle point of h , then $s^-(R)$ is open and closed in $C_{\text{Reg}}^{2+\eta}(R)$. The same is true for the set $s^+(R)$ of functions with R-upper connected saddle points.*

Proof. Let $h \in C_{\text{Reg}}^{2+\eta}(R)$ have a saddle point at the origin which is R-lower connected; we will find a neighbourhood around h which contains only functions with such saddle points at the origin. First we choose $r \in (0, 1)$ sufficiently small that h has a four-arm saddle in $B(r)$. Since the origin is a non-degenerate saddle point for h , $\nabla^2 h(0)$ has eigenvalues $\lambda_1 < 0 < \lambda_2$ and corresponding eigenvectors v_1, v_2 . We now choose a neighbourhood $N_1 \subset C_{\text{Reg}}^{2+\eta}(R)$ of h (in the topology of uniform $C^{2+\eta}$ convergence) such that for all $g \in N_1$,

$$\partial_{v_1, v_1} g(0) < \lambda_1/2 \quad \text{and} \quad \partial_{v_2, v_2} g(0) > \lambda_2/2.$$

This ensures that each function in N_1 also has a saddle point at the origin.

Next we choose $N_2 \subset C_{\text{Reg}}^{2+\eta}(R)$ such that for each $g \in N_2$, $\|g\|_{2+\eta} \leq 2\|h\|_{2+\eta}$. We consider the four line segments joining 0 to $\partial B(r)$ parallel to v_1 and v_2 and we reduce r relative to $\|h\|_{2+\eta}$ so that for each $g \in N_1 \cap N_2$, the directional derivative of g on this line segment (parallel to the line segment) has constant sign. This ensures that for each such g the saddle point at the origin is four-arm in $B(r)$.

There exist two connected subsets A_1, A_2 of $\partial B(r)$ such that $\overline{h} < h(0) - 3\epsilon$ on $A_1 \cup A_2$ for some $\epsilon > 0$ and A_1 and A_2 are in different components of $\overline{B(r)} \cap \{h < h(0)\}$ (see Figure 4). We next choose a neighbourhood $N_3 \subset C_{\text{Reg}}^{2+\eta}(R)$ of h such that A_1 and A_2 have the same properties for any function $g \in N_3$ with 3ϵ replaced by 2ϵ and $|g(0) - h(0)| < \epsilon$.

By definition of a saddle being R-lower connected, there is a curve γ in $B(R)$ joining A_1 to A_2 in $\{h < h(0)\}$ and h is bounded above by $h(0) - 3\delta$ on γ for some $\delta > 0$. Since γ is compact we can find a neighbourhood N_4 such that $g < h(0) - 2\delta$ on γ for all $g \in N_4$ and $|h(0) - g(0)| < \delta$. Combining these observations, we see that $N := N_1 \cap N_2 \cap N_3 \cap N_4$ is a neighbourhood of h (in $C_{\text{Reg}}^{2+\eta}(R)$) and any $g \in N$ has a saddle point at the origin which is lower connected in $B(R)$ and so the set of functions with such saddle points is open, as required.

The set $C_{\text{Reg}}^{2+\eta}$ can be partitioned into sets of functions which have either a local maxima, a local minima, a saddle point which is four-arm in $B(R)$ or a saddle point which is R-upper/lower connected at the origin. Arguments which are very similar to those above show

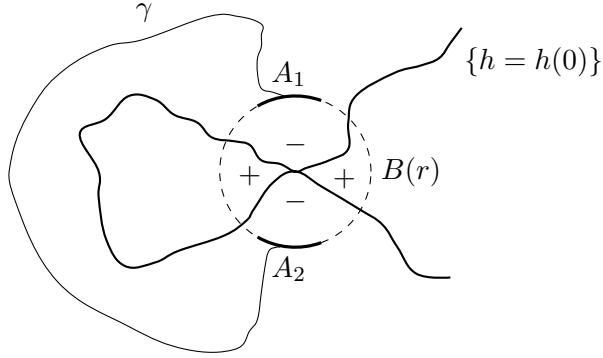


FIGURE 4. Approximating an R -lower connected saddle point in the $C^{2+\eta}(\overline{B(R)})$ topology.

that each of these subsets is open, hence proving the statement of the lemma. (For saddle points which are four-arm in $B(R)$, we use the fact that $h(0)$ is not a critical level of $h|_{\partial B(R)}$ which implies that the four level lines emanating from the origin intersect $\partial B(R)$ at different points.) \square

We next confirm that $\tilde{f}_\ell \in C_{\text{Reg}}^{2+\eta}(R)$ almost surely:

Lemma 4.3. *If f is a Gaussian field satisfying Assumptions 2.1 and 2.7, then for any $\ell \in \mathbb{R}$ and $R > 0$, $\tilde{f}_\ell \in C_{\text{Reg}}^{2+\eta}(R)$ almost surely.*

Proof. To simplify the presentation we shall assume that $(f(0), \nabla^2 f(0))$ is non-degenerate, since the degenerate case is similar. Recall the representation of \tilde{f}_ℓ in Lemma 3.2. By the definitions of α, β and γ , \tilde{f}_ℓ is almost surely in $C^{2+\eta}(\mathbb{R}^2)$, and has a critical point at the origin at level ℓ . By evaluating the second order derivatives of α, β and γ , it follows that $\nabla^2 \tilde{f}_\ell(0) = Z_\ell$. Since the density of Z_ℓ is identically zero on the region where its determinant is zero, $\det \nabla^2 \tilde{f}_\ell(0) \neq 0$ almost surely, and so the critical point at the origin is non-degenerate.

Next we show that \tilde{f}_ℓ almost surely has no other critical points at level ℓ . Let $T_n = \overline{B(n)} \setminus B(\frac{1}{n})$ and consider $(\nabla \tilde{f}_\ell, \tilde{f}_\ell - \ell) : T_n \rightarrow \mathbb{R}^3$. Bulinskaya's lemma ([1, Lemma 11.2.10]) states that \tilde{f}_ℓ almost surely has no critical points at level ℓ in T_n provided the univariate densities of $(\nabla \tilde{f}_\ell(t), \tilde{f}_\ell(t))$ are bounded in a neighbourhood of $(0, \ell)$ uniformly over $t \in T_n$. Since g and Z_ℓ are independent, the density of $(\nabla \tilde{f}_\ell(t), \tilde{f}_\ell(t))$ is given by the convolution

$$\begin{aligned} p_{\nabla \tilde{f}_\ell(t), \tilde{f}_\ell(t)}(\mathbf{x}) &= \int_{\mathbb{R}^3} p_{\nabla g(t), g(t)}(\mathbf{x} - \mathbf{u}) p_{\nabla(Z_\ell \cdot \beta(t) + \ell \alpha(t)), Z_\ell \cdot \beta(t) + \ell \alpha(t)}(\mathbf{u}) d\mathbf{u} \\ &\leq \sup_{\mathbf{x} \in \mathbb{R}^3} p_{\nabla g(t), g(t)}(\mathbf{x}) \int_{\mathbb{R}^3} p_{\nabla(Z_\ell \cdot \beta(t) + \ell \alpha(t)), Z_\ell \cdot \beta(t) + \ell \alpha(t)}(\mathbf{u}) d\mathbf{u} \\ &= \sup_{\mathbf{x} \in \mathbb{R}^3} p_{\nabla g(t), g(t)}(\mathbf{x}). \end{aligned}$$

Therefore, to show that $p_{\nabla \tilde{f}_\ell(t), \tilde{f}_\ell(t)}$ is bounded, it is sufficient to show that the density of $(\nabla g(t), g(t))$ is bounded uniformly in t . Since these densities are Gaussian, this is equivalent to showing that the determinant of the covariance matrix of $(\nabla g(t), g(t))$ is bounded away

from 0 on T_n . However this is the determinant of

$$\text{Cov} \left((f(t), \nabla f(t)) \mid f(0), \nabla f(0), \nabla^2 f(0) \right)$$

which is non-degenerate for each $t \in T_n$ by Assumption 2.7. Since this determinant is continuous in t , it is bounded away from 0 on the compact set T_n . Taking the countable union of T_n for $n \in \mathbb{N}$ then shows that \tilde{f}_ℓ almost surely has no critical points at level ℓ in $\mathbb{R}^2 \setminus \{0\}$.

To verify that $\tilde{f}_\ell|_{\partial B(R)}$ almost surely has no critical points at level ℓ , we apply an identical argument to

$$\left(\begin{pmatrix} -\sin(\theta) \\ \cos(\theta) \end{pmatrix} \cdot \nabla \tilde{f}_\ell(y), \tilde{f}_\ell(y) \right)$$

where $y = (R \cos(\theta), R \sin(\theta))$. This completes the proof that $\tilde{f}_\ell \in C_{\text{Reg}}^{2+\eta}(R)$ almost surely. \square

We are now ready to prove Theorem 2.11. Let $N_{s^-}^{(R)}[\ell_1, \ell_2]$ denote the number of R -lower connected saddle points of f in $B(1)$ with height in $[\ell_1, \ell_2]$. If $N_{s^-}^{(R)}$ is replaced with N_{s^-} or N_s , we make a corresponding definition for lower connected saddle points or saddle points respectively. Recall that $s^-(R)$ is the subset of functions in $C_{\text{Reg}}^{2+\eta}(R)$ with an R -lower connected saddle point at the origin. We also define s^- and s^+ to be the subsets of $C_{\text{Reg}}^{2+\eta}$ with lower and upper connected saddle points at the origin respectively.

Proof of Theorem 2.11. Let f be a field satisfying Assumptions 2.1 and 2.7. The first step is to show that $p_{s^-}^*$ is lower semi-continuous by expressing it as the pointwise supremum of a sequence of continuous functions. Let $\ell \in \mathbb{R}$ and $\epsilon > 0$ and we now fix $R > 0$. By the definition of $\tilde{f}_{[\ell, \ell+\epsilon]}$ (recall (3.1))

$$\frac{\mathbb{E}(N_{s^-}^{(R)}[\ell, \ell + \epsilon])}{\mathbb{E}(N_s[\ell, \ell + \epsilon])} = \mathbb{P}(\tilde{f}_{[\ell, \ell+\epsilon]} \in s^-(R)).$$

By Lemma 3.1, $\tilde{f}_{[\ell, \ell+\epsilon]}$ converges in distribution to \tilde{f}_ℓ (in the $C_{\text{loc}}^{2+\eta}$ topology) as $\epsilon \rightarrow 0$, and since having a saddle point at the origin which is R -lower connected is a continuity event for \tilde{f}_ℓ (Lemmas 4.2 and 4.3), the portmanteau lemma implies that

$$\mathbb{P}(\tilde{f}_{[\ell, \ell+\epsilon]} \in s^-(R)) \rightarrow \mathbb{P}(\tilde{f}_\ell \in s^-(R))$$

as $\epsilon \rightarrow 0$. By inspecting the form of p_{Z_ℓ} it is clear that $\tilde{f}_\ell \xrightarrow{d} \tilde{f}_{\ell_0}$ as $\ell \rightarrow \ell_0$ in the $C_{\text{loc}}^{2+\eta}$ topology. So by applying the portmanteau lemma again, we see that $\mathbb{P}(\tilde{f}_\ell \in s^-(R))$ is continuous in ℓ . Hence the function

$$(4.1) \quad p_{s^-}^{(R)}(\ell) := p_s(\ell) \mathbb{P}(\tilde{f}_\ell \in s^-(R)),$$

is continuous in ℓ . Now note that

$$\frac{1}{\epsilon} \mathbb{E}(N_{s^-}^{(R)}[\ell, \ell + \epsilon]) = \frac{\mathbb{E}(N_s[\ell, \ell + \epsilon])}{\epsilon} \frac{\mathbb{E}(N_{s^-}^{(R)}[\ell, \ell + \epsilon])}{\mathbb{E}(N_s[\ell, \ell + \epsilon])} \rightarrow p_{s^-}^{(R)}(\ell)$$

as $\epsilon \rightarrow 0$ (by Proposition 2.5). Hence $\mathbb{E}(N_{s^-}^{(R)}[-\infty, \ell])$ is differentiable in ℓ with derivative $p_{s^-}^{(R)}(\ell)$. We now allow R to vary; since $s^-(R)$ is non-decreasing in R for each ℓ , we deduce

that $p_{s^-}^{(R)}$ is also non-decreasing in R for each ℓ . Noting that these densities are bounded above by $p_s(\ell)$, we apply dominated convergence to (4.1) to verify that

$$p_{s^-}^*(\ell) = \lim_{R \rightarrow \infty} p_{s^-}^{(R)}(\ell)$$

for each $\ell \in \mathbb{R}$. Hence $p_{s^-}^*$ is indeed a pointwise supremum of continuous functions, and so is lower semi-continuous.

We next prove that $p_{s^-}^* = p_{s^-}$ almost everywhere. Let $A \subset \mathbb{R}$ be any Borel set. Then since $|p_{s^-}^* - p_{s^-}|$ is bounded, by dominated convergence

$$\begin{aligned} \int_{A \cap [-n, n]} p_{s^-}(x) - p_{s^-}^*(x) dx &= \lim_{R \rightarrow \infty} \int_{A \cap [-n, n]} p_{s^-}(x) - p_{s^-}^{(R)}(x) dx \\ &= \lim_{R \rightarrow \infty} \mathbb{E} \left(N_{s^-}(A \cap [-n, n]) - N_{s^-}^{(R)}(A \cap [-n, n]) \right) = 0, \end{aligned}$$

where in the last line we have used the definition of p_{s^-} , the fundamental theorem of calculus applied to $\mathbb{E}(N_{s^-}^{(R)}[-\infty, \ell])$, and then dominated convergence once again. Taking n to infinity shows that $p_{s^-}^* = p_{s^-}$ almost everywhere on A , and since A was arbitrary we conclude that these densities are equal almost everywhere.

To finish the proof we show that the condition (2.5) that \tilde{f}_ℓ does not have an infinite four-arm saddle, implies the continuity of $p_{s^-}^*$. Observe that, by repeating the arguments above, we may define the lower semi-continuous function

$$p_{s^+}^*(\ell) := p_s(\ell) \mathbb{P}(\tilde{f}_\ell \in s^+)$$

which is a version of p_{s^+} . By Lemmas 4.1 and 4.3, the saddle point of \tilde{f}_ℓ at the origin must be either upper connected, lower connected or an infinite four-arm saddle. Therefore

$$(4.2) \quad \mathbb{P}(\tilde{f}_\ell \text{ has an infinite four-arm saddle}) = 1 - \mathbb{P}(\tilde{f}_\ell \in s^+ \cup s^-) = 1 - \frac{p_{s^+}^*(\ell)}{p_s(\ell)} - \frac{p_{s^-}^*(\ell)}{p_s(\ell)}.$$

(Note that $p_s(\ell) > 0$ by Lemma A.3.) Now suppose that (2.5) holds, i.e., for all $\ell \in (a, b)$, \tilde{f}_ℓ almost surely does not have an infinite four-arm saddle point at the origin. By (4.2) we see that $p_{s^+}^*(\ell) = p_s(\ell) - p_{s^-}^*(\ell)$ for all $\ell \in (a, b)$. Since $p_{s^+}^*$ is lower semi-continuous (and p_s is continuous), we deduce that $p_{s^-}^*$ is upper semi-continuous on (a, b) . Hence we have shown that $p_{s^-}^*$ is both upper and lower semi-continuous on (a, b) , which completes the result. \square

As mentioned previously, Theorem 2.10 follows from Theorem 2.11 once we verify condition (2.5). This is done in the next lemma:

Lemma 4.4. *Let f be a Gaussian field satisfying Assumptions 2.1 and 2.7–2.9. Then for every $\ell \in \mathbb{R}$ and $r > 0$,*

$$\mathbb{P}(\tilde{f}_\ell \in \text{Arm}_\ell(r, R)) \rightarrow 0$$

as $R \rightarrow \infty$. In particular, for all $\ell \in \mathbb{R}$, \tilde{f}_ℓ almost surely does not have an infinite four-arm saddle point at the origin.

Proof. By Assumption 2.8 and Lemma A.2 we know that $(f(0), \nabla^2 f(0))$ is non-degenerate. Recall the representation for \tilde{f}_ℓ in Lemma 3.2

$$\tilde{f}_\ell = g + \ell\alpha + Z_\ell \cdot \beta,$$

and recall also the explicit expressions for α, β and the covariance of g derived after this lemma. Since this covariance is expressed as the difference of two positive definite functions, if we let f_1 be a centred Gaussian field with covariance

$$K_1(s, t) = \text{Cov}(f(s), \mathbf{v}) \Sigma^{-1} \text{Cov}(f(t), \mathbf{v})',$$

then we can decompose $g = f - f_1$, where f_1 and f are independent. Since K_1 can be expressed as a linear combination of $\partial^{k_1} K(s) \partial^{k_2} K(t)$, for $|k_1|, |k_2| \leq 2$, by Assumption 2.8 there exists $c_1, \nu > 0$ such that, for all $r > 1$,

$$(4.3) \quad \sup_{s, t \notin B(r)} \sup_{|k| \leq 2} |\partial^k K_1(s, t)| \leq c_1 |r|^{-2(1+\nu)}.$$

Moreover, since α, β can be expressed as a linear combination of $\partial^k K(t)$, for $|k| \leq 2$, by Assumption 2.8 there exists $c_2, \nu > 0$ such that

$$(4.4) \quad \sup_{|t| > r} |\alpha(t)| \leq c_2 |r|^{-(1+\nu)} \quad \text{and} \quad \sup_{|t| > r} \|\beta(t)\|_\infty \leq c_2 |r|^{-(1+\nu)}.$$

Now, we apply a Cameron-Martin argument to the unconditional field f . In particular, by [21, Corollary 3.7] (valid by the assumption on the spectral density in Assumption 2.8, and since $\text{Arm}_\ell(r, R)$ is an increasing event with respect to the field) there exists $c_3, r_0 > 0$ such that for all $r > r_0$ the following holds: if F is a random field coupled with f such that

$$\mathbb{P}(\|f - F\|_{\infty, A(r, R)} \geq \epsilon) \leq \delta$$

then

$$(4.5) \quad \mathbb{P}(F \in \text{Arm}_\ell(r, R)) \leq \mathbb{P}(f \in \text{Arm}_\ell(r, R)) + \delta + c_3 R \epsilon.$$

We will apply this bound to $F = \tilde{f}_\ell$. Note that, by the union bound,

$$(4.6) \quad \begin{aligned} & \mathbb{P}(\|f - \tilde{f}_\ell\|_{\infty, A(r, R)} \geq \epsilon) \\ & \leq \mathbb{P}(\|\ell\alpha + Z_\ell \cdot \beta\|_{\infty, A(r, R)} \geq \epsilon/2) + \mathbb{P}(\|f_1\|_{\infty, A(r, R)} \geq \epsilon/2) \\ & \leq \mathbb{1}\{\ell\|\alpha\|_{\infty, A(r, R)} \geq \epsilon/8\} + \sum_{i \in \{11, 12, 22\}} \mathbb{P}(\|Z_{\ell, i}\|\|\beta_i\|_{\infty, A(r, R)} \geq \epsilon/8) \\ & \quad + \mathbb{P}(\|f_1\|_{\infty, A(r, R)} \geq \epsilon/2). \end{aligned}$$

We will show that, for a suitable choice of $r = r_R \rightarrow \infty$ and $\epsilon = \epsilon_R \rightarrow 0$, the three terms in (4.6) all decay to zero as $R \rightarrow \infty$.

By (4.4), and since $Z_{\ell, i}$ is almost surely finite, the first two terms in (4.6) converge to zero as long as $\epsilon r^{1+\nu} \rightarrow \infty$. If we assume this convergence is sufficiently fast (to be specified below) then it is a standard estimate for the norm of a Gaussian field that the third term of (4.6) also converges to zero. This argument is essentially the same as [21, Lemma 3.12], but our setting is slightly different so we give a complete proof.

We turn to the third term. Let $B_x(1)$ denote the ball of radius 1 centred at x . Let $A(r, R)$ denote the annulus of inner radius r and outer radius R . Covering $A(r, R)$ with $O(R^2)$ unit balls, and by the union bound,

$$\mathbb{P}(\|f_1\|_{\infty, A(r, R)} \geq \epsilon/2) \leq c_3 R^2 \sup_{x \in A(r, R)} \mathbb{P}(\|f_1\|_{\infty, B_x(1)} \geq \epsilon/2).$$

By the Borell–TIS inequality ([1, Theorem 2.1.1]), for all $u > 0$,

$$\mathbb{P}(\|f_1\|_{\infty, B_x(1)} \geq m_x + u) \leq 2e^{-u^2/(2\sigma_x^2)},$$

where

$$m_x = \mathbb{E}[\|f_1\|_{\infty, B_x(1)}] \quad \text{and} \quad \sigma_x^2 = \sup_{y \in B_x(1)} K_1(y, y).$$

By Kolmogorov's theorem [22, A.9], there is a $c_4 > 0$ such that

$$m_x < c_4 \sup_{s, t \in B_x(1)} \sup_{|\alpha_1|, |\alpha_2| \leq 1} \left(\partial^{\alpha_1, \alpha_2} K_1(s, t) \right)^{1/2}.$$

Since, by (4.3),

$$\sup_{x \in A(r, R)} m_x < c_5 r^{-1-\nu} \quad \text{and} \quad \sup_{x \in A(r, R)} \sigma_x^2 < c_5 r^{-2-2\nu}.$$

Taking $u = \epsilon/4$ and assuming that $\epsilon/4 > c_5 r^{-1-\nu}$ we have

$$\mathbb{P}(\|f_1\|_{\infty, A(r, R)} \geq \epsilon/2) \leq 2c_6 R^2 \exp(-c_7 \epsilon^2 r^{2+2\nu}).$$

To finish, we take

$$r = \frac{R}{\log(R)} \quad \text{and} \quad \epsilon = \frac{1}{R \log(R)}$$

and observe that for this choice the right hand side of the estimate above converges to 0 as $R \rightarrow \infty$. Combining all of these estimates together we have that the right hand side of (4.6) tends to zero as $R \rightarrow \infty$.

Substituting into (4.5), and noting that $r/R \rightarrow 0$ and $R\epsilon \rightarrow 0$ as $R \rightarrow \infty$, proves that $\mathbb{P}(\tilde{f}_\ell \in \text{Arm}_\ell(r, R))$ can be made arbitrarily small. Since this event is increasing in r , this completes the proof of the lemma. \square

Proof of Theorem 2.10. This is immediate from Theorem 2.11 and Lemma 4.4. \square

To end the section we prove the remaining results stated in Section 2.1, namely Corollary 2.12 and Proposition 2.14.

Proof of Corollary 2.12. By [6, Lemmas 1 and 4], $\mathbb{E}(N_{4\text{-arm}}(R)) = O(R)$ as $R \rightarrow \infty$, so it suffices to prove the other bound here. Recall that $A(R-r, R)$ denotes the annulus of inner radius $R-r$ and outer radius R . We first note that for any $1 < r < R$

$$N_{4\text{-arm}}(R, [a_R, b_R]) \leq N_c(A(R-r, R), [a_R, b_R]) + N_{4\text{-arm}, r}(B(R-r), [a_R, b_R])$$

where, by a slight abuse of notation, $N_c(A(R-r, R), [a_R, b_R])$ denotes the number of critical points in $A(R-r, R)$ which have level in $[a_R, b_R]$, and $N_{4\text{-arm}, r}(B(R-r), [a_R, b_R])$ denotes the number of saddle points $t \in B(R-r)$ which are four-arm in $B(t, r)$ and have level in $[a_R, b_R]$. Using the Kac-Rice theorem ([1, Corollary 11.2.2]) and the independence of $(f(0), \nabla^2 f(0))$ and $\nabla f(0)$

$$\begin{aligned} & \mathbb{E}(N_c(A(R-r, R), [a_R, b_R])) \\ &= \int_{A(R-r, R)} \mathbb{E}(|\det(\nabla^2 f(0))| \mathbb{1}_{f(0) \in [a_R, b_R]} |\nabla f(0) = \mathbf{0}| p_{\nabla f(0)}(0)) dt \\ (4.7) \quad &= c_1 (R^2 - (R-r)^2) \int_{a_R}^{b_R} \mathbb{E}(|\det(\nabla^2 f(0))| |f(0) = x) p_{f(0)}(x) dx \\ &\leq c_2 Rr \cdot (b_R - a_R) \end{aligned}$$

for some $c_1, c_2 > 0$ independent of R . By stationarity of f

$$(4.8) \quad \begin{aligned} \mathbb{E}(N_{4\text{-arm},r}(B(R-r), [a_R, b_R])) &\leq R^2 \mathbb{E}(N_{4\text{-arm},r}(B(1), [a_R, b_R])) \\ &= \pi R^2 \int_{a_R}^{b_R} p_s(x) - p_{s^-}^{(r)}(x) - p_{s^+}^{(r)}(x) dx \end{aligned}$$

where $p_{s^-}^{(r)}$ and $p_{s^+}^{(r)}$ are the continuous functions defined as in the proof of Theorem 2.11. In this proof it is shown that as $r \rightarrow \infty$, $p_{s^-}^{(r)} + p_{s^+}^{(r)}$ converges pointwise monotonically to $p_{s^-}^* + p_{s^+}^* = p_s$ which is continuous. Therefore by Dini's theorem this convergence is uniform on $[a, b]$ and so for any $\epsilon > 0$ taking r sufficiently large relative to ϵ ensures that the right hand side of (4.8) is bounded above by $\epsilon R^2(b_R - a_R)$. If we choose r depending on R such that $r \rightarrow \infty$ but $r/R \rightarrow 0$ as $R \rightarrow \infty$, then combining (4.7) and (4.8) proves the corollary. \square

Proof of Proposition 2.14. By Theorem 2.6 and the identities in Proposition 2.5,

$$(4.9) \quad c_{LS}(\ell) = c_{ES}(\ell) + c_{ES}(-\ell).$$

Let us also consider the function

$$(4.10) \quad h(\ell) = c_{ES}(\ell) - c_{ES}(-\ell),$$

which can be shown via explicit calculation (see [6, Corollary 2]) to be equal to the C^1 function

$$h(\ell) = \sqrt{|\det \nabla^2 K(0)|} \frac{\ell}{(2\pi)^{3/2}} e^{-\ell^2/2}.$$

If $c_{LS}(0) = 0$, then by the non-negativity of c_{ES} it follows from (4.9) that $c_{ES}(0) = 0$. Similarly, if c_{LS} is continuously differentiable at 0, then by (4.9) and continuous differentiability of h , c_{ES} is also continuously differentiable at 0.

It remains to show that if c_{ES} is continuously differentiable at 0 then $c_{ES}(0) \neq 0$.

Suppose for the sake of contradiction that $c_{ES}(0) = 0$. Then by the non-negativity of c_{ES} , we have $c'_{ES}(0) = 0$. Hence, by (4.10), $h'(\ell) = 0$. Since h has critical points only at $\ell = \pm 1$, we have derived the necessary contradiction. \square

Remark 4.5. The above argument actually shows that $c_{LS}(\ell) > 0$ for all $\ell \neq \pm 1$ (although it apparently says nothing about the positivity of $c_{ES}(\ell)$ for $\ell \neq 0$).

5. MONOTONICITY RESULTS

In this section we prove the monotonicity results stated in Section 2.2. The main intermediate step is to show that the finite-dimensional projections of $\tilde{f}_\ell - \ell$ are stochastically decreasing in ℓ , which we do in the next section.

5.1. Stochastic monotonicity. Our analysis differs depending on whether the field is the RPW or a general isotropic field satisfying Assumption 2.15, the RPW case being somewhat simpler.

5.1.1. *Stochastic monotonicity for the RPW.* Let f be the RPW. The first step is to show, via explicit calculation, that $\tilde{f}_\ell - \ell$ is stochastically decreasing in ℓ at every point.

By Proposition 3.4, \tilde{f}_ℓ has the distribution

$$(5.1) \quad \tilde{f}_\ell(t) \stackrel{d}{=} g(t) + \ell(J_0(t_1) + 2 \cos(2\theta)J_2(t_1)) + \lambda \cdot 4 \cos(2\theta)J_2(t_1)$$

for the random vector (θ, λ) defined in that proposition. To simplify notation, we define

$$\begin{aligned} a &:= a(t, \theta) = 1 - J_0(t_1) - 2 \cos(2\theta)J_2(t_1) \\ b &:= b(t, \theta) = 4 \cos(2\theta)J_2(t_1). \end{aligned}$$

The key fact leading to stochastic monotonicity is that, by Lemma 5.1 below, $a = a(t, \theta) \geq 0$ for all t and θ . This is equivalent to the statement that for all $t \in \mathbb{R}^2$

$$\alpha(t) = \mathbb{E}(f(t) \mid f(0) = 1, f_{11}(0) = f_{12}(0) = 0) \leq 1.$$

For general isotropic fields, we show in Lemma 5.6 that Assumption 2.15 implies $\alpha(t) \leq 1$ (recall that α has a slightly different definition in the general case, see Lemma 3.2).

Lemma 5.1. *For all $t \in \mathbb{R}^2$ and $\theta \in \mathbb{R}$,*

$$a = a(t, \theta) = 1 - J_0(t) - 2 \cos(2\theta)J_2(t) \geq 0.$$

Proof. It is sufficient to prove that, for $t \geq 0$,

$$1 - J_0(t) - 2J_2(t) \geq 0 \quad \text{and} \quad 1 - J_0(t) + 2J_2(t) \geq 0.$$

By the identity $2J_1(t)/t = J_0(t) + J_2(t)$ and an explicit uniform bound on $\sqrt{t}|J_n(t)|$ given in [23, Theorem 2.1], the first inequality holds for all $t > 4$. Hence, since $1 - J_0(0) - 2J_2(0) = 0$ and $\frac{d}{dt}(1 - J_0(t) - 2J_2(t)) = J_3(t)$ (which is non-negative for $t \in [0, 4]$), the first inequality holds for all $t \geq 0$.

The same uniform bound from [23] shows that the second inequality holds for $t \geq 11$. Since $|J_0| \leq 1$ everywhere and $J_2(t) \geq 0$ for $t \in [0, 5] \cup [9, 11]$, the inequality also holds on these intervals. We verify the second inequality on the remaining compact set $[5, 9]$ by inspection. More precisely, since

$$\left| \frac{d}{dt}(1 - J_0(t) + 2J_2(t)) \right| = |2J_1(t) - J_3(t)| \leq 2|J_1(t)| + |J_3(t)| < 2,$$

it suffices to check that $1 - J_0(t) + 2J_2(t) > 0.5$ for all $t \in \{5 + i/4 : i = 0, 1, \dots, 15\}$. \square

Remark 5.2. We prove this lemma by somewhat explicit computations that use sharp bounds on Bessel functions. We believe that there might be a more conceptual proof of this statement.

We shall actually show the slightly stronger statement that $\tilde{f}_\ell - \ell$ is pointwise stochastically decreasing conditional on all values of (g, θ) :

Lemma 5.3. *For $t \in \mathbb{R}^2$ and $c \in \mathbb{R}$*

$$\mathbb{P}(\tilde{f}_\ell(t) - \ell \leq c \mid g, \theta)$$

is non-decreasing in $\ell \in \mathbb{R}$.

Proof. Given the representation in (5.1), we have

$$(5.2) \quad \mathbb{P}(\tilde{f}_\ell(t) - \ell \leq c \mid g, \theta) = \begin{cases} \mathbb{P}(\lambda \leq (c - g(t) + a\ell)/b) & \text{if } b(t, \theta) > 0, \\ \mathbb{P}(\lambda \geq (c - g(t) + a\ell)/b) & \text{if } b(t, \theta) < 0, \\ \mathbb{1}_{a\ell + c - g(t) \geq 0} & \text{if } b(t, \theta) = 0. \end{cases}$$

It remains to show that each of the expressions on the right-hand side of (5.2) are non-decreasing in ℓ for all values of g , θ and c . Recall that $a = a(t, \theta) \geq 0$ by Lemma 5.1. Hence $\mathbb{1}_{a\ell+c-g(t)\geq 0}$ is clearly non-decreasing in ℓ . Moreover, after integrating (3.3), we see that for a differentiable function $h : \mathbb{R} \rightarrow \mathbb{R}$

$$(5.3) \quad \frac{d}{d\ell} \mathbb{P}(\lambda \leq h(\ell)) = p_\lambda(h) \left(h'(\ell) + \frac{h(\ell)}{2h(\ell) + \ell} \right) \leq p_\lambda(h) (h'(\ell) + 1)$$

where the last inequality follows from the fact that $p_\lambda(h)$ is zero unless $h > 0 \vee (-\ell)$. Now let $h(\ell) = (c - g(t) + a\ell)/b$, and first suppose $b > 0$. Then $h'(\ell) = a/b > 0$, $h/(2h + \ell) \geq 0$ on the region $h > 0 \vee (-\ell)$ and $p_\lambda(h) \geq 0$ (as a probability density) so (5.3) shows that the left hand side of (5.2) is non-decreasing whenever $b > 0$. Finally we suppose $b < 0$ and note that

$$h'(\ell) + 1 = \frac{a(t, \theta) + b(t, \theta)}{b(t, \theta)} = \frac{1 - J_0(t_1) + 2 \cos(2\theta) J_2(t_1)}{b(t, \theta)} = \frac{a(t, \theta + \pi/2)}{b(t, \theta)} \leq 0.$$

So once again, (5.3) shows the left hand side of (5.2) is non-decreasing whenever $b < 0$, completing the proof of the lemma. \square

We now extend this result to finite-dimensional projections of $\tilde{f}_\ell - \ell$. Recall that a random vector $X = (X_1, \dots, X_n)$ is said to *stochastically dominate* a random vector $Y = (Y_1, \dots, Y_n)$, written $X \succ Y$, if $\mathbb{E}(g(X)) \geq \mathbb{E}(g(Y))$ for any increasing $g : \mathbb{R}^n \rightarrow \mathbb{R}$. Clearly, if $X \succ Y$ then $X_i \succ Y_i$ for each $i = 1, \dots, n$. The converse is not true in general, but a useful sufficient condition can be formulated using the notion of copulas.

Let $X = (X_1, \dots, X_n)$, where X_i has cumulative density function F_i and induced probability measure \mathbb{P}_i . Then Sklar's theorem states that there exists a (unique on $\Pi_{i=1}^n \text{Range}(\mathbb{P}_i)$) function $\text{Cop}_X : [0, 1]^n \rightarrow [0, 1]$, known as the *copula* of X , such that

$$\mathbb{P}(X \in A_1 \times \dots \times A_n) = \text{Cop}_X(\mathbb{P}_1(A_1), \dots, \mathbb{P}_n(A_n))$$

for all $A_1, \dots, A_n \in \mathcal{B}(\mathbb{R})$. The copula is equivalently specified by

$$(5.4) \quad \text{Cop}_X(u_1, \dots, u_n) = \mathbb{P}(F_1(X_1) \leq u_1, \dots, F_n(X_n) \leq u_n),$$

i.e. Cop_X is the joint cumulative density function of the collection of uniform-[0,1] random variables $F_1(X_1), \dots, F_n(X_n)$.

Theorem 5.4 (Theorem 1 of [27]). *Let $X = (X_1, \dots, X_n)$ and $Y = (Y_1, \dots, Y_n)$ be random vectors with induced marginal probability measures $\mathbb{P}_1, \dots, \mathbb{P}_n$ and $\mathbb{Q}_1, \dots, \mathbb{Q}_n$ respectively. If $\text{Cop}_X = \text{Cop}_Y$, $\Pi_{i=1}^n \text{Range}(\mathbb{P}_i) = \Pi_{i=1}^n \text{Range}(\mathbb{Q}_i)$, and $X_i \succ Y_i$ for each i , then $X \succ Y$.*

Using this theorem, we extend Lemma 5.3 to show the stochastic monotonicity of the finite-dimensional projections $\tilde{f}_\ell - \ell$, conditional on any g, θ .

Lemma 5.5. *For $\ell_1 < \ell_2$ and $t_1, \dots, t_n \in \mathbb{R}^2$,*

$$(5.5) \quad \left(\tilde{f}_{\ell_1}(t_1) - \ell_1, \dots, \tilde{f}_{\ell_1}(t_n) - \ell_1 \mid g, \theta \right) \succ \left(\tilde{f}_{\ell_2}(t_1) - \ell_2, \dots, \tilde{f}_{\ell_2}(t_n) - \ell_2 \mid g, \theta \right).$$

Proof. By Theorem 5.4 it is sufficient to show that the random vectors in (5.5) have the same copula (these copulas are uniquely defined on the same domain, and the stochastic domination of the marginals follows from the proof of Lemma 5.3).

Fix $\ell \in \mathbb{R}$ and $t_1, \dots, t_n \in \mathbb{R}^2$, and consider the copula

$$\text{Cop}_Z := \text{Cop}_{\tilde{f}_\ell(t_1) - \ell, \dots, \tilde{f}_\ell(t_n) - \ell \mid g, \theta}.$$

By the definition of a and b , we can express

$$\tilde{f}_\ell(t) - \ell = g(t) - \ell a(t, \theta) + \lambda_\ell b(t, \theta)$$

for deterministic functions a, b . Since $g(t_i)$, $\ell a(t_i, \theta)$ and $b(t_i, \theta)$ are constants under the conditioning on (g, θ) , and since copulas are invariant under strictly increasing transformations,

$$\text{Cop}_Z = \text{Cop}_{\lambda_\ell \cdot \text{sign}(b(t_1, \theta)), \dots, \lambda_\ell \cdot \text{sign}(b(t_1, \theta))} \Big|_{g, \theta} = \text{Cop}_{\lambda_\ell \cdot \text{sign}(b(t_1, \theta)), \dots, \lambda_\ell \cdot \text{sign}(b(t_1, \theta))} \Big|_{\theta},$$

where the last equality holds since g is independent of λ and θ . Notice that the random vector $(\lambda_\ell \cdot \text{sign}(b(t_1, \theta)), \dots, \lambda_\ell \cdot \text{sign}(b(t_1, \theta))) \Big|_{\theta}$ consists of λ_ℓ multiplied by a constant vector (either of 1, -1 or 0). Hence by considering the alternative characterisation of a copula in (5.4), it is clear that Cop_Z does not depend on the distribution of λ_ℓ , and so is independent of ℓ . \square

5.1.2. Stochastic monotonicity in the general isotropic case. The copula argument in the RPW case relied crucially on the degeneracy of RPW, which implied that after conditioning on θ and g , the field depended on the single random variable λ . For general isotropic fields, \tilde{f}_ℓ is defined in terms of two eigenvalues, so this argument fails. Instead we use a distinct argument that studies the finite-dimensional projections directly.

Let f satisfy Assumptions 2.1, 2.7 and 2.15. Recall from Proposition 3.3 that

$$\tilde{f}_\ell(t) = g(t) + \ell \alpha(t) + \lambda_1 b_1(t, \theta) + \lambda_2 b_2(t, \theta)$$

for α, b_1, b_2 as stated in the proposition (recall that b_1 and b_2 are defined in terms of β). The role of Assumption 2.15 is to ensure the following inequalities hold for α, b_1, b_2 :

Lemma 5.6. *For all $t \in \mathbb{R}^2$ and $\theta \in \mathbb{R}$,*

$$b_1(t, \theta) \geq 0, \quad b_2(t, \theta) \geq 0 \quad \text{and} \quad \alpha(t) \leq 1.$$

Proof. From the definition of $b_1(t, \theta)$ and β , it is immediate that $b_1(t, 0)$ is the quantity given in Assumption 2.15 to be non-negative for all values of t . Since f is isotropic, b_1 is non-negative for all values of θ . (By the identity $\cos(\theta) = \sin(\theta + \pi/2)$, this also means that b_2 is non-negative.) We note that from the definition of α and β ,

$$\alpha(t) = K(t) + 2k'(0)(\beta_{11}(t) + \beta_{22}(t)).$$

Since $k'(0) < 0$ (as a consequence of K being a covariance kernel) and $\beta_{11}, \beta_{22} \geq 0$ (as $\beta_{11} = b_1(\cdot, 0)$ and $\beta_{22} = b_1(\cdot, \pi/2)$), this shows that $\alpha \leq K \leq 1$. \square

Lemma 5.7. *For any $t_1, \dots, t_n \in \mathbb{R}^2$ and $u_1, \dots, u_n \in \mathbb{R}$,*

$$\mathbb{P}(\tilde{f}_\ell(t_i) - \ell \leq u_i \quad \forall i = 1, \dots, n \mid g, \theta)$$

is non-decreasing in $\ell \in \mathbb{R}$.

Proof. Since the u_i are arbitrary, we may assume $g(t_i) = 0$ for all i . We define the region

$$A_\ell = \{(x, y) \in \mathbb{R}^2 : x b_1(t_i, \theta) + y b_2(t_i, \theta) \leq u_i + (1 - \alpha(t_i))\ell, \quad \forall i = 1, \dots, n\}$$

so that $\tilde{f}_\ell(t_i) - \ell \leq u_i$ for all i if and only if $(\lambda_1, \lambda_2) \in A_\ell$. It is enough to prove that the probability of the latter event is non-decreasing in ℓ because (λ_1, λ_2) is independent of (g, θ) .

Given the density of (λ_1, λ_2) ,

$$\begin{aligned} \frac{d}{d\ell} \mathbb{P}((\lambda_1, \lambda_2) \in A_\ell) &= \frac{d \int_{A_\ell} q_\ell(x, y) dx dy}{d\ell \int_{\mathbb{R}^2} q_\ell(x, y) dx dy} \\ &= \frac{\int_{\mathbb{R}^2} q_\ell dx dy \cdot \frac{d}{d\ell} \int_{A_\ell} q_\ell dx dy - \int_{A_\ell} q_\ell dx dy \cdot \frac{d}{d\ell} \int_{\mathbb{R}^2} q_\ell dx dy}{\left(\int_{\mathbb{R}^2} q_\ell dx dy\right)^2}. \end{aligned}$$

Since $b_1, b_2 \geq 0$ and $\alpha \leq 1$ by Lemma 5.6, A_ℓ is non-decreasing in ℓ , and so for this derivative to be non-negative it is sufficient that

$$(5.6) \quad \frac{\int_{A_\ell} \frac{d}{d\ell} q_\ell(x, y) dx dy}{\int_{A_\ell} q_\ell(x, y) dx dy} \geq \frac{\int_{\mathbb{R}^2} \frac{d}{d\ell} q_\ell(x, y) dx dy}{\int_{\mathbb{R}^2} q_\ell(x, y) dx dy}.$$

By direct evaluation

$$\frac{d}{d\ell} q_\ell(x, y) = \frac{\mu(1 + \tau)}{\sigma^2} (x + y - 2\mu\ell) q_\ell(x, y),$$

and since $\mu < 0$, (5.6) is equivalent to

$$(5.7) \quad \mathbb{E}(\lambda_1 + \lambda_2 | (\lambda_1, \lambda_2) \in A_\ell) \leq \mathbb{E}(\lambda_1 + \lambda_2).$$

To complete the proof of the lemma, we show that this inequality holds for any possible region A_ℓ . Since the shape of A_ℓ might be quite complicated (see Figure 5 for a typical example), we divide the analysis into three cases and in each case show that conditioning on (λ_1, λ_2) being contained in some simple region can only increase the expectation of $\lambda_1 + \lambda_2$ relative to conditioning on $(\lambda_1, \lambda_2) \in A_\ell$.

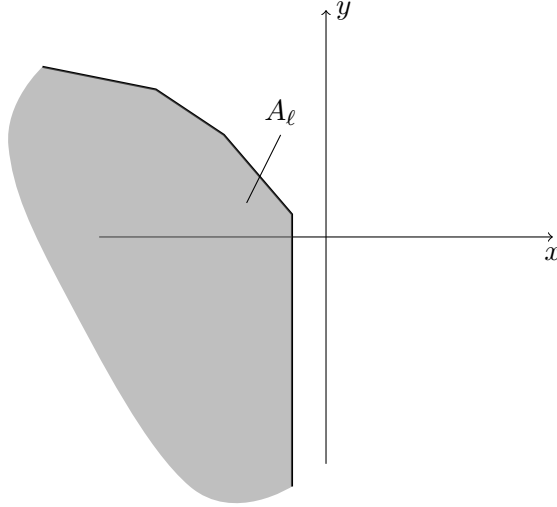


FIGURE 5. A typical example of the region A_ℓ .

(Case 1). Suppose $b_1(t_i, \theta)/b_2(t_i, \theta) = 1$ for all i , so that the boundary of A_ℓ , denoted ∂A_ℓ , is a line of the form $x + y = c$ for some $c \in \mathbb{R}$. (Note that A_ℓ is a subset of the entire plane not just the upper-left quadrant which is the support of (λ_1, λ_2) .) Then trivially

$$\mathbb{E}(\lambda_1 + \lambda_2 | (\lambda_1, \lambda_2) \in A_\ell) = \mathbb{E}(\lambda_1 + \lambda_2 | \lambda_1 + \lambda_2 \leq c) \leq \mathbb{E}(\lambda_1 + \lambda_2)$$

and so (5.7) is verified in this case.

(Case 2). Now suppose that $b_1(t_i, \theta)/b_2(t_i, \theta) \geq 1$ for all i and that this inequality is strict for some i (allowing for the degenerate case that $b_2(t_i, \theta) = 0$). Let $c^* = \mathbb{E}(\lambda_1 + \lambda_2 | (\lambda_1, \lambda_2) \in A_\ell)$ and then we note that the line $x + y = c^*$ must intersect ∂A_ℓ at precisely one point (since the distribution of (λ_1, λ_2) is continuous) which we denote by (d_1, d_2) . We now consider the region $\{x \leq d_1\}$, conditioning on (λ_1, λ_2) lying in this region weakly increases the probability that $\lambda_1 + \lambda_2 = c$ for $c \geq c^*$ and weakly decreases this probability for $c < c^*$ (see Figure 6). Therefore

$$(5.8) \quad \mathbb{E}(\lambda_1 + \lambda_2 | (\lambda_1, \lambda_2) \in A_\ell) \leq \mathbb{E}(\lambda_1 + \lambda_2 | \lambda_1 \leq d_1).$$

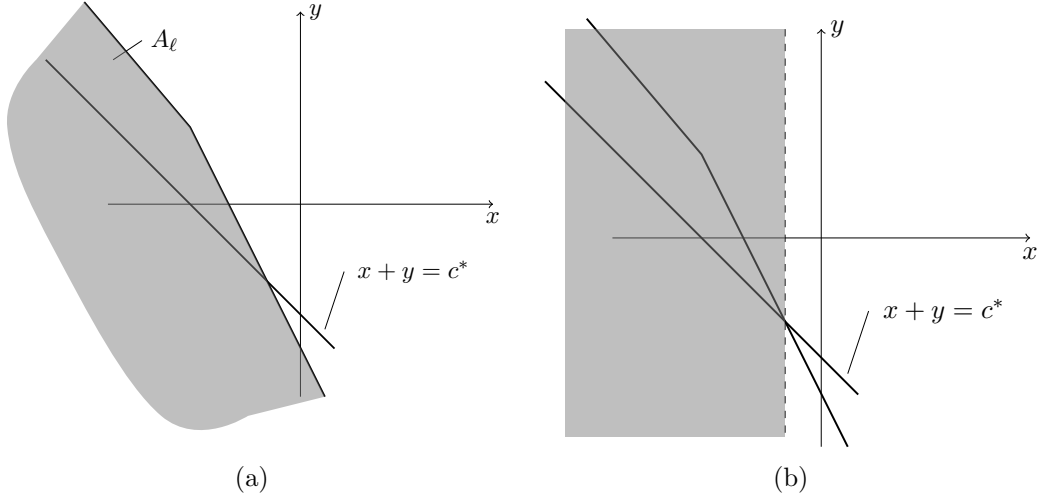


FIGURE 6. When A_ℓ takes the form shown in 6a (Case 2), we condition on the region shown in 6b, which weakly increases the mean of $\lambda_1 + \lambda_2$.

If $b_1(t_i, \theta)/b_2(t_i, \theta) \leq 1$ for all i and this inequality is strict for some i , then an entirely analogous argument shows that for some d_2

$$(5.9) \quad \mathbb{E}(\lambda_1 + \lambda_2 | (\lambda_1, \lambda_2) \in A_\ell) \leq \mathbb{E}(\lambda_1 + \lambda_2 | \lambda_2 \leq d_2).$$

(Case 3). Suppose that for some i and j , $b_1(t_i, \theta)/b_2(t_i, \theta) < 1 < b_1(t_j, \theta)/b_2(t_j, \theta)$. Defining c^* as before we note that the line $x + y = c^*$ must intersect A_ℓ (by definition of c^*) and so must intersect ∂A_ℓ at two points (since the distribution of (λ_1, λ_2) has no atoms). We denote these points by (d_1, d_2) and (e_1, e_2) and without loss of generality take $d_1 < e_1$. We now consider the region $\{x < e_1\} \cap \{y < d_2\}$. Reasoning as before, conditioning on (λ_1, λ_2) lying in this region weakly increases the probability that $\lambda_1 + \lambda_2 = c$ for $c \geq c^*$ and weakly decreases this probability for $c < c^*$ (see Figure 7). So in this case

$$(5.10) \quad \mathbb{E}(\lambda_1 + \lambda_2 | (\lambda_1, \lambda_2) \in A_\ell) \leq \mathbb{E}(\lambda_1 + \lambda_2 | \lambda_1 \leq e_1, \lambda_2 \leq d_2).$$

From (5.8), (5.9) and (5.10) we see that in order to complete the proof of the lemma, we need only verify (5.7) (or, equivalently, (5.6)) when A_ℓ is of the form $\{\lambda_1 \leq c_1\}$, $\{\lambda_2 \leq c_2\}$ or $\{\lambda_1 \leq c_1, \lambda_2 \leq c_2\}$. Furthermore, since $\lambda_2 \geq 0 \geq \lambda_1$, we may assume $c_1 \leq 0$ and $c_2 \geq 0$.

Gromov's theorem ([13, Theorem 1.3]) states that if h_1, h_2 are integrable on $[a, b]$ such that $h_2 > 0$ and $h_1(x)/h_2(x)$ is non-increasing in x then $\int_a^c h_1(x) dx / \int_a^c h_2(x) dx$ is non-increasing

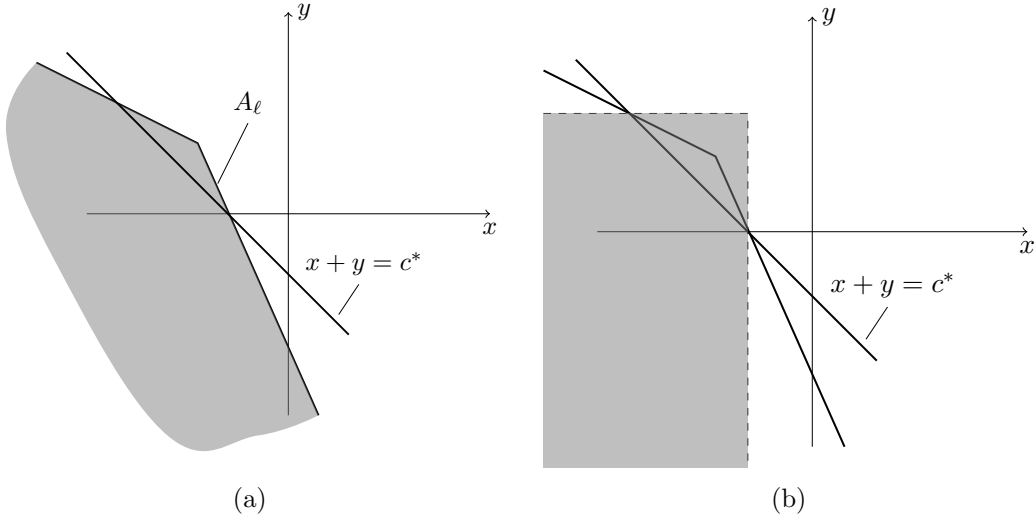


FIGURE 7. When A_ℓ takes the form shown in 7a (Case 3), we condition on the region shown in 7b, which weakly increases the mean of $\lambda_1 + \lambda_2$.

in *c*. Applying this to

$$h_1(x) := \int_{\mathbb{R}} \frac{d}{d\ell} q_\ell(x, y) dy \quad \text{and} \quad h_2(x) := \int_{\mathbb{R}} q_\ell(x, y) dy$$

we see that, provided $h_1(x)/h_2(x)$ is non-increasing, we have

$$\frac{\int_{-\infty}^c \int_{\mathbb{R}} \frac{d}{d\ell} q_\ell(x, y) dy dx}{\int_{-\infty}^c \int_{\mathbb{R}} q_\ell(x, y) dy dx}$$

is non-increasing in c , and taking $c \rightarrow \infty$ proves (5.7) for $A_\ell = \{\lambda_1 \leq c\}$. It remains to verify that $h_1(x)/h_2(x)$ is non-increasing in x , or equivalently, that $\mathbb{E}(\lambda_1 + \lambda_2 | \lambda_1 = x)$ is non-decreasing in x for $x < 0$.

Using the joint density of (λ_1, λ_2)

$$\mathbb{E}(\lambda_2 | \lambda_1 = x) = \frac{\int_0^\infty y^2(y-x) \exp(-\frac{1}{2\sigma^2}(y-\mu\ell)^2) dy}{\int_0^\infty y(y-x) \exp(-\frac{1}{2\sigma^2}(y-\mu\ell)^2) dy} = \frac{\mathbb{E}(Z^3 - xZ^2)}{\mathbb{E}(Z^2 - xZ)}$$

where Z is a Gaussian with mean $\mu\ell$ and variance σ^2 truncated above zero. Then

$$\frac{d}{dx} \mathbb{E}(\lambda_2 | \lambda_1 = x) = \frac{\mathbb{E}(Z^3)\mathbb{E}(Z) - \mathbb{E}(Z^2)^2}{(\mathbb{E}(Z^2) - x\mathbb{E}(Z))^2}$$

which is non-negative by the Cauchy-Schwarz inequality applied to $Z^2 = Z^{3/2}Z^{1/2}$. So in particular, $\mathbb{E}(\lambda_1 + \lambda_2 | \lambda_1 = x)$ is strictly increasing in x , as required.

Using Gromov's theorem in the same way shows that in order to verify (5.7) for A_ℓ of the form $\{\lambda_2 \leq c_2\}$ or $\{\lambda_1 \leq c_1, \lambda_2 \leq c_2\}$ it is enough to show that $\mathbb{E}(\lambda_1 + \lambda_2 | \lambda_2 = c_2)$ and $\mathbb{E}(\lambda_1 + \lambda_2 | \lambda_1 = c_1, \lambda_2 \leq d)$ are non-decreasing in $c_2 > 0$ and $c_1 < 0$ respectively. This can be proven using an identical calculation to that for $\frac{d}{dx} \mathbb{E}(\lambda_2 | \lambda_1 = x)$ (the only change is the region on which Z is truncated), thus completing the proof of the lemma. \square

5.2. Proof of Theorem 2.16. We now use Lemmas 5.5 and 5.7 to complete the proof of Theorem 2.16, treating the RPW case and the general case simultaneously.

We begin by fixing a realisation of g and θ . Let $A(\epsilon, R)$ denote the annulus on the plane centred at the origin with inner radius ϵ and outer radius R . We discretise this region by considering the points with polar coordinates

$$(r_i^{(n)}, \omega_j^{(n)}) := (r_i, \omega_j) := (\epsilon + i2^{-n}(R - \epsilon), \theta + j2^{-n}2\pi)$$

for $i, j = 1, \dots, 2^n$. We consider these points as a graph by placing an edge between (r_{i_1}, ω_{j_1}) and (r_{i_2}, ω_{j_2}) if and only if $|i_1 - i_2| + |j_1 - j_2| = 1$. We define a site percolation model by declaring the vertex (r_i, ω_j) open if $\tilde{f}_\ell(r_i, \omega_j) - \ell < 0$ (so an edge is open precisely when both of its vertices are open). Let $S_{\epsilon, R, n, \ell}$ denote the event that there is an open path between (ϵ, θ) and $(\epsilon, \theta + \pi)$ in this percolation model.

Let $S_{\epsilon, R, \ell}$ denote the event that $\{\tilde{f}_\ell < \ell\} \cap A(\epsilon, R)$ contains a path joining (ϵ, θ) to $(\epsilon, \theta + \pi)$. We claim that

$$(5.11) \quad S_{\epsilon, R, \ell} = \bigcup_{N=1}^{\infty} \bigcap_{n>N} S_{\epsilon, R, n, \ell}.$$

Since \tilde{f}_ℓ has no critical points at level ℓ away from the origin (Lemma 4.3), the level sets $\{\tilde{f}_\ell = \ell\} \cap A(\epsilon, R)$ consists of $C^{2+\eta}$ curves. So in particular, if there exists a path in $\{\tilde{f}_\ell < \ell\} \cap A(\epsilon, R)$ joining (ϵ, θ) to $(\epsilon, \theta + \pi)$, then for n sufficiently large we may assume this path lies on the graph with vertices $(r_i^{(n)}, \omega_j^{(n)})$ as defined above. Hence $S_{\epsilon, R, \ell} \subset \bigcup \bigcap S_{\epsilon, R, n, \ell}$. If there is no path in $\{\tilde{f}_\ell < \ell\} \cap A(\epsilon, R)$ joining (ϵ, θ) to $(\epsilon, \theta + \pi)$ then there are three possibilities: (1) $\tilde{f}_\ell - \ell$ is non-negative at (ϵ, θ) or $(\epsilon, \theta + \pi)$; (2) there exists a path in $\{\tilde{f}_\ell \geq \ell\} \cap A(\epsilon, R)$ joining (ϵ, ω_i) to (ϵ, ω_j) for some $\omega_i \in (\theta, \theta + \pi)$ and $\omega_j \in (\theta - \pi, \theta)$, (here we assume that n is sufficiently large to find such ω_i, ω_j); or (3) there exist two paths in $\{\tilde{f}_\ell \geq \ell\} \cap A(\epsilon, R)$ which join (ϵ, ω_i) and (ϵ, ω_j) respectively to $\partial B(R)$ for ω_i, ω_j as before (See Figure 8). In each of these cases, for n large enough we can construct corresponding paths on the discrete lattice as above which block a discrete path from joining (ϵ, θ) to $(\epsilon, \theta + \pi)$ in $\{\tilde{f}_\ell < \ell\}$ and so $S_{\epsilon, R, n, \ell}$ cannot occur for sufficiently large n . Therefore $S_{\epsilon, R, \ell} \supset \bigcup \bigcap S_{\epsilon, R, n, \ell}$, completing the proof of the claim.

Since $S_{\epsilon, R, n, \ell}$ depends on only finitely many points of \tilde{f}_ℓ and is a decreasing event, by Lemma 5.5 for the RPW and Lemma 5.7 for general fields

$$\mathbb{P}(S_{\epsilon, R, n, \ell_1} | g, \theta) \leq \mathbb{P}(S_{\epsilon, R, n, \ell_2} | g, \theta)$$

for any $\ell_1 < \ell_2$. Then by (5.11)

$$(5.12) \quad \mathbb{P}(S_{\epsilon, R, \ell_1} | g, \theta) \leq \mathbb{P}(S_{\epsilon, R, \ell_2} | g, \theta).$$

Now let $S_{R, \ell}$ be the event that \tilde{f}_ℓ has an R -lower connected saddle point at the origin. Conditional on θ , if this event occurs then so must $S_{\epsilon, R, \ell}$ for ϵ sufficiently small. Conversely, if the saddle point at the origin is not R -lower connected, then it must be four arm in $B(R)$ or R -upper connected. In either case $S_{\epsilon, R, \ell}$ cannot occur for ϵ sufficiently small. We conclude that $\mathbb{1}_{S_{R, \ell}} = \lim_{\epsilon \rightarrow 0} \mathbb{1}_{S_{\epsilon, R, \ell}}$ and by applying the dominated convergence theorem to (5.12) we see that

$$(5.13) \quad \mathbb{P}(S_{R, \ell_1} | g, \theta) \leq \mathbb{P}(S_{R, \ell_2} | g, \theta).$$

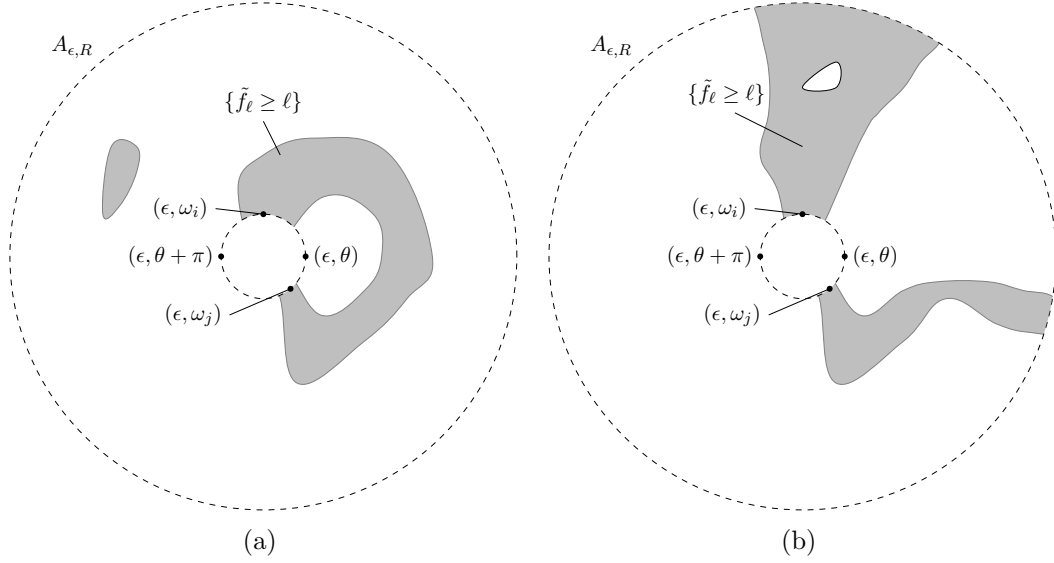


FIGURE 8. Two of the three ways in which $S_{\epsilon, R, \ell}$ can fail, corresponding to cases (2) and (3) above.

Finally we let S_ℓ be the event that \tilde{f}_ℓ has a lower connected saddle point at the origin and note that trivially $S_\ell = \cup_R S_{R, \ell}$. Applying this to (5.13) shows that

$$\mathbb{P}(S_{\ell_1} | g, \theta) \leq \mathbb{P}(S_{\ell_2} | g, \theta).$$

Integrating over realisations of g and θ implies that $\mathbb{P}(S_{\ell_1}) \leq \mathbb{P}(S_{\ell_2})$ and so by definition (see the proof of Theorem 2.11)

$$p_{s^-}^*(\ell_1)/p_s(\ell_1) \leq p_{s^-}^*(\ell_2)/p_s(\ell_2).$$

A near identical argument shows that $p_{s^+}^*(\ell)/p_s(\ell)$ is non-increasing in ℓ .

5.3. Remaining results. We now prove the remaining results stated in Section 2.2., namely Corollaries 2.17 and 2.18 and Propositions 2.20–2.23.

Proof of Corollary 2.17. Since $p_{s^-}^*/p_s$ is monotone it has at most a countable number of discontinuities, all of which are jump discontinuities. By the continuity of p_s , the same is true of $p_{s^-}^*$. Since c_{ES} is absolutely continuous (Theorem 2.6) it is differentiable almost everywhere (see [26, Theorem 7.18]) with derivative $p_{s^-}^* - p_{m^+}$. The density p_{m^+} is derived explicitly in [11] and is continuously differentiable. It also follows from monotonicity that $p_{s^-}^*/p_s$ is differentiable almost everywhere, and since p_s is smooth (again, from [11]) the same is true of $p_{s^-}^*$, thus showing that c_{ES} is twice differentiable almost everywhere. A similar proof applies to c_{LS} . \square

Proof of Corollary 2.18. Since the equivalence of (2)–(4) follows from Theorem 2.6, and (1) implies (2) by Theorem 2.11, it remains to show that (2) implies (1). Now suppose there exists a version of p_{s^-} which is continuous on (a, b) , denoted \tilde{p}_{s^-} . Then $\tilde{p}_{s^-}/p_s = p_{s^-}^*/p_s$ almost everywhere, and since the former is continuous and the latter is monotone, this equality must hold pointwise on (a, b) , so $p_{s^-}^*$ is continuous on (a, b) . We note that $\tilde{p}_{s^+} := p_s - \tilde{p}_{s^-}$ defines a continuous version of p_{s^+} and arguing as above then shows that $p_{s^+}^*$ is continuous on (a, b) .

Therefore the almost everywhere equality $p_{s^-}^* + p_{s^+}^* = p_s$ is in fact true for all points in (a, b) , and by (4.2) \tilde{f}_ℓ almost surely has no infinite four arm saddle at the origin for all $\ell \in (a, b)$. \square

Proof of Proposition 2.23. We use the ‘barrier method’, that is, we show that the probability of having at least one component of $\{f \geq \ell\}$ contained in $B(r)$ is strictly positive for some fixed $r > 0$. By linearity of expectation and stationarity of f , this shows that $\liminf_{R \rightarrow \infty} \mathbb{E}(N_{ES}(R, \ell))/R^2 > 0$, so in particular $c_{ES}(\ell) > 0$.

It is known that the RPW has the orthogonal expansion

$$f(x) = \sum_{m \in \mathbb{Z}} a_m J_{|m|}(r) e^{im\theta}$$

where (r, θ) represents x in polar coordinates, J_m is the m -th Bessel function and $a_m = b_m + ic_m = \bar{a}_{-m}$ with $(b_m)_{m \geq 0}$ and $(c_m)_{m \in \mathbb{N}}$ independent standard (real) Gaussians and $c_0 = 0$. Let r be the minimiser of J_0 , so $r \approx 3.83$ and $J_0(r) < -0.4$. We note that by considering the power series for the Bessel functions, it can be shown that for $x \in [0, 4]$ and $m \geq 3$, $|J_m(x)| \leq (11/2)(2^m/n!)$. Finally we note that J_m is bounded in absolute value by 1 for any m . Now consider the event that $a_0 > \min\{|\ell|, 1\}$, $|a_{-1}|, |a_{-2}|, |a_1|, |a_2| \leq C_1$ and for $|m| > 2$, $|a_m| \leq C_2 N!/4^n$. It is easily seen that this event has positive probability, and for appropriately chosen constants $C_1, C_2 > 0$, we see that on this event $f(0) > \ell$ and $f(x) < \ell$ for any x such that $|x| = r$. Therefore f has a component of $\{f \geq \ell\}$ contained in $B(r)$ with positive probability, completing the proof of the result. \square

Proof of Proposition 2.20. By Corollary 2.18 we may assume that $p_{s^-}(\ell)/p_s(\ell)$ is non-decreasing. In [11] it is shown that for the RPW

$$p_{m^+}(x) = \frac{1}{4\sqrt{2}\pi^{3/2}} \left((x^2 - 1)e^{-x^2/2} + e^{-3x^2/2} \right) \mathbb{1}_{x \geq 0}$$

$$p_s(x) = \frac{1}{4\sqrt{2}\pi^{3/2}} e^{-3x^2/2}.$$

In particular, $p_{m^+}(x) = 0$ for $x < 0$, so by Theorem 2.6 for $\ell' < \ell \leq 0$

$$c_{ES}(\ell') - c_{ES}(\ell) = \int_{\ell'}^{\ell} -p_{s^-}(x) dx.$$

Taking $\ell' \rightarrow -\infty$ shows that for $\ell < 0$

$$c_{ES}(\ell) = \int_{-\infty}^{\ell} p_{s^-}(x) dx.$$

By Proposition 2.23 this is positive for every $\ell < 0$, so in particular there must exist arbitrarily negative x such that $p_{s^-}(x) > 0$. Since $p_{s^-}(\ell)/p_s(\ell)$ is non-decreasing, we conclude that p_{s^-} is strictly positive for all $\ell \in \mathbb{R}$. Since $p_{s^-}(x) = p_{s^+}(-x)$ we also see that $p_{s^+}(x) > 0$ for all x and since $p_{s^-} + p_{s^+} = p_s$ we see that $0 < p_{s^-}(x)/p_s(x) < 1$ for all $x \in \mathbb{R}$. Finally, we note that there must exist a sequence $\ell_n > 0$ with $\ell_n \rightarrow 0$ such that $p_{s^-}(\ell_n)/p_s(\ell_n) \geq 1/2$ for all n . Indeed, if this were not true, by monotonicity, there would exist a neighbourhood of 0 on which $p_{s^-}/p_s < 1/2$ and by symmetry $p_{s^+}/p_s < 1/2$ on this neighbourhood, but then there would exist a set of positive measure on which $p_{s^-} + p_{s^+} < p_s$ giving a contradiction.

For $\ell' \leq \ell$ and $\epsilon > 0$

$$\begin{aligned} \frac{1}{\epsilon} \int_{\ell}^{\ell+\epsilon} \frac{p_{s^-}(\ell')}{p_s(\ell')} p_s(x) - p_{m^+}(x) dx &\leq \frac{1}{\epsilon} \int_{\ell}^{\ell+\epsilon} p_{s^-}(x) - p_{m^+}(x) dx \\ &\leq \frac{1}{\epsilon} \int_{\ell}^{\ell+\epsilon} \frac{p_{s^-}(\ell + \epsilon)}{p_s(\ell + \epsilon)} p_s(x) - p_{m^+}(x) dx. \end{aligned}$$

By Theorem 2.6 and continuity of p_s we therefore see that

$$\frac{p_{s^-}(\ell')}{p_s(\ell')} p_s(\ell) - p_{m^+}(\ell) \leq D_+ c_{ES}(\ell) \leq D^+ c_{ES}(\ell) \leq \frac{p_{s^-}(\ell + \epsilon)}{p_s(\ell + \epsilon)} p_s(\ell) - p_{m^+}(\ell).$$

Since $p_{s^-}/p_s < 1$, evaluating the final inequality using the explicit forms of p_s and p_{m^+} shows that $D^+ c_{ES}(\ell) < 0$ whenever $\ell \geq 1$. Since $p_{s^-} > 0$ and $p_{m^+}(\ell) = 0$ for $\ell \leq 0$, taking $\ell' = \ell$ in the first inequality shows that $D_+ c_{ES}(\ell) > 0$ for $\ell \leq 0$. If $\ell > 0$ then we may take $\ell' = \ell_n$ as defined above for sufficiently large n . Then by evaluating the densities explicitly we see that $1/2 p_s(\ell) - p_{m^+}(\ell) > 0$ for $\ell \in (0, 0.876]$ thus completing the proof of the statements for c_{ES} .

Since $p_{m^-}(x) = 0$ for $x > 0$, we see from Theorem 2.6 that

$$\frac{c_{LS}(\ell + \epsilon) - c_{LS}(\ell)}{\epsilon} = \frac{c_{ES}(\ell + \epsilon) - c_{ES}(\ell)}{\epsilon} - \frac{1}{\epsilon} \int_{\ell}^{\ell+\epsilon} p_{s^+}(x) dx$$

for $\ell > 0$. As $D^+ c_{ES}(\ell) < 0$ for $\ell \geq 1$ and $p_{s^+} \geq 0$, taking the limit superior here shows that $D^+ c_{LS}(\ell) < 0$ (for $\ell \geq 1$). \square

Proof of Propositions 2.21 and 2.22. By Theorem 2.10, both c_{ES} and c_{LS} are differentiable and so by Theorem 2.6

$$(5.14) \quad \begin{aligned} c'_{ES}(\ell) &= p_{s^-}(\ell) - p_{m^+}(\ell) \leq p_s(\ell) - p_{m^+}(\ell) \\ c'_{LS}(\ell) &= p_{m^-}(\ell) + p_{s^-}(\ell) - p_{m^+}(\ell) - p_{s^+}(\ell) \leq p_{m^-}(\ell) + p_s(\ell) - p_{m^+}(\ell). \end{aligned}$$

The densities p_{m^-} , p_s and p_{m^+} were derived for isotropic fields satisfying (a weaker version of) Assumption 2.1 in [11]. In the proof of [6, Corollary 3] it is shown that both right hand expressions in (5.14) are strictly negative whenever $\ell > \sqrt{2}/\chi$ (with χ defined prior to the statement of this proposition). We note that this is a sufficient condition for the derivatives to be negative, chosen for its simplicity. For many fields, the derivatives will be negative on a larger region and this can be found by using the densities specified in [11] with the specific choice of χ . For instance, for the BF field $\chi = 1$ and

$$\begin{aligned} p_{m^+}(x) = p_{m^-}(-x) &= \frac{1}{2\pi} \left((x^2 - 1)\phi(x)\Phi(x) + \frac{x}{2\pi} e^{-x^2} + \frac{1}{\sqrt{\pi}} e^{-\frac{3x^2}{4}} \Phi\left(x/\sqrt{2}\right) \right) \\ p_s(x) &= \frac{1}{2\pi^{3/2}} e^{-\frac{3x^2}{4}} \end{aligned}$$

where ϕ and Φ denote the standard normal probability density and cumulative density respectively. Substituting these into (5.14) shows that $c'_{ES}(\ell) < 0$ for $\ell \geq 1.02$ and $c'_{LS}(\ell) < 0$ for $\ell > 1.375$ improving on the general bound $\ell > \sqrt{2}/\chi = \sqrt{2}$.

Finally we note that $c'_{ES}(0) = p_{s^-}(0) - p_{m^+}(0)$, and by the identities $p_{s^-}(x) = p_{s^+}(-x)$, $p_{s^-} + p_{s^+} = p_s$ almost everywhere and the fact these densities are all continuous, we see that $p_{s^-}(0) = p_s(0)/2$. Evaluating the densities given in [11] at zero shows that $p_s(0)/2 > p_{m^+}(0)$ so we conclude that $c'_{ES}(0) > 0$. Since c_{ES} is continuously differentiable, we can extend this to a neighbourhood of the origin.

Now let f be the BF field. By Theorem 2.16, $p_{s^-}(\ell)/p_s(\ell)$ is non-decreasing and so for $\ell > 0$

$$\frac{p_{s^-}(\ell)}{p_s(\ell)} \geq \frac{p_{s^-}(0)}{p_s(0)} = \frac{1}{2}.$$

Therefore $c'_{ES}(\ell) \geq p_s(\ell)/2 - p_{m^+}(\ell)$ for $\ell \geq 0$. Evaluating these densities explicitly then shows that this expression is strictly positive for $\ell \leq 0.64$. \square

APPENDIX A. NON-DEGENERACY

We verify some claims about non-degeneracy of Gaussian fields:

Lemma A.1. *Let f be a C^2 stationary planar Gaussian field. Then the spectral measure μ being supported on two lines through the origin is equivalent to the Gaussian vector $\nabla^2 f(0)$ being degenerate.*

Proof. By [1, Chapter 5], for any $s, t \in \mathbb{R}^2$ and $\alpha, \beta, \gamma, \delta \in \mathbb{N} \cup \{0\}$

$$\mathbb{E} \left(\frac{\partial^{\alpha+\beta}}{\partial t_1^\alpha \partial t_2^\beta} f(t) \overline{\frac{\partial^{\gamma+\delta}}{\partial s_1^\gamma \partial s_2^\delta} f(s)} \right) = \int_{\mathbb{R}^2} (-ix_1)^\alpha (-ix_2)^\beta e^{-it \cdot x} \overline{(-ix_1)^\gamma (-ix_2)^\delta e^{-is \cdot x}} d\mu(x)$$

where μ is the spectral measure of f . Then for $\mathbf{a} \in \mathbb{R}^3$,

$$\mathbb{E} ((\mathbf{a} \cdot \nabla^2 f(0))^2) = \int_{\mathbb{R}^2} |a_1 x_1^2 + a_2 x_2^2 + a_3 x_1 x_2|^2 d\mu(x).$$

If $\nabla^2 f(0)$ is degenerate, then we may choose $\mathbf{a} \neq \mathbf{0}$ such that this expression is zero, and hence the integrand is identically zero on the support of μ . Hence the support of μ is contained in the zero set of a binary quadratic form which is contained in two lines through the origin.

Conversely if the support of μ is contained in the union of two lines through the origin, then we may choose $\mathbf{a} \neq \mathbf{0}$ such that the zero set of $a_1 x_1^2 + a_2 x_2^2 + a_3 x_1 x_2$ is equal to this union. Hence the integral above will be zero and $\nabla^2 f(0)$ will be degenerate. \square

Lemma A.2. *Let f be a Gaussian field satisfying Assumption 2.1. If the support of the spectral measure μ contains an open interval of a non-degenerate conic section, then Assumption 2.7 holds. Moreover, if the support of μ contains an open set then, for any distinct $t_1, \dots, t_n \subset \mathbb{R}^2$, the vector*

$$(f(t_1), \dots, f(t_n), \nabla f(t_1), \dots, \nabla f(t_n), \nabla^2 f(t_1), \dots, \nabla^2 f(t_n))$$

is non-degenerate.

Proof. Let $\mathbf{a} \in \mathbb{R}^9$ and

$$\mathbf{w} := (f(t), \nabla f(t), f(0), \nabla f(0), \nabla^2 f(0)).$$

By the same arguments as in the proof of Lemma A.1

$$\mathbb{E}((\mathbf{a} \cdot \mathbf{w})^2) = \int_{\mathbb{R}^2} |\mathbf{a} \cdot (e^{-it \cdot x}, -ix_1 e^{-it \cdot x}, -ix_2 e^{-it \cdot x}, 1, -ix_1, -ix_2, -x_1^2, -x_1 x_2, -x_2^2)|^2 d\mu(x).$$

If f does not satisfy Assumption 2.7, then there exists a choice of \mathbf{a} such that this expectation is zero and one of the first three elements of \mathbf{a} is non-zero. Hence the integrand above must be identically zero on the support of μ , and from the form of this integrand (and the fact that one of the first three elements of \mathbf{a} is non-zero) we see that the support cannot contain an open interval of a non-degenerate conic section.

By a completely analogous argument we see that if

$$(f(t_1), \dots, f(t_n), \nabla f(t_1), \dots, \nabla f(t_n), \nabla^2 f(t_1), \dots, \nabla^2 f(t_n))$$

is degenerate then some non-trivial linear combination of

$$\begin{aligned} & e^{-it_1 \cdot x}, \dots, e^{-it_n \cdot x}, \\ & ix_1 e^{-it_1 \cdot x}, \dots, ix_1 e^{-it_n \cdot x}, ix_2 e^{-it_1 \cdot x}, \dots, ix_2 e^{-it_n \cdot x} \\ & x_1^2 e^{-it_1 \cdot x}, \dots, x_1^2 e^{-it_n \cdot x}, x_2^2 e^{-it_1 \cdot x}, \dots, x_2^2 e^{-it_n \cdot x}, x_1 x_2 e^{-it_1 \cdot x}, \dots, x_1 x_2 e^{-it_n \cdot x} \end{aligned}$$

is identically zero on the support of μ . Since the t_i are distinct, we see that the support of μ cannot contain an open set. \square

Lemma A.3. *Let f be a Gaussian field satisfying Assumption 2.1. Then the density of saddle points p_s defined in Proposition 2.5 is non-zero for all $\ell \in \mathbb{R}$.*

Proof. By the Kac-Rice theorem (Corollary 11.2.2 of [1]),

$$p_s(\ell) = \frac{1}{p_{(f(0), \nabla f(0))}(\ell, 0)} \mathbb{E}[|\det(\nabla^2 f(0))| \mathbf{1}_{\det(\nabla^2 f(0)) < 0} \mid (f(0), \nabla f(0)) = (\ell, 0)].$$

Since $\nabla f(0)$ and $(f(0), \nabla^2 f(0))$ are independent, it remains to show that

$$(A.1) \quad \det(\nabla^2 f(0)) \mid f(0) = \ell$$

is not supported on \mathbb{R}^+ . Since we assume that $\nabla^2 f(0)$ is non-degenerate, the rank of $\nabla^2 f(0) \mid f(0)$ is at least two. In other words, at least two of

$$\partial_{xx} f(0) \mid (f(0), \partial_{yy} f(0), \partial_{xy} f(0)), \quad \partial_{yy} f(0) \mid (f(0), \partial_{xx} f(0), \partial_{xy} f(0))$$

and

$$\partial_{xy} f(0) \mid (f(0), \partial_{xx} f(0), \partial_{yy} f(0))$$

are non-degenerate jointly Gaussian random variables for all values of the conditioning, which implies that the support of (A.1) is the real line. \square

REFERENCES

- [1] R. J. Adler and J. E. Taylor. *Random fields and geometry*. Springer Science & Business Media, 2009.
- [2] R. J. Adler, J. E. Taylor, and K. J. Worsley. “Applications of random fields and geometry: Foundations and case studies”. URL: <https://robert.net.technion.ac.il/files/2016/08/hrf1.pdf>.
- [3] J.-M. Azaïs and M. Wschebor. *Level sets and extrema of random processes and fields*. Wiley, 2009.
- [4] V. Beffara and D. Gayet. “Percolation of random nodal lines”. In: *Publ. Math. IHES* 126.1 (2017), pp. 131–176.
- [5] D. Beliaev, M. McAuley, and S. Muirhead. “Fluctuations of the number of level and excursion sets of planar Gaussian fields”. In: (In preparation).
- [6] D. Beliaev, M. McAuley, and S. Muirhead. “On the number of excursion sets of planar Gaussian fields”. In: *arXiv preprint arXiv:1807.10209* (2018).
- [7] D. Beliaev, S. Muirhead, and I. Wigman. “Russo-Seymour-Welsh estimates for the Kostlan ensemble of random polynomials”. In: *arXiv preprint arXiv:1709.08961* (2017).

- [8] D. Beliaev and I. Wigman. “Volume distribution of nodal domains of random band-limited functions”. In: *Probab. Theory Related Fields* 172 (2017), pp. 453–492.
- [9] C. Bezuidenhout, G. Grimmett, and A. Löffler. “Percolation and minimal spanning trees”. In: *J. Stat. Phys.* 92.1 (1998), pp. 1–34.
- [10] E. Bogomolny and C. Schmit. “Percolation model for nodal domains of chaotic wave functions”. In: *Phys. Rev. Lett.* 88.11 (2002), p. 114102.
- [11] D. Cheng and A. Schwartzman. “Expected number and height distribution of critical points of smooth isotropic Gaussian random fields”. In: *Bernoulli* 24.4B (2018), pp. 3422–3446.
- [12] M. Dennis. “Phase critical point densities in planar isotropic random waves”. In: *J. Phys. A.* 34.20 (2001), p. L297.
- [13] R. Estrada and M. Pavlović. “L’Hôpital’s monotone rule, Gromov’s theorem, and operations that preserve the monotonicity of quotients”. In: *Publ. Inst. Math. (Beograd)* 101.115 (2017).
- [14] C. Garban and J. E. Steif. *Noise sensitivity of Boolean functions and percolation*. Vol. 5. Cambridge University Press, 2014.
- [15] G. R. Grimmett. *Percolation*. Springer, 1999.
- [16] M. Ingremeau. “Lower bounds for the number of nodal domains for sums of two distorted plane waves in non-positive curvature”. In: *arXiv preprint arXiv:1612.01911* (2016).
- [17] M. Kac and D. Slepian. “Large Excursions of Gaussian Processes”. In: *Ann. Math. Statist.* 30.4 (1959), pp. 1215–1228.
- [18] O. Kallenberg. *Foundations of modern probability*. Springer Science & Business Media, 2006.
- [19] P. Kurlberg and I. Wigman. “Variation of the Nazarov–Sodin constant for random plane waves and arithmetic random waves”. In: *Adv. Math.* 330 (2018), pp. 516–552.
- [20] J. Milnor. *Morse theory*. Vol. 51. Princeton University Press, 1963.
- [21] S. Muirhead and H. Vanneuille. “The sharp phase transition for level set percolation of smooth planar Gaussian fields”. In: *arXiv preprint arXiv:1806.11545* (2018).
- [22] F. Nazarov and M. Sodin. “Asymptotic laws for the spatial distribution and the number of connected components of zero sets of Gaussian random functions”. In: *J. Math. Phys. Anal. Geo.* 12.3 (2016), pp. 205–278.
- [23] A. Y. Olenko. “Upper bound on $\sqrt{x}J_\nu(x)$ and its applications”. In: *Integr. Transf. Spec. F.* 17.6 (2006), pp. 455–467.
- [24] A. Rivera and H. Vanneuille. “Quasi-independence for nodal lines”. In: *Ann. Henri Poincaré (to appear)* (2019).
- [25] A. Rivera and H. Vanneuille. “The critical threshold for Bargmann-Fock percolation”. In: *arXiv preprint arXiv:1711.05012* (2017).
- [26] W. Rudin. *Real and complex analysis*. Tata McGraw-Hill Education, 1987.
- [27] M. Scarsini. “Multivariate stochastic dominance with fixed dependence structure”. In: *Oper. Res. Lett.* 7.5 (1988), pp. 237–240.
- [28] I. Wigman. “On the nodal lines of random and deterministic Laplace eigenfunctions”. In: *Spectral Geometry*. Ed. by A. H. Barnett et al. Vol. 84. Proceedings of Symposia in Pure Mathematics, 2012, pp. 285–297.