

Optimal Multithreaded Batch-Parallel 2-3 Trees

Wei Quan Lim

National University of Singapore

Keywords

Parallel data structures, pointer machine, multithreading, dictionaries, 2-3 trees.

Abstract

This paper presents a **batch-parallel 2-3 tree** \mathbb{T} in an *asynchronous dynamic multithreading model* that supports searches, insertions and deletions in sorted batches and has essentially optimal parallelism, even under the restrictive *QRMW (queued read-modify-write) memory contention model* where concurrent accesses to the same memory location are queued and serviced one by one.

Specifically, if \mathbb{T} has n items, then performing an item-sorted batch (given as a leaf-based balanced binary tree) of b operations on \mathbb{T} takes $O(b \cdot \log(\frac{n}{b} + 1) + b)$ work and $O(\log b + \log n)$ span (in the worst case as $b, n \rightarrow \infty$). This is information-theoretically *work-optimal* for $b \leq n$, and also *span-optimal* for pointer-based structures. Moreover, it is easy to support *optimal* intersection, union and difference of instances of \mathbb{T} with sizes $m \leq n$, namely within $O(m \cdot \log(\frac{n}{m} + 1))$ work and $O(\log m + \log n)$ span. Furthermore, \mathbb{T} supports other batch operations that make it a very useful building block for parallel data structures.

To the author's knowledge, \mathbb{T} is the first *parallel sorted-set data structure* that can be used in an *asynchronous* multi-processor machine under a memory model with *queued contention* and yet have asymptotically optimal work and span. In fact, \mathbb{T} is designed to have *bounded contention* and satisfy the claimed work and span bounds regardless of the execution schedule.

Since all data structures and algorithms in this paper fit into the dynamic multithreading paradigm, all their performance bounds are directly *composable* with those of other data structures and algorithms in the same model. Finally, the *pipelining techniques* in this paper are also likely to be very useful in asynchronous parallelization of other recursive data structures.

Acknowledgements

I am exceedingly grateful to my family and friends for their unfailing support, and to all others who have given me valuable comments and advice. In particular, I would like to specially thank my brother Wei Zhong Lim and my supervisor Seth Gilbert for very helpful discussions and feedback.

1 Introduction

The **dynamic multithreading paradigm** (see [7] chap. 27) is a common parallel programming model underlying many parallel languages and libraries such as Java [1], OpenMP [16], Cilk dialects [9, 15], Intel Thread Building Blocks [20] and the Microsoft Task Parallel Library [22]. In this paradigm, programs can use programming primitives such as threads, fork/join (also spawn/sync), parallel loops and synchronization primitives, but cannot stipulate how the subcomputations are scheduled for execution on the processors.

We consider a multithreaded procedure (which can be an algorithm or a data structure operation) to be correct if and only if it has the desired behaviour regardless of the execution schedule. Moreover, we wish to obtain good bounds on the work and span of the procedure, preferably independent of the execution schedule.

Unfortunately, many data structures and algorithms are designed in theoretical computation models with synchronous processors, such as the (synchronous) PRAM models, and so they can be difficult or impossible to implement in dynamic multithreading with the same asymptotic work/time bounds once we take memory contention into account, such as under the QRMW (queued read-modify-write) contention model described in Section 5, which captures both the *asynchronicity* and *contention costs* inherent in running multithreaded procedures on most real multi-processor machines. Thus it is desirable to have as many useful algorithms and data structures as possible designed in computation models compatible with dynamic multithreading.

arXiv:1905.05254v2 [cs.DS] 3 Oct 2019

One indispensable data structure is the **map** (or **dictionary**) data structure, which supports searches/updates, inserts and deletes (collectively referred to as **accesses**) of items from a linearly ordered set. Balanced binary trees such as the AVL tree or the red-black tree are commonly used to implement a sequential map, taking $O(\log n)$ worst-case cost (in the comparison model) per access for a tree with n items. A related data structure is the **sorted-set** data structure, which supports intersection, union and difference of any two sets. Using maps based on balanced binary trees to implement sorted-sets yields $O(\min(m, n) \cdot \log \max(m, n))$ worst-case cost of each set operation where m, n are the sizes of the input sets.

The obvious question is whether we can have an efficient multithreaded parallel map, or an efficient multithreaded sorted-set, or both. In this paper we describe a pointer-based **multithreaded batch-parallel 2-3 tree** \mathbb{T} that is both information-theoretically *work-optimal* and *span-optimal* even under the QRMW contention model. Here the input batch is given as a leaf-based balanced binary tree. Specifically, performing a sorted batch of b accesses on an instance of \mathbb{T} with n items takes $O(b \cdot \log(\frac{n}{b} + 1) + b)$ work and $O(\log b + \log n)$ span. This is superior to the work and span bounds of the PVW 2-3 tree [18] despite not having the luxury of lock-step synchronous processors.

Furthermore, since \mathbb{T} is a multithreaded data structure whose performance bounds are independent of the schedule, it is trivially *composable*, which means that we can use \mathbb{T} as a black-box data structure in any multithreaded algorithm and easily obtain composable performance bounds. Indeed, the parallel working-set map in [2] and the parallel finger structure in [12] both rely such a parallel 2-3 tree as a key building block.

2 Related Work

To illustrate the difficulty of converting data structures designed in the PRAM models to efficient multithreaded implementations, consider the PVW 2-3 tree [18] that supports performing an item-sorted batch of searches, insertions or deletions, which was designed in the EREW PRAM model.

Performing a sorted batch of searches in the PVW 2-3 tree involves splitting the batch into contiguous subbatches and pushing them down the tree in non-overlapping waves. This is easy with synchronous processors, but it is non-trivial to translate that pipelining technique to an asynchronous setting with queued memory contention, since a naive use of locking to prevent overlapping waves would cause the worst-case span to increase from $O(\log b + \log n)$ to $O(\log b \cdot \log n)$. Section 6.1 shows how this can be done. But performing a sorted batch of b insertions or deletions on the PVW 2-3 tree with n items involves spawning $O(\log b)$ non-overlapping waves of structural changes from the bottom of the 2-3 tree upwards to the root, and for this there does not seem any way to eliminate the reliance on the processors' lock-step synchronicity.

Other map data structures in the PRAM models include parallel B-trees by Higham et al. [14], parallel red-black trees by Park et al. [17] and parallel (a, b) -trees by Akhremtsev et al. [3], all of which crucially rely on lock-step synchronous processors as well.

A different approach of pipelining using futures by Blelloch et al. [6] yields an implementation of insertion into a variant of PVW 2-3 trees that requires not only a CREW/EREW PRAM but also a unit-time plus-scan (all-prefix-sums) operation. The multithreaded parallel sorted-sets presented by Blelloch et al. in [4] take $O(b \cdot (\log \frac{n}{b} + 1))$ work but up to $\Theta(\log b \cdot \log n)$ span per operation between two sets of sizes n, b where $n \geq b$. The span was reduced to $O(\log b + \log n)$ by Blelloch et al. in [5], but that algorithm as written relies on $O(1)$ -time concurrent reads and may take $\Omega(\sqrt{n})$ span in a queued memory contention model.

This paper shows that, using special pipelining schemes, it is actually possible to design a *multithreaded* batch-parallel 2-3 tree that takes $O(b \cdot (\log \frac{n}{b} + 1) + b)$ work and $O(\log b + \log n)$ span, even if only *bounded memory contention* is permitted. The techniques shown here can likely be adapted to pipeline top-down operations on many other tree-based data structures.

3 Main Results

This paper presents, to the author’s best knowledge, the first *multithreaded sorted-set data structure* that can be run on an *asynchronous* parallel pointer machine and achieves *optimal* work and span bounds even under *queued memory contention*.

Specifically, the underlying data structure \mathbb{T} is a pointer-based batch-parallel 2-3 tree that works in the QRMW contention model (see Section 5) and supports performing an item-sorted batch of b accesses within $O(b \cdot \log(\frac{n}{b} + 1) + b)$ work and $O(\log b + \log n)$ span (in the worst case as $b, n \rightarrow \infty$) (Section 7.3). Here we of course assume that we are given an $O(1)$ -step comparison function on pairs of items (i.e. the comparison model), but there is no loss of generality. This is information-theoretically *work-optimal* for $b \leq n$, and also *span-optimal* in the parallel pointer machine model. Furthermore, the input batch can be any balanced binary tree, including even another instance of \mathbb{T} , and hence \mathbb{T} can be used to implement *optimal* persistent sorted sets supporting intersection, union and difference of sets with sizes $m \leq n$ in $O(m \cdot \log(\frac{n}{m} + 1))$ work and $O(\log m + \log n)$ span (Section 8).

\mathbb{T} also supports performing an unsorted batch of b searches within $O(b \cdot \log n)$ work and $O(\log b \cdot \log n)$ span (Section 7.2), which is useful when $b \gg n$. Additionally, \mathbb{T} supports performing a reverse-indexing on an unsorted batch of b direct pointers to distinct items in it, which yields a sorted batch of those items within $O(b \cdot \log \frac{n}{b} + b)$ work and $O(\log n)$ span (Section 7.4).

Actually, \mathbb{T} is designed to have *bounded contention*, meaning that there is some constant c such that every operation on \mathbb{T} never makes more than c concurrent accesses to the same memory location.

4 Key Ideas

\mathbb{T} uses a *pipelined splitting scheme* to partition the 2-3 tree itself around the operations in the input batch, and then performs each operation on its associated part, and then uses a *pipelined joining scheme* to join the parts back up. Both pipelining schemes are top-down. The splitting scheme is similar to the search in the PVW 2-3 tree, except that we push the 2-3 tree down the input batch, rather than the input batch down the 2-3 tree. But the joining scheme is completely different from the bottom-up restructuring in the PVW 2-3 tree.

The main difficulty in both the splitting phase and joining phase is in finding a top-down procedure that can be decomposed into ‘independent’ local procedures each of which runs in $O(1)$ span, which can then be pipelined. This is not so hard for the splitting phase, but for the joining phase this seems to require using integers to maintain the structure of the spine nodes over a sequence of joins but without actually performing the joins (see the outline in Section 7).

5 Parallel Computation Model

In this section, we describe the programming model as well as the underlying memory model chosen in this paper.

5.1 Programming Model

We shall work within a high-level object-oriented dynamic multithreading model that supports procedures and threads with standard multithreading primitives (*terminate*, *suspend*, *fork*, *join*, *resume*). In this model, a thread τ can *terminate* itself, or *fork* a new thread (obtaining a reference to it), or *join* to another thread v (i.e. wait until v terminates). Or τ can *suspend* itself (i.e. temporarily stop running), after which another thread (with a reference to τ) can *resume* τ (i.e. make it continue running). τ can also obtain a reference to itself. Each of these takes $O(1)$ time.

This programming model also supports the standard **RMW (read-modify-write)** operations (including read, write, test-and-set, fetch-and-add, compare-and-swap), as in almost all modern architectures. To capture contention costs, we adopt the **QRMW (queued read-modify-write)** contention model, as described in [8], in which RMW operations on each memory location are FIFO-queued to be serviced, with only one RMW operation on that memory location serviced per time step. The thread making each memory request is blocked until the request has been serviced. Additionally, we require each memory location to be a named field of an object, denoted by “ $x.d$ ” where x is a reference to the object and “ d ” is the name of the field.

In this model we can implement the following synchronization primitives (see the [Appendix](#) for details):

1. **Non-blocking locks:** Attempts to *acquire* a non-blocking lock L (i.e. $\text{TryLock}(L)$) are serialized but do not block. Acquiring L succeeds if L is not currently held but fails otherwise, and *releasing* L (i.e. $\text{Unlock}(L)$) always succeeds. If at most k threads concurrently access L , then each access takes $O(k)$ time.
2. **Barriers:** A single thread can *wait* at a barrier B until another thread has *notified* B to allow any waiting thread to continue. Notification takes $O(1)$ time, and once B has been notified, any thread currently waiting at B will be resumed, and any thread that waits at B in the future will wait only $O(1)$ time. There must be only one waiting thread and one notifying thread for each barrier.
3. **Reactivation calls:** A procedure P with no input/output can be encapsulated by a reactivation wrapper, in which it can be run only via *reactivations*. If there are always at most $O(1)$ concurrent reactivations of P , then whenever a thread *reactivates* P , if P is not currently running then it will start running (in another thread forked in $O(1)$ time), otherwise it will run within $O(1)$ time after its current run finishes.

All data structures and algorithms in this paper will be expressed in procedural form using only the standard multithreading primitives, these synchronization primitives and read/write (i.e. we will not directly use any other RMW operations).

The actual complete execution of a multithreaded computation is captured by its **execution DAG** E (which may be schedule-dependent), in which each node is a primitive instruction and the directed edges represent the computation dependencies. Specifically, each thread τ executes a sequence of instructions, the first one depending on the *fork* instruction that forked τ , and every subsequent instruction depending on the one just before it. The first instruction after a *join* instruction to join with thread v depends also on the last instruction executed by v . And the first instruction after a *suspend* instruction executed by τ depends also on the *resume* instruction that resumed τ . But there are no dependencies between concurrent accesses to the same memory location (including accesses to non-blocking locks), even though they are linearized during the actual execution under the QRMW contention model.

For a barrier B , the first instruction after a *wait* instruction to wait at B depends on the *notify* instruction that notifies B . For reactivation calls to a procedure P , the first instruction executed by each run of P depends on the last instruction executed by the previous run of P (if any) as well as the last *reactivate* instruction that reactivated P , and each reactivate instruction precedes some run of P in execution order.

We can view E as being dynamically generated as the computation proceeds, where at any point during execution, a **ready node** in E (i.e. node whose parents have been executed) corresponds to a running thread, and a **scheduler** may be involved in assigning ready nodes to available processors (i.e. processors that are not executing any nodes) for execution. A **greedy scheduler** on each step assigns as many unassigned **ready nodes** as possible to available processors for execution.

We can now define work and span of a (terminating) multithreaded computation. This allows us to capture the intrinsic costs incurred by the computation itself, separate from the costs of any multithreaded program using it.

Definition 1 (Computation Work/Span). Take any multithreaded computation on p processors that is captured by an execution DAG C . The **work** taken by C is the total weight w of C where each node is weighted by the time taken to execute it. The **span** taken by C is the maximum weight s of nodes in C on any (directed) path in C .

Note that work/span is *subadditive* across subcomputations, so performance bounds for algorithms and data structures in this model are *composable*. Moreover, all the algorithms and data structures in this paper achieve the stated work/span bounds independent of the scheduler.

5.2 Memory Model

The QRMW contention model was chosen because the synchronous PRAM model makes unrealistic assumptions including lock-step synchronicity of processors and lack of collision on concurrent memory accesses to the same locations [10, 11, 19]. For example, the load latency in the Cray XMT increases roughly linearly with number of concurrent accesses to the same address but stays roughly constant when the concurrent accesses are to random addresses [21].

In the QRMW PPM model, generalizing the PPM model in [13] to cater to the QRMW contention model, processors are asynchronous and all accesses to shared memory are done via pointers, which can be locally stored or tested for equality (but no pointer arithmetic). More precisely, each pointer (if not *null*) is to a memory node, which has a fixed number of memory cells. Each memory cell can hold a single field, which is either an integer or a pointer. Each processor also has a fixed number of local registers, each of which can hold a single field. At each step, each processor (that has finished its previous operation) can start any one of the following operations, which except for RMW operations finishes in one step:

1. Perform a basic arithmetic operation ¹ on integers in its registers, storing the result in another register.
2. Perform an equality-test between pointers in its registers, storing the result (0 or 1) in an integer register.
3. Perform an RMW operation on a memory cell via a pointer to the memory node that it belongs to.
4. Create a new memory node, storing a pointer to it in a register.

It is easy to see that the high-level programming model in Section 5.1 can be implemented in the QRMW PPM model if we have a greedy scheduler. It also turns out that a greedy scheduler can be approximated in the QRMW PPM model (with local RAM of size p) by a suitable work-stealing scheduler such as the one in [12], in the sense that any multithreaded computation that takes w work and s span on p processors takes $O(\frac{w}{p} + s)$ expected time when run using that work-stealing scheduler. All these results hold in the QRMW PRAM model (i.e. asynchronous PRAM with the QRMW contention model) as well, though it is worth noting that the QRMW PPM model requires more sophisticated techniques because we cannot use pointer arithmetic.

6 Basic Parallel Batch Operations

In this section we shall show how to do some basic operations on batches in the QRMW PPM model:

- ✧ Filter a batch of n items based on an $O(1)$ -time condition, within $O(n)$ work and $O(\log n)$ span.
- ✧ Partition a sorted batch of n items around a sorted batch of k pivots, within $O(k \cdot \log(\frac{n}{k} + 1) + k)$ work and $O(\log n + \log k)$ span.
- ✧ Joining a batch of batches of items, with n items in total, within $O(n)$ work and $O(\log n)$ span.
- ✧ Merging two sorted batches of items, with n items in total, within $O(n)$ work and $O(\log n)$ span.

We will always store any (non-empty) **batch** of items in a **BBT**, namely a leaf-based height-balanced binary tree (i.e. with the items only at its leaves). Each binary tree T is identified with its root node $T.\mathbf{root}$, and each node v of T stores the following:

- ✧ $v.\mathbf{left}$ and $v.\mathbf{right}$ are its left and right child nodes respectively.
- ✧ $v.\mathbf{height}$ and $v.\mathbf{size}$ are the height and number of leaves respectively of the subtree at v .
- ✧ $v.\mathbf{first}$ and $v.\mathbf{last}$ are the first item and last item respective in the subtree at v .

For convenience, we shall also use $V(T)$ to denote the nodes in T , and $H(T, h)$ to denote the nodes in T with subtree height h (i.e. $v \in H(T, h)$ iff $v.\mathbf{height} = h$).

6.1 Pipelined Splitting

The **pipelined splitting scheme** is the key technique employed here for these parallel batch operations. The basic idea is that if we want to distribute the leaves of a binary tree U to the leaves of another binary tree T , such that each leaf of T receives an ordered slice of U (Definition 2), then we can **push U down T** in a *pipelined* fashion. Specifically, when a subtree arrives at an internal node, either we can push it down to a child node, or we can start **splitting** it according to the desired final distribution, each time pushing one of its halves down to a child node. Note that the subtrees arriving at each node of T form a slice of U .

Definition 2 (Binary Tree Slice). A **slice** of a binary tree T is a sequence of disjoint non-sibling subtrees of T that contain a set of consecutive leaves of T . An **ordered slice** of T is a slice of T that has the subtrees listed in rightward order in T .

It turns out that we can use queues $v.\mathbf{queue}[1]$ and $v.\mathbf{queue}[2]$ to store the unprocessed subtrees at v , and maintain the **splitting invariant** that $\text{reverse}(v.\mathbf{queue}[1]) + v.\mathbf{queue}[2]$ forms an ordered slice of U . To do so, when we process a subtree at v from $v.\mathbf{queue}[i]$, if we can push it down whole to a child w of v then we push it onto $w.\mathbf{queue}[i]$, otherwise when we are splitting it we always push the split subtrees onto $v.\mathbf{left.queue}[2]$ or $v.\mathbf{right.queue}[1]$. Figure 1 illustrates this pipelined splitting scheme.

¹ In this paper we use only integer addition, subtraction, multiplication, modulo and equality.

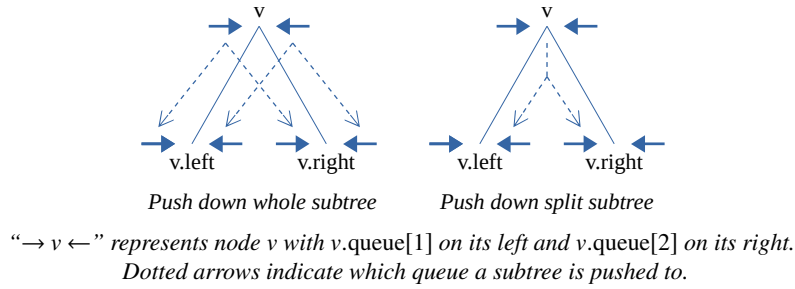


Figure 1: Pipelined splitting scheme

This scheme can be carried out using a procedure $v.pushdown$ at each node v that is run only via reactivation calls (see Section 5.1), where each run of $v.pushdown$ processes one subtree from each queue (if any), and reactivates $w.pushdown$ for any child w of v that it pushes a subtree down to. If the processed subtree is to be split, $v.pushdown$ forks a separate **splitting process** for that. At the start we can simply push U onto $T.queue[1]$. One can now observe that at most one subtree that arrives at a node v will be split, and the splitting invariant guarantees that every subtree that arrives at v later will only be pushed onto the outer queues $v.left.queue[1]$ or $v.right.queue[2]$. Therefore no concurrent pushes and no concurrent pops are ever performed on any queue.

Thus each queue can be implemented using a **dedicated queue**, which is a non-blocking queue implemented by a linked list L in the following manner. L maintains pointers to both the first node $L.head$ and the last node $L.tail$, and every node v in L except $L.tail$ stores an item $v.value$ and a pointer to the next node $v.next$, and $L.tail.next = null$. Initially $L.head = L.tail$. The queue operations are implemented as follows:

- ✧ **Push(x)**: Create Node w with $w.next := null$. Set $L.tail.value := x$. Set $L.tail.next := w$. Set $L.tail = w$.
- ✧ **Pop()**: Create Pointer $h := L.head$. If $h.next \neq null$, set $L.head := h.next$. Return $h.value$.

The total span is just $O(T.height + U.height)$ if we can always determine within $O(1)$ span whether a subtree of U can be pushed down whole from a given node v of T to a given child w of v or not. Intuitively, this is because the processing of a subtree B of U at node v of T depends only on the processing of B at the parent of v and the processing of the preceding subtree B' of U at v (either B' is before B in the queue or B' was a parent subtree of B in the splitting process), and B' has lower depth than B in U . But we must know what exactly the pipelined splitting scheme is used for to get a good bound on the total work.

6.2 Parallel Filtering

Parallel filtering an (unsorted) batch T according to a condition C , without changing the order in the batch, is done in 3 phases:

1. **Preprocessing phase**: Each item in T that satisfies C has a rank in the sublist of T that satisfies C , which we shall call its filtered-rank. Recursively compute for each node v in T the number $v.count$ of filtered items (i.e. items that satisfy C) in the subtree at v . Then recursively compute for each node v in T the interval $v.range$ of filtered-ranks of the filtered items in the subtree at v . Then construct a blank batch U of size $T.root.count$ that is a complete BBT (i.e. every level is full except perhaps the last), and compute for each node w of U the number $w.count$ of leaves in its subtree and the interval $w.range$ of their ranks in U . And place a barrier $w.done$ at each leaf w of U .
2. **Push-down phase**: Use the pipelined splitting scheme (Section 6.1) to push U down T , where a subtree B of U is pushed down whole to a node v of T iff $B.range \subseteq v.range$. Then clearly each leaf of U will be pushed down to a unique leaf of T that has an item satisfying C , and the order of those leaves in U is the same as the order of those items in T . Thus when a leaf w of U reaches a leaf v of T , we can simply copy the item from v to w and then notify $w.done$.
3. **Collating phase**: After starting the push-down phase, recursively wait at $w.done$ for each leaf w of U , before returning U . Then clearly U is only returned after the push-down phase has finished.

We shall now give the technical details, including the specific push-down phase produced by applying the pipelined-splitting scheme here. We shall also state the splitting invariant in greater detail and prove it specifically for parallel filtering.

Definition 3 (Parallel Filtering). Parallel filtering an (unsorted) batch (or more generally a leaf-based binary tree) T according to a condition C (such as less than a pivot key), without changing the order in the batch, is done via the following procedure:

First **preprocess** the input batch and prepare the output batch:

1. Recursively for each node v of T , compute the number $v.count$ of items in the subtree at v that satisfy C . Then recursively compute $v.rstart$ and $v.rend$ for each node v of T , defined by $T.root.rstart = 0$ and $v.left.rstart = v.rstart$ and $v.right.rstart = v.rstart + v.left.count$ and $v.rend = v.rstart + v.count$ for each internal node v of T .
2. If $T.root.count = 0$, return a blank output batch (skipping all the other phases).
3. Construct a blank output batch U of size $T.root.count$, and compute for each node v of U the number $v.count$ of leaves in its subtree, and $v.rstart$ and $v.rend$ defined in exactly the same way as for T .
4. Recursively place at each leaf v of U a Barrier $v.done$. // see Appendix [Definition 43](#)

Then **push U down T** to the appropriate leaf nodes via a **pipelined splitting scheme**:

1. Recursively place at each node v of T two DedicatedQueues $v.queue[1..2]$, each initialized to be empty.
2. Define **feeding B** to $v.queue[i]$ to be pushing B onto $v.queue[i]$ and then reactivating $v.pushdown$.
3. Start by feeding $U.root$ to $T.root.queue[1]$.
4. Whenever $v.pushdown$ is reactivated for some node v of T , it does the following for each i in $[1..2]$ sequentially:
 - (a) Pop subtree B off $v.queue[i]$. If $B = null$ (i.e. $v.queue[i]$ was empty), continue (i.e. skip this i).
 - (b) Reactivate $v.pushdown$.
 - (c) If v is a leaf, copy the item from v into B and then call $B.done.notify()$ and continue.
 - (d) If $B.rend \leq v.left.rend$, feed B to $v.left.queue[i]$ and continue.
 - (e) If $B.rstart \geq v.right.rstart$, feed B to $v.right.queue[i]$ and continue.
 - (f) Fork the following **splitting process**:

While B is not a leaf:

If $B.left.rend \leq v.left.rend$:

Feed $B.left$ to $v.left.queue[2]$ and set $B := B.right$.

Otherwise:

Feed $B.right$ to $v.right.queue[1]$ and set $B := B.left$.

If $B.rend \leq v.left.rend$, feed B to $v.left.queue[2]$, otherwise feed B to $v.right.queue[1]$.

And (after starting the push-down phase) **collate** the results by the following steps:

1. Recursively call $v.done.wait()$ for each leaf v of U (and wait for all to finish).
2. Recursively update $v.first$ and $v.last$ for each node v of U .
3. Return U .

Lemma 4 (Parallel Filtering Invariants). The [Parallel Filtering](#) algorithm satisfies the following for each node v of T :

1. The subtrees fed to v (i.e. to either $v.queue[1]$ or $v.queue[2]$) form a slice of U .
2. The subtrees fed to $v.queue[1]$ are (strictly) on the left in U of those fed to $v.queue[2]$.
3. The subtrees fed to $v.queue[1]$ are in (strictly) leftward order and increasing depth in U .
4. The subtrees fed to $v.queue[2]$ are in (strictly) rightward order and increasing depth in U .
5. The splitting process ([step 4f](#)) at v runs at most once, and once it starts running it will be the only thread that pushes onto $v.left.queue[2]$ or $v.right.queue[1]$.

Proof. We use structural induction on T . Invariants 1,2 follow from themselves for $v.parent$ (i.e. the parent of v). Invariants 3,4 follow from themselves and Invariants 2,5 for $v.parent$. To establish Invariant 5, observe that the splitting process runs at most once per node, by Invariant 1, and when it starts running on a subtree B from $v.queue[1]$ the following hold:

- ✧ Every subtree from $v.queue[2]$ is on the right of B , by Invariant 2, and so none of it gets fed to $v.left$. Hence from then on only the splitting process pushes onto $v.left.queue[2]$.
- ✧ Every subsequent subtree from $v.queue[1]$ is on the left of B , by Invariant 3, and so none of it gets fed to $v.right$. Also, every preceding subtree from $v.queue[1]$ had already been fed to $v.right$ in a preceding run of $v.pushdown$. Hence from then on only the splitting process pushes onto $v.right.queue[1]$.

Likewise for a subtree B from $v.queue[2]$, by symmetry. Therefore Invariant 5 holds. ◇

Using these invariants we can prove both the correctness and costs of parallel filtering. In particular, by Invariant 5 there are no concurrent pushes performed on the dedicated queues, as required, and hence the pipelined splitting scheme runs correctly. And now we shall bound the parallel filtering costs.

Lemma 5 (Tree Path Length Sum). Given any tree T with e edges, for each node v of T let $m(v)$ be the length of the shortest path from v to a leaf if v has at least 2 children, but 0 otherwise. Then $\sum_{v \in V(T)} m(v) \leq e$.

Proof. Let C be the nodes of T with at least 2 children. For each node v of T , let $P(v)$ be the downward path from v that first takes the leftmost edge and then takes rightmost edges all the way to a leaf. Observe that $P(v)$ and $P(w)$ have disjoint edges for any v, w in C , since if they pass through a common node x then it must be that one of them starts at x , so that path takes the leftmost edge, which is not the rightmost edge taken by the other path. Therefore $\sum_{v \in V(T)} m(v) \leq \sum_{v \in C} P(v).length \leq e$. \diamond

Definition 6 (Log-Splitting Property). We say that a binary tree T is c -log-splitting if every slice of T containing k leaves of T has at most $c \cdot \log(k+1)$ subtrees of T . Note that every BBT is 4-log-splitting.

Theorem 7 (Parallel Filtering Costs). Parallel filtering a batch T of size n according to a condition C takes $O(n \cdot w)$ work and $O(\log n + s)$ span if every evaluation of C takes $O(w)$ work and $O(s)$ span.

Proof. The preprocessing phase clearly takes $O(n \cdot w)$ work and $O(\log n + s)$ span. And the collating phase clearly takes $O(n)$ work and finishes within $O(\log n)$ span after the push-down phase finishes. So it only remains to show that the push-down phase takes $O(n)$ work and $O(\log n)$ span. Clearly initializing the queues takes $O(n)$ work and $O(T.height) \subseteq O(\log n)$ span.

Now observe that the remaining work taken is $O(1)$ times the number of feedings, since every self-reactivation of $v.pushdown$ corresponds to a unique subtree that had been popped off $v.queue[1]$ or $v.queue[2]$, and every while-loop iteration in the splitting process at v feeds a subtree to a child of v . Each node v of T has $O(\log(v.count + 1)) \subseteq O(\log v.size + 1)$ subtrees fed to it (by Lemma 4 Invariant 1 since U is 4-log-splitting), and $\log v.size$ is $O(1)$ times the length of the shortest path from v to a leaf (since T is a BBT). Thus the number of feedings is $O(1)$ times the number of edges of T (by Lemma 5), which is $O(n)$.

To bound the span taken, partition each run of $v.pushdown$ or the splitting process at v (step 4f) into fragments around the for- i or while-loop boundaries, and call such a fragment a (v, X) -fragment if it handles a subtree X (i.e. it pops X off some queue or it is a fragment of the splitting process at v with B having initial value X). Observe that each fragment runs within $O(1)$ span once the fragments it depends on have finished. Now consider each (v, X) -fragment F . If F pops X off $v.queue[i]$, then F depends on at most a $(v.parent, X)$ -fragment (that fed X to v) and a (v, X') -fragment where X' is the subtree just before X in $v.queue[i]$, and X' has a lower depth than X in U by Lemma 4 Invariants 3,4. If F is a splitting process fragment, then it depends on either the (v, X) -fragment of $v.pushdown$ that forked it or the $(v, X.parent)$ -fragment of the same splitting process, and of course $X.parent$ has lower depth than X in U . Therefore by induction, F runs within $O(k + m + 1)$ span once the push-down phase starts, where k, m are the depths of v, X in T, U respectively. Thus the whole push-down phase finishes within $O(T.height + U.height + 1) \subseteq O(\log n)$ span. \diamond

Sometimes, it is also useful to use parallel filtering on a leaf-based binary tree that may not be balanced, in which case we have the following cost bounds.

Theorem 8 (Parallel Filtering Costs). Parallel filtering a leaf-based binary tree T of size n and height h according to a condition C takes $O(n \cdot w + k \cdot h)$ work and $O(h + s)$ span if every evaluation of C takes $O(w)$ work and $O(s)$ span and the output batch has size k .

Proof. By the same argument as above, we just need to bound the number of feedings, which is clearly $O(k \cdot h)$ because the output batch has $O(k)$ nodes and each is fed at most h times. The proof of the span bound is the same as above. \diamond

Definition 9 (Parallel Balancing). Parallel balancing a batch T of items to make the underlying BBT be a complete binary tree, without changing the order in the batch, can be done by parallel filtering (Section 6.2) with no condition (i.e. the condition C always returns *true*).

Theorem 10 (Parallel Balancing Costs). Parallel balancing a batch of n items takes $O(n)$ work and $O(\log n)$ span.

Proof. The claim follows immediately from Parallel Filtering Costs (Theorem 7). \diamond

In general, we can use change the shape of the underlying BBT of any batch by simply parallel filtering with the output batch constructed to have the desired shape.

6.3 Parallel Partitioning

Exactly the same technique allows us to do parallel multi-way partitioning of a sorted batch T of items around a sorted batch P of pivot items, in 3 similar phases:

1. **Preprocessing phase:** Insert ∞ into P (treating ∞ as more than every item). Then place a flag $v.frozen := false$ and a barrier $v.fed$ at each node v of P .
2. **Push-down phase:** Use the pipelined splitting scheme (Section 6.1) to push T down P , where a subtree B of T is pushed down whole from a node v of P to $v.left$ iff $B.last \leq v.left.last$ and to $v.right$ iff $B.first > v.left.last$. Then clearly each item x in T will be pushed down to the leftmost leaf v of P such that $x \leq v.last$. Along the way, if $v.pushdown$ finds that both $v.queue[1]$ and $v.queue[2]$ are empty and that $v.fed$ has been notified, then it waits for the splitting process at v to finish (if any, via a barrier created just before the splitting process is started), and then freezes v if $v.frozen$ is *false*. Freezing v comprises setting $v.frozen := true$ and for each child w of v notifying $w.fed$ before reactivating $w.pushdown$. This ensures that $w.fed$ is notified for every leaf node w of P once all items in T have been pushed down to a leaf of P , and no earlier.
3. **Collating phase:** After starting the push-down phase, recursively for each leaf v of P , wait at $v.fed$ before joining the subtrees in each $v.queue[i]$ in reverse order (which is from short to tall), and then tagging v with the join of the results.

As before, we shall give the technical details of the whole parallel partitioning algorithm here.

Definition 11 (Parallel Partitioning). Parallel partitioning a sorted batch T of items around a sorted batch P of pivot items is done via the following procedure:

Insert ∞ into P (as the rightmost leaf).

Then **push T down P** by essentially the same pipelined splitting scheme as in [Parallel Filtering \(Section 6.2\)](#):

1. Recursively place at each node v of P :
 - ✧ DedicatedQueues $v.queue[1..2]$, each initialized to be empty.
 - ✧ Bool $v.frozen := false$.
 - ✧ Barrier $v.fed$. // see Appendix [Definition 43](#)
 - ✧ Pointer $v.split := null$.
2. Define **feeding** B to $v.queue[i]$ to be pushing B onto $v.queue[i]$ and then reactivating $v.pushdown$.
3. Start by calling $P.root.fed.notify()$ and then feeding $T.root$ to $P.root.queue[1]$.
4. Whenever $v.pushdown$ is reactivated for some node v of P , it runs the following:
 - If v is a leaf, return.
 - Create Bool $empty := true$
 - For each i in $[1..2]$:
 - Pop subtree B off $v.queue[i]$. If $B = null$ (i.e. $v.queue[i]$ was empty), continue (i.e. skip this i).
 - Reactivate $v.pushdown$ and set $empty := false$.
 - If $B.last \leq v.left.last$, feed B to $v.left.queue[i]$ and continue.
 - If $B.first > v.left.last$, feed B to $v.right.queue[i]$ and continue.
 - Create Barrier $v.split$. // see Appendix [Definition 43](#)
 - Fork the following **splitting process**:
 - While B is not a leaf:
 - If $B.left.last \leq v.left.last$:
 - Feed $B.left$ to $v.left.queue[2]$ and set $B := B.right$.
 - Otherwise:
 - Feed $B.right$ to $v.right.queue[1]$ and set $B := B.left$.
 - If $B.last \leq v.left.last$, feed B to $v.left.queue[2]$, otherwise feed B to $v.right.queue[1]$.
 - Call $v.split.notify()$.
 - If $empty$ and $v.fed.notify()$: // if v will not feed any more subtrees to its children //
 - If $v.split \neq null$, call $v.split.wait()$.
 - If $v.frozen$, return, otherwise set $v.frozen := true$.
 - Call $v.left.fed.notify()$ and $v.right.fed.notify()$.
 - Reactivate $v.left.pushdown$ and $v.right.pushdown$.

And (after starting the push-down phase) **collate** the results by doing the following for each leaf v of P :

1. Call $v.fed.wait()$.
2. Join the batches in each queue in reverse order.
3. Tag v with the join of the results.

The correctness of the push-down phase in this parallel partitioning algorithm follows in the same way as for parallel filtering. To check the correctness of the whole algorithm, we just need to observe the following invariants:

1. If at any time $v.\text{fed.notified}()$ is *true*, then there will be no more feeding to any queue of v .
2. If at any time an internal node v has empty queues and is not running the splitting process, and $v.\text{fed.notified}()$ is *true*, then within $O(1)$ span both $v.\text{left.fed.notified}()$ and $v.\text{right.fed.notified}()$ will be *true* and remain *true*.

These invariants imply that eventually $v.\text{fed.notified}()$ will become and remain *true* for every leaf of P , after which the recursive waiting will be done and the results will be collated.

Lemma 12 (BBT Slice Joining). Any ordered slice S of a BBT T containing k leaves can be joined into a single BBT in $O(\log(k+1))$ sequential time.

Proof. S is the concatenation of two ordered slices such that in each of them the subtrees have monotonic height with at most one pair of the same height. Thus we can join the subtrees in each ordered slice from shortest to tallest, taking $O(1)$ time per join, and then join the two results in $O(\log(k+1))$ time. \diamond

Lemma 13 (BBT Log Sum Bound). Take any real n , and any BBT T with k leaves and a non-negative real weight-function m on its nodes such that $\sum_{v \in H(T,h)} m(v) \leq n$ for every $h \in [0..T.\text{height}]$. Then $\sum_{v \in V(T)} \log(m(v)+1) \in O(k \cdot \log(\frac{n}{k} + 1) + k)$.

Proof. Let $c(h)$ be the size of $H(T,h)$. Each node in $H(T,h)$ has at least $(\frac{3}{2})^h$ leaves by induction, and hence $c(h) \leq k \cdot r^h$ where $r = \frac{2}{3}$. And $\sum_{v \in H(T,h)} \log(m(v)+1) \leq c(h) \cdot \log(\frac{n}{c(h)} + 1)$ by Jensen's inequality. Since $c \cdot \log(\frac{n}{c} + 1)$ increases when c increases, $\sum_{v \in V(T)} \log(m(v)+1) \leq \sum_{h=0}^{\infty} (k \cdot r^h \cdot \log(\frac{n}{k \cdot r^h} + 1)) \leq \sum_{h=0}^{\infty} (k \cdot r^h \cdot (\log(\frac{n}{k} + 1) + h \cdot \log \frac{1}{r})) \in O(k \cdot \log(\frac{n}{k} + 1) + k)$. \diamond

Theorem 14 (Parallel Partitioning Costs). Parallel partitioning a sorted batch T of n items around a sorted batch P of k pivots takes $O(k \cdot \log(\frac{n}{k} + 1) + k)$ work and $O(\log n + \log k)$ span.

Proof. First we bound the work and span taken by the push-down phase. Preparing P (i.e. inserting ∞ , balancing, and initializing the nodes) takes $O(\log n + k)$ work and $O(\log k)$ span, and $\log n < \log(n+1) + (k-1) \cdot \log 1 \leq k \cdot \log(\frac{n}{k} + 1)$ by Jensen's inequality. Observe that the remaining work is $O(1)$ times the number of feedings plus $O(1)$ times the number of times $v.\text{frozen}$ is set from *false* to *true* for some node v . The latter is clearly $O(k)$, so it suffices to bound the number of feedings.

The subtrees fed to each node v of P form a slice of T (Definition 2), so the number of feedings to v is at most $4 \cdot \log(w(v)+1)$ where $w(v)$ is the total number of items in that slice (since T is 4-log-splitting). And clearly $\sum_{v \in H(P,h)} w(v) \leq n$ for every $h \in [0..P.\text{height}]$. Thus by the BBT Log Sum Bound (Lemma 13) the total number of feedings is $O(k \cdot \log(\frac{n}{k} + 1) + k)$.

Therefore the push-down phase takes $O(k \cdot \log(\frac{n}{k} + 1) + k)$ work and $O(\log n + \log k)$ span, where the proof of the span bound is the same as for Parallel Filtering Costs (Theorem 7).

Finally, we bound the work and span taken by the collation phase. The waiting clearly takes $O(k)$ work and $O(\log k)$ span. Joining the subtrees at each leaf v of P takes $O(\log(m(v)+1)) \subseteq O(\log n)$ work/span (see Lemma 4 and Lemma 12). Thus the collation phase takes $O(1)$ times the work taken by the push-down phase, and we are done. \diamond

6.4 Parallel Joining

Parallel joining of a batch of batches is a very useful basic operation, but we will not need to use it in the batch-parallel 2-3 tree \mathbb{T} . Nevertheless, we include it here for the sake of completeness.

Definition 15 (Parallel Joining). Parallel joining a batch T of b batches is done via the following 2-phase procedure:

1. Replace each leaf v of T by the BBT for the batch at v if that batch is non-empty, otherwise put a dummy item (*null*) at v .
2. Parallel filter (Section 6.2) T to remove dummy items and hence obtain the desired output batch U .

Definition 16. We say that a binary tree T is c -balanced if $v.\text{height} \leq c \cdot \log(v.\text{size})$ for every node v of T .

Lemma 17 (Balanced Tree Bound). $\sum_{v \in T.\text{nodes}} \log(v.\text{size}) \leq 4c \cdot n$ for every c -balanced binary tree T with n leaves.

Proof. Let $A(v)$ be the ancestors of any node v of T (including v). Then $v.\text{size} \geq 2^{v.\text{height}/c} \geq 2^{d/c} > 3$ for the d -th ancestor v of any leaf x of T such that $d \geq 2c$. Note that $\frac{\log 2}{2} < \frac{\log 3}{3}$ and $\frac{\log k}{k} \leq \frac{\log m}{m}$ for any naturals $k \geq m \geq 3$. Thus $\sum_{v \in T.\text{nodes}} \log(v.\text{size}) = \sum_{x \in T.\text{leaves}} \sum_{v \in A(x)} \frac{\log(v.\text{size})}{v.\text{size}} < \sum_{x \in T.\text{leaves}} \left(2c \cdot \frac{\log 3}{3} + \sum_{d=2c}^{\infty} \frac{d/c}{2^{d/c}} \right) \leq 4c \cdot n$, because $\sum_{d=2c}^{\infty} \frac{d/c}{2^{d/c}} = \sum_{k=2}^{\infty} \sum_{i=0}^{c-1} \frac{(k \cdot c + i)/c}{2^{(k \cdot c + i)/c}} < \sum_{k=2}^{\infty} \left(c \cdot \frac{k+1}{2^k} \right) = 2c$. \diamond

Theorem 18 (Parallel Joining Costs). Parallel joining a batch of b batches with total size n takes $O(b+n)$ work and $O(\log b + \log n)$ span.

Proof. Phase 1 clearly takes $O(b+n)$ work and $O(\log b + \log n)$ span, after which T is 4-balanced since every BBT is 2-balanced. Following the proof of [Parallel Filtering Costs \(Theorem 7\)](#), it suffices to show that $\sum_{v \in T.\text{nodes}} \log(v.\text{size}) \in O(n)$, which follows from the [Balanced Tree Bound \(Lemma 17\)](#). \diamond

Remark. Alternatively, in phase 2 we can push T down U instead. After phase 1, T may not be a BBT, but still has $O(\log n)$ height and is 8-log-splitting. Thus the same proof as for [Parallel Filtering Costs \(Theorem 7\)](#) holds.

Note that if we have a batch of unsorted instances of \mathbb{T} , rather than just a batch of plain batches, then there is a more efficient algorithm to join them ([Section 7.5](#)).

6.5 Parallel Merging

Another useful operation is parallel merging of two sorted batches. As with parallel joining, we do not need it in the batch-parallel 2-3 tree \mathbb{T} , but we shall provide the algorithm here.

Definition 19 (Parallel Merging). Parallel merging two sorted lists A, B is done via the following 3-phase procedure:

1. Parallel partition ([Section 6.3](#)) B around A , resulting in a part of B at each leaf of A .
2. For each leaf v of A , insert the item of A at v into the part of B at v , optionally combining duplicates of the same item. (This combining procedure can be any $O(1)$ -time procedure.)
3. Parallel join ([Section 6.4](#)) the resulting batches at the leaves of v .

Theorem 20 (Parallel Merging Costs). Parallel merging sorted lists A, B with total size n takes $O(n)$ work and $O(\log n)$ span.

Proof. Let k, m be the sizes of A, B respectively. Then phase 1 takes $O(k \cdot \log(\frac{m}{k} + 1) + k) \subseteq O(k+m)$ work and $O(\log k + \log m)$ span ([Theorem 14](#)). Let c_i be the size of the part of B that was at the i -th leaf of A after phase 1. Then phase 2 takes $O(\sum_{i=1}^k \log(c_i + 1) + k) \subseteq O(k \cdot \log(\frac{m}{k} + 1) + k)$ work (by Jensen's inequality) and $O(\log k + \log m)$ span. And phase 3 takes $O(n)$ work and $O(\log n)$ span ([Theorem 18](#)). \diamond

Note that if we have two sorted instances of \mathbb{T} , rather than plain batches, then we can merge them more efficiently ([Section 8](#)). Anyway, this immediately yields a (deterministic) merge-sort algorithm that takes $O(n \cdot \log n)$ work and $O((\log n)^2)$ span on any input batch of n items.

7 Batch-Parallel 2-3 Tree

We now present the batch-parallel 2-3 tree \mathbb{T} and explain how to support the following operations on \mathbb{T} :

- ✧ **Unsorted batch search:** Search for an unsorted batch of b items within $O(b \cdot \log n)$ work and $O(\log b \cdot \log n)$ span, tagging each search with the result and a direct pointer to the item in \mathbb{T} (if it exists).
- ✧ **Sorted batch access:** Perform an item-sorted batch of b accesses (i.e. searches/updates, inserts and deletes) to distinct items within $O(b \cdot \log(\frac{n}{b} + 1) + b)$ work and $O(\log b + \log n)$ span, tagging each access with the result and a direct pointer to the item in \mathbb{T} (if it exists).
- ✧ **Batch reverse-indexing:** Given an unsorted batch of b direct pointers to distinct items in \mathbb{T} , return a sorted batch of those items within $O(b \cdot \log \frac{n}{b} + b)$ work and $O(\log n)$ span.

Here n is the number of items in T , and a **direct pointer** is an object that allows reading or modifying any values attached to the item in \mathbb{T} (but of course not modifying the item itself) in $O(1)$ steps. It must also be used in the batch reverse-indexing operation.

The unsorted batch search is useful when $b \gg n$ in which case it is more efficient than sorting the batch. The batch reverse-indexing operation is useful in maintaining synced instances of \mathbb{T} with the same items but sorted differently; we can tag each item with direct pointers into other instances of \mathbb{T} , and after performing an \leftarrow -sorted batch access on an \leftarrow -sorted instance S_1 , we can use the obtained batch of direct pointers into an \leftarrow -sorted instance S_2 to obtain the corresponding \leftarrow -sorted batch of items, which we can then use to perform the same accesses on S_2 .

Note that the sorted batch access requires that the accesses are to distinct items, but there is no actual disadvantage to that constraint. Suppose we are given an item-sorted input batch I of b accesses that may have multiple accesses to be the same item. We can perform an easy parallel recursion on I to compute which accesses to an item x are the leftmost access to x in I . Then we can recursively join all the accesses to x into a single batch B_x (see [Lemma 12](#)), store it at the leftmost access to x , and compute the effective result of B_x (if they are performed in order), within $O(1)$ work per access and $O(\log b)$ span. After that, we can parallel filter ([Section 6.2](#)) out those leftmost accesses from I to obtain an item-sorted batch I' of the effective accesses, which are to distinct items, within $O(b)$ work and $O(\log b)$ span ([Theorem 7](#)). We can now perform the usual sorted batch access on I' , and perform one more parallel recursion to tag the original accesses in I with the appropriate results.

7.1 Preliminaries & Notation

\mathbb{T} stores the items in a leaf-based 2-3 tree encoded as a leaf-based red-black tree T (i.e. every red node has two black child nodes, and every black node is either a leaf or has two child nodes at most one of which is red, and the black nodes correspond to the nodes of the 2-3 tree). From now on we shall drop the adjective “leaf-based” since we only use leaf-based trees.

For any 2-3 tree T we shall also denote the children of a node v of T by $v.\text{left}$ and $v.\text{right}$ and $v.\text{mid}$ (if it exists), and denote the height of v in T by $v.\text{height}$. If T is encoded as a red-black tree T' and v corresponds to the node v' in T' , then $v.\text{left}$ would correspond to the first black descendant of v' (and not necessarily $v'.\text{left}$), and likewise for $v.\text{right}$, and $v.\text{height}$ would be the number of black nodes excluding v' in any path from v' to a leaf in T' . These apparent ambiguities will always be resolved by the context, which will always specify whether we treat a node as in a 2-3 tree or in a red-black tree.

For convenience, let $X + Y$ denote the standard join of 2-3 trees X, Y in that order, and identify a 2-3 tree with its root node. Also we shall write “ $X \sim Y$ ” and “ $X \gg Y$ ” as short for “ $X.\text{height} = Y.\text{height}$ ” and “ $X.\text{height} > Y.\text{height}$ ” respectively.

7.2 Unsorted Batch Search

Performing an **unsorted search** on an input batch I of b items is done by calling $\text{USearch}(T.\text{root}, I)$ ([Definition 21](#)). Note that we cannot simply spawn a thread for each search that traverses T from root to leaf, as it would incur $\Omega(b)$ span at the root of T in the queued contention model ([Section 5.1](#)).

Definition 21 (Unsorted Search).

Private USearch(Node v of BBT T , Item Batch B): // treat T as a BBT

If B is empty, return.

If v is a leaf, recursively tag each item x in B with a direct pointer to v if $x = v.\text{last}$, and then return.

Parallel partition B around pivot $v.\text{left}.\text{last}$ into a lower part L and an upper part R (see [Section 6.2](#)).

In parallel call $\text{USearch}(v.\text{left}, L)$ and $\text{USearch}(v.\text{right}, R)$ (and wait for both to finish).

Theorem 22 (Unsorted Search Costs). $\text{USearch}(T.\text{root}, I)$ takes $O(b \cdot \log n)$ work and $O(\log b \cdot \log n)$ span.

Proof. Clearly we can ignore any call $\text{USearch}(v, B)$ where B is empty. Each call $\text{USearch}(v, B)$ with non-empty B at an internal node v of T takes $O(B.\text{size})$ work and $O(\log b)$ span to partition B into L and R (Theorem 7). Hence the entire unsorted batch search takes $O(b \cdot \log n)$ work and $O(\log b \cdot \log n)$ span. \diamond

7.3 Sorted Batch Access

Performing a **sorted access** on an item-sorted input batch I of accesses to distinct items is done in 3 phases:

1. **Splitting phase:** Split the items in T (treated as a BBT) around the items in $I \setminus I.\text{last}$, using [Parallel Partitioning](#) (Section 6.3) but without inserting ∞ and without collating. Then every item x in T will end up in some subtree of T at a leaf v of I such that every leaf of I before v has item less than x and every leaf of I after v has item greater than x .
2. **Execution phase:** At each leaf v of I , join the subtrees of T at v into a single 2-3 tree (see Theorem 29), and execute the access at v is on that 2-3 tree.
3. **Joining phase:** Recursively join the 2-3 trees at the leaves of I via a *pipelined joining scheme* that pushes those 2-3 trees down each other. Here is a high-level overview and explanation of the algorithm:
 - (a) Define the **spine structure** (Definition 23) of a non-root spine node v (i.e. along the leftmost/rightmost path) of a 2-3 tree X as the $v.\text{height}$ -bit binary number where the k -th (most significant) bit is 1 if the k -th spine node from v downwards (along the spine) has 3 children, and is 0 otherwise. Then given any 2-3 trees and their left/right children's spine structures, we can within $O(1)$ steps determine whether the join overflows (i.e. is taller than the original trees) and compute the left/right children's spine structures for the join (Theorem 24, and see Figure 2 below).
 - (b) Augmenting every 2-3 tree with spine structure (i.e. the spine structure of every non-root spine node v is stored in $v.\text{spine}$) allows us to join any 2-3 tree Y into X *top-down*, if $X \sim Y$ or $X \gg Y$, where we view the joining as pushing Y down the spine of X , and at each node v we perform a *local adjustment* that has the desired effect, based on Y and $v.\text{left}, v.\text{mid}, v.\text{right}$ and $v.\text{left.spine}, v.\text{right.spine}$ alone. Specifically, we immediately update $v.\text{left}, v.\text{mid}, v.\text{right}$ and $v.\text{left.spine}, v.\text{right.spine}$ to their final values after the join. This includes when $c + Y$ overflows where c is the next node along the way, in which case we also create a blank child w of v and tag Y with w , so that at c we can move the overflowed subtrees to w without having to access v again. (See Table 1 below for all needed local adjustments.)
 - (c) Observe that each local adjustment in the above top-down joining procedure is *independent* from other local adjustments made at any other node in the 2-3 tree (Lemma 30), and hence multiple join operations can be *pipelined* without affecting the result (Lemma 31), as long as the local adjustments done at each node remain in the same order.
 - (d) This order constraint is easily achieved by using a dedicated queue $v.\text{queue}$ at each spine node v of X to maintain the 2-3 trees currently at v , and using a procedure $v.\text{joinin}$ that is run only via reactivation calls (see Section 5.1) to process each 2-3 tree X in $v.\text{queue}$ one by one and perform the appropriate local adjustment at v before pushing X down to a child of v if appropriate. To push a 2-3 tree down to a node w , we push it onto (the back of) $w.\text{queue}$ and then reactivate $w.\text{joinin}$. $v.\text{joinin}$ also reactivates itself after it has processed each 2-3 tree from $v.\text{queue}$.
 - (e) Putting everything above together: We just need to prepare each 2-3 tree X at a leaf of I by augmenting it with spine structure, and then at each internal node of I recursively compute the join of the 2-3 trees computed by its children, pipelined in the above manner. Then the root of I would effectively compute the join of all the 2-3 trees at the leaves of I , in the sense that its final state after all queued trees have been processed is the desired join (Theorem 33).
 - (f) So at the end we just have to wait for all queued trees to be processed, which can be done by waiting on a barrier $v.\text{done}$ at every internal node of I (see Section 5.1), where $v.\text{done}$ is notified when the corresponding joining has finished. If that joining was of Y into X , it finishes after the local adjustment that makes Y a subtree of the resulting 2-3 tree, so we just have to tag Y with $v.\text{done}$ so that the local adjustment that finishes that joining can notify $v.\text{done}$.

Operation	Case	Local Adjustment
Join 2-3 trees L and R (where $L \sim R$ or $L \gg R$)	$L \sim R$	
	$L.\text{right} \sim R$	
	$L.\text{right} \gg R$ and $L.\text{right} + R$ overflows	
	$L.\text{right} \gg R$ and $L.\text{right} + R$ does not overflow	
Join 2-3 tree R to the right of 2-3 subtree L (where $L \gg R$)	$L.\text{right} \sim R$	
	$L.\text{right} \gg R$ and $L.\text{right} + R$ overflows	
	$L.\text{right} \gg R$ and $L.\text{right} + R$ does not overflow	

" $L \leftarrow R$ " denotes that R is to be joined to the right of L . " $R[X]$ " denotes that R is tagged with X .

Table 1: Local adjustments for 2-3 tree joining on the right (it is symmetrical on the left)

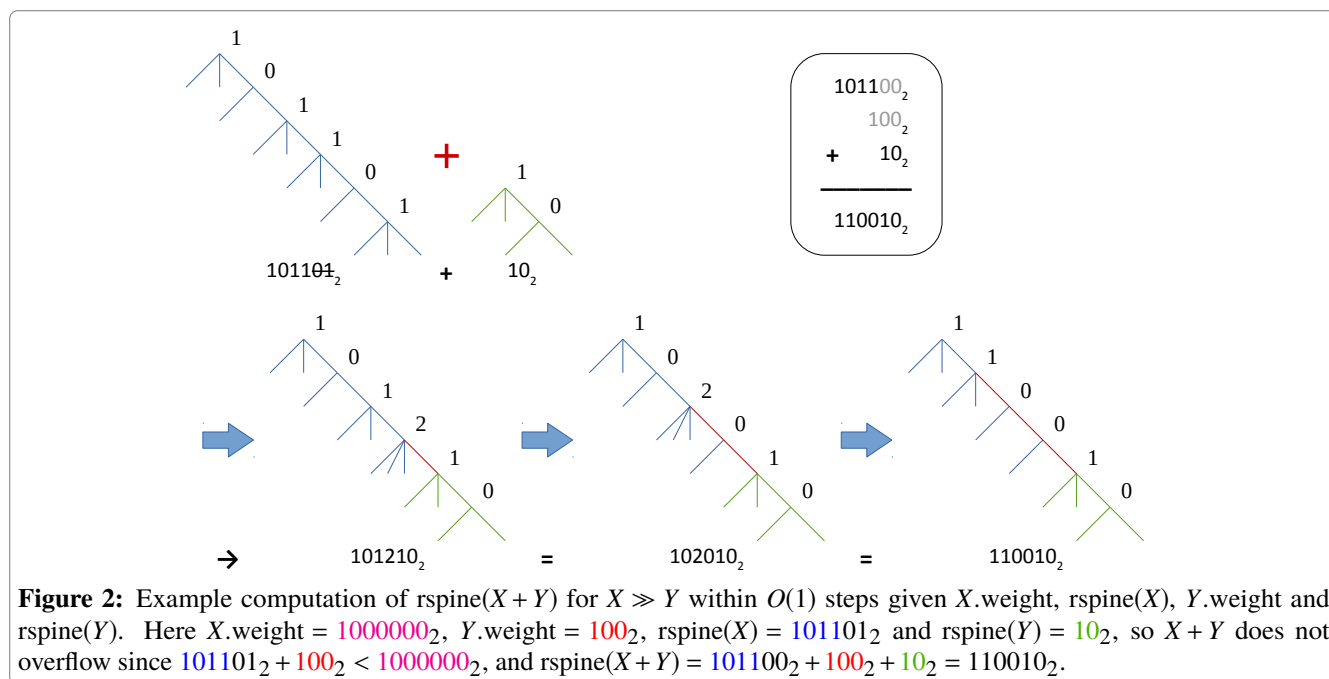
It turns out that the same techniques used in the proof of the [Parallel Partitioning Costs \(Theorem 14\)](#) can be used to prove the desired work and span bounds for the sorted batch access ([Theorem 27](#), [Theorem 36](#), [Theorem 37](#)).

We shall now fill in the technical details. First is the precise definition of spine structure and the proof that it can be easily computed for the result of any join without actually performing the join.

Definition 23 (2-3 Tree Spine Structure). Take any 2-3 tree X . The **right spine structure** of a node v of X is denoted by $\text{rspine}(v)$ and defined as $\sum_{k=1}^{v.\text{height}} (c_k - 2) \cdot 2^{k-1}$ where c_k is the number of children of the node on the right spine of the subtree at v with distance k from the leaf. Symmetrically for the **left spine structure** of v denoted by $\text{lspine}(v)$. The **spine structure** of a non-root node v of X is denoted by $\text{spine}(v)$ and defined as $\text{rspine}(v)$ if v is a right child and $\text{lspine}(v)$ if v is a left child. Note that $\text{rspine}(v)$ is 0 if v is a leaf and is $\text{spine}(v.\text{right}) + (c - 2) \cdot v.\text{right}.\text{weight}$ otherwise, where c is the number of children of v and $v.\text{weight} = 2^{v.\text{height}}$, and symmetrically for $\text{lspine}(v)$. Moreover, if v is a right child, then $\text{spine}(v) = \text{rspine}(v.\text{parent}) \% v.\text{weight}$, and symmetrically for a left child.

Theorem 24 (2-3 Tree Join Spine Structure). Take any 2-3 trees X, Y . Given $X.\text{weight}$, $\text{lspine}(X)$, $\text{rspine}(X)$, $Y.\text{weight}$, $\text{lspine}(Y)$, $\text{rspine}(Y)$, within $O(1)$ steps we can determine whether the join $J := X + Y$ overflows (i.e. $J \gg X, Y$) and compute $\text{lspine}(J)$, $\text{rspine}(J)$.

Proof. If $X \sim Y$, then $X + Y$ overflows, and $\text{lspine}(J) = \text{lspine}(X)$ and $\text{rspine}(J) = \text{rspine}(Y)$, so we are done. So by symmetry we can assume $X \gg Y$. Clearly $X + Y$ overflows iff $\text{rspine}(X) + Y.\text{weight} \geq X.\text{weight}$. During the joining of Y to X , let J' be the tree just after adding Y to X as a right sibling of the right spine node v of X such that $v \sim Y$, and let r be the root. Then $\text{rspine}(J') = \text{rspine}(X) - \text{rspine}(X) \% Y.\text{weight} + Y.\text{weight} + \text{rspine}(Y)$. After that, whenever a non-root 4-child node w is split into two 2-child siblings, $\text{rspine}(r)$ is unchanged, since $w.\text{parent}$ gains 1 child while its rightmost child loses 2 children, and $2_2 = 10_2$. If r is split, $\text{lspine}(r)$ decreases by $X.\text{weight}$. Thus $\text{rspine}(J) = \text{rspine}(J') \% X.\text{weight}$. Finally, we can check that $\text{lspine}(J) = \text{lspine}(X.\text{left}) + (\text{rspine}(J) - \text{rspine}(J) \% J.\text{right}.\text{weight})$. (See Figure 2 for an illustrated example.) \diamond



Next is the algorithm for executing an input batch I of b accesses, which is done by calling `Execute(I)` (Definition 25).

Definition 25 (Sorted Access).

Public Execute(Item-Sorted Access Batch I):

If I is empty, return.
 // Partition T around $I \setminus I.last$ by pushing T down I //
 Recursively create at each node v of I :
 ✧ DedicatedQueues $v.queue[1..2]$, each initialized to be empty.
 ✧ Procedure $v.pushdown$, which runs by calling `PushDown(v)`.
 ✧ Bool $v.frozen := false$.
 ✧ Barrier $v.fed$. // see Definition 43
 ✧ Pointer $v.split := null$.
 ✧ Barrier $v.done$.
 Call $I.root.fed.notify()$ and push $T.root$ onto $I.root.queue[1]$.
 Reactivate $I.root.pushdown$.
 // Rejoin the parts of T after executing each access in I on the correct part //
 Set $T := Collate(I.root)$ and call `Finalize(I.root)`.

Private PushDown(Node v of BBT I):

If v is a leaf, return.
 Create Bool $empty := true$.
 // Push the first subtree in each queue at v down //
 Define **feeding** B to $w.queue[i]$ to be pushing B onto $w.queue[i]$ and then reactivating $w.pushdown$.
 For each i in $[1..2]$:
 Pop (the first) subtree B off $v.queue[i]$. // treat B as a BBT
 If $B = null$ (i.e. $v.queue[i]$ was empty), continue (i.e skip this i).
 Reactivate $v.pushdown$ and set $empty := false$.
 If $B.last \leq v.left.last$, feed B to $v.left.queue[i]$ and continue.
 If $B.first > v.left.last$, feed B to $v.right.queue[i]$ and continue.
 Create Barrier $v.split$.
 Fork the following **splitting process**:
 While B is not a leaf:
 If $B.left.last \leq v.left.last$:
 Feed $B.left$ to $v.left.queue[2]$ and set $B := B.right$.
 Otherwise:
 Feed $B.right$ to $v.right.queue[1]$ and set $B := B.left$.
 If $B.left \leq v.left.last$, feed B to $v.left.queue[2]$, otherwise feed B to $v.right.queue[1]$.
 Call $v.split.notify()$.
 // Notify the children if v will not feed them any more subtrees //
 If $empty$ and $v.fed.notified()$:
 If $v.split \neq null$, call $v.split.wait()$.
 If $v.frozen$, return, otherwise set $v.frozen := true$.
 Call $v.left.fed.notify()$ and $v.right.fed.notify()$.
 Reactivate $v.left.pushdown$ and $v.right.pushdown$.

Private Collate(Node v of BBT I):

If v is a leaf:

Call $v.fed.wait()$.

// Join all 2-3 trees at v and execute the access at v //

Convert each subtree in each queue $v.queue[i]$ to a 2-3 tree (i.e. make its root node black).

Create empty 2-3 trees L, R . // An empty 2-3 tree is stored as *null*.

For each 2-3 tree Q in $v.queue[1]$ in reverse order, sequentially join Q onto the right of L .

For each 2-3 tree Q in $v.queue[2]$ in reverse order, sequentially join Q onto the left of R .

Sequentially join L, R to obtain 2-3 tree X .

Execute the access at v on X .

// Prepare the resulting 2-3 tree for pipelined joining // see [Definition 26](#)

Call $InitLeft(w)$ for each non-root left spine node w of X in order from leaf to root.

Call $InitRight(w)$ for each non-root right spine node w of X in order from leaf to root.

Return X .

// Return the join of the results from the child nodes of v //

In parallel set $L := Collate(v.left)$ and $R := Collate(v.right)$ (and wait for both to finish).

Return $Join(L, R, v.done)$. // see [Definition 26](#)

Private Finalize(Node v of BBT I):

If v is a leaf, return.

In parallel call $Finalize(v.left)$ and $Finalize(v.right)$ (and wait for both to finish).

Call $v.done.wait()$.

The subsequent procedures involve **23Trees**, where each 23Tree v is a 2-3 tree node in a weak sense; v is either a leaf node or an internal node with 2 or 3 child nodes that are 23Trees, and $v.height = w.height + 1$ for each child w of v .

Definition 26 (23Tree Joining).**Private LSpine(23Tree X):** // see [Definition 23](#)

Return $(X.height = 0 ? 0 : X.left.spine + (X.mid = null ? 0 : X.left.weight))$.

Private RSpine(23Tree X): // see [Definition 23](#)

Return $(X.height = 0 ? 0 : X.right.spine + (X.mid = null ? 0 : X.right.weight))$.

Private InitLeft(23Tree X): // prepares 2-3 tree X for joining as a left child

Create Integer $X.spine := LSpine(X)$.

Create DedicatedQueue $X.queue$ initialized to be empty.

Create Procedure $X.joinin := JoinLeft(X)$.

Private InitRight(23Tree X): // prepares 2-3 tree X for joining as a right child

Create Integer $X.spine := RSpine(X)$.

Create DedicatedQueue $X.queue$ initialized to be empty.

Create Procedure $X.joinin := JoinRight(X)$.

Private SJoin(23Tree L , 23Tree R): // returns join of strict 2-3 subtrees L, R with equal height

Return new 23Tree J with $J.left := L$ and $J.mid := null$ and $J.right := R$.

Private RJoin(23Tree L , 23Tree R): // returns join of root 2-3 trees L, R with equal height

Create 23Tree $J := SJoin(L, R)$ and call $InitLeft(L)$ and $InitRight(R)$, and then return J .

Private FeedLeft(23Tree X , 23Tree Node v): // pushes X to left child v and updates the spine structure of v

Push X onto $v.queue$ and reactivate $v.joinin$.

Set $v.spine := (v.spine - v.spine \% X.weight + X.weight) \% v.weight + LSpine(X)$. // see [Theorem 24](#)

Private FeedRight(23Tree X , 23Tree Node v): // pushes X to right child v and updates the spine structure of v

Push X onto $v.queue$ and reactivate $v.joinin$.

Set $v.spine := (v.spine - v.spine \% X.weight + X.weight) \% v.weight + RSpine(X)$. // see [Theorem 24](#)

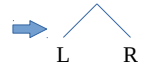
Private Join(23Tree L , 23Tree R , Barrier done): // returns join of root 2-3 trees L,R

If $L = null$, call $done.notify()$ and return R .

If $R = null$, call $done.notify()$ and return L .

If $L \sim R$:

Call $done.notify()$ and return $RJoin(L,R)$.



If $L \gg R$:

Call $InitRight(R)$.

If $L.right \sim R$:

Call $done.notify()$.

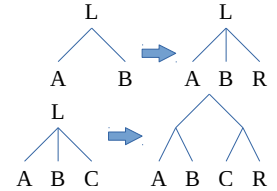
If $L.mid = null$:

Set $L.mid := L.right$ and $L.right := R$.

Return L .

Otherwise:

Return $RJoin(SJoin(L.left,L.mid),SJoin(L.right,R))$.



Otherwise:

Set $R.joined := done$.

Create Pointer $R.overflow := null$.

If $L.right.spine + R.weight \geq L.right.weight$: // $L.right + R$ overflows; see [Theorem 24](#)

Create blank 23Tree (node) X with same height as $L.right$.

Set $R.overflow := X$.

FeedRight($R,L.right$).

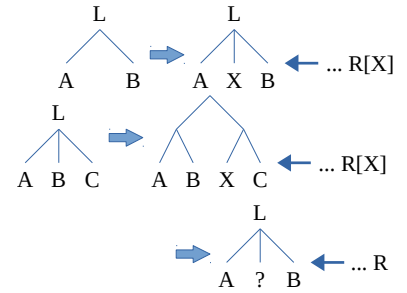
If $L.mid = null$:

Set $L.mid := X$.

Return L .

Otherwise:

Return $RJoin(SJoin(L.left,L.mid),SJoin(X,L.right))$.



Otherwise:

FeedRight($R,L.right$).

Return L .

Symmetrically if $L \ll R$.

Private JoinRight(23Tree Node L) returns the Procedure that runs as follows:

Pop (the first) 23Tree R off $L.queue$.

" $v \leftarrow \dots R$ " denotes that $v.queue$ has R at the back

" $R[X]$ " denotes that $R.overflow = X$

If $R = null$, return.

If $L.right \sim R$:

If $L.mid = null$:

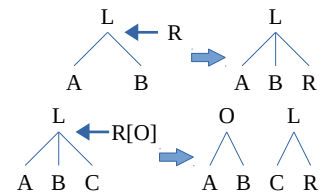
Set $L.mid := L.right$ and $L.right := R$.

Otherwise:

Copy (root of) $SJoin(L.left,L.mid)$ to $R.overflow$.

Set $L.left := L.right$ and $L.mid := null$ and $L.right := R$.

Call $R.joined.notify()$.



Otherwise:

If $L.right.spine + R.weight \geq L.right.weight$: // $L.right + R$ overflows; see [Theorem 24](#)

Create blank 23Tree (node) X with same height as $L.right$.

If $L.mid = null$:

Set $L.mid := X$.

Otherwise:

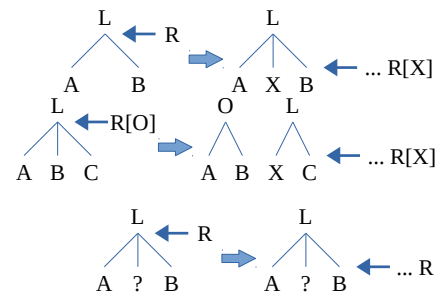
Copy (root of) $SJoin(L.left,L.mid)$ to $R.overflow$.

Set $L.left := X$ and $L.mid := null$.

Set $R.overflow := X$.

FeedRight($R,L.right$).

Reactivate $L.joinin$.



Private JoinLeft(23Tree Node R) is symmetrically defined.

First we deal with the correctness and performance bounds for the *splitting phase* and *execution phase* (i.e. the procedures `Execute`, `PushDown`, `Collate` in [Definition 25](#), excluding the preparation for pipelined joining in `Collate`).

Theorem 27 (Splitting+Execution Guarantees). The splitting phase and execution phase take $O(b \cdot \log(\frac{n}{b} + 1) + b)$ work and $O(\log b + \log n)$ span, and their result is that the join of the 2-3 trees at the leaves of I is the desired final 2-3 tree.

Proof. The claims follow from [Theorem 29](#) below and the same reasoning as for [Parallel Partitioning \(Section 6.3\)](#), since they are essentially identical. In particular, the execution phase takes $O(\log(c + 1))$ work/span at each leaf v of I to collate the 2-3 trees there with total size c , and then takes another $O(\log(c + 1))$ work/span to perform the access at v on the result. \diamond

Definition 28 (2-3 Tree Slice). A **slice** of a 2-3 tree T is a minimal-length sequence of disjoint 2-3 subtrees of T that contain a set of consecutive leaves of T . An **ordered slice** of T is a slice of T that has the subtrees listed in rightward order in T .

Theorem 29 (2-3 Tree Slice Joining). Any ordered slice S of a 2-3 tree T containing k leaves can be joined into a single 2-3 tree in $O(\log k)$ sequential time.

Proof. S is the concatenation of two ordered slices such that in each of them the subtrees have monotonic height and there are at most two subtrees of each height. Note that if 2-3 trees X, Y, Z have height in the range $[h - 1, h]$, then $(X + Y) + Z$ is a 2-3 tree of height in the range $[h, h + 1]$ and takes $O(1)$ time. Thus we can join the subtrees in each ordered slice from shortest to tallest, taking $O(1)$ time per join, and then join the two results in $O(\log k)$ time. \diamond

So we will devote the rest of this section to analyzing the *joining phase* (i.e. the pipelined joining preparation in `Collate`, and the procedures `SJoin`, `RJoin`, `FeedLeft`, `FeedRight`, `Join`, `JoinLeft`, `JoinRight` in [Definition 26](#), and `Finalize` in [Definition 25](#)). First we introduce some basic observations and terminology.

Observe that the 23Tree nodes involved always form a DAG (according to the left/mid/right child pointers) at any point in time (since children are always shorter). Based on this, we say that the **subtree at** a 23Tree node v is the set of nodes reachable by following child pointers. We also say that a 23Tree X is **queued at** v iff X is in $v.queue$, in which case we call X a **queued tree** at v . Additionally, we can impose a partial ordering on the queued trees called the **pipeline order**, where a queued tree X at v is **before** a queued tree Y at w iff v is a strict descendant of w or both $v = w$ and X is before Y in $v.queue$.

Next observe that if 23Trees L, R satisfy the property that $u.joinin$ is defined for both its left and right child u , then $Join(L, R, _)$ also does. And $v.joinin$ is only defined via `InitLeft(v)` or `InitRight(v)`, so we can check that it **feeds** to a node w (i.e. calls `FeedLeft(_, w)` or `FeedRight(_, w)`) only if $w.joinin$ is already defined. Hence the feedings done by $v.joinin$ are well-defined.

We shall call a run of $v.joinin$ **effective** iff it pops off a (non-*null*) tree X from $v.queue$, in which case we say that it **processes** X . Note that each queued tree X will be processed by $v.joinin$ for each node v that it is fed to. Clearly ineffective runs have no effect, and we can from now on view all the runs of `Join`, `JoinLeft`, `JoinRight` as **atomic**, because runs of `Join` clearly do not interfere with each other, and because $v.joinin$ is guarded by the reactivation wrapper ([Appendix Definition 44](#)) and each effective run of $v.joinin$ is independent of other processes ([Lemma 30](#)).

Lemma 30 (Joinin Run Independence). For each 23Tree node v involved in the joining phase, what the sequence of all effective runs of $v.joinin$ do is independent of any other runs of `Join` or `JoinLeft` or `JoinRight`. (In other words, the effect of those runs only depends on the initial subtree at v and the sequence of queued trees processed by $v.joinin$.)

Proof. Note that every 23Tree node w has constant $w.height$ (and hence $w.weight$) that was fixed at its creation. Thus each run of $v.joinin$ that processes a queued tree X depends only on X and the fields $v.left, v.mid, v.right, v.left.spine, v.right.spine$, and so it suffices to show that these fields are modified only by $v.joinin$. Other runs of `JoinLeft` or `JoinRight` besides those of $v.joinin$ will not modify these fields, since they can only do so if $v = X.overflow$ for some queued tree X , but that is impossible because $X.overflow$ is always a blank 23Tree node at the point when it is set, and neither `InitLeft` nor `InitRight` is ever called on it after that, so $X.overflow.joinin$ is never defined. And a run of `Join` can only modify these fields if it returns v , but clearly all runs of $v.joinin$ can only start after that run of `Join` has returned. \diamond

This independence lemma also implies that the order of effective joinin runs do not affect the result, and hence we can define the joined state of a 23Tree, in the sense precisely given in the next lemma.

Lemma 31 (23Tree Joined State). Define a **joining sequence** for a 23Tree X to be a sequence of effective joinin runs on the subtree at X (i.e. each is an effective run of $v.joinin$ for some node v in the subtree at X) that processes queued trees in (the subtree at) X until there are none left. Then every joining sequence for X terminates and yields the same resulting subtree at X , which we call the **joined state** of X .

Proof. Observe that each queued tree Y in X that is processed by $v.joinin$ is either fed to a child of v if $v \gg Y$ or stops being a queued tree if $v \sim Y$. Thus Y eventually stops being a queued tree, and so every joining sequence eventually terminates. Now observe that each effective run (viewed atomically) does not change the pipeline order on the (remaining) queued trees, and hence all effective runs of $v.joinin$ at any particular node v of X process exactly the same queued trees in exactly the same (pipeline) order regardless of which joining sequence for X is executed, hence yielding the same result because of their independence (Lemma 30). \diamond

Note that during the joining phase, the joined state of a node v involved may change (if v is fed).

We can now state and prove the correctness of Join (Theorem 33), and then the correctness of sorted accesses (Theorem 35).

Definition 32 (2-3 Tree With Spine Structure). We say that a 2-3 tree X is **with spine structure** iff every non-root spine node v of X has spine structure (Definition 23) $v.spine$.

Theorem 33 (23Tree Joining Correctness). Take any run of Join on 23Trees L, R that returns the 23Tree J during the joining phase. Let L', R' be the joined states of L, R respectively just before that run, and let J' be the joined state of J just after that run. If L', R' are 2-3 trees with spine structure, then J' is also a 2-3 tree with spine structure, and furthermore $J' = L' + R'$ (i.e. J' is the standard join of L' and R').

Proof. Assume as given that L', R' are 2-3 trees with spine structure. By symmetry we can also assume that $L \sim R$ or $L \gg R$. Let S be the global state just before the $Join(L, R, done)$ run. We shall now consider two possible sequences of runs of Join, JoinLeft, JoinRight (treating them as atomic) that can be executed starting from the same state S .

By definition, J' is the resulting state of J upon performing the following in order:

1. Run $Join(L, R, done)$ (which makes R a queued tree in J).
2. Process all queued trees in J .

By **Joinin Run Independence** (Lemma 30), J' is also the resulting state of J upon performing the following 3 stages in order:

1. Process all queued trees in L .
2. Run $Join(L, R, done)$, and then process R until it is not a queued tree in J .
3. Process all (remaining) queued trees in J .

Henceforth we shall assume this second sequence of runs. Clearly, stage 1 makes L become L' , and stage 3 makes R (which is a subtree on the right spine of J after stage 2) become R' . L' is a 2-3 tree with spine structure, so stage 2 is effectively performing the standard 2-3 tree joining algorithm to join R on the right of L' (based on Theorem 24), treating R as a 2-3 tree with height $R.height$. Since we always have $R.height = R'.height$, the result J' of these 3 stages is indeed $L' + R'$.

It remains to verify that J' is with spine structure as well. The non-root spine nodes of J' comprise:

- ✧ The non-root left spine nodes of L' .
- ✧ The non-root right spine nodes of R' .
- ✧ The root of R' .
- ✧ The non-root right spine nodes of L' that R was fed to (via FeedRight).
- ✧ The nodes X, Y if the $Join(L, R, done)$ run calls $RJoin(X, Y)$.

First observe that Join is run only on 23Trees that have no queued tree at the root. Thus before the $Join(L, R, done)$ run, L has the same children as L' , each child v of L having the same $v.spine$ as in L' , and likewise for R . Moreover, stages 2,3 do not feed any child of R , so $RSpine(R) = rspine(R')$ throughout all stages. Thus if $L \gg R$, then the $Join(L, R, done)$ run sets $R.spine$ to $RSpine(R')$, and it is never changed throughout stages 2,3.

Next observe that, on each call C to $\text{FeedRight}(R, v)$ during stage 2, if v is a 2-3 tree with spine structure $v.\text{spine}$ just before the call, then just after the call $v.\text{spine}$ is the spine structure s of v in J' . To see why, let R_0 be the state of R during C , and let v_0 and v_1 be the state of v just before and just after C respectively, and consider v_0 to also denote the subtree at v_0 just before C . Then $v_1.\text{spine} = (v_0.\text{spine} - v_0.\text{spine} \% R'.\text{weight} + R'.\text{weight}) \% v_0.\text{weight} + \text{rspine}(R')$, because $R_0.\text{weight} = R'.\text{weight}$ and $\text{RSpine}(R_0) = \text{rspine}(R')$ since $R_0.\text{right}.\text{spine} = R'.\text{right}.\text{spine} = \text{spine}(R'.\text{right})$. Also $\text{rspine}(v_0 + R') = v_0.\text{spine} - v_0.\text{spine} \% R.\text{weight} + R.\text{weight} + \text{rspine}(R')$ by [Theorem 24](#). If $v_0 + R'$ does not overflow, then $v_0.\text{spine} + R'.\text{weight} < v_0.\text{weight}$, and hence $v_1.\text{spine} = \text{rspine}(v_0 + R') = s$. But if $v_0 + R'$ does overflow, then $v_1.\text{spine} = \text{rspine}(v_0 + R') \% v_0.\text{weight} = \text{spine}((v_0 + R').\text{right}) = s$.

With these observations, we can then check that if the $\text{Join}(L, R, \text{done})$ run calls $\text{RJoin}(X, Y)$ on some nodes X, Y , then at that point $X.\text{left}.\text{spine}$ and $Y.\text{right}.\text{spine}$ have been set to $\text{spine}(X.\text{left})$ and $\text{spine}(Y.\text{right})$ respectively, and hence $X.\text{spine}$ and $Y.\text{spine}$ will also be set to their spine structure in J' .

Therefore we can now easily verify that every non-root spine node v in J' has spine structure $v.\text{spine}$. \diamond

Definition 34 (Finished 2-3 Tree). We say that a 2-3 Tree X is a **finished** iff it is a 2-3 tree with spine structure ([Definition 32](#)) and with no queued trees (which implies that X is its own joined state).

Theorem 35 (Sorted Access Correctness). On each call to $\text{Execute}(I)$ (i.e. the sorted batch access on input batch I), if T was originally a finished 2-3 tree just before that call, then that call eventually returns, at which point T is a finished 2-3 tree that matches the result of performing I on the original T .

Proof. The call to $\text{Execute}(I)$ eventually returns, because each $\text{Join}(L, R, \text{done})$ run either calls $\text{done}.\text{notify}()$ or makes some 23Tree X a queued tree after setting $X.\text{joined} := \text{done}$, and whenever X is processed either it remains a queued tree or $X.\text{joined}.\text{notify}()$ is called, so $\text{Finalize}(I.\text{root})$ eventually returns. And the call to $\text{Execute}(I)$ does not return until the joining phase is done, because every queued tree X is fed to a node by a unique $\text{Join}(L, R, \text{done})$ run, before $\text{Finalize}()$ calls $\text{done}.\text{wait}()$, and $X.\text{joined}.\text{notify}()$ is called only when X is no longer a queued tree. The rest of the claim follows from [Theorem 33](#). \diamond

Now we establish the work and span bounds for the *joining phase*.

Theorem 36 (Joining Phase Work). The joining phase takes $O(b \cdot \log(\frac{n}{b} + 1) + b)$ work.

Proof. Observe that the work taken by the joining phase is $O(1)$ times the total number of runs of Join or JoinLeft or JoinRight . The number of runs of Join is clearly at most $b - 1$. The number of runs of JoinLeft or JoinRight is at most twice the number of feedings (via FeedLeft or FeedRight), because each reactivation of $\text{JoinLeft}(v)$ or $\text{JoinRight}(v)$ is done either by FeedLeft or FeedRight or by itself, and the number of self-reactivations is at most the number of queued trees fed to v . So we shall bound the total number of feedings.

Each node v of I corresponds to a call $\text{Join}(L, R, \text{done})$ for some 2-3 trees L, R . If $L \sim R$ then $\text{Join}(L, R, \text{done})$ does not feed any queue. By symmetry it will suffice to analyze the case that $L \gg R$. If $L.\text{right} \sim R$ or $L + R$ overflows, then $\text{Join}(L, R, \text{done})$ also does not feed any queue. In the remaining cases R is pushed onto the queue at $L.\text{right}$. Observe that R is pushed down at most $L.\text{height}$ times before it is no longer a queued tree. Thus the number of feedings of R to a node is at most $L.\text{height} \leq \log((L + R).\text{size} + 1) = \log(m(v) + 1)$ where $m(v)$ is the total number of items in all the 2-3 trees that were prepared by $\text{Collate}(w)$ for some leaf w of the subtree at v . And clearly $\sum_{v \in H(I, h)} m(v) \leq n$ for every $h \in [0..I.\text{height}]$. Thus by the [BBT Log Sum Bound \(Lemma 13\)](#) the total number of feedings is $O(b \cdot \log(\frac{n}{b} + 1) + b)$, and we are done. \diamond

Theorem 37 (Joining Phase Span). The joining phase takes $O(\log b + \log n)$ span.

Proof. It is clear that $\text{Finalize}()$ takes $O(\log b + \log n)$ span after all queued trees have been joined, because it only waits for $v.\text{done}.\text{notified}()$ to become *true* at every node v of the final tree T , whose height is at most $O(\log n + I.\text{height}) \in O(\log b + \log n)$. Hence we just have to show that all the joinin runs finish in $O(\log b + \log n)$ span after $\text{Collate}(I.\text{root})$ finishes.

Each 2-3 tree R that is pushed down during the joining phase is first pushed onto a queue by some $\text{Join}(L, R)$ that corresponds to a node $u(R)$ of I . Define a (v, R) -fragment to be a run of $v.\text{joinin}$ that pops a tree R off $v.\text{queue}$. Observe that each fragment runs within $O(1)$ span. Now consider each (v, R) -fragment F . F depends on at most a $(v.\text{parent}, R)$ -fragment (that fed R to v) and a (v, R') -fragment where R' is just before R . Note that $v.\text{parent}$ has lower depth than v in the final output tree, and that $u(R')$ is deeper than $u(R)$ in I . F runs within $O(1)$ span once the fragments it depends on have finished. Therefore by induction, each (v, R) -fragment runs within $O(k + m + 1)$ span after the $\text{Join}(L, R)$ finishes, where k is the height of v in the final tree T , and m is the depth of $u(R)$ in I , and hence finishes within $O(\log b + \log n)$ span after $\text{Collate}(I.\text{root})$ finishes. \diamond

7.4 Batch Reverse-Indexing

With the tools we have now, **reverse-indexing** is not too hard. A **direct pointer** X to an item in \mathbb{T} stores a private pointer $X.\text{node}$ to the leaf in T that contains that item. We augment each node v of T with $v.\text{parent}$ storing its parent node (*null* if it is the root), and update it accordingly during any of the other batch operations on \mathbb{T} . We also augment v with a boolean flag $v.\text{marked}$ initialized to *false*. Reverse-indexing on an unsorted input batch P of b direct pointers to distinct items is done in 2 phases (treating T as a BBT throughout):

1. **Tracing phase:** Recursively for each direct pointer X in P , traverse the path from $X.\text{node}$ to the root, where at each node v the traversal is continued iff $\text{TryLock}(v.\text{marked})$. The spawning takes $O(b)$ work and $O(\log b) \subseteq O(\log n)$ span since P is a BBT and $b \leq n$. Note that at most one traversal will continue past each node and hence at most two traversals access each flag. After all the traversals are done, every node v along the path from each desired leaf to the root of T is marked (i.e. $v.\text{marked} = \text{true}$).
2. **Retrieving phase:** Recursively traverse T top-down only through marked nodes, to find all the desired leaves and join them into a 2-3 tree $U := \text{Retrieve}(T.\text{root})$ via the same pipelined joining scheme as in the [Sorted Batch Access](#) (Section 7.3 joining phase). To wait for the joining to be done, we wait on a barrier $v.\text{done}$ at every marked node v of T with 2 marked children, where $v.\text{done}$ is notified after the corresponding joining has finished. After all the joining is done, recursively for each marked node v , call $\text{Unlock}(v.\text{marked})$, and call $v.\text{done}.\text{wait}()$ if v has 2 marked children. After that, U contains the desired items in sorted order, so return U converted to a batch.

The same technique used to prove the [Joining Phase Work](#) (Theorem 36) and [Joining Phase Span](#) (Theorem 37) shows that each call to Join and the subsequent waiting for the joining takes $O(\log n)$ work and $O(\log n)$ span. Thus the total work taken is $O(b)$ plus $O(1)$ per marked node plus $O(\log n)$ per call to Join , amounting to $O(b \cdot \log n)$. But a more careful analysis will show that the calls to Join also take only $O(1)$ work per marked node, and that there are only $O(b \cdot \log \frac{n}{b} + b)$ marked nodes, so in fact the total work is merely $O(b \cdot \log \frac{n}{b} + b)$.

The technical details are as follows. Reverse-indexing on an unsorted input batch P of direct pointers to distinct items is done by returning $\text{ReverseIndex}(P)$.

Definition 38 (Reverse-Indexing).

Public $\text{ReverseIndex}(\text{Batch } P \text{ of DirectPointers into } \mathbb{T})$:

If P is empty, return new empty Batch of items.

Recursively call $\text{Trace}(X.\text{node})$ for each $\text{DirectPointer } X$ in P in parallel (and wait for all to finish).

Create $23\text{Tree } U := \text{Retrieve}(T.\text{root})$.

Call $\text{Finalize}(U.\text{root})$.

Return U converted to a Batch. // easy since a 2-3 tree is also a BBT

Private $\text{Trace}(\text{Node } v \text{ of BBT } T)$:

If $\text{TryLock}(v.\text{marked})$ and $v.\text{parent} \neq \text{null}$, call $\text{Trace}(v.\text{parent})$.

Private $\text{Retrieve}(\text{Node } v \text{ of BBT } T)$:

If v is a leaf, return new 23Tree containing only the item at v .

If $\neg v.\text{right}.\text{marked}$, return $\text{Retrieve}(v.\text{left})$.

If $\neg v.\text{left}.\text{marked}$, return $\text{Retrieve}(v.\text{right})$.

Create Barrier $v.\text{done}$. // see [Definition 43](#)

In parallel set $L := \text{Retrieve}(v.\text{left})$ and $R := \text{Retrieve}(v.\text{right})$ (and wait for both to finish).

Return $\text{Join}(L, R, v.\text{done})$.

Private $\text{RFinalize}(\text{Node } v \text{ of BBT } T)$:

$\text{Unlock}(v.\text{marked})$.

If v is a leaf, return.

If $\neg v.\text{right}.\text{marked}$, call $\text{RFinalize}(v.\text{left})$ and return.

If $\neg v.\text{left}.\text{marked}$, call $\text{RFinalize}(v.\text{right})$ and return.

In parallel call $\text{RFinalize}(v.\text{left})$ and $\text{RFinalize}(v.\text{right})$ (and wait for both to finish).

Call $v.\text{done}.\text{wait}()$.

First we prove a simple lemma ([Lemma 39](#)) that will be needed to prove the correctness and desired cost bounds of reverse-indexing, which is divided into the *tracing phase* (i.e. until just before the call to $\text{Retrieve}(T.\text{root})$) and the *retrieving phase* (i.e. starting from the call to $\text{Retrieve}(T.\text{root})$).

Lemma 39 (Tracing Properties). During the tracing phase, if there is a call to $\text{Trace}(v)$, then the following properties hold:

1. Exactly one call to $\text{Trace}(v)$ evaluates $\text{TryLock}(v.\text{marked})$ to *true*.
2. There is exactly one call from $\text{Trace}(v)$ to $\text{Trace}(v.\text{parent})$ if v is not the root.

Proof. Property 1 is obvious from the definition of TryLock and the fact that (during the tracing phase) no $v.\text{marked}$ is ever set to *false*. Property 2 is an immediate consequence of Property 1. \diamond

From Property 1 of the foregoing lemma it is clear that, after the tracing phase, every node v of T is marked (i.e. $v.\text{marked} = \text{true}$) iff v is along some path from a leaf $X.\text{node}$ for some $\text{DirectPointer } X$ in P . Thus the correctness of the retrieving phase follows from the correctness of Join ([Theorem 33](#)) in the same manner as the correctness of sorted batch access ([Theorem 35](#)). So we are left with proving the desired cost bounds.

Next we bound the marked nodes using a combinatorial lemma, which in fact applies not just to BBTs as needed here but also to any $O(1)$ -log-splitting full binary tree (see [Definition 6](#)).

Lemma 40 (Subtree Size Bound). Take any c -log-splitting full binary tree T , with n leaves of which k are marked where $k > 0$, and with each internal node marked iff it is on a path from the root to a marked leaf. Then T has at most $(c \cdot (k+1) \cdot \log \frac{n}{k} + 2k)$ marked nodes.

Proof. Order the nodes of T according to its in-order traversal. Let v_i be the i -th marked leaf, and let d_i be the number of unmarked leaves (strictly) between v_i and v_{i+1} . Also let d_0 be the number of unmarked leaves before v_1 and d_k be the number of unmarked leaves after v_k . Then there are at most $(c \cdot \log(d_i + 1) + 1)$ marked nodes between v_i and v_{i+1} , since they are exactly the least common ancestor of v_i, v_{i+1} plus the parent of each subtree in the slice of T that contains the leaves between v_i and v_{i+1} , and that slice has $c \cdot \log(d_i + 1)$ subtrees (since T is $O(1)$ -log-splitting). Similarly, there are at most $c \cdot \log(d_0 + 1)$ marked internal nodes before v_1 (since they are exactly the parents of subtrees in the slice that contains the leaves before v_1), and at most $c \cdot \log(d_k + 1)$ marked internal nodes after v_k . Thus the total number of marked internal nodes is at most $(k-1) + c \cdot \sum_{i=0}^k \log(d_i + 1) \leq (k-1) + c \cdot (k+1) \cdot \log \frac{n+1}{k+1}$ by Jensen's inequality since $\sum_{i=0}^k (d_i + 1) = n + 1$. \diamond

Theorem 41 (Reverse-Indexing Costs). Reverse-indexing on an input batch of b direct pointers to distinct items takes $O(b \cdot \log \frac{n}{b} + b)$ work and $O(\log n)$ span.

Proof. Clearly spawning the calls to $\text{Trace}(X.\text{node})$ for each $\text{DirectPointer } X$ in P takes $O(b)$ work and $O(\log b) \subseteq O(\log n)$ span. And by [Lemma 39](#) Property 2, there are at most 2 calls to $\text{Trace}(v)$ for each node v in T , so $\text{TryLock}(v.\text{marked})$ takes $O(1)$ time, and hence the calls to Trace take $O(m)$ total work where m is the number of marked nodes after the tracing phase.

After that, the call to $\text{Retrieve}(T.\text{root})$ takes $O(m)$ work plus the work taken by the calls to Join , and takes $O(\log n)$ span. Note that $\text{Retrieve}(v)$ calls Join only if v has two marked children, and always returns a 23Tree with height at most $v.\text{height}$ by [23Tree Joining Correctness \(Theorem 33\)](#) and induction. Thus the pipelined processing triggered by each call from $\text{Retrieve}(v)$ to $\text{Join}(L, R, v.\text{done})$ (i.e. pushing L down R or vice versa) takes $O(\max(L.\text{height}, R.\text{height}) + 1) \subseteq O(v.\text{height})$ work by the same reasoning as in the proof of [Joining Phase Work \(Theorem 36\)](#), and hence the calls to Join take $O(\sum_{v \in C} v.\text{height})$ work in total, which is $O(m)$ work by the [Tree Path Length Sum \(Lemma 5\)](#) since $v.\text{height}$ is at most twice the length of the shortest path from v to a leaf. Finally, $\text{RFinalize}(T.\text{root})$ takes $O(m)$ work, and takes $O(\log n)$ span by the same reasoning as in the proof of the [Joining Phase Span \(Theorem 37\)](#).

Therefore the total work taken is $O(m)$, and $m \in O(b \cdot \log \frac{n}{b} + b)$ by the [Subtree Size Bound \(Lemma 40\)](#), so we are done. \diamond

7.5 Batch Joining

We have finished describing how to implement batch operations on *sorted* instances of \mathbb{T} , namely those whose items are in sorted order (when listed according to the order of the leaves from left to right). But we can also consider *unsorted* instances of \mathbb{T} , namely those whose items are not required to be in sorted order. It is easy to see that the *joining phase* of the [Sorted Batch Access \(Section 7.3\)](#) does not depend on the item ordering at all, and so we can perform a **batch joining** of any batch B of b unsorted instances of \mathbb{T} with total size n by the same *pipelined joining scheme* ([Section 7.3](#) joining phase). This takes $O(b \cdot \log(\frac{n}{b} + 1) + b)$ work and $O(\log b + \log n)$ span, by the same proof as for [Theorem 36](#) and [Theorem 37](#).

8 Optimal Parallel Sorted-Set

The red-black tree encoding the 2-3 tree in \mathbb{T} is a BBT, so it can be used as an input batch on another instance of \mathbb{T} . In particular, given (sorted) instances X, Y of \mathbb{T} with m, n items respectively such that $m \geq n$, to compute $X \cap Y, X \cup Y$ or $X \setminus Y$ we can treat Y as an input batch (of searches, insertions or deletions respectively) for X , taking $O(n \cdot \log(\frac{m}{n} + 1))$ work and $O(\log m + \log n)$ span. We can also compute $Y \setminus X = Y \setminus (X \cap Y)$ within the same bounds, since $i \cdot \log(\frac{n}{i} + 1) < n + i$ where $i = \#(X \cap Y) \leq n$. The work bound is *information-theoretically optimal* (in the comparison model), and the span bound is optimal in the PPM model.

As written, the batch insertions and deletions (Section 7.3) are destructive, and so \mathbb{T} is not persistent. However, if we want to use \mathbb{T} only as a sorted-set data structure supporting intersections, unions and difference, then we do not need the parent pointers used in reverse-indexing (Section 7.4), and hence it is not hard to make \mathbb{T} *persistent*. To do so, we modify Collate (Definition 25) to perform the sequential joins and execute the access non-destructively when computing the resulting 2-3 tree X at each leaf of the (balanced) input batch I , and then replace X by a copy with just the left and right spine deep-copied. This deep-copying is necessary because Join (Definition 26) may modify the spine nodes of X .

9 Conclusions

This paper presents a batch-parallel 2-3 tree for the QRMW PPM model that is essentially optimal and can be trivially used to implement an optimal sorted-set data structure. It can be seen that clever pipelining can be used to achieve optimal work and span bounds that do not rely on any ‘tricks’ such as $O(1)$ -time prefix-sums over all p processors, or $O(1)$ concurrent memory accesses over all p processors, or even pointer arithmetic. It raises the interesting question of just how much can be done in the QRMW PPM model, which can be argued to capture the intrinsic abstract costs of the problem.

Also, it is intriguing that the parallel sorted-set data structure described in [5], which is information-theoretically optimal under a different computation model, namely the binary-forking model with test-and-set, seems to crucially rely on concurrent reads taking $O(1)$ time even if the contention is arbitrarily high, and so cannot be translated to the QRMW model. However, that data structure does not use any RMW operations besides test-and-set, whereas the parallel sorted-set data structure in this paper (Section 8) implicitly uses fetch-and-increment and fetch-and-decrement (in the reactivation wrapper). Is such a trade-off necessary, or can we have optimal parallel sorted-sets in the QRMW model that only use read, write and test-and-set for memory accesses?

Appendix

Here we spell out the implementations of the synchronization primitives in the base programming model (Section 5.1).

The **non-blocking lock** is trivially implemented using the test-and-set operation as shown in TryLock/Unlock below.

Definition 42 (Non-Blocking Lock).

```
TryLock( Bool Var  $x$  ):  
  Return  $\neg$ TestAndSet( $x$ ).  
Unlock( Bool Var  $x$  ):  
  Set  $x := false$ .
```

Using test-and-set, we can also implement a **simple barrier**, where a condition C is initially false, and one thread can wait for C to become true (getting blocked if it is not), and another thread can notify that C has become true.²

Definition 43 (Barrier).

```
Private Bool  $C := false$ .  
Private Bool  $pass := false$ .  
Private Thread  $t := null$ .  
Public Wait():  
  Write reference to current thread into  $t$ .  
  If  $\neg$ TestAndSet( $pass$ ), suspend current thread.  
Public Notify():  
  Set  $C := true$ .  
  If TestAndSet( $pass$ ), resume  $t$ .  
Public Notified():  
  Return  $C$ .
```

Next is the **reactivation** wrapper for an inputless procedure P , which guarantees (if P is run only via reactivations) that whenever P is reactivated P will run again once its last run (if any) finishes, but not again until the next reactivation. So the runs of P will never overlap, and there is always a complete run of P after each reactivation of P , and the number of runs is at most the number of reactivations. The reactivation wrapper can be implemented using fetch-and-add operations.

Definition 44 (Reactivation Wrapper).

```
Private Procedure  $P$ . //  $P$  is the procedure to be guarded by the wrapper.  
Private Int  $count := 0$ .  
Public Reactivate():  
  If FetchAndAdd( $count, 1$ ) = 0:  
    Fork the following:  
      Do:  
        Set  $count := 1$ .  
        Call  $P()$ .  
      While FetchAndAdd( $count, -1$ ) > 1.
```

If P is reactivated by only k threads at any time, then each reactivation call finishes within $O(k)$ span, and causes P to run again within $O(k)$ span after the reactivation call or its last run (if any), whichever is later.

² This is different from Java's semantics, because in Java a notify() before a wait() would fail to trigger the waiting thread.

References

- [1] Lesson: Concurrency (The Java™ Tutorials > Essential Classes). <https://docs.oracle.com/javase/tutorial/essential/concurrency>. Accessed on 12 Sep 2019.
- [2] Kunal Agrawal, Seth Gilbert, and Wei Quan Lim. Parallel working-set search structures. In *Proceedings of the 30th ACM symposium on Parallelism in algorithms and architectures*, pages 321–332. ACM, 2018.
- [3] Yaroslav Akhremtsev and Peter Sanders. Fast parallel operations on search trees. In *23rd IEEE International Conference on High Performance Computing, HiPC 2016*, pages 291–300, 2016.
- [4] Guy E. Blelloch, Daniel Ferizovic, and Yihan Sun. Just join for parallel ordered sets. In *Proceedings of the 28th ACM Symposium on Parallelism in Algorithms and Architectures*, pages 253–264, 2016.
- [5] Guy E Blelloch, Jeremy T Fineman, Yan Gu, and Yihan Sun. Optimal parallel algorithms in the binary-forking model. *arXiv preprint arXiv:1903.04650*, 2019.
- [6] Guy E. Blelloch and Margaret Reid-Miller. Pipelining with futures. In *Proceedings of the ninth annual ACM symposium on Parallel algorithms and architectures*, SPAA '97, pages 249–259, New York, NY, USA, 1997. ACM.
- [7] Thomas H. Cormen, Charles E. Leiserson, Ronald L. Rivest, and Clifford Stein. *Introduction to Algorithms*. The MIT Press, third edition, 2009.
- [8] Cynthia Dwork, Maurice Herlihy, and Orli Waarts. Contention in shared memory algorithms. *Journal of the ACM (JACM)*, 44(6):779–805, 1997.
- [9] Matteo Frigo, Charles E. Leiserson, and Keith H. Randall. The implementation of the Cilk-5 multithreaded language. In *Proceedings of the ACM SIGPLAN Conference on Programming Language Design and Implementation (PLDI)*, pages 212–223, 1998.
- [10] Phillip B Gibbons, Yossi Matias, and Vijaya Ramachandran. The queue-read queue-write asynchronous PRAM model. In *European Conference on Parallel Processing*, pages 277–292. Springer, 1996.
- [11] Phillip B Gibbons, Yossi Matias, and Vijaya Ramachandran. The queue-read queue-write PRAM model: Accounting for contention in parallel algorithms. *SIAM Journal on Computing*, 28(2):733–769, 1998.
- [12] Seth Gilbert and Wei Quan Lim. Parallel finger search structures. In *33rd International Symposium on Distributed Computing*, 2019. To appear. Full version at <https://arxiv.org/abs/1908.02741>.
- [13] Michael T Goodrich and S Rao Kosaraju. Sorting on a parallel pointer machine with applications to set expression evaluation. *Journal of the ACM (JACM)*, 43(2):331–361, 1996.
- [14] Lisa Higham and Eric Schenk. Maintaining b-trees on an erew pram. 1991.
- [15] Intel Corporation. *Intel Cilk Plus Language Extension Specification, Version 1.1*, 2013. Document 324396-002US. Available from http://cilcplusplus.org/sites/default/files/open_specifications/Intel_Cilk_plus_lang_spec_2.htm.
- [16] OpenMP Architecture Review Board. OpenMP application program interface, version 4.0. Available from <http://www.openmp.org/mp-documents/OpenMP4.0.0.pdf>, July 2013.
- [17] Heejin Park and Kunsoo Park. Parallel algorithms for red-black trees. *Theoretical Computer Science*, 262(1-2):415–435, 2001.
- [18] Wolfgang Paul, Uzi Vishkin, and Hubert Wagener. Parallel dictionaries on 2–3 trees. *Automata, Languages and Programming*, pages 597–609, 1983.
- [19] Thomas Rauber and Gudula Rünger. *Parallel programming: For multicore and cluster systems*. Springer Science & Business Media, 2013.
- [20] James Reinders. *Intel Threading Building Blocks: Outfitting C++ for Multi-Core Processor Parallelism*. O’Reilly, 2007.
- [21] Simone Secchi, Antonino Tumeo, and Oreste Villa. Contention modeling for multithreaded distributed shared memory machines: The Cray XMT. In *Proceedings of the 2011 11th IEEE/ACM International Symposium on Cluster, Cloud and Grid Computing*, pages 275–284. IEEE Computer Society, 2011.
- [22] The Task Parallel Library. <http://msdn.microsoft.com/en-us/magazine/cc163340.aspx>, October 2007.