

Modifications of electron states, magnetization and persistent current in a quantum dot by controlled curvature

Luis Fernando C. Pereira,^{1,*} Fabiano M. Andrade,^{2,†} Cleverson Filgueiras,^{3,‡} and Edilberto O. Silva^{1,§}

¹*Departamento de Física, Universidade Federal do Maranhão, 65085-580, São Luís-MA, Brazil*

²*Departamento de Matemática e Estatística, Universidade Estadual de Ponta Grossa, 84030-900 Ponta Grossa-PR, Brazil*

³*Departamento de Física, Universidade Federal de Lavras, Caixa Postal 3037, 37200-000, Lavras-MG, Brazil*

(Dated: October 25, 2021)

In this work, we use the thin-layer quantization procedure to study the physical implications due to curvature effects on a quantum dot in the presence of an external magnetic field. Among the various physical implications due to the curvature of the system, we can mention the absence of the $m = 0$ state is the most relevant one. The absence of it affects the Fermi energy and consequently the thermodynamic properties of the system. In the absence of magnetic fields, we verify that the rotational symmetry in the lateral confinement is preserved in the electronic states of the system and its degeneracy with respect to the harmonicity of the confining potential is broken. In the presence of a magnetic field, however, the energies of the electronic states in a quantum dot with a curvature are greater than those obtained for a quantum dot in a flat space, and the profile of degeneracy changes when the field is varied. We show that the curvature of the surface modifies the number of subbands occupied in the Fermi energy. In the study of both magnetization and persistent currents, we observe that Aharonov-Bohm-type (AB-type) oscillations are present, whereas de Haas-van Alphen-type (dHvA) oscillations are not well defined.

PACS numbers: 73.63.Kv, 73.23.-b, 73.63.-b, 74.78.Na

I. INTRODUCTION

Quantum dots are simply connected systems in which a two-dimensional electron gas (2DEG) that is free to move on a flat surface is confined laterally by a potential acting in all directions of the surface [1]. They are also known as artificial atoms where the lateral confining potential replaces the potential of the nucleus [2]. Such confining potential may be, for instance, yielded by a hard-wall or even by an harmonic oscillator-type parabolic potential. The energy spectrum then is fully discrete and it can be studied by experiments of transport phenomena if the dot is weakly coupled to wide 2DEG regions by tunnel barriers. At zero temperature, the free energy is just the total energy of the system.

The application of a magnetic field perpendicular to the surface of a quantum dot redefines the state of free energy. Then, thermodynamic properties of the system as, for example, the magnetization, can be calculated [3]. Another property that results of the application of a magnetic field is the persistent current. However, we must remember that persistent currents were originally defined in a quantum ring as a result of the Aharonov-Bohm (AB) flux through the hole [4, 5], which modifies the boundary conditions of the wave function. Consequently, all properties of the system are periodic functions of the AB flux. Therefore, for a multiply connected geometry, we can calculate the persistent current using the Byers-Yang relation [4]. For a quantum dot it is not a problem, although it is a simply connected structure, as long as the wave functions states are zero in the $r = 0$ region. If this does not occur,

we can calculate the persistent currents using the definition of the current density operator, as done in [6], where the authors investigated the persistent currents of a quantum dot in the strong magnetic field regime. An alternative procedure to calculate this quantity at the quantum dot was accomplished in [7] as a limiting case of that obtained for the quantum ring, and subsequently recovering the result found in [6].

A 2DEG does not necessarily have to be a planar system. Technological developments have made it possible to fabricate nano-objects of various shapes [8, 9]. In [10] the synthesis of semiconductor nanocones with a controllable apex angle was described. These achievements have attracted great interest, both in the experimental and theoretical points of view, when a 2DEG is held in the presence of external fields [11, 12]. The theoretical models among with the recent advances in the manipulation of nanostructures allow the fabrication of quantum systems in geometries with nontrivial topologies [13–18]. Then, it is crucial to understand how the topology modifies the physical properties of these nanodevices. From the theoretical point of view, the physical implications exhibited by the quantum system confined on a curved surface are of great interest. When a quantum particle is strongly constrained to move on a curved surface, it experiences an effective potential energy whose magnitude depends on the local curvatures along the surface [19–21]. The approach employed to address such a system follows the well-known thin-layer quantization procedure. Several other contributions have been accomplished in the context of constrained particle in quantum mechanics using this procedure in the last few years [22–35]. The main result described in such approach is that, even in the absence of interactions of any nature, the electrons cannot move around freely on the surface. This implies that we can investigate mesoscopic physical systems in curved geometries by simply controlling the local geometric curvature of the surface and then accessing the physical

* luisfernandofisica@hotmail.com

† fmandrade@uepg.br

‡ cleverson.filgueiras@dfi.ufma.br

§ edilberto.silva@ufma.br

properties of interest.

The purpose of this paper is to investigate the physical implications caused by curvature effects on a quantum dot in the presence of external magnetic fields. We build our model taking into account the thin-layer quantization procedure and obtain the energy spectrum, the Fermi energy, the magnetization, and the persistent current. We discuss in detail the effects of the surface curvature on such properties. The system considered consists of noninteracting spinless electrons in a quantum dot constrained to a conical surface with an AB flux piercing through the center of the conical surface. The system is subject to a constant magnetic field in the z -direction as well.

II. DESCRIPTION OF THE MODEL

We are interested here in studying the motion of a spinless charged particle constrained to move on a curved surface in the presence of magnetic fields. We employ the procedure of [27] for studying the quantum mechanics of a constrained particle, which is based on da Costa's thin-layer quantization procedure [20]. In [27], by making a proper choice of the gauge, it was shown that the surface and transverse dynamics are exactly separable. In the transverse motion, the dynamics is described by a one-dimensional Schrödinger equation with a transverse potential, whereas the motion on the surface is described by a two-dimensional Schrödinger equation in which appears a geometric potential, given in terms of the mean and the Gaussian curvatures. The geometric potential is a consequence of the two-dimensional confinement on the surface.

Let us consider, therefore, a non-interacting 2DEG constrained to move on a curved surface in the presence of both a magnetic field and a radial potential [36] given by

$$V(r) = \frac{a_1}{r^2} + a_2 r^2 - V_0, \quad (1)$$

with $V_0 = 2\sqrt{a_1 a_2}$. This radial potential has a minimum at $r_0 = (a_1/a_2)^{1/4}$. For $r \rightarrow r_0$, we obtain the parabolic potential model, $V(r) \approx \mu\omega_0^2(r - r_0)^2/2$, where $\omega_0 = \sqrt{8a_2/\mu}$ characterizes the strength of the transverse confinement. The potential (1) describes a 2D quantum ring, nevertheless, it can describe others physical systems. For example, if $a_1 = 0$, we have a quantum dot and if $a_2 = 0$, we have a quantum antidot. Both the radius and the width of the ring can be adjusted independently by suitably choosing a_1 and a_2 .

In this work, the curved surface is defined by the following line element in polar coordinates [37, 38]

$$ds^2 = dr^2 + \alpha^2 r^2 d\theta^2, \quad (2)$$

with $r \geq 0$ and $0 \leq \theta < 2\pi$. For $0 < \alpha < 1$ (deficit angle), the metric above describes an actual conical surface, while for $\alpha > 1$ (proficit angle), it represents a saddle-like surface. In what follows we focus our analysis in a conical surface, in which $0 < \alpha \leq 1$. In this case, the Gaussian and the mean curvatures are given, respectively, by [39]

$$\mathcal{K} = \left(\frac{1 - \alpha}{\alpha} \right) \frac{\delta(r)}{r}, \quad \mathcal{H} = \frac{\sqrt{1 - \alpha^2}}{2\alpha r}. \quad (3)$$

and the corresponding geometric potential is written as

$$V_g(r) = -\frac{\hbar^2}{2\mu} \left[\frac{(1 - \alpha^2)}{4\alpha^2 r^2} - \left(\frac{1 - \alpha}{\alpha} \right) \frac{\delta(r)}{r} \right], \quad (4)$$

with μ is the electron effective mass. For the field configuration, we consider a superposition of magnetic fields, $\mathbf{B} = \mathbf{B}_1 + \mathbf{B}_2$, with $\mathbf{B}_1 = B\hat{\mathbf{z}}$ being a uniform magnetic field and $\mathbf{B}_2 = (l\hbar/e\alpha r)\delta(r)\hat{\mathbf{z}}$ being a magnetic flux tube, with $l = \Phi/\Phi_0$ being the AB flux parameter, e is the electric charge, and $\Phi_0 = h/e$ is the magnetic flux quantum. The field \mathbf{B} is obtained from the vector potential $\mathbf{A} = \mathbf{A}_1 + \mathbf{A}_2$, where $\mathbf{A}_1 = (Br/2\alpha)\hat{\boldsymbol{\phi}}$ and $\mathbf{A}_2 = (l\hbar/e\alpha r)\hat{\boldsymbol{\phi}}$.

Since we are only interested in the dynamics on the surface, we ignore the transverse one. Thus, the relevant equation is

$$H\chi_S(r, \varphi) = E\chi_S(r, \varphi), \quad (5)$$

where

$$\begin{aligned} H = & -\frac{\hbar^2}{2\mu} \left[\frac{1}{r} \frac{\partial}{\partial r} \left(r \frac{\partial}{\partial r} \right) + \frac{1}{\alpha^2 r^2} \left(\frac{\partial}{\partial \varphi} - il \right)^2 \right] \\ & - \frac{\hbar^2}{2\mu} \left[\frac{ieB}{\hbar\alpha^2} \left(\frac{\partial}{\partial \varphi} - il \right) + \frac{e^2 B^2 r^2}{4\hbar^2 \alpha^2} \right] \\ & - \frac{\hbar^2}{2\mu} \left[\frac{(1 - \alpha^2)}{4\alpha^2 r^2} - \left(\frac{1 - \alpha}{\alpha} \right) \frac{\delta(r)}{r} \right] \\ & + \frac{a_1}{r^2} + a_2 r^2 - V_0 \end{aligned} \quad (6)$$

is the Hamiltonian of the system. Due to the presence of the singular δ -function in $V_g(r)$, the Hamiltonian (6) is not self-adjoint [40]. Consequently, the appropriated manner to solve the problem in (5) is by using the self-adjoint extension approach. Thus, to find the energy spectrum, we can use any of the methods proposed in [41] or [42], which have been used to solve the spin-1/2 AB problem in curved space. In this manner, the energy eigenvalues and wavefunctions of Eq. (5) are given by

$$E_{n,m} = \left(n + \frac{1}{2} \pm \frac{L}{2} \right) \hbar\omega - \frac{(m-l)\hbar\omega_c}{2\alpha^2} - \frac{\mu\omega_0^2 r_0^2}{4}, \quad (7)$$

and

$$\begin{aligned} \chi_S(r, \varphi) = & \left(\frac{1}{2\lambda^2} \right)^{\frac{1+L}{2}} e^{im\varphi} e^{-\frac{r^2}{4\lambda^2}} r^L \\ & \times \left[c_1 M \left(\frac{1+L+\lambda^2 k^2}{2}, 1+L, \frac{r^2}{2\lambda^2} \right) \right. \\ & \left. + c_2 U \left(\frac{1+L+\lambda^2 k^2}{2}, 1+L, \frac{r^2}{2\lambda^2} \right) \right], \end{aligned} \quad (8)$$

where $n = 0, 1, 2, \dots$, $m = 0, \pm 1, \pm 2, \dots$, M and U denote the confluent hypergeometric functions of the first and the second kind, respectively [43], and c_i ($i = 1, 2$) are constants. The sign $+$ ($-$) in Eq. (7) refers to the energy associate with

the regular (irregular) solution for the wavefunction at the origin. The effective angular momentum

$$L = \sqrt{\frac{(m-l)^2}{\alpha^2} + \frac{2a_1\mu}{\hbar^2} - \frac{1-\alpha^2}{4\alpha^2}}, \quad (9)$$

controls when the Hamiltonian is self adjoint: if $|L| \geq 1$ it is self-adjoint and if $|L| < 1$ it is not self-adjoint. The irregular solution must be taking into account only when it is not self-adjoint (for more details, see Refs. [42, 44]). In Eq. (8)

$$k^2 = \frac{2\mu E}{\hbar^2} + \frac{\mu\omega}{\hbar\alpha^2}(m+l), \quad (10)$$

is the wave number,

$$\omega = \sqrt{\frac{\omega_c^2}{\alpha^2} + \omega_0^2}, \quad (11)$$

is the effective cyclotron frequency, and

$$\lambda = \sqrt{\frac{\hbar}{\mu\omega}}, \quad (12)$$

is the effective magnetic length, with $\omega_c = eB/\mu$ being the usual cyclotron frequency. The quantum number n characterizes the radial motion and it is viewed as the subband index, while the quantum number m characterizes the angular momentum.

III. ANALYSIS OF THE ELECTRONIC STATES AND THE ENERGY LEVEL STRUCTURE

In this section, we investigate the energy spectrum of the quantum dot model described in Sec. II. It can be obtained from Eq. (7) by setting $a_1 = 0$, leading to the radial potential $V(r) = a_2 r^2$. The resulting quantum dot is then characterized by $r_0 = 0$ and $a_2 = \mu\omega_0^2/8$, with $\hbar\omega_0 = 0.459$ meV [7]. For the numerical simulations we use values obtained from a 2D GaAs heterostructure: the effective mass is $\mu = 0.067m_e$, where m_e is the electron mass and the number of electrons is $N_e = 1400$.

Returning to Eq. (9), an analysis shows that in the case of a quantum dot the state with $m = l$ is forbidden. Here we consider only the effects of the constant magnetic field, then $l = 0$ and the state with $m = 0$ is forbidden leading to $|L| \geq 1$. Therefore, the Hamiltonian is self-adjoint for all other possible values of m , and only the energy eigenvalues of the regular solution (+) need to be considered [42]. Moreover, this is a guarantee that the Gaussian curvature does not modify the states of the dot and, therefore, we can neglect it.

We can immediately check that Eq. (7) gives the energy eigenvalues for a quantum dot in a flat sample by setting $\alpha = 1$ [1, 2, 45–48]. In the absence of an external magnetic field, we can verify that the separation between the neighboring subbands is $\hbar\omega_0$ and it is not influenced by the curvature of the surface. On the other hand, in the presence of it, we highlight two consequences: (i) The separation between the

neighboring subbands is $\hbar\omega$, which depends on the magnetic field and α by means of Eq. (11); (ii) The energies of the states with $m > 0$ are lower than those for $m < 0$. The situation (i) implies that by either increasing the magnetic field, or decreasing the value of α , the distance between the subbands increases, whereas the situation (ii) reveals that the electrons tend to fill the low-energy states with $m > 0$.

Among the literature it is common to investigate the appearance of degeneracy at a quantum dot. For a quantum dot on a flat sample in the absence of an external magnetic field, all the states are degenerate with exception of $m = 0$: the states with energies $E_{0,-1}$, $E_{0,1}$ form a “shell” which is two-fold degenerate; the states with $E_{0,-2}$, $E_{0,2}$, $E_{1,0}$ form another “shell” which is three-fold degenerate; and so on (additional physical implications may occur, for example, if we consider the spin of the electron, leading to the appearance of the magic numbers $N = 2, 6, 12, 20, \dots$ [46, 48]). The degeneracy with respect to the angular quantum number m and $-m$ arises from the rotational symmetry in the lateral confinement while the additional degeneracy, as for example $E_{0,-2} = E_{0,2} = E_{1,0}$, is associated with the harmonicity of the confining potential [48]. In the presence of a magnetic field, though, the degeneracy is lifted for small values of B , but as the magnetic field increases, accidental degeneracies may occur, again leading to enhanced bunching of single-particle levels [47]. In the case of a quantum dot on a curved sample in the absence of a magnetic field, the energy becomes

$$E_{n,m} = \left(n + \frac{1}{2} + \frac{L}{2}\right) \hbar\omega_0. \quad (13)$$

It is easy to see that the rotational symmetry in the lateral confinement is preserved, but the degeneracy with respect to the harmonicity of the confining potential is broken. This result is a consequence of presence of both the mean curvature (Eq. (3)) and disclination parameter α . Therefore, the degeneracy is reduced significantly. On the other hand, with the presence of a magnetic field, the profile of degeneracy changes when the field is varied. In other words, we may have an increase or decrease of crossing of levels depending on the value of the magnetic field. At the limit when the transverse confinement tends to zero, $\omega_0 \rightarrow 0$, or, what is equivalent $\omega_c \gg \omega_0$, we obtain $E_{nm} = (N + 1/2) \hbar\omega_c/\alpha$, with $N = n + (L - m/\alpha)/2$. Note that for $\alpha = 1$, the usual Landau levels are recovered [2]. For $\alpha < 1$, the curvature lifts the Landau Levels degeneracy.

In Fig. 1, we plot the energies as a function of the quantum number m for three different values of α and two values of magnetic field strength. The circles and the squares represent the energies, while the solid lines indicate the subbands. For $B = 0$, we can clearly see that the curve of the subbands shows a V-shaped format being more closed when there is curvature than when it does not, that is, the energy of a (n, m) state of an electron is larger at a quantum dot in a curved sample than in a flat one. The electron states at a quantum dot in a flat sample are degenerate with both rotational symmetries and harmonicity, whereas for the curved case, degeneracy is only due to rotational symmetry. We can see in Fig. 1(c) for $\alpha = 0.5$ that the curvature causes a small shift in the energies lifting the degeneracy due to harmonicity. The presence of

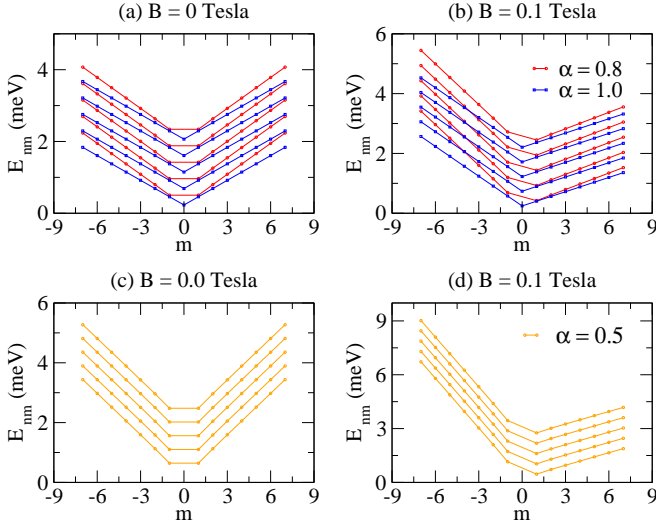


FIG. 1. (Color online) The energy levels of a quantum dot as a function of the quantum number m in the range of weak magnetic fields. We consider the first five subbands ($n = 0, 1, 2, 3, 4$). In (a) and (b) are for $\alpha = 0.8$ and $\alpha = 1.0$, respectively. In (c) and (d), we consider $\alpha = 0.5$.

a magnetic field breaks the rotational symmetry and the subbands tend to undergo a clockwise rotation, in order to have electrons that will occupy more states with positive energies (see Fig. 1(b) and Fig. 1(d)). This situation is independent of whether or not there is curvature.

In Fig. 2 we show the behavior of the energy levels as a function of the magnetic field for $\alpha = 0.3$, $\alpha = 0.5$, $\alpha = 0.8$ and $\alpha = 1.0$. We also plot the Fermi energy corresponding to the particular case where there are 20 electrons confined in a quantum dot. In Fig. 2(d), it is possible to see that when the magnetic field $B \rightarrow 0^+$ Tesla the energy spectrum of a quantum dot is not degenerated. However, by increasing the intensity of the magnetic field, the degeneracy appears in the spectrum and for some values of B it might be quite high. In Figs. 2(a), 2(b) and 2(c), we can note that the crossing pattern of energy levels is affected by the curvature. We can observe that the states with $m < 0$ are more impacted by the curvature as for example, the case of the energy $E_{0,-1}$ represented by the dashed line. The behavior of the states with $m < 0$ has important effects on the persistent current. Also, it is remarkable in this figure that the amount of subbands occupied in the Fermi energy is greater in the presence of curvature, although we also notice that a subband is more quickly emptied.

IV. MAGNETIZATION

We start by studying the Fermi energy of the quantum dot discussed in the previous section in a curved sample. In Fig. 3, we show the behavior of the Fermi energy as a function of the magnetic field, and for some values of α . We can observe that Fermi energy exhibits a non-smooth behavior when the magnetic field is varied. In the regime of weak magnetic fields, the Fermi energy exhibits a downward deviation. This is a direct

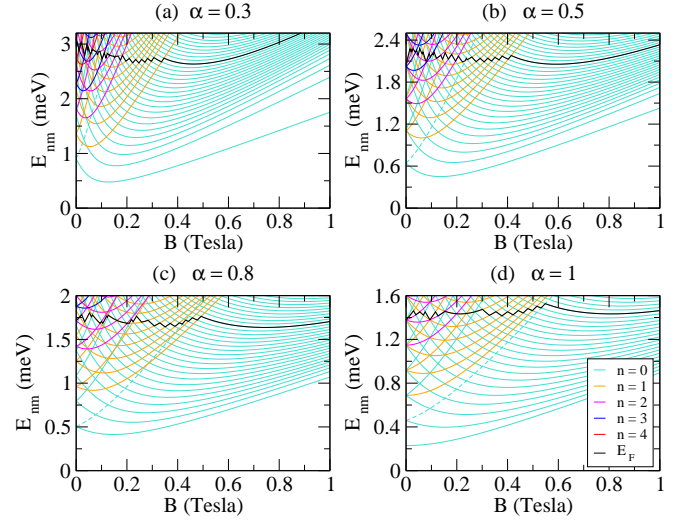


FIG. 2. (Color online) The energy levels of a quantum dot as a function of the magnetic field. The black line represents the Fermi energy behavior for the case where there are 20 electrons in the sample. The dashed line corresponds to the energy $E_{0,1}$.

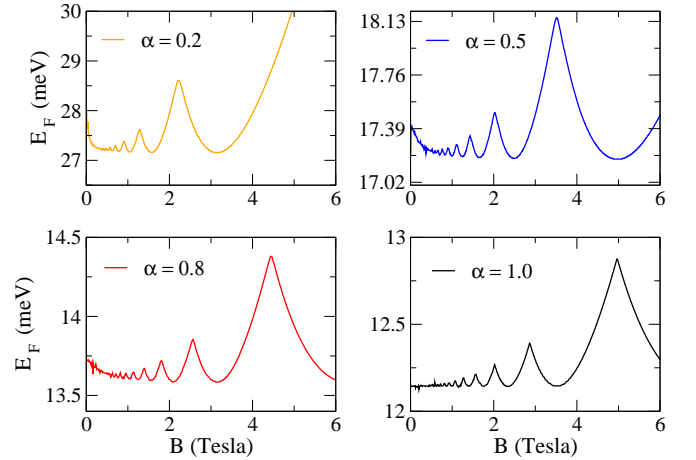


FIG. 3. (Color online) The zero temperature Fermi energy as a function of magnetic field.

consequence due to the absence of the $m = 0$ state, and hence the occupation of the states is altered; the minimum energy state moves up one state. A non-zero magnetic field makes the lowest-state energy to reach a minimum value, as we can see from Figs. 2(b), 2(c) and 2(d). Once this minimum value has been reached, the absence of the $m = 0$ state has less effect on occupation. Since it deals with electronic behavior, both the persistent current and the magnetization will also have an anomalous result in the weak magnetic field regime.

The magnetization is a thermodynamic quantity which arises as a response to the applied magnetic field. At zero temperature, the free energy is just the total energy of system. Consequently, if the system is closed, the magnetization

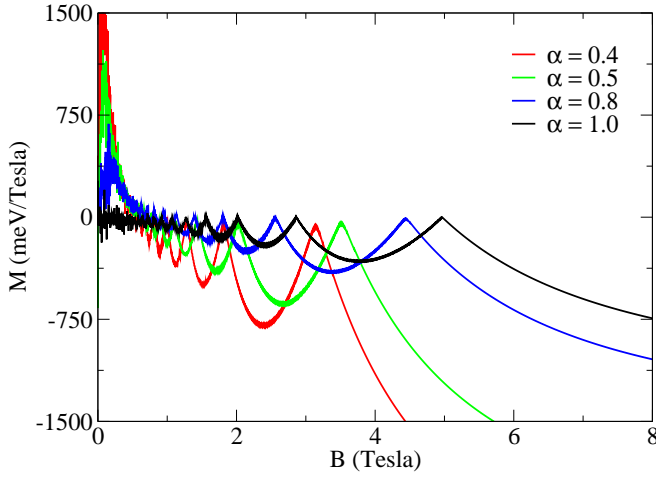


FIG. 4. (Color online) The magnetization of the quantum dot as a function of magnetic field strength.

is given by

$$M = -\frac{\partial U}{\partial B} = -\sum_{n,m} M_{n,m}, \quad (14)$$

where $M_{n,m} \equiv -\partial E_{n,m}/\partial B$ defines the magnetic moment. By using Eq. (7), the magnetic moment is written explicitly as

$$M_{n,m} = -\frac{\hbar e}{\mu \alpha^2} \left[\left(n + \frac{1}{2} + \frac{L}{2} \right) \frac{\omega_c}{\omega} - \frac{m-l}{2} \right]. \quad (15)$$

In Fig. 4, we show the profile of the magnetization as a function of the magnetic field for different values of α . We can see that profile of the oscillations changes with increasing magnetic field. In the flat case, the magnetization presents both AB and dHvA-type oscillations. The AB-type oscillations are due to the redistribution of the electron states in the Fermi energy and are dominant in the weak magnetic fields regime 5.

The dHvA-type oscillations become dominant over AB-type oscillations as the magnetic field increases. This is shown in Fig. 7 and they are a result of the depopulation of a subband. When only one subband is occupied in the Fermi energy, the AB-type oscillations are absent (see Fig. 6(d)); by comparison, we can note in Fig. 2 that there is no more state crossing, and therefore there are no more AB-type oscillations.

For a quantum dot on a curved surface, we can also see a complex oscillation pattern. As discussed above, the curvature effects tend to lift the degeneracy, which directly result in the vanishing of the magnetization at $B = 0$. The AB-type oscillations are present, as we can see in Fig. 5(b). If only one subband is occupied in the Fermi energy, the AB-type oscillations are absent (see Figs. 6(a)-6(c)). Oscillations with larger amplitudes, which arise with the field raising, do not necessarily configure as dHvA-type oscillations. This can be seen in Figs. 6(a)-6(c) where we see that the peak of the oscillations do not coincide with the depopulation of the subband with $n = 1$. Besides, in the interval where the lateral

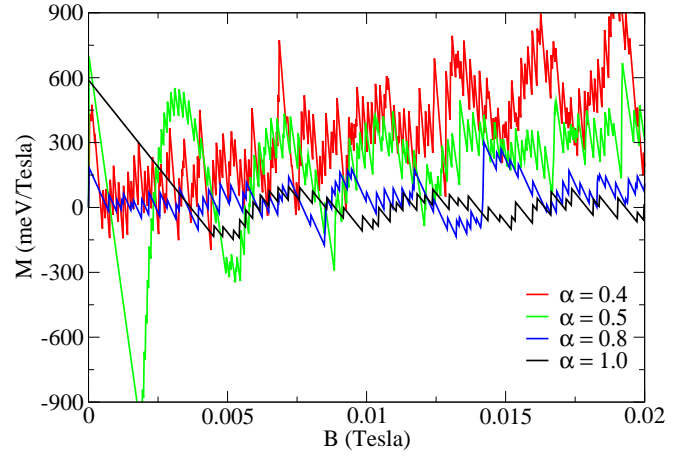


FIG. 5. (Color online) The magnetization of the quantum dot in the weak magnetic fields interval.

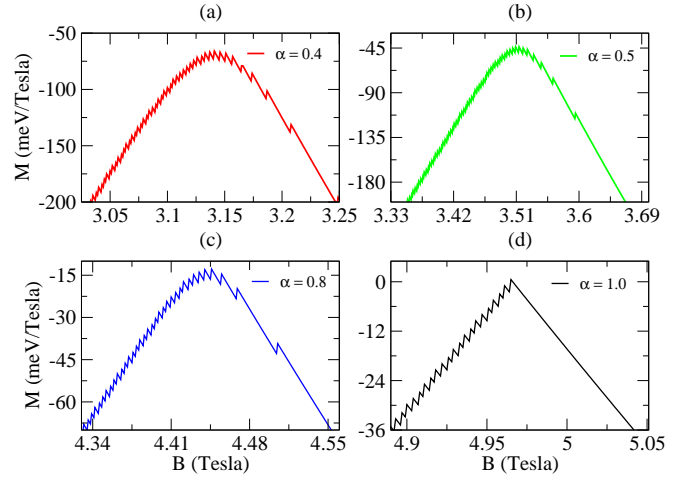


FIG. 6. (Color online) Profile of the magnetization when the subband with $n = 1$ is depopulated.

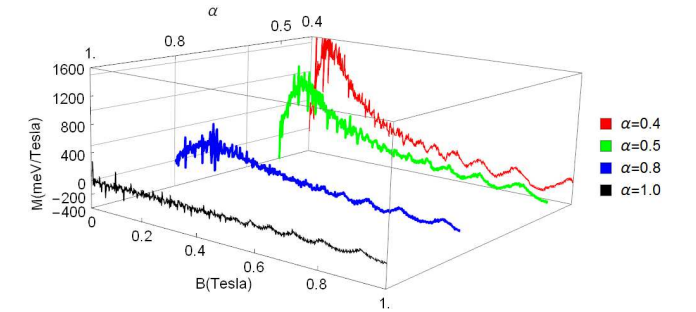


FIG. 7. (Color online) The magnetization of the quantum dot as a function of magnetic field strength. The amplitude of the dHvA-type oscillations changes when the α parameter is changed.

confinement is dominant, we see that along with the AB-type oscillations, the magnetization presents a peak. This behavior is due to the fact that the $m = 0$ state is not an allowed

state. Figure 7 shows more clearly the region where the AB-type oscillations are dominant. Whenever the magnetic field is increased, we still have AB-type oscillations, but they have smaller amplitudes.

V. PERSISTENT CURRENT

The free energy of the isolated system allows us to extract another important thermodynamic quantity, namely, the persistent current. By considering the variation of the magnetic flux confined to the hole of the ring, the persistent current is calculated using the Byers-Yang relation [4]

$$I_{n,m} = -\frac{\partial E_{n,m}}{\partial \Phi} = -\frac{1}{\phi_0} \frac{\partial E_{n,m}}{\partial l}, \quad (16)$$

where $E_{n,m}$ is then given by Eq. (7) with $r_0 = 0$. The total current is given by

$$I = \sum_{n,m} I_{n,m}, \quad (17)$$

where $I_{n,m}$ is explicitly given by

$$I_{n,m} = \frac{e\omega}{4\pi\alpha^2} \left(\frac{m-l}{L} - \frac{\omega_c}{\omega} \right), \quad (18)$$

which is the persistent current carried by a given state $\chi_{n,m}$ of the ring.

Remembering that in the case of a one-dimensional ring, the current is proportional to the magnetic moment. For the two-dimensional case, this relation is given by

$$M_{n,m}(B) = \pi r_{n,m}^2 I_{n,m} - \frac{e\hbar}{\mu\alpha^2} \left(n + \frac{1}{2} \right) \frac{\omega_c}{\omega}. \quad (19)$$

The above equation is a generalization of the classical result between the current and the magnetic moment which is given by the first term on the right side of the Eq. (19). The second term results from the penetration of the magnetic field into the 2D structure, being it a diamagnetic term. From this result it is possible to show that if $\omega_c \ll \omega_0$ the persistent current and the magnetization present a similar behavior. Note that all the results above hold for the state of the quantum dot since the wave function $\chi_{n,m}$ is zero in the $r = 0$ region. For $\alpha = 1$, it was shown in Ref. [7] that for the $m = l$ state, the wave function is nonzero at $r = 0$ and the Byers-Yang relation no longer applies. However, by using an appropriate limit, Tan and Inkson [7] calculated the persistent current carried by this state. In our case, we can write

$$I_{n,m=l} = \lim_{\alpha \rightarrow 0} \lim_{m \rightarrow l} \lim_{\alpha \rightarrow 1} \frac{e\omega}{4\pi\alpha^2} \left(\frac{m-l}{L} - \frac{\omega_c}{\omega} \right) = -\frac{e\omega_c}{4\pi}, \quad (20)$$

which is the current obtained in Refs. [6, 7] for the $m = l = 0$ state. For $\alpha \neq 1$, nevertheless, the state with $m = l$ does not represent a problem due to the fact that it is not an allowed physical state. The persistent current as a function of the magnetic field is plotted in Fig. 8 for different values of α .

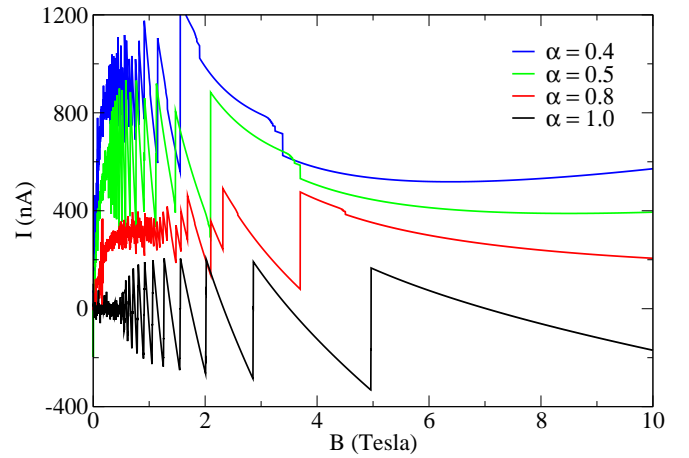


FIG. 8. (Color online) The persistent currents of the quantum dot as

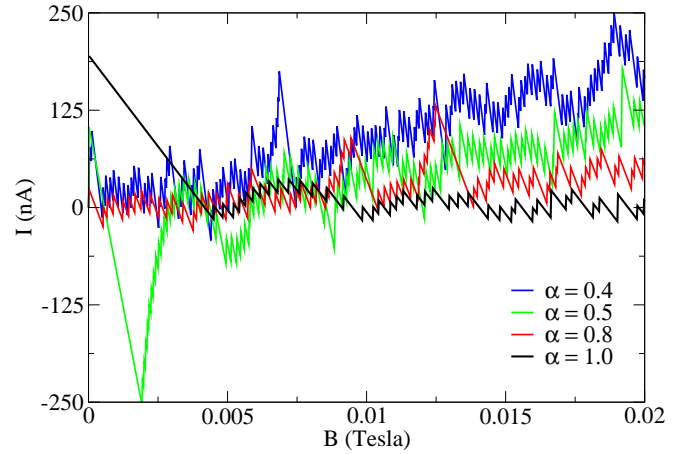


FIG. 9. (Color online) The persistent currents in the weak magnetic fields interval.

On a flat surface, the energy levels of a quantum dot for the zero magnetic field are highly degenerate, as it was already mentioned above. This characteristic of the energy levels of a quantum dot influences the behavior of the persistent current when the magnetic field is zero. Note that the non-zero value of the persistent current at $B = 0$ Tesla (Fig. 9) makes it clear that the highest occupied “shell” has not been fully filled. A non-zero magnetic field redistributes the states so that more states with $m > 0$ are occupied for the same Fermi energy. This gives rise to the AB-type oscillations (Fig. 9). However, by increasing the strength of the magnetic field, the dHvA-type oscillations become more relevant (Figs. 8 and 11). Notice that the current carried by a state with $m \leq 0$ is much larger than that carried by a state with $m > 0$. In addition, the energies of states with $m \leq 0$ are always near the bottom of a subband (See Fig. 10(d), for example) in the considered range of the magnetic field. Therefore, when the bottom of the subband crosses the Fermi energy, the depopulation of state with $m \leq 0$ occurs and consequently it results in the abrupt change in the persistent current [7]. Let us now analyze the quan-

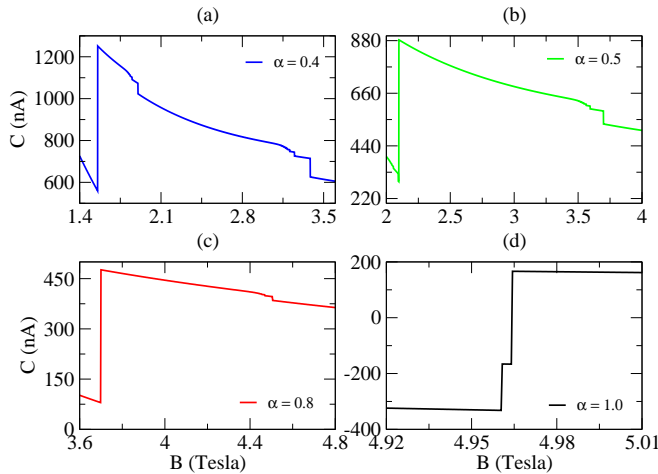


FIG. 10. (Color online) The figure above shows the profile of the persistent currents when the subband with $n = 1$ is depopulated.

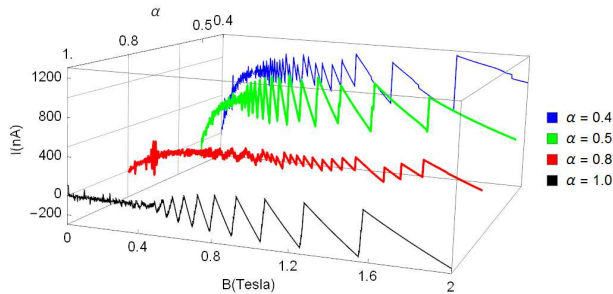


FIG. 11. (Color online) The persistent currents of the quantum dot as a function of the magnetic field strength.

tum dot system when it is on a curved sample. We have seen above that the states of a quantum dot when $B = 0$ Tesla are two-fold degenerate due to the rotational symmetry. Because of this, the persistent current is zero. A small magnetic field breaks the rotational symmetry and the current shows the oscillations of AB-type as seen in Fig. 9. We can also observe that there is an increasing of the persistent current that occurs in the weak magnetic fields interval, which is due to the absence of the $m = 0$ state. When the magnetic field increases, the oscillations that are observed do not necessarily configure dHvA-type oscillations. From the analysis of the persistent current in a flat sample, we know that the states with $m < 0$

and $m = 0$ have a great importance for the oscillations. In the case of the curved sample, the $m = 0$ state is not allowed. Then, the oscillations that we observe result only from the depopulation of the states with $m < 0$. As observed in the Fig. 2, these states are more affected by the curvature. Thus, we expect these oscillations to have a behavior different from that observed in a flat sample. In Figs. 10(a)-10(c), we can observe more clearly that abrupt change occurs with the depopulation of a negative state, however these states are not necessarily near the bottom of a subband.

VI. CONCLUSIONS

In this paper, we addressed the electronic properties, the magnetization and the persistent current of a 2DEG in a quantum dot on a conical surface and submitted to an external magnetic field. We have obtained analytically the wavefunctions and energy eigenvalues of the model. It was shown that the energy is strongly influenced by the curvature of the surface which reflects the importance of the effect of the topology on such systems. It was verified that these changes are most significantly manifested when the α parameter indicates a more pronounced curvature. The oscillations of the AB that appear in the profile of magnetization as a function of the magnetic field for a quantum dot in the flat space remain when it is constrained to a curved surface. The AB-type oscillations are also observed in the analysis of the persistent current. Nevertheless, the dHvA-type oscillations, which occur with a subband depopulation, are not well defined in both the persistent current and magnetization. An anomalous behavior in the weak magnetic field region in both the persistent current and the magnetization arose, and we have found that this characteristic is a consequence of the absence of the $m = 0$ state. As a final word, we mention that the magnetization of a 2DEG plays an important role in the context of a magnetically driven quantum heat engine [49]. So, the curvature effects addressed here could leave to the investigation concerned to the optimization of such an engine in terms of work extraction and efficiency. Moreover, the degeneracy has important consequences for this kind of quantum heat engine [50]. The considerations about this fact that we made here could impact it in a significant way.

ACKNOWLEDGMENTS

This work was partially supported by the Brazilian agencies CAPES, CNPq, FAPEMA, FAPEMIG and Fundação Araucária.

-
- [1] M. S. Kushwaha, *Surface Science Reports* **41**, 1 (2001).
 - [2] P. A. Maksym and T. Chakraborty, *Phys. Rev. Lett.* **65**, 108 (1990).
 - [3] L. D. Landau and E. M. Lifschitz, *Statistical physics, part 1: Volume 5 (course of theoretical physics, volume 5)*, Vol. 3 (1980).
 - [4] N. Byers and C. N. Yang, *Phys. Rev. Lett.* **7**, 46 (1961).
 - [5] M. Büttiker, Y. Imry, and R. Landauer, *Physics Letters A* **96**, 365 (1983).
 - [6] Y. Avishai and M. Kohmoto, *Physica A: Statistical Mechanics and its Applications* **200**, 504 (1993).
 - [7] W.-C. Tan and J. C. Inkson, *Phys. Rev. B* **60**, 5626 (1999).
 - [8] V. Prinz, V. Seleznev, A. Gutakovsky, A. Chehovskiy, V. Preobrazhenskii, M. Putyato, and T. Gavrilova, *Physica E: Low-dimensional*

- dimensional Systems and Nanostructures **6**, 828 (2000).
- [9] V. Y. Prinz, D. Grützmacher, A. Beyer, C. David, B. Ketterer, and E. Deckardt, *Nanotechnology* **12**, 399 (2001).
 - [10] L. Cao, L. Laim, C. Ni, B. Nabet, and J. E. Spanier, *Journal of the American Chemical Society* **127**, 13782 (2005).
 - [11] S. Mendach, O. Schumacher, H. Welsch, C. Heyn, W. Hansen, and M. Holz, *Applied Physics Letters* **88**, 212113 (2006).
 - [12] A. B. Vorob'ev, K.-J. Friedland, H. Kostial, R. Hey, U. Jahn, E. Wiebicke, J. S. Yukecheva, and V. Y. Prinz, *Phys. Rev. B* **75**, 205309 (2007).
 - [13] L. L. Li, D. Moldovan, P. Vasilopoulos, and F. M. Peeters, *Phys. Rev. B* **95**, 205426 (2017).
 - [14] A. Nava, R. Giuliano, G. Campagnano, and D. Giuliano, *Phys. Rev. B* **94**, 205125 (2016).
 - [15] O. V. Kibis, H. Sigurdsson, and I. A. Shelykh, *Phys. Rev. B* **91**, 235308 (2015).
 - [16] W. Tian and S. Datta, *Phys. Rev. B* **49**, 5097 (1994).
 - [17] A. Lorke, R. Johannes Luyken, A. O. Govorov, J. P. Kotthaus, J. M. Garcia, and P. M. Petroff, *Phys. Rev. Lett.* **84**, 2223 (2000).
 - [18] C. Furtado, A. Rosas, and S. Azevedo, *EPL (Europhysics Letters)* **79**, 57001 (2007).
 - [19] H. Jensen and H. Koppe, *Annals of Physics* **63**, 586 (1971).
 - [20] R. C. T. da Costa, *Phys. Rev. A* **23**, 1982 (1981).
 - [21] R. C. T. da Costa, *Phys. Rev. A* **25**, 2893 (1982).
 - [22] D. V. Bulaev, V. A. Geyler, and V. A. Margulis, *Phys. Rev. B* **69**, 195313 (2004).
 - [23] G.-H. Liang, Y.-L. Wang, M.-Y. Lai, H. Liu, H.-S. Zong, and S.-N. Zhu, *Phys. Rev. A* **98**, 062112 (2018).
 - [24] Y.-L. Wang, H. Jiang, and H.-S. Zong, *Phys. Rev. A* **96**, 022116 (2017).
 - [25] Y.-L. Wang, L. Du, C.-T. Xu, X.-J. Liu, and H.-S. Zong, *Phys. Rev. A* **90**, 042117 (2014).
 - [26] Y.-L. Wang and H.-S. Zong, *Annals of Physics* **364**, 68 (2016).
 - [27] G. Ferrari and G. Cuoghi, *Phys. Rev. Lett.* **100**, 230403 (2008).
 - [28] J.-Y. Chang, J.-S. Wu, and C.-R. Chang, *Phys. Rev. B* **87**, 174413 (2013).
 - [29] Y. Gaididei, V. P. Kravchuk, and D. D. Sheka, *Phys. Rev. Lett.* **112**, 257203 (2014).
 - [30] Y. Zhang and A. Vishwanath, *Phys. Rev. Lett.* **105**, 206601 (2010).
 - [31] R. Teixeira, E. S. G. Leandro, L. C. B. da Silva, and F. Moraes, *Journal of Mathematical Physics* **60**, 023502 (2019).
 - [32] V. Atanasov and R. Dandoloff, *European Journal of Physics* **38**, 015405 (2016).
 - [33] F. Santos, S. Fumeron, B. Berche, and F. Moraes, *Nanotechnology* **27**, 135302 (2016).
 - [34] A. G. Schmidt, *Physica E: Low-dimensional Systems and Nanostructures* **106**, 200 (2019).
 - [35] S. Pandey, N. Scopigno, P. Gentile, M. Cuoco, and C. Ortix, *Phys. Rev. B* **97**, 241103 (2018).
 - [36] W.-C. Tan and J. C. Inkson, *Semicond. Sci. Technol.* **11**, 1635 (1996).
 - [37] C. Filgueiras and F. Moraes, *Ann. Phys. (NY)* **323**, 3150 (2008).
 - [38] C. Filgueiras, E. O. Silva, and F. M. Andrade, *J. Math. Phys.* **53**, 122106 (2012).
 - [39] A. M. de M. Carvalho, C. Sátiro, and F. Moraes, *Europhys. Lett.* **80**, 46002 (2007).
 - [40] S. Albeverio, F. Gesztesy, R. Hoegh-Krohn, and H. Holden, *Solvable Models in Quantum Mechanics*, 2nd ed. (AMS Chelsea Publishing, Providence, RI, 2004).
 - [41] C. R. Hagen, *Phys. Rev. Lett.* **64**, 503 (1990).
 - [42] F. M. Andrade, E. O. Silva, and M. Pereira, *Phys. Rev. D* **85**, 041701(R) (2012).
 - [43] M. Abramowitz and I. A. Stegun, eds., *Handbook of Mathematical Functions* (New York: Dover Publications, 1972).
 - [44] F. M. Andrade, E. O. Silva, and M. Pereira, *Ann. Phys. (NY)* **339**, 510 (2013).
 - [45] V. Fock, *Zeitschrift für Physik* **47**, 446 (1928).
 - [46] L. P. Kouwenhoven, D. G. Austing, and S. Tarucha, *Reports on Progress in Physics* **64**, 701 (2001).
 - [47] S. M. Reimann and M. Manninen, *Reviews of modern physics* **74**, 1283 (2002).
 - [48] J. P. Bird, *Electron transport in quantum dots* (Springer Science & Business Media, 2013).
 - [49] E. Muñoz and F. J. Peña, *Phys. Rev. E* **89**, 052107 (2014).
 - [50] F. J. Pea, A. Gonzalez, A. S. Nunez, P. A. Orellana, R. G. Rojas, and P. Vargas, *Entropy* **19**, 10.3390/e19120639 (2017).