

# Three dimensional high-order gas-kinetic scheme for supersonic isotropic turbulence I: criterion for direct numerical simulation

Guiyu Cao<sup>a</sup>, Liang Pan<sup>b</sup>, Kun Xu<sup>a,c,d,\*</sup>

<sup>a</sup>*Department of Mathematics, Hong Kong University of Science and Technology, Clear Water Bay, Kowloon, Hong Kong*

<sup>b</sup>*School of Mathematical Sciences, Beijing Normal University, Beijing, China*

<sup>c</sup>*Department of Mechanical and Aerospace Engineering, Hong Kong University of Science and Technology, Clear Water Bay, Kowloon, Hong Kong*

<sup>d</sup>*Shenzhen Research Institute, Hong Kong University of Science and Technology, Shenzhen, China*

---

## Abstract

In this paper, we intend to address the high-order gas-kinetic scheme (HGKS) in the direct numerical simulation (DNS) of compressible isotropic turbulence up to the supersonic regime. To validate the performance of HGKS, the compressible isotropic turbulence with turbulent Mach number  $Ma_t = 0.5$  and Taylor microscale Reynold number  $Re_\lambda = 72$  is simulated as a benchmark. With the consideration of robustness and accuracy, the WENO-Z scheme is adopted for spatial reconstruction in the current higher-order scheme. Statistical quantities are compared with the high-order compact finite difference scheme to determine the spatial and temporal criterion for DNS. According to the grid and time convergence study, it can be concluded that the minimum spatial resolution parameter  $\kappa_{max}\eta_0 \geq 2.71$  and the maximum temporal resolution parameter  $\Delta t_{ini}/\tau_{t_0} \leq 5.58/1000$  are adequate for HGKS to resolve the compressible isotropic turbulence, where  $\kappa_{max}$  is the maximum resolved wave number,  $\Delta t_{ini}$  is the initial time step,  $\eta_0$  and  $\tau_{t_0}$  are the initial Kolmogorov length scale and the large-eddy-turnover time. Guided by such criterion, the compressible isotropic turbulence from subsonic regime  $Ma_t = 0.8$  to supersonic one  $Ma_t = 1.2$ , and the Taylor microscale Reynolds number  $Re_\lambda$  ranging from 10 to 72 are simulated. With the high initial turbulent Mach number, the strong random shocklets and high expansion regions are identified, as well as the wide range of probability density function over local turbulence Mach number. All those impose great challenge for high-order schemes. In order to construct compressible large eddy simulation models at high turbulent Mach number, the ensemble budget of turbulent kinetic energy is fully analyzed. The solenoidal dissipation rate decreases with the increasing of  $Ma_t$  and  $Re_\lambda$ . Meanwhile, the dilational dissipation rate increases with the increasing of  $Ma_t$ , which cannot be neglected for constructing supersonic turbulence model. The current work shows that HGKS provides a valid tool for the numerical and physical studies of isotropic compressible turbulence in supersonic regime, which is much less reported in the current turbulent flow study.

*Keywords:* High-order gas-kinetic scheme, direct numerical simulation, compressible isotropic turbulence, supersonic regime.

## 1. Introduction

Compressible turbulence has received great interest for pervading many important engineering applications and natural phenomena, such as hypersonic spacecraft reentry, nuclear fusion power reactors and interstellar turbulence [1]. Isotropic compressible turbulence is regarded as one of cornerstones to elucidate the effects of compressibility for compressible turbulence [2]. Based on the numerical experiments and theoretical analyses, isotropic compressible turbulence is divided into four main dynamical regimes [3], i.e. the low-Mach number quasi-isentropic regime, the low-Mach number thermal regime, the nonlinear subsonic regime, and the supersonic regime. For isotropic incompressible turbulence in periodic box, the pseudo-spectral method (PSM) [4, 5] and Lattice-Boltzman method (LBM) [6, 7] have been well established and applied for incompressible turbulence. However, both of them are not suitable for compressible turbulence. High-order compact finite difference method (FDM) [8] has been widely utilized in the simulation of isotropic compressible turbulence with moderate turbulent Mach number, ranging from the low-Mach number quasi-isentropic regime to the nonlinear subsonic regime ( $Ma_t \leq 0.8$ ) [9, 10, 11]. However, when simulating the turbulent in supersonic regime ( $Ma_t \geq 0.8$ ), it fails to capture strong shocklets and suffers from numerical instability. To study isotropic compressible turbulence with high turbulent Mach number, the piecewise parabolic method (PPM) [12, 13] has been applied previously, but the small-scale turbulent structures cannot be resolved due to excessive numerical dissipation. In this decade, aiming at capturing shocklets robustly and resolving smooth region accurately, hybrid scheme combining the compact finite difference scheme and WENO-type scheme has been developed [14, 15]. To the authors' knowledge, due to the instability when capturing strong shocklets, the biggest turbulent Mach number of such hybrid scheme has been limited in the critical threshold of supersonic regime, i.e.  $Ma_t \approx 1.0$ . For isotropic compressible turbulence in supersonic regime, the stronger random shocklets and higher spatial-temporal gradients pose greater difficulties for numerical analyses than other regimes. Currently, the supersonic regime is much less known and reported, and only a very few systematic numerical experiments are available [16, 17, 18, 19, 20].

In the past decades, the gas-kinetic scheme (GKS) based on the Bhatnagar-Gross-Krook (BGK) model [21, 22] has been developed systematically for the computations from low speed flow to supersonic one [23, 24, 25]. Different from the numerical methods based on the macroscopic governing equations, the gas-kinetic scheme presents a gas evolution process from kinetic scale to hydrodynamic scale, where both inviscid and viscous fluxes are recovered from the moments of a single time-dependent gas distribution function [24, 25]. In discontinuous shock region, the kinetic scale physics takes effect to construct a crisp and stable shock transition. In smooth flow region, the hydrodynamic scale physics corresponding to the multi-dimensional central difference discretization will contribute mainly in the kinetic flux function, and accurate Navier-Stokes solution can be obtained once the

---

\*Corresponding author

*Email addresses:* gcaaaa@connect.ust.hk (Guiyu Cao), panliang@bnu.edu.cn (Liang Pan), makxu@ust.hk (Kun Xu)

flow structure is well resolved. Both normal and tangential gradients of flow variables are included in the flux function across a cell interface [26, 27]. With the discretization of particle velocity space, a unified gas-kinetic scheme (UGKS) has been developed for the flow in the entire Knudsen number regimes from rarefied to continuum ones [28, 29]. With the two-stage temporal discretization for the Lax-Wendroff type flow solvers [30, 31], a reliable framework was provided for developing the GKS into fourth-order and even higher-order accuracy with the implementation of the traditional second-order or third-order flux functions [32, 33]. More importantly, this scheme is as robust as the second-order scheme and works perfectly from the subsonic to the hypersonic viscous heat conducting flows [34]. In comparison with Riemann solver based CFD methods, the robustness is solely due to the dynamical evolution model of the time dependent flux function. For the higher-order schemes, it seems that a reliable physical evolution model becomes more important due to the absence of large numerical dissipation in the second-order schemes, and the delicate flow structures captured in higher-order schemes depend on the quality of the solvers greatly [33]. In recent years, GKS has been applied in turbulence simulation successfully. For high-Reynolds number turbulent flows, the second-order and third-order GKS coupled with traditional eddy-viscosity turbulence models [35, 36, 37, 38] have been developed and implemented in turbulent flow simulations, where a newly turbulent collision time  $\tau_t$  was defined to model the turbulent behavior on unresolved grids. As for low-Reynolds number turbulent flows, the GKS based on modified WENO reconstruction [39, 40] have been implemented in direct numerical simulation (DNS) of decaying isotropic compressible turbulence. Numerical results confirm the great advantage of GKS in high-speed flow simulation. Recently, with the two-stage temporal discretization and WENO reconstruction [41, 42, 43], the high-order GKS (HGKS) is constructed for simulating three-dimensional flows [44]. Numerical results show the capability to simulate the complicated flows, such as the isotropic compressible turbulence.

In this paper, we concentrate on the DNS of compressible isotropic turbulence with high turbulent Mach number, and the two-stage fourth-order gas-kinetic scheme [31] is adopted to simulate the compressible isotropic turbulence up to supersonic regime. In the previous studies, the high resolution can be obtained only in space. However, high-order accuracy in time is also necessarily required for DNS to fully resolve the smallest eddies in turbulent flows, i.e. the eddies in Kolmogorov length scale and time scale. As a first attempt, the validation of fourth-order GKS for compressible isotropic turbulence is undertaken to obtain the criterion to guide the subsequent studies. The current study indicates that the minimum spatial resolution parameter  $\kappa_{max}\eta_0 \geq 2.71$  and the maximum temporal resolution parameter  $\Delta t_{ini}/\tau_{t_0} \leq 5.58/1000$  are adequate for the HGKS to resolve the isotropic compressible turbulence. With the increasing of initial turbulent Mach number, the range of the probability density function (PDF) over local turbulence Mach number becomes wide at the same fixed normalized time. In addition, stronger random shocklets and higher expansion regions are observed with the higher initial turbulent Mach number, which exert great difficulties for high-order schemes. Statistical quantities are presented for these cases, which are used as the benchmark for supersonic isotropic turbulence. The solenoidal dissipation rate is higher with the higher  $Ma_t$  and  $Re_\lambda$ . At the same time, it is

observed that the dilational dissipation rate increases with the increasing of  $Ma_t$ , and seems slightly dependent on  $Re_\lambda$ . This analysis lays foundation for constructing compressible large eddy simulation (LES) in supersonic regime. This study confirms that HGKS provides a valid tool for the studies of complex compressible turbulent flows.

This paper is organized as follows. In Section 2, a brief review on the fourth-order GKS will be presented. Section 3 presents the detailed flow conditions and statistical turbulence quantities for isotropic compressible turbulence. Numerical validation and discussions will be presented in Section 4. Conclusions are shown in the final section.

## 2. Two-stage fourth-order gas-kinetic scheme

The three-dimensional BGK equation [21, 22] can be written as

$$f_t + uf_x + vf_y + wf_z = \frac{g - f}{\tau}, \quad (1)$$

where  $(u, v, w)$  is the particle velocity,  $f$  is the gas distribution function,  $g$  is the three-dimensional Maxwellian distribution, and  $\tau$  is the collision time. The collision term satisfies the compatibility condition

$$\int \frac{g - f}{\tau} \psi d\Xi = 0, \quad (2)$$

where  $\psi = (\psi_1, \dots, \psi_5)^T = (1, u, v, w, \frac{1}{2}(u^2 + v^2 + w^2 + \xi^2))^T$ , the internal variables  $\xi^2$  equals to  $\xi^2 = \xi_1^2 + \dots + \xi_K^2$ ,  $d\Xi = dudvddwd\xi^1 \dots d\xi^K$ ,  $K$  is the degrees of freedom, and the specific heat ratio  $\gamma = (K + 5)/(K + 3)$  for three-dimensional flows. Based on the Chapman-Enskog expansion, the Euler and Navier-Stokes equations can be derived [25, 24].

Taking conservative moments of Eq.(1) and integrating over the control volume  $V_{ijk} = \bar{x}_i \times \bar{y}_j \times \bar{z}_k$  with  $\bar{x}_i = [x_i - \Delta x/2, x_i + \Delta x/2]$ ,  $\bar{y}_j = [y_j - \Delta y/2, y_j + \Delta y/2]$ ,  $\bar{z}_k = [z_k - \Delta z/2, z_k + \Delta z/2]$ , the semi-discretized finite volume scheme can be written as

$$\begin{aligned} \frac{dQ_{ijk}}{dt} = \mathcal{L}(Q_{ijk}) = & \frac{1}{\Delta x \Delta y \Delta z} \left[ \int_{\bar{y}_j \times \bar{z}_k} (F_{i-1/2,j,k} - F_{i+1/2,j,k}) dy dz \right. \\ & + \int_{\bar{x}_i \times \bar{z}_k} (G_{i,j-1/2,k} - G_{i,j+1/2,k}) dx dz \\ & \left. + \int_{\bar{x}_i \times \bar{y}_j} (H_{i,j,k-1/2} - H_{i,j,k+1/2}) dx dy \right], \quad (3) \end{aligned}$$

where  $Q = (\rho, \rho U, \rho V, \rho W, \rho E)^T$  are the conservative flow variables,  $Q_{ijk}$  is the cell averaged value over the control volume  $V_{ijk}$ . For the direct numerical simulation of the compressible isotropic turbulence, the semi-discretized finite volume scheme Eq.(3) needs to be fully discretized with high-order accuracy. Recently, a two-stage fourth-order time-accurate discretization has been developed for Lax-Wendroff type flow solvers [30, 31], which provides a reliable framework to develop high-order scheme for three-dimensional flows with compli-

cated flow structure. Consider the following time-dependent equation

$$\frac{dQ}{dt} = \mathcal{L}(Q),$$

with initial condition

$$Q(t = t_n) = Q^n,$$

where  $\mathcal{L}$  is an operator for spatial derivative of flux given by Eq.(3), and the subscript of  $Q_{ijk}$  is omitted for simplicity. The state  $Q^{n+1}$  is updated with the following formula

$$\begin{aligned} Q^* &= Q^n + \frac{1}{2}\Delta t \mathcal{L}(Q^n) + \frac{1}{8}\Delta t^2 \frac{\partial}{\partial t} \mathcal{L}(Q^n), \\ Q^{n+1} &= Q^n + \Delta t \mathcal{L}(Q^n) + \frac{1}{6}\Delta t^2 \left( \frac{\partial}{\partial t} \mathcal{L}(Q^n) + 2 \frac{\partial}{\partial t} \mathcal{L}(Q^*) \right). \end{aligned} \quad (4)$$

It can be proved that for hyperbolic equations the above time stepping method Eq.(4) provides a fourth-order time accurate solution for  $Q(t)$  at  $t = t_n + \Delta t$  [30, 31].

To achieve the high-order spatial accuracy, the Gaussian quadrature for the numerical flux is used at the cell interface. For example, the numerical flux in  $x$ -direction is given as

$$\int_{\bar{y}_j \times \bar{z}_k} F_{i+1/2,j,k} dydz = \Delta y \Delta z \sum_{m,n=1}^2 \omega_{mn} F(\mathbf{x}_{i+1/2,j_m,k_n}, t), \quad (5)$$

where  $\omega_{mn}$  is the quadrature weight,  $\mathbf{x}_{i+1/2,m,n} = (x_{i+1/2}, y_{j_m}, z_{k_n})$ ,  $(y_{j_m}, z_{k_n})$  is the Gauss quadrature point of the cell interface  $\bar{y}_j \times \bar{z}_k$ , and the numerical flux  $F(\mathbf{x}_{i+1/2,j_m,k_n}, t)$  is provided by taking moments of the gas distribution function

$$F(\mathbf{x}_{i+1/2,j_m,k_n}, t) = \int \psi u f(\mathbf{x}_{i+1/2,j_m,k_n}, t, \mathbf{u}, \xi) du dv dw d\xi. \quad (6)$$

For the three-dimensional flows, the gas distribution function at the Gauss quadrature point is given by the second-order gas-kinetic solver as follows

$$\begin{aligned} f(\mathbf{x}_{i+1/2,j_m,k_n}, t, \mathbf{u}, \xi) &= (1 - e^{-t/\tau})g_0 + ((t + \tau)e^{-t/\tau} - \tau)(\bar{a}_1 u + \bar{a}_2 v + \bar{a}_3 w)g_0 \\ &\quad + (t - \tau + \tau e^{-t/\tau})\bar{A}g_0 \\ &\quad + e^{-t/\tau}g_r[1 - (\tau + t)(a_{1r}u + a_{2r}v + a_{3r}w) - \tau A_r]H(u) \\ &\quad + e^{-t/\tau}g_l[1 - (\tau + t)(a_{1l}u + a_{2l}v + a_{3l}w) - \tau A_l](1 - H(u)). \end{aligned}$$

In order to implement the two-stage method, Eq.(6) is approximated by a linear function

$$F(\mathbf{x}_{i+1/2,j_m,k_n}, t) \approx \underbrace{F_{i+1/2,j,k}(Q^n, t_n)}_{\mathcal{L}} + \underbrace{\partial_t F_{i+1/2,j,k}(Q^n, t_n)}_{\mathcal{L}_t} t.$$

More details for the implementation of gas-kinetic scheme can be found in [31, 32].

To achieve the high-order spatial accuracy, the fifth-order WENO reconstruction [41, 42, 43] is adopted at the Gaussian quadrature points. The one-dimensional WENO scheme is given as follows

$$Q_i^r = \sum_{k=0}^2 \omega_k Q_i^{kr}, \quad Q_i^l = \sum_{k=0}^2 \tilde{\omega}_k Q_i^{kl},$$

where  $Q_i^{kr}$  and  $Q_i^{kl}$  are obtained by the third-order interpolation, and  $\omega_k$  is the nonlinear weight. The nonlinear weights of WENO-JS [42] and WENO-Z [43] scheme are given as follows

$$\omega_k^{JS} = \frac{\alpha_k^{JS}}{\sum_{m=0}^2 \alpha_m^{JS}}, \quad \alpha_k^{JS} = \frac{d_k}{\beta_k + \varepsilon},$$

$$\omega_k^Z = \frac{\alpha_k^Z}{\sum_{m=0}^2 \alpha_m^Z}, \quad \alpha_k^Z = d_k \left[ 1 + \left( \frac{\tau}{\beta_k + \varepsilon} \right) \right],$$

where  $d_k$  is the linear weights and  $\beta_k$  is the smooth indicator for each candidate stencil.

In the high-order gas-kinetic scheme, the conservative variables  $Q_0$  can be determined according to the compatibility condition Eq.(2)

$$\int \psi g_0 d\Xi = Q_0 = \int_{u>0} \psi g_l d\Xi + \int_{u<0} \psi g_r d\Xi.$$

where  $g_l$  and  $g_r$  are the equilibrium states corresponding to the conservative variables  $Q_i^r$  and  $Q_{i+1}^l$  at the cell interface. With the reconstructed variables, the normal spatial derivatives for the conservative variables at left side, right side and across the cell interface can be given as follows

$$\partial_x Q_l = (Q_i^r - Q_i^l) / \Delta x, \quad \partial_x Q_r = (Q_{i+1}^r - Q_{i+1}^l) / \Delta x,$$

$$\partial_x Q_0 = \left[ -\frac{1}{12}(Q_{i+2} - Q_{i-1}) + \frac{5}{4}(Q_{i+1} - Q_i) \right] / \Delta x.$$

With the reconstructed conservative variables and normal derivatives in normal direction, the point value  $Q_l, Q_r$  and  $Q_0$  and first-order derivatives at the Gauss quadrature points  $\mathbf{x}_{i+1/2,m,n} = (x_{i+1/2}, y_{j_m}, z_{k_n})$  can be constructed. The detailed procedure is given as follows

1. According to one dimensional reconstruction, the cell averaged reconstructed values and cell averaged spatial derivatives

$$(Q_l)_{j-\ell_1, k-\ell_2}, (Q_r)_{j-\ell_1, k-\ell_2}, (Q_0)_{j-\ell_1, k-\ell_2},$$

$$(\partial_x Q_l)_{j-\ell_1, k-\ell_2}, (\partial_x Q_r)_{j-\ell_1, k-\ell_2}, (\partial_x Q_0)_{j-\ell_1, k-\ell_2},$$

can be constructed, where  $\ell_1, \ell_2 = -2, \dots, 2$ .

2. With the one-dimensional WENO reconstruction in the horizontal direction, the averaged value and the averaged spatial derivatives

$$\begin{aligned} & (Q_l)_{j_m, k-\ell_2}, (Q_r)_{j_m, k-\ell_2}, (Q_0)_{j_m, k-\ell_2}, \\ & (\partial_x Q_l)_{j_m, k-\ell_2}, (\partial_x Q_r)_{j_m, k-\ell_2}, (\partial_x Q_0)_{j_m, k-\ell_2}, \\ & (\partial_y Q_l)_{j_m, k-\ell_2}, (\partial_y Q_r)_{j_m, k-\ell_2}, (\partial_y Q_0)_{j_m, k-\ell_2} \end{aligned}$$

over the interval  $[z_{k-\ell_2} - \Delta z/2, z_{k-\ell_2} + \Delta z/2]$  with  $y = y_{j_m}$  can be given.

3. With one-dimensional WENO reconstruction in the vertical direction, the point value and spatial derivatives

$$\begin{aligned} & (Q_l)_{j_m, k_n}, (Q_r)_{j_m, k_n}, (Q_0)_{j_m, k_n}, \\ & (\partial_x Q_l)_{j_m, k_n}, (\partial_x Q_r)_{j_m, k_n}, (\partial_x Q_0)_{j_m, k_n}, \\ & (\partial_y Q_l)_{j_m, k_n}, (\partial_y Q_r)_{j_m, k_n}, (\partial_y Q_0)_{j_m, k_n}, \\ & (\partial_z Q_l)_{j_m, k_n}, (\partial_z Q_r)_{j_m, k_n}, (\partial_z Q_0)_{j_m, k_n}, \end{aligned}$$

can be fully determined at the Gaussian quadrature points  $\mathbf{x}_{i+1/2, m, n} = (x_{i+1/2}, y_{j_m}, z_{k_n})$ .

**Remark:** For the tangential reconstruction of  $Q_0$ , the fourth-order polynomials are constructed at the horizontal and vertical direction. The variables and spatial derivatives can be constructed at the Gaussian quadrature points.

For the tangential reconstruction of  $Q_{l,r}$ , the variables at the ends of cell interface can be obtained from the fifth-order WENO method at the horizontal and vertical direction. With reconstructed variables and the cell averaged variables, the quadratic polynomials can be constructed. The variables and spatial derivatives can be constructed at the Gaussian quadrature points as well.

In the part of code validation, the smooth flow fields without strong shocklets at  $Ma_t = 0.1, 0.3$  and  $0.5$  are calculated first. The simplified smooth second-order gas-kinetic flux [44] and WENO scheme with linear weights (WENO-L) are used in the validation. To improve the robustness without losing too much accuracy, for the isotropic turbulence from subsonic to supersonic regime, i.e.  $Ma \geq 0.5$ , the variable  $Q_0$  takes the identical tangential reconstruction of  $Q_{l,r}$  in WENO-JS [42] and WENO-Z [43] scheme.

More details of three-dimensional high-order gas-kinetic scheme can be found in [44].

### 3. Decaying isotropic compressible turbulence

The isotropic compressible turbulence is regarded as one of fundamental benchmarks to study the compressible effect. Both forced isotropic compressible turbulence with solenoidal and dilational external force [11, 45, 46] and decaying isotropic compressible turbulence [5, 9, 10] are studied in the literature. In this paper, we concentrate on the decaying isotropic compressible turbulence without external force. The flow domain of numerical simulation is a cube box defined as  $[-\pi, \pi] \times [-\pi, \pi] \times [-\pi, \pi]$ , with periodic boundary conditions in

all three Cartesian directions for all the flow variables. Evolution of this artificial system is determined by initial thermodynamic quantities and two dimensionless parameters, i.e. the initial Taylor microscale Reynolds number

$$Re_\lambda = \frac{\langle \rho \rangle u_{rms} \lambda}{\langle \mu \rangle},$$

and turbulent Mach number

$$Ma_t = \frac{\sqrt{3} u_{rms}}{\langle c_s \rangle},$$

where  $\langle \cdot \rangle$  is the ensemble over the whole computational domain,  $\rho$  is the density,  $\mu$  is the initial dynamic viscosity,  $c_s$  is the sound speed and  $u_{rms}$  is the root mean square of initial turbulent velocity field

$$u_{rms} = \left\langle \frac{\mathbf{u} \cdot \mathbf{u}}{3} \right\rangle^{1/2}.$$

A three-dimensional solenoidal random initial velocity field  $\mathbf{u}$  can be generated by a specified spectrum, which is given by [47]

$$E(\kappa) = A_0 \kappa^4 \exp(-2\kappa^2/\kappa_0^2), \quad (7)$$

where  $A_0$  is a constant to get a specified initial kinetic energy,  $\kappa$  is the wave number,  $\kappa_0$  is the wave number at which the spectrum peaks. In this paper, fixed  $A_0$  and  $\kappa_0$  in Eq.(7) are chosen for all cases, which are initialized by  $A_0 = 0.00013$  and  $\kappa_0 = 8$ . Initial strategies play an important role in isotropic compressible turbulence simulation [9], especially for the starting fast transient period during which the divergence of the velocity increases rapidly and the negative temperature or pressure often appear. In the computation, the initial pressure  $p_0$ , density  $\rho_0$  and temperature  $T_0$  are set as constant. In this way, the initial Taylor microscale Reynolds number  $Re_\lambda$  and turbulent Mach number  $Ma_t$  can be determined by

$$Re_\lambda = \frac{(2\pi)^{1/4} \rho_0}{4 \mu_0} \sqrt{2A_0 \kappa_0^3},$$

$$Ma_t = \frac{\sqrt{3}}{\sqrt{\gamma R T_0}} u_{rms},$$

where the initial density  $\rho_0 = 1$ ,  $\mu_0, T_0$  can be determined by  $Re_\lambda$  and  $Ma_t$  and  $\gamma = 1.4$  is the specific heat ratio. In the simulation, the dynamic viscosity is given by

$$\mu = \mu_0 \left( \frac{T}{T_0} \right)^{0.76}. \quad (8)$$



With current initial strategy, the initial ensemble turbulent kinetic energy  $K_0$ , ensemble enstrophy  $\Omega_0$ , ensemble dissipation rate  $\varepsilon_0$ , large-eddy-turnover time  $\tau_{t_0}$ , Kolmogorov length scale  $\eta_0$ , and the Kolmogorov time scale  $\tau_0$  are given as

$$\begin{aligned} K_0 &= \frac{3A_0}{64} \sqrt{2\pi} \kappa_0^5, \quad \Omega_0 = \frac{15A_0}{256} \sqrt{2\pi} \kappa_0^7, \quad \tau_{t_0} = \sqrt{\frac{32}{A_0}} (2\pi)^{1/4} \kappa_0^{-7/2}, \\ \varepsilon_0 &= 2 \frac{\mu_0}{\rho_0} \Omega_0, \quad \eta_0 = (\nu_0^3 / \varepsilon_0)^{1/4}, \quad \tau_0 = (\nu_0 / \varepsilon_0)^{1/2}. \end{aligned} \quad (9)$$

For decaying compressible isotropic turbulence, the local turbulent Mach number  $M_{loc}$ , root-mean-square density fluctuations  $\rho_{rms}$ , and turbulent kinetic energy  $K$  are defined as

$$\begin{aligned} M_{loc} &= \frac{\mathbf{u} \cdot \mathbf{u}}{c_{loc}}, \\ \rho_{rms} &= \sqrt{\langle \rho - \langle \rho \rangle \rangle}, \\ K &= \frac{1}{2} \langle \rho \mathbf{u} \cdot \mathbf{u} \rangle, \end{aligned} \quad (10)$$

where  $c_{loc}$  is the local sound speed. Starting from the initial flows, the large eddies transfer their turbulent kinetic energy successively to smaller eddies. In this process, the evolution of turbulent kinetic energy is of interest since it is a fundamental benchmark for incompressible and compressible turbulence modeling [48, 49, 50]. In this study, the ensemble budget of turbulent kinetic energy is computed and analyzed briefly, as the decay of the ensemble turbulent kinetic energy can be described approximately by [51]

$$\begin{aligned} \frac{d \langle K \rangle}{dt} &= \varepsilon + \langle p\theta \rangle, \\ \varepsilon &= \varepsilon_s + \varepsilon_d, \end{aligned} \quad (11)$$

where  $\varepsilon_s = \langle \mu \omega_i \omega_i \rangle$  is the ensemble solenoidal dissipation rate,  $\varepsilon_d = \left\langle \frac{4}{3} \mu \theta^2 \right\rangle$  is the ensemble dilational dissipation rate,  $\langle p\theta \rangle$  is the ensemble pressure-dilation transfer,  $\omega_i = \epsilon_{ijk} \frac{\partial u_k}{\partial x_j}$  is the fluctuating vorticity,  $\epsilon_{ijk}$  is the alternating tensor and  $\theta = \nabla \cdot \mathbf{u}$  is the fluctuating divergence of velocity.

#### 4. Numerical simulation and discussions

In this section, numerical simulation and discussions for isotropic compressible turbulence will be presented. In all simulations, the collision time  $\tau$  takes

$$\tau = \frac{\mu}{p} + C \frac{|p_L - p_R|}{|p_L + p_R|} \Delta t,$$

where  $\mu$  is the viscous coefficient obtained from Eq.(8),  $p_L$  and  $p_R$  denote the pressures on the left and right hand sides at the cell interface. The collision time reduces to  $\tau = \mu/p$  in the smooth flow region. The constant  $C$  takes 1.5 in the computation, and  $\Delta t$  is the time step determined according to the CFL condition.

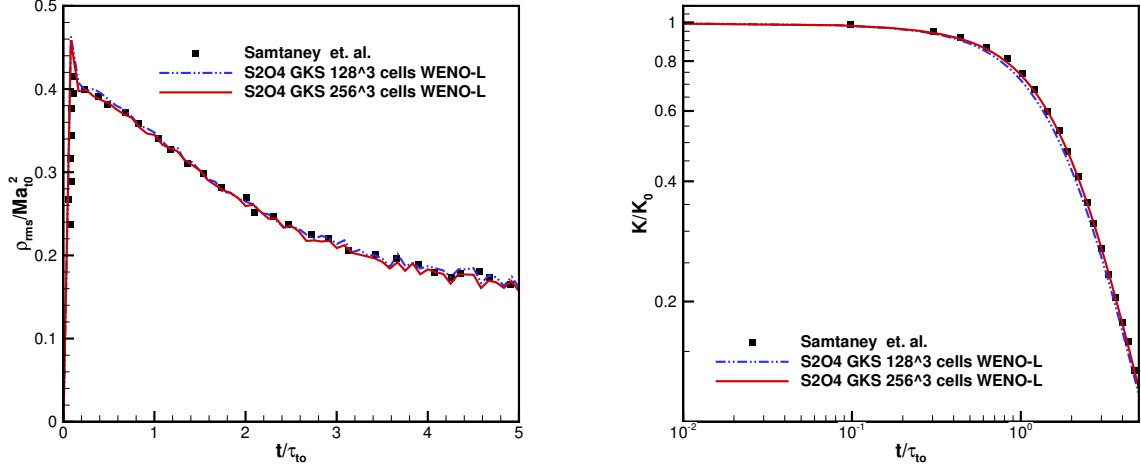


Figure 1: Time history of  $\rho_{rms}/Ma_t^2$  and  $K/K_0$  for the near incompressible isotropic turbulence with  $Re_\lambda = 72$  and  $Ma_t = 0.1$ .

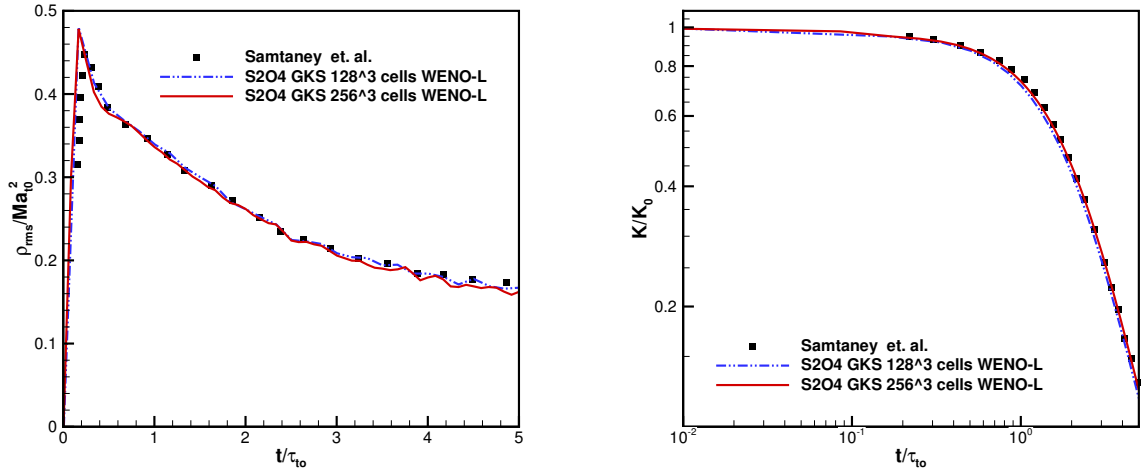


Figure 2: Time history of  $\rho_{rms}/Ma_t^2$  and  $K/K_0$  for the isotropic compressible turbulence in nonlinear subsonic regime with  $Re_\lambda = 72$  and  $Ma_t = 0.3$ .

#### 4.1. Code validation

To validate performance of HGKS, the near incompressible isotropic turbulence with  $Ma_t = 0.1$  and the compressible isotropic turbulence in nonlinear subsonic regime with

$Ma_t = 0.3$  are tested firstly. In these two cases with low turbulent Mach number, the flow fields are smooth without strong shocklets. To improve the resolution of simulation, the WENO scheme with linear weights denoted as WENO-L is adopted. The uniform grids with  $128^3$  and  $256^3$  cells are used. The time history of normalized root-mean-square density fluctuation  $\rho_{rms}/Ma_t^2$  and normalized turbulent kinetic energy  $K/K_0$  with respect to  $t/\tau_{t_0}$  are given in Fig.1 and Fig.2. For these isotropic turbulent flows with low turbulent Mach number, the WENO-L can well resolve the flow structures. Numerical results of current scheme agree well with the reference data in [9]. Because of the lower dissipation of WENO-L scheme, the convergent solutions can be provided by a uniform  $128^3$  grid points.

However, with the increase of turbulent Mach number, the eddy-shocklets appear in the flow fields and the WENO-L scheme blows up at  $Ma_t > 0.5$ . Hence, the WENO scheme with nonlinear weights have to be used to capture the discontinuities when simulating high turbulent Mach number flows. Before we study the compressible isotropic turbulence in supersonic regime, it is legitimate to study the behavior of high-order GKS with different WENO schemes. The decaying isotropic compressible turbulence with  $Re_\lambda = 72$  and  $Ma_t = 0.5$  is used to test the performance of three widely used WENO schemes, i.e. WENO-L, WENO-JS and WENO-Z schemes. The uniform grids with  $128^3$  and  $256^3$  cells are used as well. The time history of normalized root-mean-square density fluctuation  $\rho_{rms}/Ma_t^2$  and normalized turbulent kinetic energy  $K/K_0$  with respect to  $t/\tau_{t_0}$  for three WENO schemes are given in Fig.3. The convergent solutions can be provided by the WENO-L scheme with  $128^3$  uniform grids, while WENO-JS scheme and WENO-Z scheme are more dissipative than WENO-L scheme. More specifically, the WENO-JS is more dissipative than WENO-Z scheme. According to the numerical tests, the WENO-Z is almost as robust as WENO-JS for the isotropic compressible turbulence. Considering the robustness and dissipative behavior, the WENO-Z scheme will be used in the following simulations.

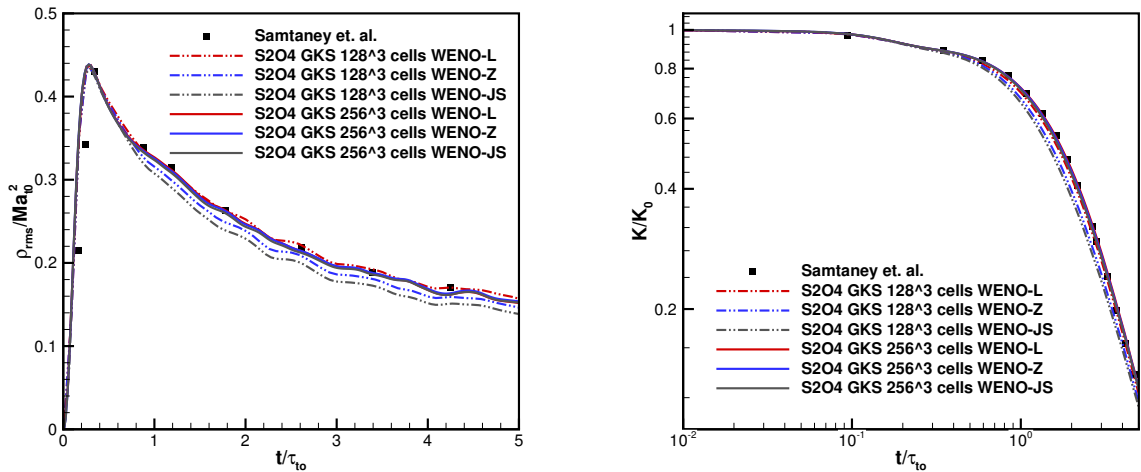


Figure 3: Time history of  $\rho_{rms}/Ma_t^2$  and  $K/K_0$  for the isotropic compressible turbulence with  $Re_\lambda = 72$  and  $Ma_t = 0.5$  for WENO-L, WENO-JS and WENO-Z schemes.

CFL number	$dt_{ini}/\tau_0$	$dt_{end}/\tau_0$	$dt_{ini}/\tau_{t_0}$	$dt_{end}/\tau_{t_0}$
0.2	9.02/1000	14.00/1000	1.86/1000	2.89/1000
0.4	18.05/1000	28.03/1000	3.72/1000	5.78/1000
0.6	27.08/1000	42.06/1000	5.58/1000	8.66/1000

Table 1: Different CFL number for time convergence study.

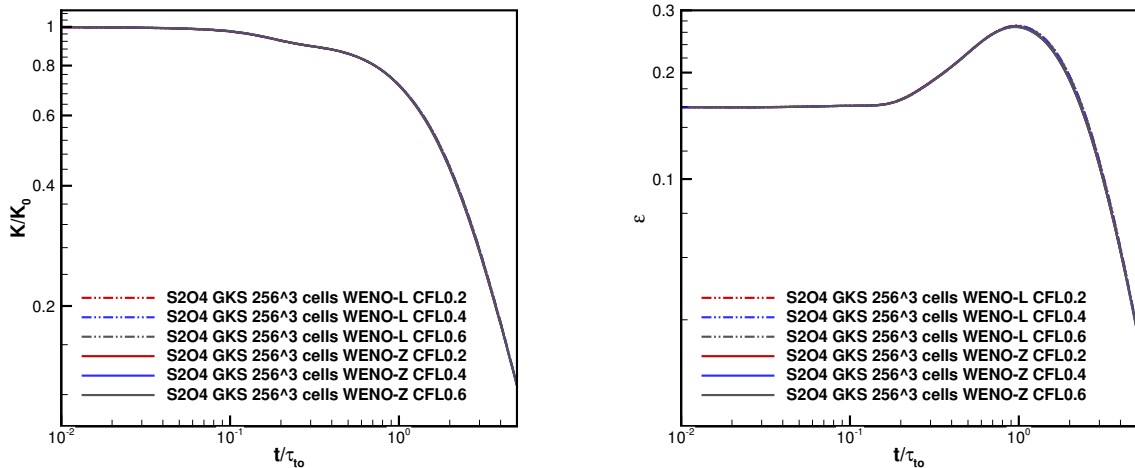


Figure 4: Time convergence study: Time history of  $K/K_0$  and  $\varepsilon$  for the isotropic compressible turbulence with  $Re_\lambda = 72$  and  $Ma_t = 0.5$  with CFL number 0.2, 0.4 and 0.6.

The time convergence is studied as well and the same isotropic compressible turbulence at  $Re_\lambda = 72$  and  $Ma_t = 0.5$  is used. In order to resolve and capture the desired physics in the high turbulent Mach number regime, several strategies for the choice of time step are provided in previous studies. Time step is set as  $\tau_{t_0}/1000$  [15] in hybrid scheme, which is very expensive when implementing DNS on isotropic compressible turbulence even with moderate Taylor microscale Reynolds number. In the DNS using high-resolution modified-WENO GKS [40], the maximum CFL number can get up to 0.8. Thus, it is legitimate to study the criterion for time step of current fourth-order GKS. Time convergence study with different CFL number are presented in Table 1, where  $dt_{ini}$  and  $dt_{end}$  represent the time step for the initial step and ending step, respectively. In this simulation, the ending step is defined at the moment of  $t/\tau_{t_0} = 5$ . The time history of normalized  $K/K_0$  and the ensemble total dissipation rate  $\varepsilon$  with CFL number  $CFL = 0.2, 0.4$  and  $0.6$  on uniform grids with  $256^3$  cells are shown in Fig 4. In current paper, the velocity gradients for Eq.(11) are computed by first-order upwind scheme. As the consistent results are obtained using different CFL number with WENO-L and WENO-Z schemes, time convergent solution can be obtained with CFL number  $CFL = 0.6$ , which is in agreement with modified-WENO GKS [40]. For this case, the initial Kolmogorov time scale  $\tau_0$  and the initial large-eddy turnover time  $\tau_{t_0}$  can be determined by Eq.(9). According to Table.1, the time step can be

set as large as  $t_{ini}/\tau_{t_0} = 5.58/1000$ . Meanwhile, the time step can well resolve the smallest timescale  $t_{ini}/\tau_0 = 27.08/1000$ .

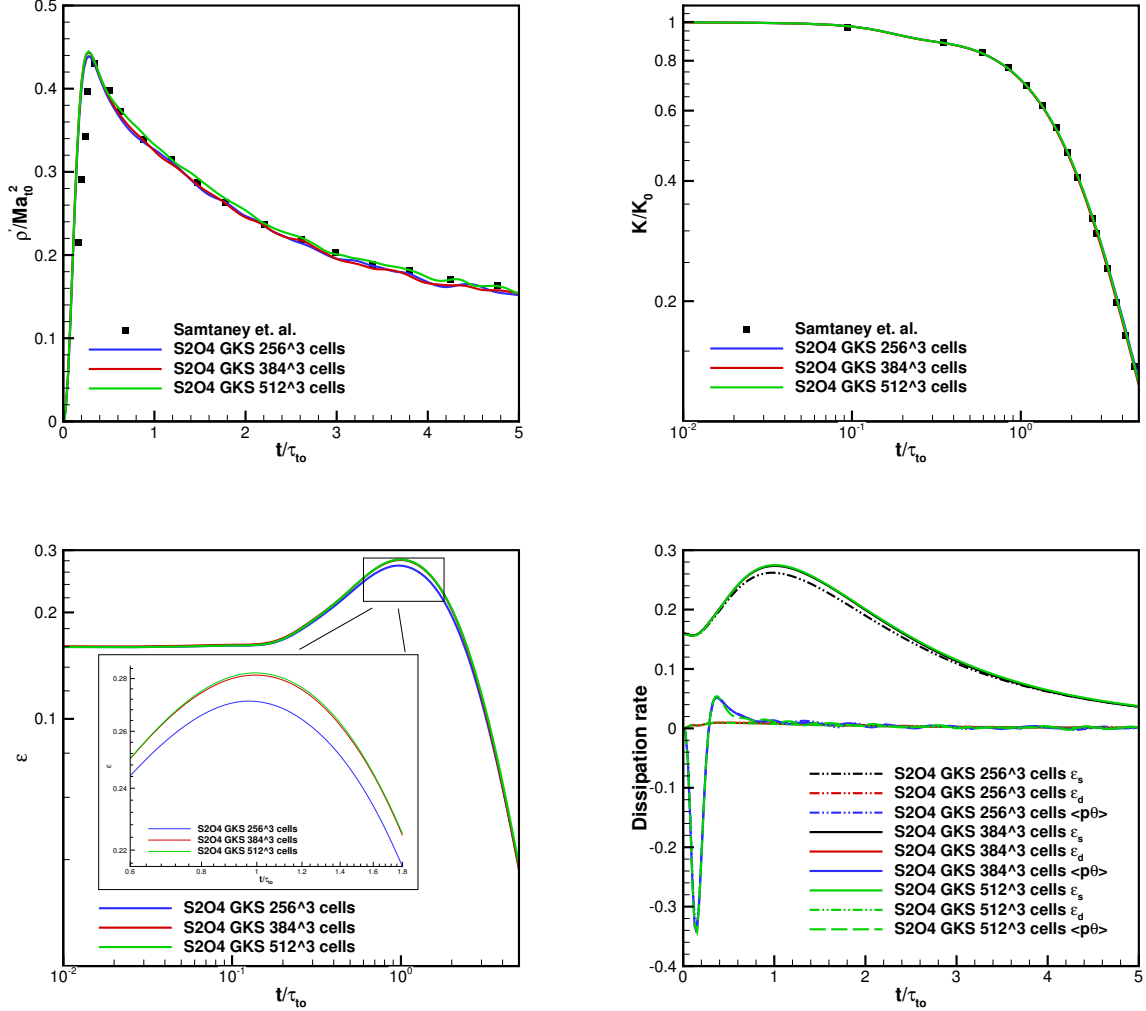


Figure 5: Grid convergence study: Time history of  $\rho_{rms}/Ma_t^2$ ,  $K/K_0$ ,  $\epsilon$ ,  $\epsilon_d$ ,  $\epsilon_s$  and  $\langle p\theta \rangle$  for isotropic compressible turbulent with  $Re_\lambda = 72$  and  $Ma_t = 0.5$  on uniform grids with  $256^3$ ,  $384^3$  and  $512^3$  cells.

Grid size	$\Delta/\lambda_0$	$\Delta/\eta_0$	$\kappa_{max}\eta_0$
$256^3$	8.162	1.639	1.806
$384^3$	5.441	1.093	2.710
$512^3$	4.081	0.819	3.613

Table 2: Grid size and characteristic length scales for grid convergence study.

Grid convergence study is also required [15, 52] to conclude the criterion for space res-

olution when using the fourth-order GKS as a DNS tool. Three different uniform grids with  $256^3$ ,  $384^3$  and  $512^3$  cells and characteristic length scales are demonstrated in Table 2, where  $\lambda_0$  is the initial mean free path approximated by  $\mu_0 = 1/3\rho_0c_0\lambda_0$  [25],  $\Delta$  is the uniform grid size in each direction,  $\eta_0$  is the initial Kolmogorov length scale as in Eq.(9),  $\kappa_{max} = \sqrt{2}\kappa_0N/3$  is the maximum resolved number wave number [53],  $\kappa_0 = 8$  as Eq.(7) and  $N$  is the number of grid points in each Cartesian direction. According to Table 2, the Kolmogorov length scale is almost 5 times larger than the mean free path, and each grid always contains several mean free path even for the finest grids with  $512^3$  cells. This provides the intuitive evidence for controversial issue that smallest eddies in turbulence may still within the framework of continuum mechanics assumption. The behavior of normalized  $\rho_{rms}/Ma_t^2$ ,  $K/K_0$  and turbulent kinetic energy budget defined in Eq.(11) are presented in Fig 5. The key statistical quantities on uniform grids with  $384^3$  cells coincide with those on uniform grids with  $512^3$  cells. It can be concluded that the minimum spatial resolution parameter  $\kappa_{max}\eta_0 \geq 2.71$  is adequate for resolving the isotropic compressible turbulence of HGKS. This criterion is similar to that in the hybrid scheme [15], which has been applied in isotropic compressible turbulence successfully. According to the simulations above, the criterion of spatial and temporal resolution for fourth-order GKS based on WENO-Z reconstruction is obtained, which will be adopted for the simulation of high turbulent Mach number isotropic compressible turbulence up to supersonic regime.

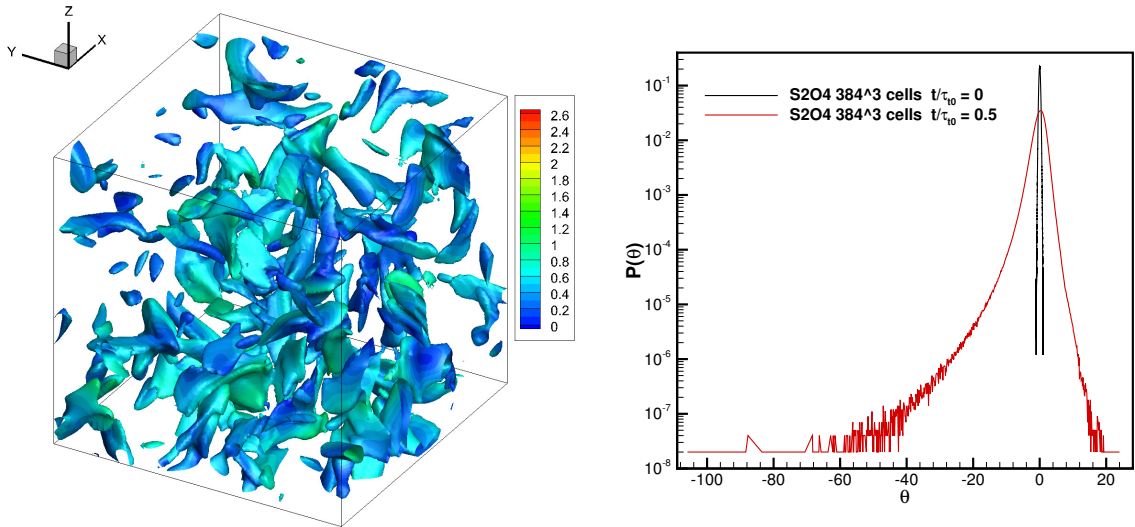


Figure 6: Iso-surface of the second invariant of velocity gradient tensor  $Q = 25$  and PDF of dilation  $\theta$  with  $Re_\lambda = 72$  and  $Ma_t = 0.5$  on uniform grids with  $384^3$  cells at  $t/\tau_{t_0} = 0.5$ .

Iso-surface of the second invariant of velocity gradient tensor  $Q = 25$  and PDF of dilation  $\theta$  for uniform grids with  $384^3$  cells at  $t/\tau_{t_0} = 0.5$  are shown in Fig 6. Iso-surface is colored by local turbulent Mach number in a  $128^3$  sub-domain covering  $(105\eta_0)^3$  (1/27 of the whole domain), where the sub-domain is located at the center of the full domain. The local turbulent Mach number concentrates on the near region of  $Ma_t = 0.4$ , which is much smaller than the latter simulation with high turbulent Mach numbers. All PDFs of dilation in this

paper are obtained by dividing the dilation range into 1000 equivalent intervals, the velocity gradients for local dilation value  $\theta$  are computed by the second-order central difference. At the initial stage, the symmetric dilation range is  $[-1.08, 1.08]$ , while the skewed dilation range with minimum and maximum values  $-105.8$  and  $23.9$  at  $t/\tau_{t_0} = 0.5$  appears. This quite wide range of dilation is an intrinsic property for isotropic compressible turbulence which means the strong compression and expansion regions exist in the flow field.

Test	$R_0$	$R_1$	$R_2$	$R_3$	$R_4$	$R_5$
$Ma_t$	0.5	0.8	0.9	1.0	1.1	1.2
$dt_{ini}/\tau_{t_0}$	5.58/1000	4.61/1000	4.89/1000	3.76/1000	3.85/1000	3.92/1000
$\langle\theta\rangle^*$	2.12	3.39	3.87	4.28	4.65	4.90

Table 3: Isotropic compressible turbulence with different high turbulent Mach number.

#### 4.2. Turbulent Mach number effect

In this section, DNS of isotropic compressible turbulence from high subsonic regime to supersonic regime with moderate Taylor microscale Reynolds number are tested. The effect of compressibility on dynamics and structures of isotropic compressible turbulence in moderate subsonic regime ( $Ma_t \leq 0.8$ ) has been studied previously in [51, 10]. The statistical properties and dynamics of forced supersonic regime  $Ma_t \approx 1.0$  have been studied systematically in [16, 17, 18, 54]. The numerical tests  $R1 - R5$  given in Table.3 go beyond previous study up to the maximum supersonic turbulent Mach number  $Ma_t = 1.2$  with a fixed Taylor microscale Reynolds number  $Re_\lambda = 72$ . In the computation, a uniform grids with  $384^3$  cells are used and  $\kappa_{max}\eta_0 = 2.71$ . As shown in Fig.7, the PDF of initial local turbulent Mach number deviates from symmetric distribution and the maximum local turbulent Mach number for  $R_1$ ,  $R_3$  and  $R_5$  can be three times higher than ensemble initial turbulent Mach number  $Ma_{t_0}$ . For this decaying isotropic compressible turbulence, the ensemble turbulence Mach number becomes smaller monotonically. After a long decay at  $t/\tau_{t_0} = 1.0$ , PDFs of the local turbulent Mach number still show large portion of flow fields in supersonic state. It means that strong shocklets randomly distribute in flow fields. These random strong discontinuities really pose a great challenge for high-order schemes, which have to well resolve the small scales in smooth regions as well as capture the shock sharply. The PDFs of dilation are presented in Fig 7 as well. At the beginning, all PDFs are symmetric and in a narrow range from  $-1.08$  to  $1.08$ . With the evolving of flows, the systems experience a sharp increase of dilation. The PDFs range approximately from  $-60$  to  $20$  at  $t/\tau_{t_0} = 1.0$ , which means the strong compression and expansion regions appear in flow fields. All PDFs show strong negative tales, which are the most significant flow structures of isotropic compressible turbulence resulting from the shocklets. In particular, the proportion of negative tail of supersonic isotropic turbulence is larger than that of high subsonic regime, which indicates that shocklets appear in the former case more frequently than that in the latter one. The root-mean-square dilation  $\langle\theta\rangle^*$  at  $t/\tau_{t_0} = 1.0$  of these cases are given in Table 3, and it can be concluded that the higher initial turbulent Mach number possess a

much higher root-mean-square dilation, i.e. the stronger compressibility effect of isotropic compressible turbulence in supersonic regime. Focusing on physical mechanism of isotropic compressible turbulence, DNS on much higher turbulent Mach number up to  $Ma_t = 2.2$  and higher Taylor microscale Reynolds number  $Re_\lambda = 100$  have been obtained by current scheme, which will be presented in the coming paper.

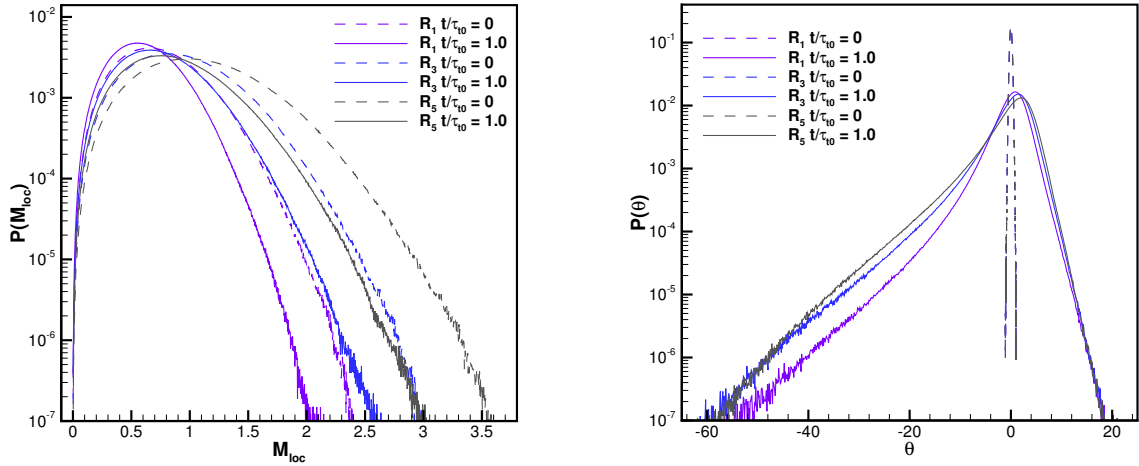


Figure 7: PDF of local turbulent Mach number and root-mean-square dilation at  $t/\tau_{t_0} = 0$  and  $t/\tau_{t_0} = 1.0$  for  $R_1$ ,  $R_3$  and  $R_5$ .

To study the behavior of supersonic isotropic compressible turbulence further, the iso-surfaces of second invariant of velocity gradient tensor  $Q = 25$  and contours of normalized dilation  $\theta/\langle\theta\rangle^*$  on  $z = 0$  slices with  $Ma_t = 0.8$  and  $Ma_t = 1.2$  are presented in Fig.8 and Fig.9, respectively. Iso-surfaces are also colored by the local turbulent Mach number in a  $128^3$  sub-domain covering  $(105\eta_0)^3$ , where the sub-domain is located at the center of the whole domain. A quite wide range of vortex structure is presented in flow fields for both cases, and the supersonic isotropic compressible turbulence shows a much higher local turbulent Mach number region than the subsonic one after the same decay. Contours of normalized dilation  $\theta/\langle\theta\rangle^*$  shows very different behavior between the compression motion and expansion motion. Strong compression regions  $\theta/\langle\theta\rangle^* \leq -3$  are usually recognized as shocklets [9]. In current study, shocklets behave in the shape of narrow and long “ribbon”, while high expansion regions  $\theta/\langle\theta\rangle^* \geq 2$  are in the type of localized “block”. In addition, strong compression regions are close to several regions of high expansion. This behavior is consistent with the physical intuitive that expansion regions can be identified just downstream of shock waves [19]. These random distributed shocklets and high expansion region lead to strong spatial gradient in flow fields. Compared with  $R_1$  in subsonic regime, the supersonic case  $R_5$  contains much more crisp shocklets, which pose much greater challenge for high-order schemes when implementing DNS for isotropic turbulence in supersonic regime. In comparison with previous studies, much higher turbulent Mach number can be simulated



by the current scheme, which provide confidence on HGKS for the study of challenging compressible turbulence problems, such as shock-boundary interaction.

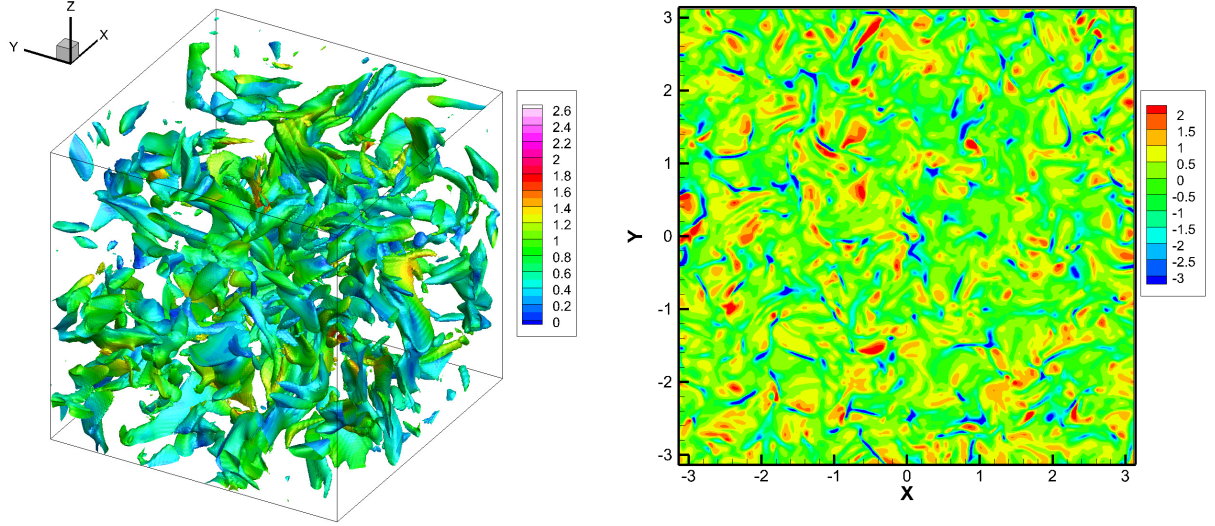


Figure 8: Iso-surface of the second invariant of velocity gradient tensor  $Q = 25$  and contour of normalized dilation  $\theta / \langle \theta \rangle^*$  on  $z = 0$  slice with  $Re_\lambda = 72$  and  $Ma_t = 0.8$  at  $t/\tau_{t_0} = 1.0$ .

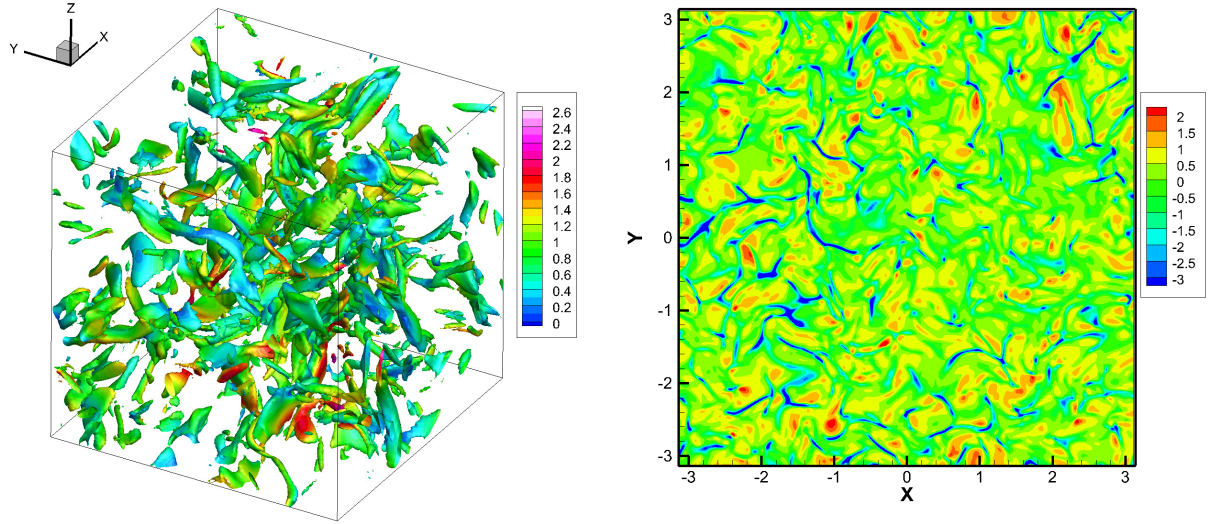


Figure 9: Iso-surface of the second invariant of velocity gradient tensor  $Q = 25$  and contour of normalized dilation  $\theta / \langle \theta \rangle^*$  on  $z = 0$  slice with  $Re_\lambda = 72$  and  $Ma_t = 1.2$  at  $t/\tau_{t_0} = 1.0$ .

Time history of key statistical quantities are presented in Fig.10, which provides benchmark solution for simulating isotropic compressible turbulence up to supersonic regime. The normalized root-mean-square density  $\rho_{rms}/Ma_t^2$  decreases monotonically with the increase of initial turbulent Mach number. As the initial turbulent Mach number increases, the peak of dissipation increases as well. For incompressible turbulence, the normalized turbulent kinetic energy and ensemble total dissipation rate  $\varepsilon$  are assumed in universal power decaying

rate as  $K/K_0 \approx (t/t_0)^{-n}$  and  $\varepsilon/\varepsilon_0 \approx (t/t_0)^{-(n+1/n)}$ , where  $n$  is usually treat as a constant, i.e.  $n = 10/7$  based on the Loitsianskii invariant [3],  $n = 6/5$  predicted assuming a constant Staffman invariant, and  $n = 3/2$  in [55]. However, as in subsonic regime [9], it can be clearly observed that the normalized turbulent kinetic energy and ensemble total dissipation rate in isotropic compressible turbulence don't show any universal power decaying rate. Obviously, ensemble solenoidal dissipation rate  $\varepsilon_s$  decreases with the increase of  $Ma_t$ , while the dilational dissipation rate  $\varepsilon_d$  rises with the increase of  $Ma_t$ . Remarkably, the peak of ensemble dilational dissipation rate  $\varepsilon_d$  in supersonic isotropic turbulence  $Ma_t = 1.2$  is almost 8 times larger than that of subsonic isotropic turbulence  $Ma_t = 0.5$ . The dilational dissipation mechanism has not been rarely absorbed in traditional eddy-viscosity LES models [54], and current DNS results provide the first step results for constructing turbulence model in supersonic regime. The time of lowest peak of ensemble pressure-dilation transfer  $\langle p\theta \rangle$  becomes larger with the higher initial turbulence Mach number. In addition,  $\langle p\theta \rangle$  change signs during the evolution and preserve small but positive thereafter, which agree with earlier study for subsonic isotropic turbulence [51]. It is reported that the ratio between the ensemble pressure-dilation term and the right hand side of Eq.(11) becomes small for solenoidal forced quasi-stationary supersonic isotropic turbulence [20]. However, during the early stage of the decaying supersonic isotropic turbulence, the ensemble pressure-dilation term can be in the same order of ensemble total dissipation rate.

Test	$R_6$	$R_7$	$R_8$	$R_9$
$Re_\lambda$	60	40	20	10
Grid size	$384^3$	$384^3$	$256^3$	$256^3$
$\kappa_{max}\eta_0$	2.97	3.64	3.43	4.85
$dt_{ini}/\tau_{t_0}$	3.92/1000	3.92/1000	4.89/1000	4.89/1000

Table 4: Minimum spatial resolution  $\kappa_{max}\eta_0$  for isotropic compressible turbulence with different  $Re_\lambda$ .

### 4.3. Taylor microscale Reynolds number effect

In this section, the effect from the Taylor microscale Reynolds number for isotropic compressible turbulence is studied. Power-law decay for incompressible turbulence with low Taylor microscale Reynolds number, i.e.  $Re_{\lambda_0} \leq 50$  has been investigated in earlier work [56, 57]. The current study focuses on the isotropic turbulence with low Taylor microscale Reynolds number in supersonic regime, and the cases  $R_6 - R_9$  with a fixed supersonic turbulent Mach number  $Ma_t = 1.2$  are listed in Table.4. The grid size is set to meet the requirement  $\kappa_{max}\eta_0 \geq 2.71$  and all simulations are guided by previous criterion of fourth-order GKS. As shown in Fig.11, PDFs of local turbulent Mach number still show large portion of supersonic state at  $t/\tau_{t_0} = 1.0$ , while the range of PDF decreases with the decreasing of Taylor microscale Reynolds number. Meanwhile, PDFs of dilation presented in Fig.11 are skewed and the negative tails resulted from the shocklets becomes shorter at the smaller Taylor microscale Reynolds number. Isotropic compressible turbulence at lower Taylor microscale Reynolds number demonstrates a smaller range of dilation, which is consistent with physical insight that the lower Taylor microscale Reynolds number means the

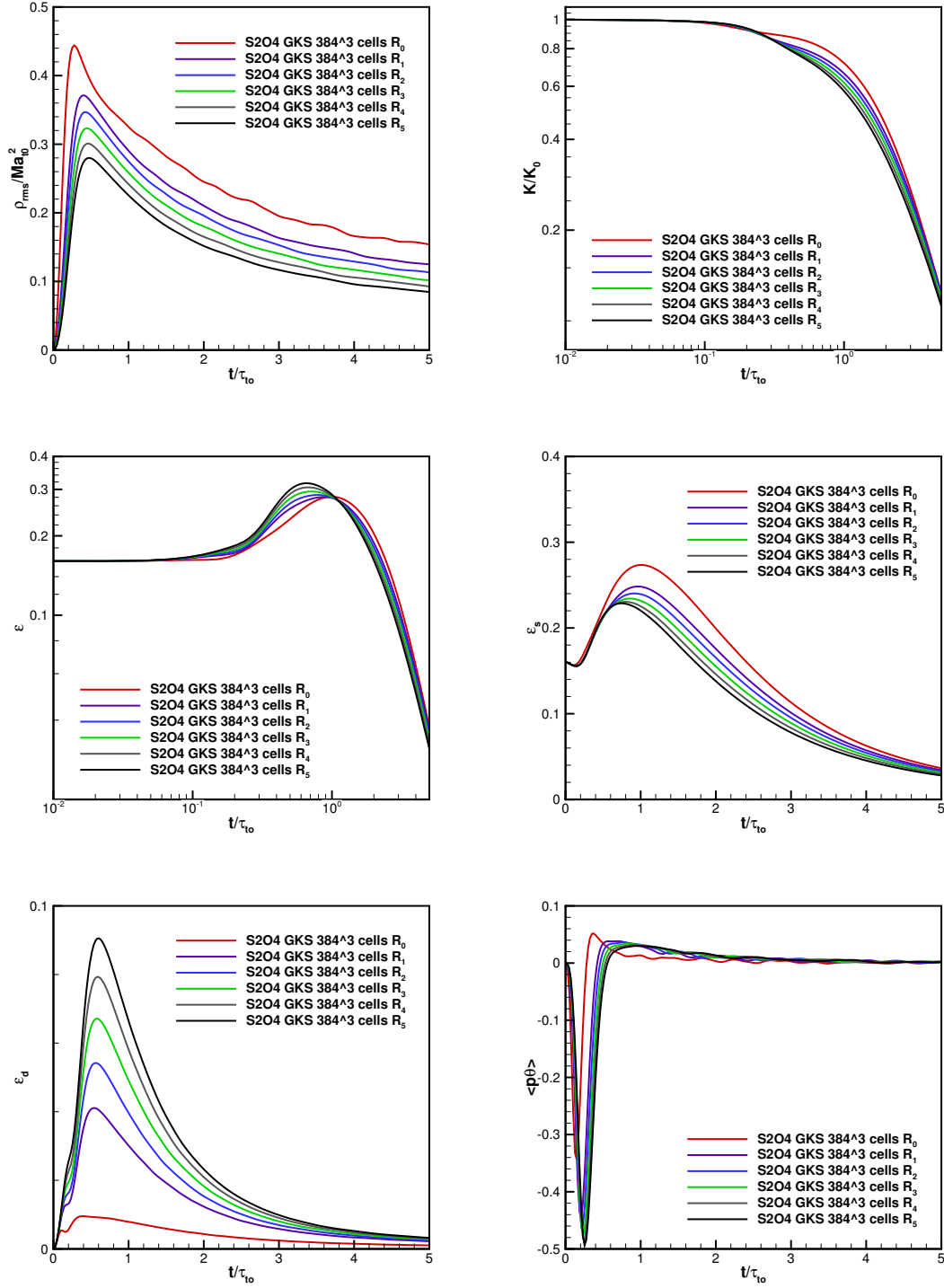


Figure 10: Time history of  $\rho_{rms}/Ma_0^2$ ,  $K/K_0$ ,  $\epsilon$ ,  $\epsilon_d$ ,  $\epsilon_s$  and  $\langle p\theta \rangle$  for cases  $R_0$ - $R_5$ .

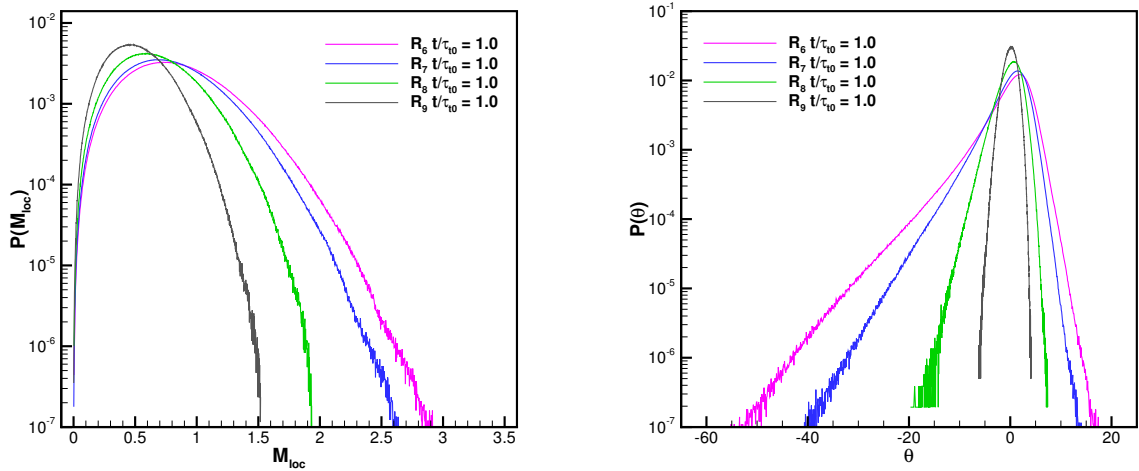


Figure 11: PDF of local turbulent Mach number and dilation at  $t/\tau_{t_0} = 1.0$  of  $R_6$ ,  $R_7$ ,  $R_8$  and  $R_9$ .

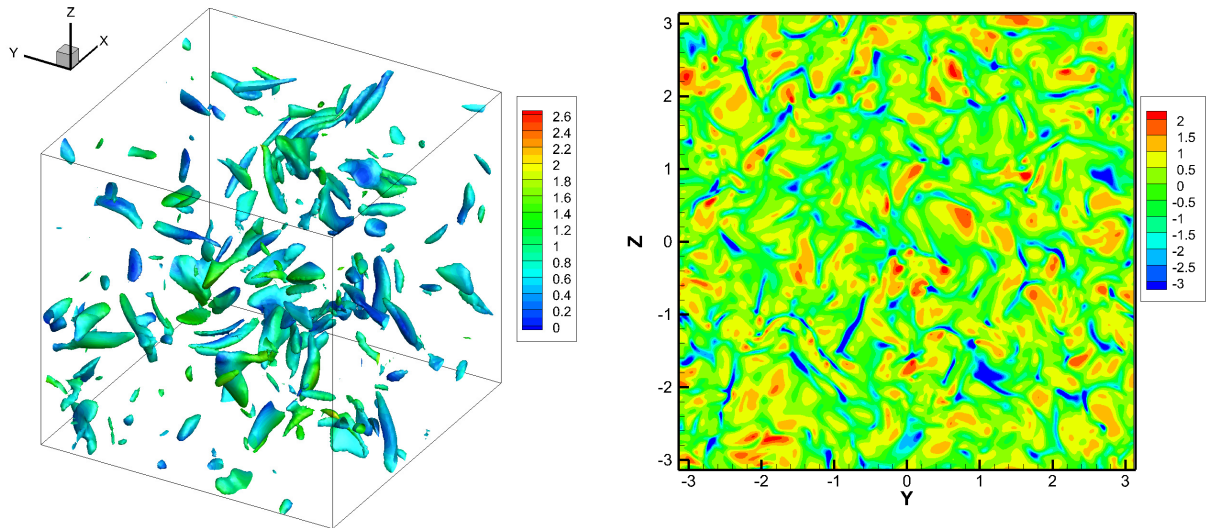


Figure 12: Iso-surface of the second invariant of velocity gradient tensor  $Q = 25$  and contour of normalized dilation  $\theta / \langle \theta \rangle^*$  for  $R_7$  on  $x = 0$  slice at  $t/\tau_{t_0} = 1.0$ .

stronger viscous effect, and the stronger dissipation smooths the flow fields and leads to weaker compression regions and expansion regions. Iso-surface of the second invariant of velocity gradient tensor  $Q = 25$  and contour of normalized dilation  $\theta / \langle \theta \rangle^*$  for  $R_7$  at  $x = 0$  slice are presented in Fig.12, where  $\langle \theta \rangle^*$  is root-mean-square dilation at  $t/\tau_{t_0} = 1.0$ . Iso-surface is colored by local turbulent Mach number in a  $128^3$  sub-domain covering  $(78\eta_0)^3$ , where the sub-domain is located at the center of the full domain. A smaller range of vortex structure in flow fields is observed in Fig.12 compared with Fig.9. Contour of normalized dilation  $\theta / \langle \theta \rangle^*$  shows the wider ‘ribbon’ for strong shocklets and bigger ‘block’ for high expansion region compared with these from moderate Taylor microscale Reynolds number.

This result confirms the fact that the stronger dissipation for the lower Taylor microscale Reynolds number supersonic compressible turbulence smooths the flow fields and makes the transition of compression regions gently.

The key statistical quantities are presented in Fig.13 which provide benchmark solutions for studying supersonic isotropic turbulence at low Taylor microscale Reynolds number. The normalized root-mean-square density  $\rho_{rms}/Ma_t^2$  decreases with the decrease of initial Taylor microscale Reynolds number. The lower Taylor microscale Reynolds number corresponds to higher ensemble total dissipation rate  $\varepsilon$  during the evolution of this system, which is the direct result from the stronger viscous effect at lower  $Re_\lambda$ . It is clear that ensemble solenoidal dissipation rate  $\varepsilon_s$  decreases with the decrease of  $Re_\lambda$ , while the ensemble dilational dissipation rate  $\varepsilon_d$  seems slightly dependent on  $Re_\lambda$ . The behavior of ensemble dilational dissipation rate needs further study in detail, which is pretty meaningful for constructing compressible LES model for supersonic and hypersonic compressible turbulence. In addition, the solenoidal and dilational dissipation rate play the dominant role in hypersonic transition to turbulence reported in previous experiments [58, 59, 60]. Current high-order robust scheme will be used to validate and provide more detailed analysis for such hypersonic flows. The moment of lowest peak of ensemble pressure-dilation transfer  $\langle p\theta \rangle$  is independent of  $Re_\lambda$  and only depends on  $Ma_t$  compared with Fig.10, while the lowest peak decreases with the decrease of  $Re_\lambda$ . Similar with Fig.10,  $\langle p\theta \rangle$  changes signs during the evolution and preserves small but positive value. The similar behavior is observed that the ensemble pressure-dilation term can not be neglected compared with ensemble total dissipation rate in the early stage of evolution, as it has the same order of ensemble total dissipation rate.

## 5. Conclusions

This paper intends to address the accuracy and robustness of HGKS in DNS for isotropic compressible turbulence simulations up to supersonic regime. Key statistical quantities are compared with high-order compact finite difference scheme to determine the DNS criterion. As a balance between the robustness and accuracy, the WENO-Z reconstruction is properly chosen in the current scheme. The numerical tests show that the minimum spatial resolution parameter  $\kappa_{max}\eta_0 \geq 2.71$  and the maximum temporal resolution parameter  $\Delta t_{ini}/\tau_{t_0} \leq 5.58/1000$  for the fourth-order GKS is adequate for resolving the isotropic compressible turbulence. Guided by such a criterion, isotropic compressible turbulence are simulated for turbulent Mach number  $Ma_t$  from the nonlinear subsonic regime 0.8 to the supersonic one 1.2, and low Taylor microscale Reynolds number from 10 to 72. A wide range for PDF of local turbulent Mach number, strong random shocklets, and high expansion regions appear with high initial turbulent Mach number. The isotropic turbulence with high turbulent Mach number up to supersonic regime has been studied. The accuracy and robustness of the fourth-order GKS have been fully confirmed. Statistical quantities are provided for these cases, which provide benchmark solutions for supersonic isotropic compressible turbulence. The ensemble budget of the turbulent kinetic energy is analyzed, which plays an important data base in modeling supersonic and hypersonic compressible turbulence. The solenoidal dissipation rate decreases with the increase of both  $Ma_t$  and  $Re_\lambda$ . Meanwhile, the dilational

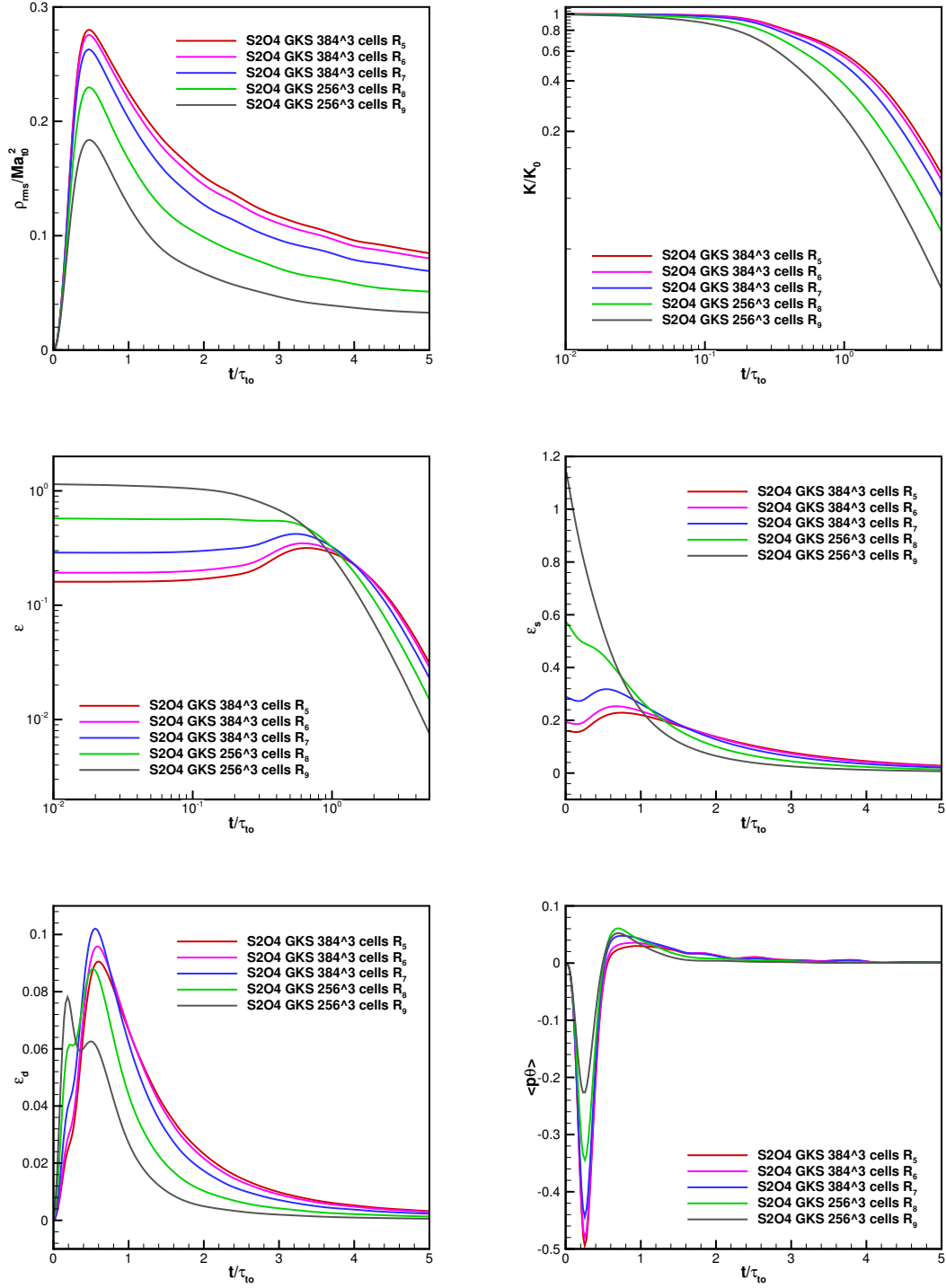


Figure 13: Time history of  $\rho_{rms}/Ma_{t0}^2$ ,  $K/K_0$ ,  $\varepsilon$ ,  $\varepsilon_d$ ,  $\varepsilon_s$  and  $\langle p\theta \rangle$  for cases  $R_6$ - $R_9$ .

dissipation rate increases with the increase of  $Ma_t$  due to strong compressibility effect, and it seems slightly dependent on  $Re_\lambda$ . The HGKS provides a valid tool for studying compressible turbulence. The physics of isotropic compressible turbulence as well as the construction of compressible LES model in supersonic regime will be studied. At the current stage, the DNS on a much higher turbulent Mach number up to  $Ma_t = 2.2$  and higher Taylor microscale Reynolds number  $Re_\lambda = 100$  have been obtained by HGKS. All these results and the analysis of physical mechanism of isotropic compressible turbulence will be presented in the subsequent paper.

## Acknowledgement

The current research is supported by National Science Foundation of China (11701038, 11772281, 91852114) and the Fundamental Research Funds for the Central Universities. The authors would like to thank TianHe-II in Guangzhou for providing high performance computational resources.

## References

- [1] H. Aluie, Compressible turbulence: the cascade and its locality, *Phys. Rev. Lett.* 106 (2011) 174502.
- [2] S. K. Lele, Compressibility effects on turbulence, *Annu. Rev. Fluid Mech.* 26 (1994) 211-254.
- [3] P. Sagaut, C. Cambon, *Homogeneous turbulence dynamics*, Springer (2008).
- [4] L.P. Wang, S.Y. Chen, J.G. Brasseur, J.C. Wyngaard, Examination of hypotheses in the kolmogorov refined turbulence theory through high-resolution simulations. part 1. velocity field, *J. Fluid Mech.* 309 (1996) 113-156.
- [5] P. Moin, K. Mahesh, Direct numerical simulation: a tool in turbulence research, *Annu. Rev. Fluid Mech.* 30 (1998) 539-578.
- [6] S.Y. Chen, G. D. Doolen, Lattice boltzmann method for fluid flows, *Annu. Rev. Fluid Mech.* 30 (1998) 329-364.
- [7] H.D. Yu, S. S. Girimaji, L.S. Luo, Lattice boltzmann simulations of decaying homogeneous isotropic turbulence, *Phys. Rev. E* 71 (2005) 016708.
- [8] S. K. Lele, Compact finite difference schemes with spectral-like resolution, *J. Comput. Phys.* 103 (1992) 16-42.
- [9] R. Samtaney, D.I. Pullin, B. Kosović, Direct numerical simulation of decaying compressible turbulence and shocklet statistics, *Physics of Fluids* 13 (2001) 1415-1430.
- [10] S. Pirozzoli, F. Grasso, Direct numerical simulations of isotropic compressible turbulence: influence of compressibility on dynamics and structures, *Physics of Fluids* 16 (2004) 4386-4407.
- [11] S. Jagannathan, D. A. Donzis, Reynolds and mach number scaling in solenoidally-forced compressible turbulence using high-resolution direct numerical simulations, *J. Fluid Mech.* 789 (2016) 669-707.
- [12] D.H. Porter, A. Pouquet, P.R. Woodward, A numerical study of supersonic turbulence, *Theoretical and Computational Fluid Dynamics* 4 (1992) 13-49.
- [13] D.H. Porter, A. Pouquet, P.R. Woodward, Kolmogorov-like spectra in decaying three-dimensional supersonic flows, *Physics of Fluids* 6 (1994) 2133-2142.
- [14] N.A. Adams, K. Shariff, A high-resolution hybrid compact-eno scheme for shock-turbulence interaction problems, *J. Comput. Phys.* 127 (1996) 27-51.
- [15] J.C. Wang, L.P. Wang, Z.L. Xiao, Y. Shi, S.Y. Chen, A hybrid numerical simulation of isotropic compressible turbulence, *J. Comput. Phys.* 229 (2010) 5257-5279.
- [16] J.C. Wang, L.P. Wang, Z.L. Xiao, X.T. He, S.Y. Chen, Scaling and statistics in three-dimensional compressible turbulence, *Phys. Rev. Lett.* 108 (2012) 214505.



- [17] J.C. Wang, T. Gotoh, T. Watanabe, Scaling and intermittency in compressible isotropic turbulence, *Phys. Rev. Fluids* 2 (2017) 053401.
- [18] J.C. Wang, T. Gotoh, T. Watanabe, Shocklet statistics in compressible isotropic turbulence, *Phys. Rev. Fluids* 2 (2017) 023401.
- [19] J.C. Wang, M.P. Wan, S. Chen, C.Y. Xie, S.Y. Chen, Effect of shock waves on the statistics and scaling in compressible isotropic turbulence, *Phys. Rev. E* 97 (2018) 043108.
- [20] J.C. Wang, M.P. Wan, S. Chen, S.Y. Chen, Kinetic energy transfer in compressible isotropic turbulence, *J. Fluid Mech.* 841 (2018) 581-613.
- [21] P.L. Bhatnagar, E.P. Gross, M. Krook, A Model for Collision Processes in Gases I: Small Amplitude Processes in Charged and Neutral One-Component Systems, *Phys. Rev.* 94 (1954) 511-525.
- [22] S. Chapman, T.G. Cowling, *The Mathematical theory of Non-Uniform Gases*, third edition, Cambridge University Press (1990).
- [23] K. Xu, Gas kinetic schemes for unsteady compressible flow simulations, *Lecture Note Ser.* 1998-03, Von Karman Institute for Fluid Dynamics Lecture (1998).
- [24] K. Xu, A gas-kinetic BGK scheme for the Navier-Stokes equations and its connection with artificial dissipation and Godunov method, *J. Comput. Phys.* 171 (2001) 289-335.
- [25] K. Xu, *Direct modeling for computational fluid dynamics: construction and application of unified gas kinetic schemes*, World Scientific (2015).
- [26] Q.B. Li, K. Xu, and S. Fu, A high-order gas-kinetic Navier-Stokes flow solver, *J. Comput. Phys.* 229 (2010) 6715-6731.
- [27] J. Luo, K. Xu, A high-order multidimensional gas-kinetic scheme for hydrodynamic equations, *SCIENCE CHINA Technological Sciences*, 56 (2013) 2370-2384.
- [28] K. Xu, J.C. Huang, A unified gas-kinetic scheme for continuum and rarefied flows, *J. Comput. Phys.* 229 (2010) 7747-7764.
- [29] J.C. Huang, K. Xu, P.B. Yu, A unified gas-kinetic scheme for continuum and rarefied flows ii: multi-dimensional cases, *Comm. Comput. Phys.* 12 (2012) 662-690.
- [30] J. Li, Z. Du, A two-stage fourth order time-accurate discretization for Lax-Wendroff type flow solvers I. hyperbolic conservation laws, *SIAM J. Sci. Computing* 38 (2016) 3046-3069.
- [31] L. Pan, K. Xu, Q.B. Li, J.Q. Li, An efficient and accurate two-stage fourth-order gas-kinetic scheme for the Navier-Stokes equations, *J. Comput. Phys.* 326 (2016) 197-221.
- [32] L. Pan, J.Q. Li, K. Xu, A few benchmark test cases for higher-order euler solvers, *Numerical Mathematics: Theory, Methods and Applications* 10 (2017) 711-736.
- [33] X. Ji, F.X. Zhao, W. Shyy, K. Xu, A family of high-order gas-kinetic schemes and its comparison with riemann solver based high-order methods, *J. Comput. Phys.* 356 (2018) 150-173.
- [34] G.Y. Cao, H.L. Liu, K. Xu, Physical modeling and numerical studies of three-dimensional non-equilibrium multi-temperature flows, *Physics of Fluids* 30 (2018) 126104.
- [35] J. Jiang, Y.H. Qian, Implicit gas-kinetic bgk scheme with multigrid for 3d stationary transonic high-reynolds number flows, *Computers & Fluids* 66 (2012) 21-28.
- [36] M. Righi, A gas-kinetic scheme for turbulent flow, *Flow, Turbulence and Combustion* 97 (2016) 121-139.
- [37] S. Tan, Q.B. Li, Z.X. Xiao, S. Fu, Gas kinetic scheme for turbulence simulation, *Aerospace Science and Technology* 78 (2018) 214-227.
- [38] G.Y. Cao, H.M. Su, J.X. Xu, K. Xu, Implicit high-order gas kinetic scheme for turbulence simulation, *arXiv:1811.08005* (2018).
- [39] W. Liao, Y. Peng, L.S. Luo, Gas-kinetic schemes for direct numerical simulations of compressible homogeneous turbulence, *Phys. Rev. E* 80 (2009) 046702.
- [40] G. Kumar, S.S. Girimaji, J. Kerimo, Weno-enhanced gas-kinetic scheme for direct simulations of compressible transition and turbulence, *J. Comput. Phys.* 234 (2013) 499-523.
- [41] X.D. Liu, S. Osher, T. Chan, Weighted essentially non-oscillatory schemes, *J. Comput. Phys.* 115 (1994) 200-212.
- [42] G.S. Jiang, C. W. Shu, Efficient implementation of Weighted ENO schemes, *J. Comput. Phys.* 126 (1996) 202-228.



- [43] M. Castro, B. Costa, W. S. Don, High order weighted essentially non-oscillatory WENO-Z schemes for hyperbolic conservation laws, *J. Comput. Phys.* 230 (2011) 1766-1792.
- [44] L. Pan, K. Xu, Two-stage fourth-order gas-kinetic scheme for three-dimensional Euler and Navier-Stokes solutions, *Int. J. Comput. Fluid Dynamics* 32 (2018) 395-411.
- [45] S. Kida, S.A. Orszag, Energy and spectral dynamics in forced compressible turbulence, *Journal of Scientific Computing* 5 (1990) 85-125.
- [46] S. Kida, S.A. Orszag, Enstrophy budget in decaying compressible turbulence, *Journal of Scientific Computing* 5 (1990) 1-34.
- [47] T. Passot, A. Pouquet, Numerical simulation of compressible homogeneous flows in the turbulent regime, *J. Fluid Mech.* 181 (1987) 441-466.
- [48] A. Yoshizawa, K. Horiuti, A statistically-derived subgrid-scale kinetic energy model for the large-eddy simulation of turbulent flows, *Journal of the Physical Society of Japan* 54 (1985) 2834-2839.
- [49] S.B. Pope. *Turbulent flows*, Cambridge, (2001).
- [50] X.C. Chai, K. Mahesh, Dynamic-equation model for large-eddy simulation of compressible flows, *J. Fluid Mech.* 699 (2012) 385-413.
- [51] S. Sarkar, G. Erlebacher, M.Y. Hussaini, H.O. Kreiss, The analysis and modelling of dilatational terms in compressible turbulence, *J. Fluid Mech.* 227 (1991) 473-493.
- [52] P. Wang, L.P. Wang, Z.L. Guo, Comparison of the lattice boltzmann equation and discrete unified gas-kinetic scheme methods for direct numerical simulation of decaying turbulent flows, *Phys. Rev. E* 94 (2016) 043304.
- [53] V. Eswaran and S.B. Pope, An examination of forcing in direct numerical simulations of turbulence, *Computers & Fluids* 16 (1988) 257-278.
- [54] X.C. Chai, J.C. Wang, H. Li, M.P. Wan, S.Y. Chen, A modified optimal les model for highly compressible isotropic turbulence, *Physics of Fluids* 30 (2018) 065108.
- [55] P.G. Saffman, The large-scale structure of homogeneous turbulence, *J. Fluid Mech.* 27 (1967) 581-593.
- [56] M.J. Huang, A. Leonard, Power-law decay of homogeneous turbulence at low reynolds numbers, *Physics of Fluids* 6 (1994) 3765-3775.
- [57] N.N. Mansour, A.A. Wray, Decay of isotropic turbulence at low reynolds number, *Physics of Fluids* 6 (1994) 808-814.
- [58] C.B. Lee, J.Z. Wu, Transition in wall-bounded flows. *Applied Mechanics Reviews*, 61 (2008) 030802.
- [59] Y.D. Zhu, C.H. Zhang, X. Chen, H. Yuan, J.Z. Wu, S. Y. Chen, C.B. Lee, M. Gad-el-Hak, Transition in hypersonic boundary layers: role of dilatational waves. *AIAA J.* 54 (2016) 3039-3049.
- [60] Y.D. Zhu, X. Chen, J.Z. Wu, S.Y. Chen, C.B. Lee, M. Gad-el-Hak, Aerodynamic heating in transitional hypersonic boundary layers: Role of second-mode instability, *Physics of Fluids*, 30 (2018) 011701.