

# THE CONTACT PROCESS WITH DYNAMIC EDGES ON $\mathbb{Z}$

AMITAI LINKER AND DANIEL REMENIK

**ABSTRACT.** We study the contact process running in the one-dimensional lattice undergoing dynamical percolation, where edges open at rate  $vp$  and close at rate  $v(1-p)$ . Our goal is to explore how the speed of the environment,  $v$ , affects the behavior of the process. We show in particular that for small enough  $v$  the process dies out, while for large  $v$  the process behaves like a contact process on  $\mathbb{Z}$  with rate  $\lambda p$ , so it survives if  $\lambda$  is large. We also show that if  $v$  and  $p$  are small then the network becomes immune, in the sense that the process dies out for any infection rate  $\lambda$ , while if  $p$  is sufficiently close to 1 then for all  $v > 0$  survival is possible for large enough  $\lambda$ .

## 1. INTRODUCTION

Since it was first introduced by Harris in [Har74] more than forty years ago, the contact process has turned into one of the most widely used models for population growth. While most of the early work was done for the process on the Euclidean lattice, much of the interest in more recent years has focused on studying the contact process running on random graphs, in an attempt to understand processes of this type in settings which capture in a better way the main features of real-world networks, whether technological, social, economic or biological in nature; this has led to tremendous progress in our understanding of both the contact process and some random graph models (see [CD09; LS17; Can18] to name a few). However, for the most part this work has been done on static random networks while, in contrast, real-world networks tend to be dynamic in nature, a characteristic that might have a large impact in the qualitative behavior of the process. In the mathematical literature, this impact has received relatively little attention (see [Bro07; BS06; Rem08], and more recently [JM17; JLM18], for some contributions in this direction). The goal of this work is to study the contact process running on a very simple dynamic environment which captures one of the most important features of dynamical networks: the continuous merging and division of connected components. This feature has been studied for related processes such as the SIR disease model or the PUSH-PULL rumor spreading protocol in some recent works (see [J+19; BBL18; C+13; GSS14]). However, in all of these cases the choice of dynamics for the network tends to disconnect the graph, and as a result this feature can only hurt the growth of the process. In this paper, on the other hand, we consider a stationary dynamics for the environment and focus on how the contact process running on it is affected by the *speed* of the environment. Since this speed increases both the rate of connection and of disconnection, it is not clear a priori whether this hurts or helps the spread of the population. We will show that, as opposed to what was observed in [JLM18], in broad terms increasing the speed of the environment turns out to make survival easier.

We turn now to the definition of the model and our main results.

## 2. SETTING AND MAIN THEOREMS

Consider the one-dimensional lattice  $(\mathbb{Z}, E)$  with  $E$  the set of edges of the form  $\{x, x+1\}$ . The *Contact Process with Dynamic Edges*  $\{(\eta_t, \zeta_t)\}_{t \geq 0}$  (from now on abbreviated CPDE) on  $\mathbb{Z}$  is an interacting particle system composed of two processes, an *environment*  $\zeta_t : E \rightarrow \{0, 1\}$  and an *infection process*  $\eta_t : \mathbb{Z} \rightarrow \{0, 1\}$ , whose transition rates we define locally as follows: for some fixed  $v > 0$  and  $p \in (0, 1)$  the environment evolves at any given  $e \in E$  according to

$$\begin{aligned} 0 &\longrightarrow 1 && \text{at rate } vp \\ 1 &\longrightarrow 0 && \text{at rate } v(1-p), \end{aligned}$$

while for some fixed  $\lambda > 0$ , the infection evolves at any given  $x \in \mathbb{Z}$  according to

$$\begin{aligned} 0 &\longrightarrow 1 && \text{with rate } \lambda n_{t,x} \\ 1 &\longrightarrow 0 && \text{with rate } 1, \end{aligned}$$

where  $n_{t,x} = \eta_t(x-1)\zeta_t(\{x, x-1\}) + \eta_t(x+1)\zeta_t(\{x, x+1\})$ . We interpret  $\zeta_t(e) = 1$  as the edge  $e$  being *available* at time  $t$ , so that  $n_{t,x}$  is the number of nearest neighbors of  $x$  that are both connected to it and infected at that given moment. It can be checked that the rates above uniquely define the CPDE as a càdlàg Feller process in  $\{0, 1\}^{\mathbb{Z} \cup E}$ , whose law we denote by  $\mathbb{P}$  (or  $\mathbb{P}_{\lambda, v, p}$  when needed to emphasize its defining parameters). Even further, this process is monotone with respect to its initial condition, meaning that for any  $a \in \{0, 1\}^{\mathbb{Z}}$  and  $b \in \{0, 1\}^E$ , the function  $\mathbb{P}(\eta_t \geq a, \zeta_t \geq b | \eta_0, \zeta_0)$  is increasing on  $\eta_0$  and  $\zeta_0$  (where we use the usual partial pointwise order between  $\{0, 1\}$ -valued functions). The proof of these facts is standard (see [Lig85]).

The CPDE can be alternatively constructed by first sampling  $\zeta$  and then running  $\eta_t$  on the time-inhomogeneous graph defined by the environment (the so-called *quenched* process). The environment process evolves as dynamical percolation on  $(\mathbb{Z}, E)$  (as introduced in [HPS97]); in our parametrization we introduce the parameter  $v$ , the *environment speed* (i.e. the rate at which every edge updates its state), whose role in the behavior of the process we are interested in understanding. This process is stationary with respect to the product Bernoulli measure  $\{0, 1\}^E$  with density  $p$ , and in what follows we will assume (unless otherwise stated) that  $\zeta_0$  is chosen at random using this distribution. This assumption allows us to identify  $p$  as the density of available edges at any given time and, moreover, it allows us to attribute any effect of the evolution of the environment on the quenched process to its dynamics (and in particular its speed) rather than to changes in the properties of the network.

From the form of the transition rates, for any fixed realization  $\zeta$  of the environment the quenched infection process is a version of the contact process running on the evolving graph defined by  $\zeta$ . It follows, in particular, that the survival probability  $\mathbb{P}_{\lambda, v, p}(\eta_t \neq 0 \forall t > 0 | \zeta)$  is increasing in  $\lambda$ . Averaging with respect to  $\zeta$  we deduce that the annealed survival probability  $\mathbb{P}_{\lambda, v, p}(\eta_t \neq 0 \forall t > 0)$  satisfies the same property, so it makes sense to define a critical parameter  $\lambda_0(v, p)$  for survival of the CPDE as

$$\lambda_0(v, p) = \inf\{\lambda > 0, \mathbb{P}_{\lambda, v, p}(\eta_t \neq 0 \forall t > 0) > 0\},$$

where we choose  $\eta_0 = 1_{\{0\}}$  as the initial condition for the infection process (it can be checked using standard arguments that  $\lambda_0(v, p)$  is the same for any initial condition which contains a positive but finite number of infected sites).

Our goal in this paper is to give a (partial) description of the qualitative behaviour of  $\lambda_0$  as a function of  $v$  and  $p$ . An obvious first property is that  $\lambda_0(p, v)$  is decreasing in  $p$ , since a higher density of open edges makes it easier for the infection to survive (this can be proved using a standard coupling argument). The effect of  $v$  on  $\lambda_0$ , on the other hand, is not so clear, since it affects both the rate of infections and of recoveries. But the following weaker version of monotonicity holds:

**Proposition 2.1.** *The function  $\frac{1}{v}\lambda_0(v, p)$  is non-increasing in  $v$  for every value of  $p$ .*

The next result provides some loose bounds on  $\lambda_0(v, p)$ , in terms of the critical parameter  $\bar{\lambda} := \lambda_0(0, 1)$  of the standard contact process on  $\mathbb{Z}$ , which will be useful later on:

**Proposition 2.2.** *For each  $v, \lambda \geq 0$  and  $p \in [0, 1]$ , the infection process in the CPDE is stochastically dominated from above by a contact process on  $\mathbb{Z}$  with infection rate  $\lambda$ , and from below by a contact process on  $\mathbb{Z}$  with infection rate  $\beta(\lambda, v, p)$ , where*

$$\beta(\lambda, v, p) = \frac{1}{2}(\lambda + v - \sqrt{(v + \lambda)^2 - 4\lambda vp}).$$

As a consequence,

$$\bar{\lambda} \leq \lambda_0(v, p) \leq \hat{\lambda}(v, p)$$

where  $\bar{\lambda}$  is the critical parameter of the contact process on  $\mathbb{Z}$  and

$$\hat{\lambda}(v, p) = \bar{\lambda} \left( \frac{v - \bar{\lambda}}{vp - \bar{\lambda}} \right) \quad \text{if } vp > \bar{\lambda}, \quad \hat{\lambda}(v, p) = \infty \quad \text{otherwise.}$$

The proof of the domination from below by a contact process with infection rate  $\beta(\lambda, v, p)$  is based on a result of Broman [Bro07], while the formula for  $\hat{\lambda}$  comes simply from solving  $\bar{\lambda} \leq \beta(\lambda, v, p)$  for  $\lambda$ . The expression for  $\hat{\lambda}$  may seem opaque at first sight, but notice that

$$(2.1) \quad \limsup_{v \rightarrow \infty} \lambda_0(v, p) \leq \lim_{v \rightarrow \infty} \hat{\lambda}(v, p) = \bar{\lambda}/p,$$

which means that for any  $\lambda > \bar{\lambda}/p$  the infection process survives if  $v$  is large enough. This proves the easier half of the first of our main results about  $\lambda_0(v, p)$ :

**Theorem 2.3.** *For any  $p \in (0, 1]$ ,  $\lim_{v \rightarrow \infty} \lambda_0(v, p) = \bar{\lambda}/p$ .*

The idea is that if  $v$  is large, the states of an edge at different times are almost independent, so we can approximate  $\eta$  by a contact process with intensity  $\lambda$  where each infection event is kept (independently) with probability  $p$  and dismissed otherwise, which is simply a contact process on  $\mathbb{Z}$  with intensity  $\lambda p$ .

Theorem 2.3 together with (2.1) show that the upper bound  $\lambda_0 \leq \hat{\lambda}$  becomes tight as  $v$  gets large, but in general we expect  $\lambda_0$  to be smaller than  $\hat{\lambda}$ . In particular, if we take any fixed  $v \leq \bar{\lambda}$  then  $\hat{\lambda}(v, p) = \infty$  for all  $p$ , but if  $p \sim 1$  then the infection hardly ever sees any closed edges, so we actually expect  $\lambda_0 \sim \bar{\lambda}$ .

On the other hand, our choice of  $\hat{\lambda}$  recovers again the correct behavior for  $v \sim 0$ . In this scenario the process will be close to a contact process running on a static percolation cluster of  $\mathbb{Z}$  with parameter  $p$ , and in such a graph the infection is necessarily trapped inside finite components where it eventually dies out, and hence we expect  $\lambda_0 \rightarrow \infty$  as  $v \rightarrow 0$ . This is the content of our next result:

**Theorem 2.4.** *For all  $p \in [0, 1)$  we have  $\lim_{v \rightarrow 0} \lambda_0(v, p) = \infty$ . In other words, for all  $\lambda > 0$  and all  $p \in [0, 1)$  we can take  $v$  small enough so that the infection process in the CPDE dies out.*

A natural question raised by the last result is whether there are (small, but positive) values of  $v$  and/or  $p$  such that  $\lambda_0(v, p) = \infty$ , which means that infections always die out, regardless of their infection rates. We will say in such a case that the network is *immune*, and we define the *immunity region*  $\mathfrak{J}$  accordingly as

$$\mathfrak{J} = \{(v, p) \in (0, \infty) \times (0, 1), \lambda_0(v, p) = \infty\}.$$

Note that all finite static graphs are immune while all infinite connected static graphs are not. In a sense, our dynamic random graph  $\{(\mathbb{Z}, E_t)\}_{t \geq 0}$  lies halfway between the two cases (all connected clusters are finite at any given time but for any two sites  $x$  and  $y$  and any given  $t > 0$  there is a.s. some path connecting  $(x, t)$  and  $(y, s)$  for  $s > t$  sufficiently large), and our next result states accordingly that there may or may not be immunity depending on the parameters of the environment process:

**Theorem 2.5.** *For all  $v > 0$  there is a  $p_0(v) \in (0, 1)$  such that  $\lambda_0(v, p) = \infty$  for all  $p < p_0(v)$ . In other words, there is a curve  $v \in (0, \infty) \mapsto p_0(v) \in (0, 1)$  such that  $\{(v, p) : 0 < p < p_0(v)\} \subseteq \mathfrak{J}$ .*

Note that we are saying that, no matter how large we take  $v$ , a small enough density  $p$  of open edges yields immunity. This may seem to be slightly counterintuitive, and in particular it seems to contradict our intuition for the case  $v \gg 1$ , where we argued that  $\lambda_0 \sim \frac{\bar{\lambda}}{p}$ . Notice, however, that in that argument we took  $p$  fixed and  $v \rightarrow \infty$  instead of  $v$  fixed and  $p \searrow 0$  (see Figure 1). In the opposite direction, since small values of  $v$  can be seen as hurting the infection (Theorem 2.4), it is natural to ask whether for any  $p$  one can find a small enough  $v$  which guarantees immunity. The next theorem provides a (partial) negative answer to this question:

**Theorem 2.6.** *There exists  $0 < p_1 < 1$  such that for all  $p \in (p_1, 1)$ ,  $\lambda_0(v, p) < \infty$  for all  $v > 0$ .*

From Proposition 2.1 we know that  $\lambda_0(v, p) = \infty$  implies  $\lambda_0(v', p') = \infty$  for all  $v' \leq v$  and  $p' \leq p$ . As a consequence of this and Theorems 2.5 and 2.6, we obtain the following:

**Corollary 2.7.** *There exists  $p_1 \in (0, 1)$  such that for every  $p > p_1$ ,  $\lambda_0(v, p) < \infty$  for all  $v > 0$ , while for every  $p < p_1$ , there is a  $v > 0$  with  $\lambda_0(v, p) = \infty$ .*

In words, there exists a threshold parameter  $p_1$  (note  $p_1 = \lim_{v \rightarrow 0} p_0(v)$  with  $p_0(v)$  as in Theorem 2.5) which separates the scenario where there is immunity for low enough  $v$ , and the one where immunity cannot occur in the network. From these considerations, one expects the upper boundary of  $\mathfrak{J}$  to be the graph of a decreasing function, see Figure 1.

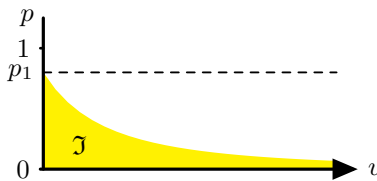


FIGURE 1. Expected shape of  $\mathfrak{J}$ .

## 3. PROOFS

**3.1. Graphical representation.** In this section, we provide an equivalent description of our model by a convenient graphical representation with the help of the following independent Poisson point processes on  $(0, \infty)$ :

- $\{\mathcal{O}^e\}_{e \in E}$  and  $\{\mathcal{C}^e\}_{e \in E}$ , with intensities  $vp$  and  $v(1-p)$  respectively. These represent the opening and closing events of the edge  $e$ . We also consider  $\mathcal{U}^e = \mathcal{O}^e \cup \mathcal{C}^e$ , the updating events of  $e$ .
- $\{\mathcal{I}^e\}_{e \in E}$ , with intensity  $\lambda$ . These represent potential infection events along the edge  $e$ .
- $\{\mathcal{R}^x\}_{x \in \mathbb{Z}}$ , with intensity 1. These represent recovery events.

We construct the environment process  $\zeta_t$  by choosing  $\zeta_0$  according to a Bernoulli product measure  $\pi$  with parameter  $p$ , and then setting  $\zeta_t(e) = 1$  if and only if the last updating event in  $\mathcal{U}^e \cap [0, t]$  was in  $\mathcal{O}^e$  (or if  $\zeta_0(e) = 1$  in case the intersection is empty). The infection process  $\eta_t$  is then constructed in the usual manner (see [Lig85, Sec. 3.6]), using the recovery events  $\mathcal{R}^x$  and the *valid* infection events  $\bar{\mathcal{I}}^e = \{t \in \mathcal{I}^e, \zeta_t(e) = 1\}$  as follows: consider the *graphical space*  $\mathbb{Z} \times \mathbb{R}^+ \subseteq \mathbb{R} \times \mathbb{R}^+$ , with the addition of horizontal segments of the form  $[x, x+1] \times \{t\}$  with  $t \in \bar{\mathcal{I}}^{x, x+1}$ . By assigning a  $*$  symbol at each point  $(x, t)$  with  $x \in \mathbb{Z}$  and  $t \in \mathcal{R}^x$ , we say that a continuous path  $P$  in this space is *valid* if it does not contain  $*$  symbols and if the second component is non-decreasing. We define  $\eta_t$  as all  $z \in \mathbb{Z}$  such that there is a valid path  $P$  from initially infected sites to  $(z, t)$ .

This construction will be used persistently throughout the paper, providing simple and intuitive couplings between the CPDE and other processes which are easier to analyze.

**3.2. Proof of Proposition 2.1.** Suppose that the infection process survives with positive probability for given  $\lambda, v, p$  and take any  $v' > v$ ; rescaling time by a factor of  $v/v'$  gives a process constructed in the same way as the CPDE but where the Poisson point processes  $\mathcal{I}^e, \mathcal{O}^e, \mathcal{C}^e$  and  $\mathcal{R}^e$  have intensities  $\frac{v'}{v}\lambda, v'(1-p), v'p$  and  $v'/v$  respectively. Since  $v'/v > 1$ , we can couple  $\mathcal{R}^e$  with a Poisson point process  $\bar{\mathcal{R}}^e$  with intensity rate 1 in such a way that  $\bar{\mathcal{R}}^e \subseteq \mathcal{R}^e$ ; the process constructed with  $\bar{\mathcal{R}}^e$  instead of  $\mathcal{R}^e$  is a CPDE with parameters  $\frac{v'}{v}\lambda, v'$  and  $p$ . From the coupling it is obvious that survival is easier when replacing  $\mathcal{R}^e$  by  $\bar{\mathcal{R}}^e$ , so  $\lambda_0(v', p) \leq \frac{v'}{v}\lambda$ , and since this inequality holds for all  $\lambda > \lambda_0(v, p)$  it holds for  $\lambda_0(v, p)$  as well, giving the result.

**3.3. Proof of Proposition 2.2.** The lower bound for  $\lambda_0(v, p)$  comes simply from comparing with  $\lambda_0(v, 1)$ , or in other words with a contact process constructed directly using  $\{\bar{\mathcal{I}}^e\}_{e \in E}$  and  $\{\mathcal{R}^e\}_{e \in E}$  respectively as the infection and recovery events. For the contact process dominating the CPDE from below, which yields the upper bound, fix any  $e \in E$  and use the events  $\{\mathcal{O}^e\}_{e \in E}, \{\mathcal{C}^e\}_{e \in E}$ , and  $\{\mathcal{I}^e\}_{e \in E}$  in the graphical representation to construct a process  $\{(\zeta_t(e), N_t(e))\}_{t \geq 0}$  where  $\zeta_t(e)$  is the environment defined above and  $N_t(e) = |\bar{\mathcal{I}}^e \cap [0, t]|$  is the number of valid infections occurring at  $e$  up to time  $t$ . It can be easily checked that this process is Markov and its transition rates are of the form

$$\begin{aligned} (0, k) &\longrightarrow (1, k) && \text{at rate } vp, \\ (1, k) &\longrightarrow (0, k) && \text{at rate } v(1-p), \\ (0, k) &\longrightarrow (0, k+1) && \text{at rate } 0, \\ (1, k) &\longrightarrow (1, k+1) && \text{at rate } \lambda. \end{aligned}$$

From [Bro07, Thm. 1.4],  $(\zeta_t(e), N_t(e))$  can be coupled with a Poisson process  $P_t(e)$  with intensity  $\beta(\lambda, v, p)$ , in such a way that every jump of  $P_t(e)$  coincides with a jump of  $N_t(e)$ . It follows that  $P_t(e)$  defines a Poisson process  $\mathcal{P}^e \subseteq \bar{\mathcal{I}}^e$  and from the independence of the processes across edges, the family  $\{\mathcal{P}^e\}_{e \in E}$  is independent. The result follows from constructing a contact process with the  $\mathcal{P}^e$  marking infection events and the  $\mathcal{R}^e$  marking recoveries.

**Remark 3.1.** A similar argument appears in the proof of Theorem 1(c) of the published version of [Rem08], but unfortunately the proof is flawed, and in fact the argument cannot be applied in the setting of that paper (see the updated arXiv version cited in [Rem08]).

**3.4. Proof of Theorem 2.3.** Fix  $p \in (0, 1]$ . From Proposition 2.2 we already deduced that if  $\lambda > \bar{\lambda}/p$ , then for any  $v$  sufficiently large the process survives, so to prove Theorem 2.3 we need only to show that if  $\lambda < \bar{\lambda}/p$ , then for  $v$  large enough the CPDE dies out. The key idea of the proof is that if we fix an edge  $e \in E$  and call  $t_1, t_2, \dots$  the elements of  $\mathcal{I}^e$  in increasing order, then if  $v$  is large most intervals

$(t_i, t_{i+1})$  will contain an updating event  $s \in \mathcal{U}^e$ , and conditional on that the infection  $t_{i+1}$  is valid with probability  $p$  independently of all previous infection events (and from the ones taking place at different edges). At a heuristic level, this means that we can treat  $\eta_t$  as the usual contact process on  $\mathbb{Z}$  with rate  $\lambda p < \bar{\lambda}$ , which is subcritical.

In order to turn this heuristic into an actual proof we need to control the infection events that do not satisfy the property stated above and show that these cannot account for survival of  $\eta_t$ . We keep track of these infections with the aid of a sequence of processes  $(F_t(e))_{e \in E}$  defined as follows:

**Definition 3.1.** For each  $e \in E$  define a càdlàg process  $F_t(e)$  with values in  $\{0, 1\}$  which starts with  $F_0(e) = 0$  and jumps at times  $t \in \mathcal{I}^e \cup \mathcal{U}^e$  with

$$F_t(e) = \begin{cases} 0 & \text{if } t \in \mathcal{I}^e, \\ 1 & \text{if } t \in \mathcal{U}^e. \end{cases}$$

We say that at time  $t > 0$  the edge  $e$  is *fresh* if  $F_{t-}(e) = 1$ .

In other words,  $F_t$  serves as an indicator function of the set of edges whose latest event in  $[0, t)$  is an update. In order to control the infections taking place at unrefreshed edges we will actually work with a “worst-case scenario” process  $\eta^w$  in which all infections taking place at unrefreshed edges are treated as valid.

**Definition 3.2.** We say that an infection event  $t \in \mathcal{I}^e$  is *weakly valid* if either  $F_{t-}(e) = 0$  or  $F_{t-}(e) = 1$  and  $t \in \bar{\mathcal{I}}^e$ . *Weakly valid paths* are defined analogously to valid paths in Section 3.1, but instead of using only valid infections for the paths to move horizontally, we use weakly valid ones. The process  $(\eta_t^w)_{t \geq 0}$  is defined analogously to the CPDE starting with an initially infected site at  $\{0\}$ , where  $\eta_t^w(x) = 1$  if and only if there is a weakly valid path from  $(0, 0)$  to  $(x, t)$ .

Any valid infection is also weakly valid, so  $\eta_t \leq \eta_t^w$ , and hence in order to show that  $\eta_t$  dies out it suffices to show that  $\eta_t^w$  does. We will do this by studying a third process  $\eta^p$  which we define using an extension of the graphical construction, and which evolves as the desired contact process with rate  $\lambda p$ :

**Definition 3.3.** Consider an enlarged version of the graphical construction in which we split each  $\mathcal{I}^e$  into two independent Poisson processes,  $\mathcal{I}_A^e$  and  $\mathcal{I}_R^e$  with rates  $\lambda p$  and  $\lambda(1-p)$  respectively. We say that an infection event  $t \in \mathcal{I}^e$  is *p-weakly valid* if either  $F_{t-}(e) = 1$  and  $t \in \bar{\mathcal{I}}^e$ , or if  $F_{t-}(e) = 0$  and  $t \in \mathcal{I}_A^e$ . In words, an infection taking place at a fresh edge is *p-weakly valid* if valid, and at an unrefreshed edge we flip a coin to decide. *p-weakly valid paths* are defined analogously to weakly valid paths, and with them we construct a process  $(\eta_t^p)_{t \geq 0}$  analogously to  $\eta^w$ , starting with an initially infected site at  $\{0\}$ .

It follows from its definition that any infection event is *p-weakly valid* with probability  $p$  independently of all previous infections so that, as desired,  $\eta^p$  evolves as the (usual) contact process with rate  $\lambda p$ . On the other hand, notice that every *p-weakly valid* infection is also weakly valid, so the processes above satisfy  $\eta_t^p \leq \eta_t^w$  for each  $t \geq 0$ ; in fact, the two processes essentially drift apart only at times  $\tau_1, \tau_2, \dots$  at which  $\eta^w$  propagates to healthy sites but  $\eta^p$  does not (as well when the offspring of these newly infected sites infect other sites). We formally introduce said times as follows:

**Definition 3.4.** Take  $\tau_0 = 0$  and for each  $k \geq 1$  define

$$\tau_k = \inf\{t > \tau_{k-1}, \exists e = \{x, y\} \in E, \eta_t^p(x) = 0, \eta_t^p(y) = 1 \text{ with } F_{t-}(e) = 0 \text{ and } t \in \mathcal{I}_R^e\}.$$

We use the notation  $x_k$  to denote the vertex in  $e$  at time  $\tau_k$  for which  $\eta_{\tau_k}^p(x) = 0$ . We also use the notation  $N_p$  to refer to the largest  $k \in \mathbb{N} \cup \{\infty\}$  such that  $\tau_k < \infty$ .

Observe that any  $\tau_k$  is associated to an infection taking place at an unrefreshed edge, so as  $v \rightarrow \infty$  we expect to have  $N_p = 0$ , which at a heuristic level would give  $\eta^w \approx \eta^p$ . This in turn allows us to control  $\eta^w$ , since we already know that  $\eta^p$  behaves as a subcritical contact process from our choice of  $\lambda$ . It follows that the next lemma, which formally states our claims about  $N_p$  and  $\eta^p$ , will be key in the proof of the theorem:

**Lemma 3.5.** Fix  $\lambda < \bar{\lambda}/p$ . For any initial configuration  $\zeta_0$ , we have

$$\mathbb{P}_{\zeta_0}(\eta_t^p \neq \emptyset \forall t > 0) = 0.$$

where  $\mathbb{P}_{\zeta_0}$  stands for  $\mathbb{P}(\cdot | \zeta_0)$  as usual. Furthermore,

$$\lim_{v \rightarrow \infty} \sup_{\zeta_0} \mathbb{E}_{\zeta_0}(N_p) = 0,$$

where the supremum is taken over all initial configurations  $\zeta_0 \in \{0, 1\}^E$ .

Using this final ingredient, whose proof we defer to the end of the section, we are now able to prove Theorem 2.3. We will actually show something a little bit stronger, namely that for every initial condition  $\zeta_0$  we have that  $\eta^w$  dies out, i.e. that

$$\mathbb{P}_{\zeta_0}(\forall t \geq 0, \eta_t^w \neq \emptyset) = 0.$$

Define the event

$$A = \{\exists t_0 \geq 0, \eta_{t_0}^p = \emptyset \forall t \geq t_0\},$$

which by Lemma 3.5 occurs with probability 1; in particular, the left hand side of (3.4) equals  $\mathbb{P}_{\zeta_0}(\{(0, 0) \xrightarrow{w} \infty\} \cap A)$ , where for  $y \in \mathbb{Z}$  and  $t \geq 0$  the event  $(y, t) \xrightarrow{w} \infty$  stands for the existence of a weakly valid path  $P$  starting at  $(y, t)$  which is unbounded in its time component. Take a realization of the extended graphical construction and suppose  $P$  is such a path (so that  $(0, 0) \xrightarrow{w} \infty$ ). Then, on  $A$ ,  $P$  must traverse a weakly valid infection event  $(\{x, y\}, t)$  which is not  $p$ -weakly valid, and such that  $\eta_t^p(x) = 0$  and  $\eta_t^p(y) = 1$  (since, otherwise,  $P$  would also count as a weakly valid path). Hence the left hand side of (3.4) is equal to

$$\mathbb{P}_{\zeta_0}(\{\exists k \in \mathbb{N}, \tau_k < \infty \text{ and } (x_k, \tau_k) \xrightarrow{w} \infty\} \cap A) \leq \sum_{k=1}^{\infty} \mathbb{P}_{\zeta_0}(\tau_k < \infty \text{ and } (x_k, \tau_k) \xrightarrow{w} \infty).$$

The  $\tau_k$  are stopping times so by the strong Markov property we get

$$\mathbb{P}_{\zeta_0}(\tau_k < \infty \text{ and } (x_k, \tau_k) \xrightarrow{w} \infty) = \mathbb{E}_{\zeta_0}(\mathbf{1}_{\{\tau_k < \infty\}} \mathbb{P}((x_k, 0) \xrightarrow{w} \infty \mid \zeta_{\tau_k}, F_{\tau_k})).$$

But  $\eta^w$  is decreasing with respect to  $F_0$ , so by taking  $F_0 \equiv 0$  and the taking the supremum with respect to  $\zeta_0$ , we can use the translation invariance (in law) of  $\eta^w$  to deduce

$$\begin{aligned} \mathbb{P}_{\zeta_0}(\tau_k < \infty \text{ and } (x_k, \tau_k) \xrightarrow{w} \infty) &\leq \mathbb{P}_{\zeta_0}(\tau_k < \infty) \sup_{\zeta'_0} \mathbb{P}_{\zeta'_0}((0, 0) \xrightarrow{w} \infty) \\ &= \mathbb{P}_{\zeta_0}(\tau_k < \infty) \sup_{\zeta'_0} \mathbb{P}_{\zeta'_0}(\eta_t^w \neq \emptyset, \forall t \geq 0). \end{aligned}$$

Now,  $\tau_k < \infty$  if and only if  $N_p \geq k$ , so from the above arguments we get

$$\begin{aligned} \mathbb{P}_{\zeta_0}(\eta_t^w \neq \emptyset, \forall t \geq 0) &\leq \sum_{k=1}^{\infty} \mathbb{P}_{\zeta_0}(N_p \geq k) \sup_{\zeta'_0} \mathbb{P}_{\zeta'_0}(\eta_t^w \neq \emptyset, \forall t \geq 0) \\ &= \mathbb{E}_{\zeta_0}(N_p) \sup_{\zeta'_0} \mathbb{P}_{\zeta'_0}(\eta_t^w \neq \emptyset, \forall t \geq 0), \end{aligned}$$

and taking the supremum over  $\zeta_0$  we conclude that

$$\sup_{\zeta_0} \mathbb{P}_{\zeta_0}(\eta_t^w \neq \emptyset, \forall t \geq 0) \leq \sup_{\zeta_0} \mathbb{E}_{\zeta_0}(N_p) \sup_{\zeta'_0} \mathbb{P}_{\zeta'_0}(\eta_t^w \neq \emptyset, \forall t \geq 0).$$

But from Lemma 3.5 we know that if  $v$  is large then  $\sup_{\zeta_0} \mathbb{E}_{\zeta_0}(N_p) < 1$ , so the last inequality gives  $\sup_{\zeta_0} \mathbb{P}_{\zeta_0}(\eta_t^w \neq \emptyset, \forall t \geq 0) = 0$ , proving the theorem.

To finish our proof we need now to prove Lemma 3.5. Observe that if the initial configuration for the environment were to be chosen at random, then from a previous discussion the law of  $\eta^p$  would be that of a contact process with rate  $\lambda p$  and hence it would die out. However, since we start with fixed, given  $\zeta_0$ , the first infection event at every edge could have a higher chance to be a  $p$ -weakly valid one, which means that in  $\eta^p$  the time until the first infection event in each edge has a different distribution; our goal then is to show that this feature cannot account for survival. To this end fix any  $v > 1$  and choose  $\varepsilon > 0$  so that  $\lambda(p + \varepsilon) < \bar{\lambda}$  (recall we are assuming  $\lambda < \bar{\lambda}$ ). Next, take  $s = \log(\frac{1-p}{\varepsilon})$  and finally fix any initial condition  $m_0$  and  $\zeta_0$ . To show that  $\eta^p$  dies out we bound it from above by a process  $\bar{\eta}^p$  defined as follows:

- From times 0 to  $s$ ,  $\bar{\eta}^p$  evolves as a SI process with rate  $\lambda$ , i.e. without recoveries and behaving as if all edges are open, starting with only one infected site at 0. During this time interval the process is constructed using only  $\mathcal{I}$ .
- From time  $s$  onwards,  $\bar{\eta}^p$  is constructed in the same way as  $\eta^p$ .



By construction,  $\tilde{\eta}_s^p$  is an interval of the form  $[-l, r]$  where both  $l$  and  $r$  are Poisson random variables with rate  $\lambda s$ , which are independent of  $\zeta_s$ . Also, the law of  $\zeta_s$  is a product measure with

$$\mathbb{P}(\zeta_s(e) = 1) = \zeta_0(e)e^{-vs} + p(1 - e^{-vs}) \leq p + \varepsilon,$$

from our choice of  $s$  and our assumption  $v > 1$ . Now, it follows that each infection event after time  $s$  has probability at most  $p + \varepsilon$  of being a  $p$ -weakly valid one, independently of all other infection events, so the law of process  $(\tilde{\eta}_{s+t}^p)_{t \geq 0}$  is that of a contact process with rate  $\lambda(p + \varepsilon)$  and with a random initial condition  $[-l, r]$ . From our choice of  $\varepsilon$  this process is subcritical and hence it dies out a.s. for any finite initial condition, so we deduce that  $\mathbb{P}_{\zeta_0}(\eta_t^p \neq \emptyset, \forall t > 0) = 0$  as desired.

We turn now to the second part of the lemma. We define an increasing sequence of events

$$A_n = \{\forall (x, t) \notin [-n, n] \times [0, n], \eta_t^p(x) = 0\},$$

and then use the fact that  $\eta^p$  dies out almost surely for all initial configurations to write

$$\sup_{\zeta_0} \mathbb{E}_{\zeta_0}(N_p) \leq \sum_{n=1}^{\infty} \sup_{\zeta_0} \mathbb{E}_{\zeta_0}(N_p \mathbf{1}_{A_n \setminus A_{n-1}}).$$

As before, observe that each  $\tau_k$  corresponds to an infection event taking place at an unrefreshed edge, and that, on the event  $A_n$ ,  $\eta_t^p(x) = 1$  implies that  $(x, t) \in [-n, n] \times [0, n]$  so that  $N_p$  is bounded by the amount  $M_n$  of said infections taking place inside  $[-n, n] \times [0, n]$ . Thus

$$\sup_{\zeta_0} \mathbb{E}_{\zeta_0}(N_p) \leq \sum_{n=1}^{\infty} \sup_{\zeta_0} \mathbb{E}_{\zeta_0}(M_n \mathbf{1}_{A_n \setminus A_{n-1}}).$$

We claim that each summand goes to zero as  $v \rightarrow \infty$ . Indeed, fix some  $n \in \mathbb{N}$  and take  $v > 16\lambda^2 n^2$ . Next, divide  $M_n$  into  $M_n = \bigcup_{x=-n}^{n-1} M_{n, \{x, x+1\}}$ , where each  $M_{n, e}$  corresponds to the number of infections occurring at edge  $e$  at times when  $e$  was fresh and before time  $n$ . By translation invariance we obtain, for  $e = \{0, 1\}$ ,

$$\sup_{\zeta_0} \mathbb{E}_{\zeta_0}(M_n \mathbf{1}_{A_n \setminus A_{n-1}}) \leq \sup_{\zeta_0} \mathbb{E}_{\zeta_0}(M_n) \leq (2n - 1) \sup_{\zeta_0} \mathbb{E}_{\zeta_0}(M_{n, e}).$$

Notice now that the initial configuration does not affect  $M_{n, e}$ , so we use the notation  $\mathbb{P}$  instead  $\mathbb{P}_{\zeta_0}$ . Call  $t_0 = 0$  and  $t_1, t_2, \dots$  the elements of  $\mathcal{I}^e$ . The variable  $M_{n, e}$  is equal to the cardinality of the set  $\{k \in \mathbb{N}, t_k \leq n \wedge \mathcal{U}^e \cap (t_{k-1}, t_k) = \emptyset\}$ , so its expectation is equal to

$$\sum_{k=1}^{\infty} \mathbb{P}(t_k \leq n \wedge \mathcal{U}^e \cap (t_{k-1}, t_k) = \emptyset).$$

If  $k \leq \sqrt{v}$  we bound the above probability by  $\mathbb{P}(\mathcal{U}^e \cap (t_{k-1}, t_k) = \emptyset)$ , which is the probability that the next event in  $\mathcal{I}^e \cup \mathcal{U}^e$  following  $t_k$  belongs to  $\mathcal{I}^e$ , and hence is equal to  $\lambda/(v + \lambda)$ . Otherwise, if  $k > \sqrt{v}$  we bound by  $\mathbb{P}(t_k \leq n)$ , which by a large deviation argument and our assumption on  $v$ , is less than  $(e/4)^k$ . Using these bounds, we conclude that, as desired,

$$\sup_{\zeta_0} \mathbb{E}_{\zeta_0}(M_n \mathbf{1}_{A_n \setminus A_{n-1}}) \leq (2n - 1) \left[ \frac{\lambda\sqrt{v}}{\lambda + v} + 4 \left(\frac{e}{4}\right)^{\sqrt{v}} \right] \xrightarrow{v \rightarrow \infty} 0.$$

Next we observe that each  $M_n$  is bounded by the total number  $I_n$  of infection events taking place within  $[-n, n] \times [0, n]$ ;  $I_n$  is a Poisson random variable which does not depend on the initial configuration and which has  $\mathbb{E}(I_n) = 2n^2\lambda$ , so a similar large deviation argument shows now that for all  $m > 8n^2\lambda$  we have  $\mathbb{P}(I_n \geq m) \leq (\frac{e}{4})^m$ , giving

$$\sup_{\zeta_0} \mathbb{E}_{\zeta_0}(I_n \mathbf{1}_{A_n \setminus A_{n-1}}) \leq 8n^2\lambda \sup_{\zeta_0} \mathbb{P}_{\zeta_0}(A_n \setminus A_{n-1}) + 4 \left(\frac{e}{4}\right)^{8n^2\lambda}.$$

Using Theorems 2.34 and 2.48 in [Lig99], we know that for a subcritical contact process  $X_t$  with rate  $\tilde{\lambda}$  on  $\mathbb{Z}$  starting with one infected site at 0, there are constants  $c_1, c_2 > 0$  depending on  $\tilde{\lambda}$  alone such that for all  $n > 0$ , the event  $\{\exists (x, t) \notin [-n, n] \times [0, n], X_t(x) = 1\}$  has probability at most  $c_1 e^{-c_2 n}$ . In our case the initial condition is given, as above, as a random interval  $[-l, r]$ , but  $l$  and  $r$  have exponential tails so the result still holds (with constants  $c_1$  and  $c_2$  which depend on  $\tilde{\lambda}$  and the distribution of  $l$  and

$r$ , but not on  $v$  or  $\zeta_0$ ). We deduce then that there are  $c_1$  and  $c_2$  independent of  $v$ ,  $m_0$  and  $\zeta_0$  such that  $\mathbb{P}_{\zeta_0}(A_{n-1}^c) \leq c_1 e^{-c_2(n-1)}$ , giving

$$\sum_{n=1}^{\infty} \sup_{\zeta_0} \mathbb{E}_{\zeta_0}(I_n \mathbf{1}_{A_n \setminus A_{n-1}}) \leq \sum_{n=1}^{\infty} \left[ 8c_1 n^2 \lambda e^{-c_2(n-1)} + 4 \left( \frac{e}{4} \right)^{8n^2 \lambda} \right] < \infty,$$

and the result now follows from the Dominated Convergence Theorem and (3.4).

**3.5. Proof of Theorem 2.4.** As we mentioned above, our evolving networks lie halfway between a finite and an infinite graph: even though at all times  $\mathbb{Z}$  is partitioned into finite components, every two sites are eventually connected by space-time paths. The idea behind the proof of Theorem 2.4 is simple: for small enough values of  $v$ , in the time scale of the infection the environment looks almost static, giving it time to become extinct in all but exceptionally large components, which are too rare to account for survival.

In order to implement this idea we will use a block construction which proceeds in two stages. In the first one we simply partition  $\mathbb{Z} \times \mathbb{R}$  into blocks of the form  $D_k \times [nT, (n+1)T)$ ,  $k, n \in \mathbb{N}$ , where  $D_k = [kr_0, (k+1)r_0 - 1]$ ; the parameters  $T$  and  $r_0$  will be fixed later. These blocks will be used to define a collection of random variables as a function of the environment, which in turn will lead to the definition of new (less regular) blocks which will be the ones used to show extinction. Say that an edge  $e \in E$  is  $n$ -closed if  $\zeta_t(e) = 0$  for all  $t \in [nT, (n+1)T)$ ; this means that  $e$  acts as a barrier for the infection throughout the whole time interval. Next, given  $k, n \in \mathbb{N}$ , and thinking of now of the edge  $\{k, k+1\}$  at the level of the block construction (i.e. as an edge connecting  $D_k$  to  $D_{k+1}$ ), we define

$$V_{\{k, k+1\}, n} = \mathbf{1}_{\text{no edge } (j, j+1) \text{ with } j \in D_k \text{ is } n\text{-closed}};$$

$V_{\{k, k+1\}, n} = 0$  indicates that an infection living on the left of  $D_k$  cannot reach  $D_{k+1}$  during the time interval  $[nT, (n+1)T)$  (and viceversa). Next we let

$$y_{k, n} = \begin{cases} \min\{z \in D_k : (z, z+1) \text{ is } n\text{-closed}\} & \text{if } V_{\{k, k+1\}, n} = 1, \\ (k+1)r_0 - 1 & \text{if } V_{\{k, k+1\}, n} = 0. \end{cases}$$

and use these definitions to construct the new blocks  $B_{k, n} \subseteq \mathbb{Z} \times \mathbb{R}$  as

$$B_{k, n} = [y_{k-1, n} + 1, y_{k, n}] \times [nT, (n+1)T).$$

In words, each  $y_{k, n}$  corresponds to the (left vertex of the) leftmost barrier encountered by the infection in  $D_k$  on the time interval  $[nT, (n+1)T)$ , if there is any, or the rightmost vertex of  $D_k$  if there is none; see Figure 2 for a picture.

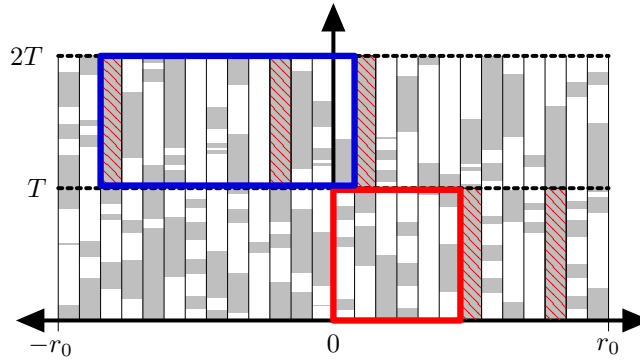


FIGURE 2. Gray rectangles represent intervals where the edge is absent, and hatched rectangles represent the barriers given by  $n$ -closed edges. In this case there are no 0-disconnected edges between  $-r_0$  and 0, so the block  $(-1, 0)$  ends at 0 and therefore the block  $B_{0,0}$  (in red) goes from 0 to the first barrier it encounters to the right. The block  $B_{0,1}$  (in blue), on the other hand, goes from the leftmost barrier between  $-r_0$  and 0, to the leftmost one between 0 and  $r_0$ .

The construction of the blocks  $B_{k, n}$  is random, and depends on  $\zeta$  in a rather complicated way, but it will be useful to us due to the following properties, which are easy to check:

- The blocks partition  $\mathbb{Z} \times \mathbb{N}$ .
- The vertex  $kr_0$  always belongs to  $B_{k, n}$  (that is,  $\{kr_0\} \times [nT, (n+1)T) \subseteq B_{k, n}$ ). In particular, each block has length between 1 and  $2r_0 - 1$ .



- If  $V_{\{k-1,k\},n} = V_{\{k,k+1\},n} = 0$ , then there are barriers separating  $B_{k,n}$  from  $B_{k-1,n}$  and  $B_{k+1,n}$ . This implies that if any infection in  $B_{k,n}$  gets locally *quarantined* during the time interval  $[nT, (n+1)T)$ .

The key property is the last one, since it implies that the infection should die out in  $B_{k,n}$  with high probability if  $T$  is large enough (compared to  $r_0$ ). Define now

$$U_{k,n} = \mathbf{1}_{\text{there is a valid path contained in } B_{k,n} \text{ which starts at time } nT \text{ and ends at time } (n+1)T}.$$

While the  $V$  variables account for the connectivity between blocks, the  $U$  variables account for the behaviour of the infection inside them, and together they will give us enough information to control  $\eta$ . To this end we will make use of a discrete-time process  $\{Z_n\}_{n \in \mathbb{N}}$  taking values in the set of intervals of  $\mathbb{Z}$ , which is constructed as follows:

- (1) Set  $Z_0 = [\underline{z}, \bar{z}]$  where  $B_{\underline{z},0}$  and  $B_{\bar{z},0}$  are respectively the leftmost and rightmost block containing an initially infected site, that is a point of the form  $(x, 0)$  with  $\eta_0(x) = 1$ .
- (2) If  $Z_n = \emptyset$  the infection has died out, so we set  $Z_{n+1} = \emptyset$ . Otherwise,  $Z_n$  is of the form  $Z_n = [\underline{z}, \bar{z}]$  and to construct  $Z_{n+1}$  we first define a random variable  $r_n$  representing the rightmost block which can possibly contain an infection at time  $(n+1)T$ . This construction of this variable depends on the value of  $V_{\{\bar{z}, \bar{z}+1\},n}$ :
  - (a) If  $V_{\{\bar{z}, \bar{z}+1\},n} = 1$ , there is no barrier between  $B_{\bar{z},n}$  and  $B_{\bar{z}+1,n}$  so we let the infection propagate to the right until it finds a barrier, i.e. we define  $r_n$  as the smallest  $k > \bar{z}$  with  $V_{\{k,k+1\},n} = 0$ .
  - (b) If  $V_{\{\bar{z}, \bar{z}+1\},n} = 0$ , there is a barrier between  $B_{\bar{z},n}$  and  $B_{\bar{z}+1,n}$  so the infection cannot propagate to the right. In this case we define  $r_n$  as the largest  $k \leq \bar{z}$  such that either  $V_{\{k-1,k\},n} = 1$  or  $U_{k,n} = 1$ . Note that for all  $r_n < k \leq \bar{z}$  we have both  $V_{\{k-1,k\},n} = V_{\{k,k+1\},n} = 0$  and  $U_{k,n} = 0$ , so the infection is *trapped* inside each block  $B_{k,n}$  and it dies out there before time  $(n+1)T$ .
- (3) If  $r_n < \underline{z}$  then the infection dies out, so we set  $Z_{n+1} = \emptyset$ . Otherwise we define analogously a random variable  $l_n$  representing the leftmost block possibly containing an infection at time  $(n+1)T$ . Finally we set  $Z_{n+1} = [l_n - 1, r_n + 1]$  (note that in this case we have necessarily that  $l_n \leq \bar{z}$ ).

In the construction we need to set  $Z_{n+1}$  as  $[l_n - 1, r_n + 1]$  instead of  $[l_n, r_n]$  because vertices contained in a block  $B_{k,n}$  are not necessarily contained in  $B_{k,n+1}$  but can be in either  $B_{k-1,n+1}$ ,  $B_{k,n+1}$  or  $B_{k+1,n+1}$ . The next result shows that  $\{Z_n\}_{n \in \mathbb{N}}$  in fact provides a suitable upper bound for  $\eta$ :

**Proposition 3.6.** *Take  $k \in \mathbb{Z}$  and  $n \in \mathbb{N}$ . If there is some  $x \in \mathbb{Z}$  with  $(x, nT) \in B_{k,n}$  such that  $\eta_{nT}(x) = 1$ , then  $k \in Z_n$ . In particular,  $Z_n = \emptyset$  implies that  $\eta_{nT} \equiv 0$ .*

*Proof.* We prove this by induction. The case  $n = 0$  is clear from the definition of  $Z_0$ . Now suppose  $x \in \mathbb{Z}$  is infected at time  $(n+1)T$ , and let  $B_{k,n}$  the block containing  $(x, (n+1)T)$ . To prove that  $k \in Z_{n+1}$  we start by noticing that there is some valid path  $P$  connecting  $(y, nT)$  and  $(x, (n+1)T)$  for some  $y \in \mathbb{Z}$  with  $\eta_{nT}(y) = 1$ . Let  $B_{k_y,n}$  the block containing  $(y, nT)$ ; by the induction hypothesis we have  $k_y \in Z_n$ . Let also  $B_{k_x,n}$  be the block containing  $x$  right before time  $(n+1)T$ ; we will show that  $k_x \in [l_n, r_n]$  by considering three possibilities:

Case 1:  $k_x \notin Z_n$ . In this case  $k_y \neq k_x$  and the existence of a valid path from  $(x, nT)$  to  $(y, (n+1)T)$  implies that  $V_{\{k',k'+1\},n} = 1$  for all  $k'$  between  $k_x$  and  $k_y$ . From the construction this gives  $k_x \in [l_n, r_n]$ .

Case 2:  $k_x \in Z_n$  and either  $V_{\{k_x-1,k_x\},n} = 1$  or  $V_{\{k_x,k_x+1\},n} = 1$ . Notice that, from the construction, the only way in which some  $z \in Z_n$  can fail belong to  $Z_{n+1}$  is that  $V_{\{z-1,z\},n} = V_{\{z,z+1\},n} = 0$  and  $U_{z,n} = 0$ . So in this case  $k_x \in [l_n, r_n]$  follows directly.

Case 3:  $k_x \in Z_n$  and  $V_{\{k_x-1,k_x\},n} = V_{\{k_x,k_x+1\},n} = 0$ . Now the infection is trapped in  $B_{k,n}$ , so the valid path  $P$  connecting  $(x, nT)$  and  $(y, (n+1)T)$  must be entirely contained in  $B_{k_x,n}$ , and in particular  $k_x = k_y$ . This in turn implies  $U_{k_x,n} = 1$ , and arguing as in the last case we obtain  $k_x \in [l_n, r_n]$ .

So have  $k_x \in [l_n, r_n]$ , but  $(x, nT) \in B_{k_x,n}$  implies  $(x, (n+1)T) \in B_{k_x-1,n+1} \cup B_{k_x,n+1} \cup B_{k_x+1,n+1}$  so in particular  $l_n - 1 \leq k \leq r_n + 1$ , and the result follows.  $\square$

We will say that  $Z$  dies out if it ever reaches  $\emptyset$ . Proposition 3.6 shows that in order to prove Theorem 2.4 it is enough to prove that  $Z$  dies out. The following lemma gives a criterion for this to happen almost surely:

**Lemma 3.7.** *Suppose that the variables  $U_{k,n}$  and  $V_{e,n}$  are stochastically bounded by an i.i.d. family of Bernoulli random variables with parameter  $\epsilon > 0$ . If  $\epsilon$  is small enough, then  $Z$  dies out a.s. for any finite initial configuration.*

*Proof.* From our construction, it is easily seen that  $Z$  is increasing in the  $U$  and  $V$  variables, so all we need to show is extinction in the case where these variables are i.i.d. with parameter  $\epsilon$ . More precisely we will show that the process  $\{|Z_n|\}_{n \in \mathbb{N}}$  reaches 0 almost surely (note that in the present situation this process is Markovian). To deduce this observe that, from the construction of  $Z_{n+1}$ , and for any given  $|Z_n| > 0$ ,

$$\{|Z_{n+1}| = 0\} = \{V_{e,n} = 0 \text{ for every edge } e \text{ touching a vertex in } Z_n \text{ and } U_{x,n} = 0 \forall x \in Z_n\}.$$

Since there are  $|Z_n|$  such vertices and  $|Z_n| + 1$  such edges, the probability of this event is  $(1 - \epsilon)^{2|Z_n| + 1}$ , which is always positive but tends to zero as  $|Z_n| \rightarrow \infty$ . From this argument, proving that the hitting time of 0 is finite is equivalent to proving that the process  $|Z_n|$  does not escape to infinity, that is,  $|Z_n|$  conditioned on not getting extinct is recurrent. Being a Markov chain on  $\mathbb{N}$ , to show recurrence it will be enough to find a negative upper bound for the function

$$\mathbb{E}\left(|Z_{n+1}| - |Z_n| \mid |Z_n| = k\right)$$

for all  $k$  sufficiently large (actually, we need only to assume  $k \geq 5$ ). In order to find this upper bound fix any  $Z_n$  with  $|Z_n| \geq 5$  and define a vector  $\vec{w} \in \{0, 1\}^{10}$  containing the variables  $U_{k,n}$  for all vertices  $k$  in the set

$$\{\min Z_n, \min Z_n + 1, \max Z_n - 1, \max Z_n\}$$

and the variables  $V_{e,n}$  for all edges touching those vertices. Since we are assuming  $|Z_n| \geq 5$ , all these vertices and edges are distinct so  $\vec{w}$  is unconstrained. Noticing that  $|Z_{n+1}|$  is increasing with the  $U$  and  $V$  variables we can use  $\vec{w}$  to bound 3.5 from above by

$$\mathbb{E}\left(|Z_{n+1}| - |Z_n| \mid |Z_n| = k, \vec{w} = \vec{0}\right) \cdot (1 - \epsilon)^{10} + \mathbb{E}\left(|Z_{n+1}| - |Z_n| \mid |Z_n| = k, \vec{w} = \vec{1}\right) \cdot [1 - (1 - \epsilon)^{10}].$$

For the first term we observe that on the event  $\{\vec{w} = \vec{0}\}$  we have  $r_n < \max Z_n - 1$  and  $l_n > \min Z_n + 1$ , so by definition of  $Z_{n+1}$  we get  $|Z_{n+1}| - |Z_n| \leq -2$ . For the second term,  $\vec{w} = \vec{1}$  implies that  $V_{e,n} = 1$  for the edge to the right of  $\max Z_n$ , so  $r_n$  is the first vertex  $k$  with  $V_{\{k, k+1\}, n} = 0$ . Since all the  $V$  variables are i.i.d.  $r_n$  follows a geometric distribution on  $\{1, 2, \dots\}$  with parameter  $1 - \epsilon$ , and an analogous result is true for  $l_n$ , so  $\mathbb{E}(|Z_{n+1}| - |Z_n| \mid |Z_n| = k, \vec{w} = \vec{1}) = \frac{4 - 2\epsilon}{1 - \epsilon}$ , giving

$$\mathbb{E}(|Z_{n+1}| - |Z_n| \mid |Z_n| = k) \leq -2(1 - \epsilon)^{10} + \frac{4 - 2\epsilon}{1 - \epsilon} [1 - (1 - \epsilon)^{10}]$$

which is negative for small enough  $\epsilon$ . □

Thanks to the lemma, all that remains to prove is that for any  $\lambda > 0$ ,  $p \in (0, 1)$  and  $\epsilon > 0$ , we can choose  $v$ ,  $T$  and  $r_0$  in such a way that we can couple our  $U$  and  $V$  variables with an i.i.d.  $\text{Ber}(\epsilon)$  family. To this end take  $v = 1/T$  and fix  $\delta_0 = \frac{e^{-1} + (1-p)(1-e^{-1}) - e^{-p}}{1 - e^{-p}} (1-p)e^{-p} \in (0, 1)$ , which, as we will show later with the aid of (3.8), is a lower bound for the probability of an edge being  $n$ -closed for this choice of  $v$ . Next, take  $r_0 \in \mathbb{N}$  large enough so that  $(1 - \delta_0)^{r_0} < \epsilon$ , and choose  $T > 0$  to be sufficiently large so that, letting  $\tau_{\text{ext}}$  be the extinction time of the standard contact process running on the interval  $[0, 2r_0]$  starting with every vertex infected, we have  $\mathbb{P}(\tau_{\text{ext}} \geq T) < \epsilon$ .

Now, observe that all the  $V$  variables depend only on  $\zeta$ , and that given a realization of the environment the  $U$  variables depend on the  $\mathcal{I}$  and  $\mathcal{R}$  processes on disjoint sets, so they are independent. Furthermore, each block  $B_{k,n}$  has length at most  $2r_0 - 1$  so our choice of  $T$  yields  $\mathbb{P}(U_{k,n} = 1 \mid \zeta) < \epsilon$  as desired for any realization of  $\zeta$ . On the other hand, each  $V_{\{k, k+1\}, n}$  depends on the  $\mathcal{U}$  process and the  $\mathcal{C}$  variables on  $D_k$ , so  $V_{e,n}$  and  $V_{e',m}$  are independent as long as  $e \neq e'$ . So all that remains to prove now is that

$$\mathbb{P}(V_{e,n} = 1 \mid V_{e, n-1}, \dots, V_{e,0}) \leq \epsilon$$

for any  $e \in E$  and  $n \in \mathbb{N}$ . This inequality will follow from the next result, whose easy but tedious proof is deferred until the end of this section.

**Proposition 3.8.** Fix  $v, p$  and  $T$ . For given  $e \in E$  define  $w_n^e = \mathbf{1}_{\zeta_t(e) = 0}$  for all  $t \in [nT, (n+1)T)$ . Then for all  $n \in \mathbb{N}$ ,

$$\mathbb{P}(w_n = 0 \mid w_{n-1}, \dots, w_0) \geq \delta \quad \text{with} \quad \delta = (1-p)e^{-pvT} \left[ \frac{e^{-vT} + (1-p)(1-e^{-vT}) - e^{-pvT}}{1-e^{-pvT}} \right].$$

Notice that replacing  $v = 1/T$  in the definition of  $\delta$  we recover  $\delta_0$  and using that

$$V_{\{k, k+1\}, n} = 1 \iff \text{for all edges in } [kr_0, (k+1)r_0] \text{ we have } w_n^e = 1,$$

Proposition 3.8, together with the independence of the  $\zeta_t$  processes on different edges, imply that

$$\mathbb{P}(V_{e, m} = 1 \mid V_{e, m-1}, \dots, V_{e, 0}) \leq (1-\delta_0)^{r_0} \leq \epsilon.$$

This completes the proof of the theorem.

**3.6. Proof of Theorem 2.5.** In the proof of Theorem 2.4 we were given fixed  $p$  and  $\lambda$  and had to find small enough  $v$  such that the CPDE could be coupled with a process  $Z$  which dies almost surely. The challenge in this section is to find a similar coupling with  $v$  fixed and  $p$  small which *does not depend on*  $\lambda$ . Our proof is based on the fact that when  $p$  is small enough most vertices are isolated, and in those vertices the contact process dies out in time of order 1.

Fix  $v > 0$ , take  $\epsilon$  as in Lemma 3.7, and choose an auxiliary parameter  $M > \max\{\epsilon^{-1}, v \log(\epsilon^{-1})\}$ . Now choose  $p$  small enough so that

$$(1-p)e^{-pM} \frac{e^{-M} + (1-p)(1-e^{-M}) - e^{-pM}}{1-e^{-pM}} \geq 1 - \epsilon$$

(which is possible by our choice of  $M$  because the expression on the left goes to  $1 - \frac{1-e^{-M}}{M} \geq 1 - \frac{1}{M}$  as  $p \rightarrow 0$ ). Consider now the process  $Z$  used in the proof of Theorem 2.4 with  $T = M/v$  and  $r_0 = 1$  (which are independent of  $\lambda$ ). Notice that with this particular choice of the parameters, the blocks  $B_{k, n}$  are of the form  $\{k\} \times [\frac{nM}{v}, \frac{(n+1)M}{v})$  and the  $U$  and  $V$  variables take the simpler form

$$\begin{aligned} V_{e, n} &= \mathbf{1}_{\zeta_t(e)=1 \text{ for some } t \in [nT, (n+1)T)}, \\ U_{x, n} &= \mathbf{1}_{\mathcal{R}^x \cap [nT, (n+1)T) = \emptyset}. \end{aligned}$$

By the arguments of the previous section, it is enough to show that our choice of parameters yields

$$\mathbb{P}(U_{k, n} = 1) \leq \epsilon \quad \text{and} \quad \mathbb{P}(V_{e, n} = 1 \mid V_{e, n-1}, \dots, V_{e, 0}) \leq \epsilon.$$

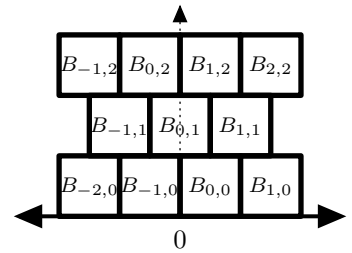
For the first inequality, observe that  $\mathbb{P}(U_{k, n} = 1) = e^{-T} = e^{-M/v} \leq \epsilon$  from our choice of  $M$ , while for the second inequality we can use Proposition 3.8 directly with  $w_n^e = V_{e, n}$  to obtain

$$\mathbb{P}(V_{e, n} = 1 \mid V_{e, n-1}, \dots, V_{e, 0}) \leq 1 - \delta$$

with  $\delta$  as defined in (3.8). Replacing  $T = M/v$  we see that  $\delta$  is equal to the expression on the left hand side of (3.6), and the desired inequality follows.

**3.7. Proof of Theorem 2.6.** Our goal is to prove that if  $p$  is sufficiently close to 1, then for every  $v > 0$  we can take  $\lambda$  large enough so that the infection process  $\eta$  survives. To this end we use again a block construction argument, this time based on the usual comparison with oriented percolation as introduced in [Dur84].

For any  $T > 0$  we divide  $\mathbb{Z} \times [0, \infty)$  into blocks  $B_{k, n}$  the form  $B_{k, n} = \mathcal{J}_{k, n} \times [nT, (n+1)T)$  with  $\mathcal{J}_{k, n} = \{4k - 2n, \dots, 4k - 2n + 3\}$ . Note that, with this choice, half of each block lies on top of each of the two adjacent blocks in the row below it, as shown in the picture. For each  $k$  and  $n$  we say that the block  $B_{k, n}$  is “good”, an event which we denote as  $\mathcal{W}_{k, n}$ , if the following conditions hold:



- (c1) For each edge  $e$  lying inside  $\mathcal{J}_{k, n}$  we have  $\mathcal{O}^e \cap [nT, (n+1)T) \neq \emptyset$ .
- (c2) For each edge  $e$  lying inside  $\mathcal{J}_{k, n}$  we have  $\mathcal{C}^e \cap [nT, (n+1)T) = \emptyset$ .
- (c3) Let  $T_{k, n} = \bigcup_{x, e \text{ inside } \mathcal{J}_{k, n}} \mathcal{R}^x \cup \mathcal{C}^e \cup \mathcal{O}^e \cap [nT, (n+1)T)$ . Then  $|t_1 - t_2| > \delta$  for all  $t_1, t_2 \in T_{k, n} \cup \{nT, (n+1)T\}$ .
- (c4) For all edge  $e$  lying inside  $\mathcal{J}_{k, n}$  we have  $\mathcal{I}^e \cap \left[ nT + \frac{lT\delta}{6}, nT + \frac{(l+1)T\delta}{6} \right] \neq \emptyset$  for all  $0 \leq l < \frac{6}{\delta}$ .

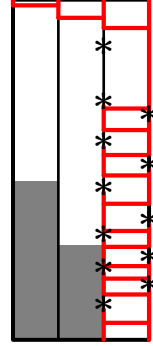
In words, conditions **(c1)** and **(c2)** say that all edges lying inside  $\mathcal{J}_{k,n}$  become available at some time in  $[nT, (n+1)T)$  and remain so until time  $(n+1)T$ , while conditions **(c3)** and **(c4)**, on the other hand, ensure that between two non-infection events there is a (not necessarily valid) infection between each pair of neighbouring vertices in  $\mathcal{J}_{k,n}$ .

Next now choose the parameters of our model and our block construction. Fix  $\epsilon > 0$  and take  $M > 0$  large enough so that  $e^{-M/2} \leq \epsilon/12$  and then  $p$  close enough to 1 so that  $1 - e^{-M(1-p)} \leq \epsilon/12$  (this will determine the value of the parameter  $p_1$  which we are looking for in Theorem 2.6). Now fix  $v > 0$  and take  $T = M/v$ . Focusing on a single block  $B_{k,n}$  we have that:  $\mathbb{P}(\text{c1}) = (1 - e^{-Mp})^3 > 1 - \frac{\epsilon}{4}$  from our choice of  $M$ ;  $\mathbb{P}(\text{c2}) = e^{-3(1-p)M} > 1 - \frac{\epsilon}{4}$  from our choice of  $p$ ;  $\mathbb{P}(\text{c3}) \nearrow 1$  as  $\delta \searrow 0$ , so we can choose  $\delta > 0$  small enough such that  $\mathbb{P}(\text{c3}) \geq 1 - \epsilon/4$ ; and having fixed  $\delta$ ,  $\mathbb{P}(\text{c4}) \nearrow 1$  as  $\lambda \nearrow \infty$ , so we can take  $\lambda$  large enough such that  $\mathbb{P}(\text{c4}) \geq 1 - \epsilon/4$ . From this choice of the parameters we conclude that  $\mathbb{P}(\mathcal{W}_{k,n}) \geq 1 - \epsilon$  for each  $k$  and  $n$ .

Take now the directed graph with vertex set  $\{B_{k,n}\}_{k \in \mathbb{Z}, n \in \mathbb{N}}$  and where each block  $B_{k,n}$  has  $B_{k,n+1}$  and  $B_{k+1,n+1}$  as directed neighbors. Since all of the events  $\mathcal{W}_{k,n}$  are independent, by taking the subgraph of all the blocks satisfying these events we recover the two-dimensional site percolation model of [Dur80] with percolation parameter at least  $1 - \epsilon$ . By choosing  $\epsilon$  sufficiently small we deduce that with positive probability there is an infinite path  $(B_{k_n,n})_{n \in \mathbb{N}}$  starting at  $B_{0,0}$  (which, from our construction of the network satisfies  $k_{n+1} \in \{k_n, k_n + 1\}$  for each  $n$ ). Observe that by choosing  $\epsilon$  we fix the value of  $p = p_1$ , while the parameter  $v$  only determines  $T$ . We claim that on the event where this infinite path exists, we obtain survival of  $\eta$  as soon as  $\mathcal{J}_{0,0}$  contains two adjacent vertices  $x_0, y_0$  such that  $\eta_0(x_0) = \eta_0(y_0) = \zeta_0(\{x_0, y_0\}) = 1$ .

To prove this claim, observe that conditions **(c1)**-**(c4)** imply that at time  $T$ ,  $\eta_T(x) = 1$  and  $\zeta_T(e) = 1$  for each vertex  $x$  and edge  $e$  in  $\mathcal{J}_{0,0}$ . Indeed, from condition **(c1)**, if an edge is absent in  $\mathcal{J}_{0,0}$  at time 0, then it appears at some point in the time interval  $[0, T)$ . On the other hand, from condition **(c2)** no edge can disappear in this interval. We deduce that the edge  $\{x_0, y_0\}$  remains available throughout  $[0, T)$  and that all edges are available at time  $T$ , giving  $\zeta_T \equiv 1$  inside  $\mathcal{J}_{0,0}$ .

Furthermore, observe that from condition **(c3)** we can actually deduce that  $\zeta_{T-\delta} \equiv 1$  inside  $\mathcal{J}_{0,0}$ , since there are no updating or recovery events in  $[T - \delta, T]$ . To deduce the analogous result for  $\eta$  enumerate the recovery events of  $x_0$  and  $y_0$  as  $r_1, r_2, \dots$ . Conditions **(c3)** and **(c4)** imply that there is always an infection event between these vertices at each interval  $(r_j, r_{j+1})$  which is valid since the edge  $\{x, y\}$  is available at all times. In particular, we deduce that at time  $T - \delta$  either  $x$  or  $y$  (or both) are infected, but in the time interval  $[T - \delta, T)$  there are no infection or recovery events and all edges are available, so from condition **(c4)** we can easily obtain the existence of valid infection paths from  $x$  and  $y$  to all sites in  $\mathcal{J}_{0,0}$ .



Now half of the block  $B_{k_1,1}$  lies on top of  $B_{0,0}$ , so from the observation,  $\mathcal{J}_{k_1,1}$  contains two adjacent vertices  $x_1, y_1$  such that  $\eta_T(x_1) = \eta_T(y_1) = \zeta_T(\{x_1, y_1\}) = 1$ , and we can repeat the argument above to conclude that at time  $2T$ ,  $\eta_{2T}(x) = 1$  and  $\zeta_{2T}(e) = 1$  for each vertex  $x$  and edge  $e$  in  $\mathcal{J}_{k_1,1}$ . Repeating this argument iteratively we conclude that at each time  $nT$  there are vertices  $x, y \in \mathcal{J}_{k_n,n}$  such that  $\eta_{nT}(x) = \eta_{nT}(y) = 1$ , yielding survival of  $\eta$ .

**3.8. Proof of Proposition 3.8.** Recall that  $w_n(e) = 1$  is equivalent to  $\zeta_t(e) = 0$  for all  $t \in [nT, (n+1)T)$  and notice that  $\mathbb{P}(w_n(e) = 0 | \mathcal{F}_{nT}) = e^{-pvT} \mathbf{1}_{\{\zeta_{nT}(e)=0\}}$ , where  $\mathcal{F}_{nT}$  is the  $\sigma$ -algebra generated by  $\zeta$  up until time  $nT$ . Thus it is enough to show that

$$\mathbb{P}(\zeta_{nT}(e) = 0 | w_{n-1}, \dots, w_0) \geq (1-p) \left[ \frac{e^{-vT} + (1-p)(1 - e^{-vT}) - e^{-vpT}}{1 - e^{-vpT}} \right] =: \delta'.$$

One can check that  $\delta' \leq (1-p)(1 - e^{-vT})$ , so in particular we have the result for the case  $n = 0$ . For the case  $n \geq 1$  we improve the inequality and show that  $\delta'$  is a lower bound for

$$\mathbb{P}(\zeta_{nT}(e) = 0 | w_{n-1}, \zeta_{(n-1)T}(e), w_{n-2}, \dots, w_0)$$

which, is equal to  $\mathbb{P}(\zeta_T(e) = 0 | w_0, \zeta_0(e))$ . Since  $\zeta_0(e) = 1$  implies that  $w_0 = 0$ , there are three cases to be considered.

Assume first that  $\zeta_0(e) = 1$ . Then  $\zeta_T(e) = 0$  if and only if  $\mathcal{U} \cap [0, T] \neq \emptyset$  and the last updating event is in  $\mathcal{O}^e$ . The probability of such an event is  $(1-p)(1-e^{-vT})$ , which is larger than  $\delta'$ . On the other hand, if  $w_0 = 0$  then, trivially,  $\zeta_T(e) = 0$ , so the probability is 1.

We are left with controlling the case  $w_0 = 1$ ,  $\zeta_0(e) = 0$ . Here we compute the conditional probability directly. For the numerator, it is easy to see that the event  $\{\zeta_T(e) = 0, w_0 = 1, \zeta_0(e) = 0\}$  corresponds to  $\zeta_0(e) = 0$  and  $|\mathcal{U}^e \cap [0, T]| \geq 2$  with the last updating event belonging to  $\mathcal{C}^e$  and from the rest at least one belonging to  $\mathcal{O}^e$ . The probability of this event is  $(1-p)^2 \sum_{n=2}^{\infty} [1 - (1-p)^{n-1}] e^{-vT} \frac{(vt)^n}{n!} = (1-p)[e^{-vT} + (1-p)(1-e^{-vT}) - e^{-vpT}]$ . For the denominator, the event  $\{w_0 = 1, \zeta_0(e) = 0\}$  corresponds to  $\zeta_0(e) = 0$  and  $\mathcal{O}^e \cap [0, T] \neq \emptyset$ , so it has probability  $(1-p)(1-e^{-vpT})$ . Dividing the two expressions we obtain  $\delta'$ , and hence the proposition follows.

**Acknowledgements.** Both authors were supported by Programa Iniciativa Científica Milenio grant number NC120062 through Nucleus Millennium Stochastic Models of Complex and Disordered Systems, and by Conicyt Basal-CMM Proyecto/Grant PAI AFB-170001. DR was also supported by Fondecyt Grant 1160174, while AL was supported by the CONICYT-PCHA/Doctorado nacional/2014-21141160 scholarship.

## REFERENCES

- [BBL18] F. Ball, T. Britton, K. Leung, and D. Sirl. *A stochastic SIR network epidemic model with preventive dropping of edges*. Aug. 2018. eprint: [arXiv:1808.08100](https://arxiv.org/abs/1808.08100).
- [Bro07] E. I. Broman. Stochastic domination for a hidden markov chain with applications to the contact process in a randomly evolving environment. *Ann. Probab.* 35.6 (Nov. 2007), pp. 2263–2293.
- [BS06] E. I. Broman and J. E. Steif. Dynamical stability of percolation for some interacting particle systems and e-movability. *Ann. Probab.* 34.2 (Mar. 2006), pp. 539–576.
- [Can18] V. H. Can. Super-exponential extinction time of the contact process on random geometric graphs. *Combinatorics, Probability and Computing* 27.2 (2018), 162–185.
- [CD09] S. Chatterjee and R. Durrett. Contact processes on random graphs with power law degree distributions have critical value 0. *Ann Probab* 37 (Dec. 2009).
- [C+13] A. Clementi, P. Crescenzi, C. Doerr, P. Fraigniaud, M. Isopi, A. Panconesi, F. Pasquale, and R. Silvestri. Rumor spreading in random evolving graphs. In: vol. 48. Feb. 2013.
- [Dur80] R. Durrett. On the growth of one dimensional contact processes. *Ann. Probab.* 8.5 (Oct. 1980), pp. 890–907.
- [Dur84] R. Durrett. Oriented percolation in two dimensions. *Ann. Probab.* 12.4 (Nov. 1984), pp. 999–1040.
- [GSS14] G. Giakkoupis, T. Sauerwald, and A. Stauffer. Randomized rumor spreading in dynamic graphs. In: July 2014.
- [HPS97] O. Haggstrom, Y. Peres, and J. Steif. Dynamical percolation. *Annales de l'Institut Henri Poincaré (B) Probability and Statistics* 33 (Sept. 1997).
- [Har74] T. E. Harris. Contact interactions on a lattice. *Ann. Probab.* 2.6 (Dec. 1974), pp. 969–988.
- [JLM18] E. Jacob, A. Linker, and P. Morters. *Metastability of the contact process on fast evolving scale-free networks*. To appear in *Annals of Applied Probability*. 2018. eprint: [arXiv:1807.09863](https://arxiv.org/abs/1807.09863).
- [JM17] E. Jacob and P. Morters. The contact process on scale-free networks evolving by vertex updating. *Royal Society Open Science* May 2017 (May 2017).
- [J+19] Y. Jiang, R. Kasseem, G. York, M. Junge, and R. Durrett. SIR epidemics on evolving graphs. *arXiv e-prints* (2019). [arXiv: 1901.06568](https://arxiv.org/abs/1901.06568) [[math.PR](https://arxiv.org/archive/math)].
- [LS17] S. Lalley and W. Su. Contact processes on random regular graphs. *Ann. Appl. Probab.* 27.4 (Aug. 2017), pp. 2061–2097.
- [Lig85] T. Liggett. *Interacting Particle Systems*. Vol. 276. Springer-Verlag Berlin Heidelberg, 1985.

- [Lig99] T. Liggett. *Stochastic Interacting Systems: Contact, Voter and Exclusion Processes*. Vol. 324. Springer-Verlag Berlin Heidelberg, 1999.
- [Rem08] D. Remenik. The contact process in a dynamic random environment. *Ann. Appl. Probab.* 18.6 (Dec. 2008), pp. 2392–2420. See also the errata at eprint: [arXiv:0901.2480v2](https://arxiv.org/abs/0901.2480v2).

(A. Linker) DEPTO. DE INGENIERÍA MATEMÁTICA, UNIVERSIDAD DE CHILE, AV. BEAUCHEF 851, TORRE NORTE, PISO 5, SANTIAGO, CHILE

*E-mail address:* `alinker@dim.uchile.cl`

(D. Remenik) DEPTO. INGENIERÍA MATEMÁTICA AND CENTRO DE MODELAMIENTO MATEMÁTICO (UMI-CNRS 2807), UNIVERSIDAD DE CHILE, AV. BEAUCHEF 851, TORRE NORTE, PISO 5, SANTIAGO, CHILE

*E-mail address:* `dremenik@dim.uchile.cl`