

New Item Consumption Prediction Using Deep Learning

Michael Shekasta
Ben-Gurion University of the Negev
Beer Sheva, Israel
shkasta@post.bgu.ac.il

Gilad Katz
Ben-Gurion University of the Negev
Beer Sheva, Israel
katzgila@post.bgu.ac.il

Asnat Greenstein-Messica
Ben-Gurion University of the Negev
Beer Sheva, Israel
asnadm@post.bgu.ac.il

Lior Rokach
Ben-Gurion University of the Negev
Beer Sheva, Israel
liorrk@bgu.ac.il

Bracha Shapira
Ben-Gurion University of the Negev
Beer Sheva, Israel
bshapira@post.bgu.ac.il

ABSTRACT

Recommendation systems have become ubiquitous in today's online world and are an integral part of practically every e-commerce platform. While traditional recommender systems use customer history, this approach is not feasible in 'cold start' scenarios. Such scenarios include the need to produce recommendations for new or unregistered users and the introduction of new items. In this study, we present the Purchase Intent Session-based (PISA) algorithm, a content-based algorithm for predicting the purchase intent for cold start session-based scenarios. Our approach employs deep learning techniques both for modeling the content and purchase intent prediction. Our experiments show that PISA outperforms a well-known deep learning baseline when new items are introduced. In addition, while content-based approaches often fail to perform well in highly imbalanced datasets, our approach successfully handles such cases. Finally, our experiments show that combining PISA with the baseline in non-cold start scenarios further improves performance.

CCS CONCEPTS

• **Information systems** → **Recommender systems**; • **Computing methodologies** → **Neural networks**; *Supervised learning by classification*;

KEYWORDS

Recommendation system, session-based recommendations, deep learning

ACM Reference Format:

Michael Shekasta, Gilad Katz, Asnat Greenstein-Messica, Lior Rokach, and Bracha Shapira. 2021. New Item Consumption Prediction Using Deep Learning. In *Proceedings of ACM Conference (Conference'17)*, Jennifer B. Sartor, Theo D'Hondt, and Wolfgang De Meuter (Eds.). ACM, New York, NY, USA, 9 pages. https://doi.org/10.475/123_4

Permission to make digital or hard copies of part or all of this work for personal or classroom use is granted without fee provided that copies are not made or distributed for profit or commercial advantage and that copies bear this notice and the full citation on the first page. Copyrights for third-party components of this work must be honored. For all other uses, contact the owner/author(s).

Conference'17, July 2017, Washington, DC, USA
© 2021 Copyright held by the owner/author(s).
ACM ISBN 123-4567-24-567/08/06.
https://doi.org/10.475/123_4

1 INTRODUCTION

Recommendation systems (RSs) [7] aid users in handling information overload by recommending unfamiliar items that suit the user's preferences and needs. RSs collect information on the user's preferences for the items in a given domain (e.g., music, movies, e-commerce, etc.) and then attempt to predict what other items the user is likely to find relevant. Information on users' preferences may be acquired explicitly (e.g., with rating, like/dislike, etc.) or by implicitly monitoring the users' actions.

The most popular recommender system approaches include the [3]: *collaborative*, *content-based*, and *hybrid* techniques. Collaborative filtering algorithms [15, 28] rely on the similarity of collaborative historical data both of users and items to produce future recommendations. The content-based approach [4, 23, 24] attempts to recommend items based on the similarity of their content features, such as description (e.g., an item catalog) or proximity in a taxonomy. Hybrid recommendation algorithms [9] often combine the approaches presented above to create a more robust recommendation model.

In this study, we focus on session-based recommendations [21]. In this setting, we attempt to determine whether a sequence of items reviewed by the user during a session is likely to end with a purchase. In addition to being reflective of real-world scenarios, this problem is also challenging because of the need to model inter-item dependencies. Recent studies related to session-based recommendation [13, 16, 17] focus on predicting the next item of the session and producing a top-k recommendation list, rather than predicting the consumption intent. We believe that predicting the intent of the user early in the session might open the door to numerous methods aimed at improving the session outcome. One example is the application of intervention during a session based on the predicted intent. Thus, if for example, the system predicts that a user is likely to leave the session without buying, it might offer a discount to change the user's intent. Moreover, we also address the cold start scenario for purchase intent prediction in sessions where the history of the user's purchasing behavior is not available for new items in the system. This scenario is typical to dynamic e-commerce sites that add new items regularly to the inventory. Unfortunately this challenge has not yet been addressed by the research community.

We present PISA, a content-based purchase prediction method for session-based recommendations. Our approach consists of two phases: first, we use the item descriptions and categories to create

word embeddings that model the relationships among items. Next, we use these embeddings to model the items in each session and predict the likelihood of a purchase. We evaluate the performance of our approach on a large commercial dataset containing over 1.6M sessions and 18,000 items.

Our experiments show that the proposed approach can significantly outperform the deep learning state of the art baseline in cold start scenarios, which are considered to be one of the main challenges to recommendation systems [30]. In addition, we show that when we integrate the proposed approach with existing baselines, we obtain greater improvement. Finally, our evaluation shows that PISA performs well on highly imbalanced datasets, a setting that is very difficult for recommendation systems [6, 29].

Our contributions in this study are as follows:

- We present a novel content-based purchase prediction approach for session-based purchase prediction. Our approach utilizes word embeddings to model the relations among items and can be used both on its own and in combination with standard collaborative filtering approaches.
- We demonstrate the effectiveness of our approach in cold start scenarios and in cases where the data is highly imbalanced. These two scenarios are known to be particularly challenging for most recommendation algorithms.
- We evaluate our results on a large commercial dataset to validate our results and analyze the performance of our approach on different product categories.

2 RELATED WORK

2.1 Session-Based Recommendation

Much of the work in the area of recommender systems has focused on models that work when a user is identified in a system and a clear user profile can be built. Session-based recommendation, where a user is anonymous or not logged in yet and the recommendations are based on short session available data instead of a lengthy user history, is quite common in real-life. In such cases, the item-to-item recommendation approach is commonly used [19]. Items which are usually clicked or bought along with the items the user clicked are recommended. Another approach used for session-based recommendation [21] uses Markov Decision Process (MDP) methods, which are based on sequential stochastic decision problems and Bayesian Personalized Ranking [27]. Recently, recurrent neural networks (RNNs) were applied to session-based recommendation with excellent results [17]. The sequence of items the user clicked during the session is fed into the RNN to predict other items the user may like. Since representing items by one-hot encoding drastically increases the feature space because of the large item inventory, dimensionality reduction using Word2Vec [22] or GloVe [25] models is often used before feeding the sequence into the RNN [13]. In [16], the authors showed that incorporating the item's image feature vector into the RNN further improves the accuracy of the recommendation.

One of the challenges associated with session-based recommendation is predicting the consumer's consumption intent based on the user clicks so far [6]. Based on this prediction, an e-commerce vendor may suggest different promotions to the consumer to improve the conversion rate. One of the key challenges of this task

stems from the extreme class imbalance of the data, since only a small fraction of the sessions conclude with a purchase. Gradient boosting trees combined with an intensive feature engineering was used by [29] to solve the consumption intent in the 2015 RecSys Challenge [6]. In [8], the researchers show that using temporal dynamic features is effective for this purpose. Recently, [26] used a combination of a rich set of session-based features and a clickstream representation of the session to predict the consumption intent.

2.2 Item Cold Start Problem

The cold start problem is one of the major challenges in the design and deployment of recommender systems. An item cold start occurs when new items are introduced into the system. In e-commerce scenarios, new items are constantly added and hence, there is a need to address the item cold start problem. In this situation, the historical behavioral data (ratings, purchases, clicks, etc.) required for the item-to-item based approach to work properly is lacking.

Several methods have been introduced to address this problem [30]. Most of the proposed methods adopt a content-based approach and utilize the content of new items, in order to identify items with similar content, and subsequently recommend these new items to users. Recent research leveraged a deep learning approach to generate an embedded item representation to address the item cold start problem in a collaborative filtering scenario, where new items should be recommended to recurrent users. In [5], the authors showed that using an embedded text representation based on an RNN for rich text items, such as scientific paper recommendation, outperforms the state of the art matrix factorization approach for the item cold start scenario. Furthermore, [32] present a meta-learning strategy implemented by a deep neural network architecture to address item cold start for tweet recommendation. Their approach significantly beats the matrix factorization approach for this scenario.

Unlike previous research which leveraged a deep neural network-based model to address the item cold start scenario in a collaborative filtering scenario where new items are recommended to recurrent users, the proposed PISA approach leverages deep neural network architecture to address the item cold start problem to predict highly imbalanced consumption intent for anonymous users, where no historical user behavioral data is available.

3 PROBLEM FORMULATION

The underlying assumption in this research is that users commonly examine several items prior to their decision to purchase. Hence, we model users' session activity as a sequence of click events for items and purchase events. For example, $(c_1, c_2, c_3, c_4, b_4)$ denotes a user session consisting of four click events on four different items followed by a single buy event. Our goal is to predict whether the user will purchase at least one item during a given session (i.e., consumption intent), based on the user's first few clicks. By learning to predict the consumer's consumption intent, one can improve the overall sales conversion by selectively offering promotions.

General definitions. For our task, we assume that each user is capable of carrying out the following actions on a set of items I which belong to the product catalog:

- “Buy” – purchase item $i \in I$. Denoted by b_i
- “Click” – click on item $i \in I$. Denoted by c_i

A session S_j of length L is defined as a sequence of L click events that a specific user performed in an e-commerce website on different items $i_m \in I$ within a time window of 24 hours $(c_{j,i_1}, c_{j,i_2}, \dots, c_{j,i_L})$. Different sessions are different lengths. Our goal is to predict the probability that the session j will end with a purchase of at least one product (session output $O_j = 1$) based on the session’s click events $P(O_j = 1|S_j)$.

Catalog for Content-Based Recommendation. We assume the existence of a catalog. For the purpose of this research, the catalog contains the following information about each item $i \in I$:

- Item category: $C_i \in C_1, \dots, C_K$, where K is the number of item categories
- Item description: D_i , which is represented by a sequence of Q words $(w_{i1}..w_{iQ})$ where each word w_{id} belongs to a predefined vocabulary V . The description length Q may vary among items. Each word is represented by a one-hot vector h , which contains V bits. The bit which corresponds to the specific word index in the vocabulary is set to one, while the rest of the bits are set to zero.
- Item title: T_i , which is represented by a sequence of R words $(w_{i1}..w_{iR})$ where each word w_{it} belongs to a predefined vocabulary. The title length R may vary among items. Each word is represented by a one-hot vector of size V as described above.

4 THE PROPOSED METHOD

We present a deep learning content-based algorithm that utilizes the description of items (from a catalog) and the items’ categories to enhance the ability to predict purchase intent. We hypothesize that the content-based approach is beneficial for cold start scenarios involving new items. We present two variants of our proposed approach: the first relies solely on the textual content (the categories and description of each item), while the second combines the textual approach with the common item ID-based approach. We denote these two approaches as *content-based* and *integrated*, respectively.

Content-based Approach (PISA). This approach consists of two components, which are presented in Figures 1 and 2; the first component is for generating the item embedding (the embedding component), and the second is for sequence purchase prediction (the prediction component). The output of the first component serves as the input of the second component. We now describe each component in detail.

The goal of the embedding component is to create a dense semantic representation of the items and the categories they belong to. As shown in multiple domains [5, 11, 18], embedding-based representations are capable of capturing latent connections among items with little or no explicit correlation. The embedding component receives the description of an item as input and attempts to predict its category, thus encouraging the final embedding to group words that are common to items of the same category closer together. A gated recurrent unit (GRU) layer [10] is added, in order to consider the order of words that appear in the description, as well as the

words themselves. Upon completion of the training, we remove the softmax layer [31] and use the output of the fully connected layer (“Dense_1” in Figure 1) as input for the prediction component. The rest of the network remains unchanged (i.e., no further updating of the weights) throughout the remainder of the prediction component. The prediction component receives a sequence of items as input, with the representation of each component generated by the embedding component. The items in the sequence are analyzed iteratively. Once the entire sequence has been analyzed, the prediction component attempts to predict whether or not a purchase has taken place. While the embedding component utilizes the GRU architecture to generate the embedding, the prediction component utilizes LSTM. This decision, as with the layer dimensions, was made empirically.

The prediction component receives a sequence of items as input, with the representation of each component generated by the embedding component. The items in the sequence are analyzed iteratively. Once the entire sequence is analyzed, the prediction component attempts to predict whether or not a purchase will take place. While the embedding component utilizes the GRU architecture to generate the embedding, the prediction component utilizes LSTM. This decision, as with the layer dimensions, was made empirically.

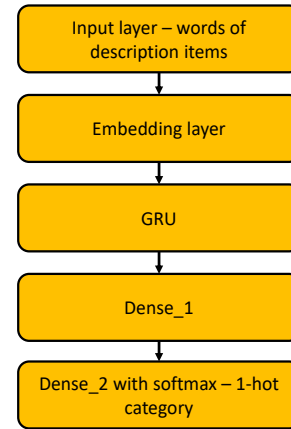


Figure 1: Text model diagram - component one

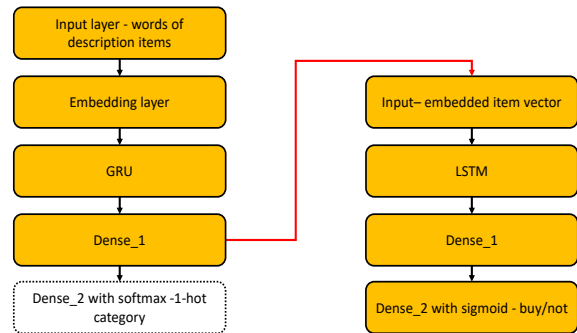


Figure 2: Text model diagram - component two

Integrated approach. This approach, which is presented in Figure 3, consists of the same embedding component described in the previous approach, but the prediction component has been modified so it also combines a sequence of item IDs as input.

The prediction component receives two types of input:

- (1) The sequence of clicked items (the same input as in the content-based approach).
- (2) A sequence of item IDs, along with the ID of the user whose click sequence is currently being analyzed. Each input is analyzed separately using two LSTM layers, and the two outputs are then concatenated and fed into a dense layer (Dense_1). Finally, upon the completion of each sequence, the architecture outputs the likelihood of a purchase.

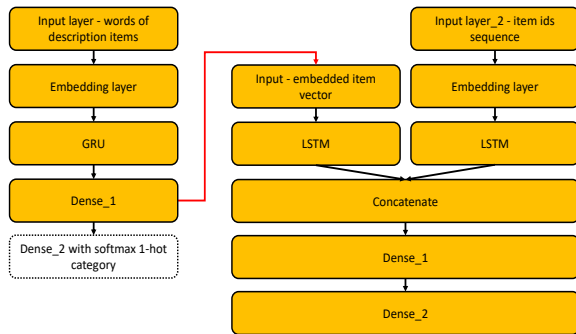


Figure 3: Integrated model diagram

5 EVALUATION

5.1 The Dataset

We use a proprietary dataset from a leading e-commerce site that provides personal recommendations of items for registered and guest users. The data consists of *events* and an *item catalog*. This dataset is unique because it includes content data for items (for example, the item description) and event data (clickstream, purchased items).

Events. We consider the following user actions as events:

- (1) Buy – the user purchases a specific item.
- (2) Click – the user clicks on an item.

For each event, we record the following features: type (buy or click), timestamp, user ID, and item ID.

Our data was collected during a period of one month and consists of 1,674,963 sessions, 1,505,789 users, 18,308 unique items, 6,471,816 click actions, and 207,438 purchase actions. Approximately 4% of all sessions end with purchases, where the average number of purchased items per session is three. We define a session as all actions that a user took on the website for a period of 24 hours. We limited our experiments to sessions of up to ten clicked items, in order to filter out very lengthy sessions that are suspected as errors in the data. Figures 6 and 7 present the distribution of session length that ends with/without purchase. To facilitate session analysis, we use *padding* and *pruning* to fit short and long sessions respectively. Examples of these two actions are shown in Figures 4 and 5. When

padding is required, it is added prior to the original events of the session. When pruning is required, we keep the ten most recent events.

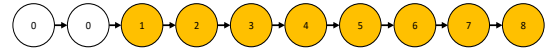


Figure 4: Padding sequence

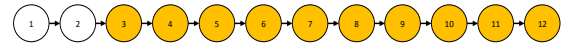


Figure 5: Pruning sequence

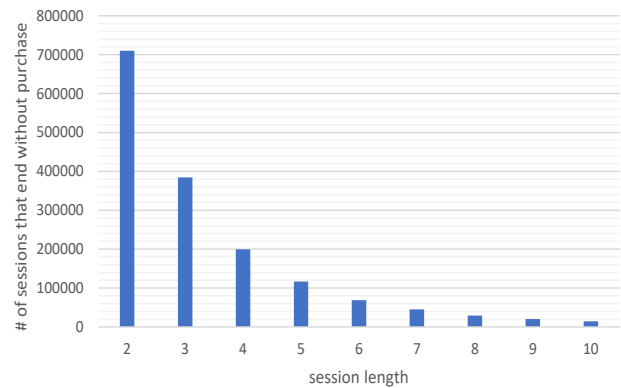


Figure 6: The number of sessions of each length and the percentage of sessions that have at least one purchased item

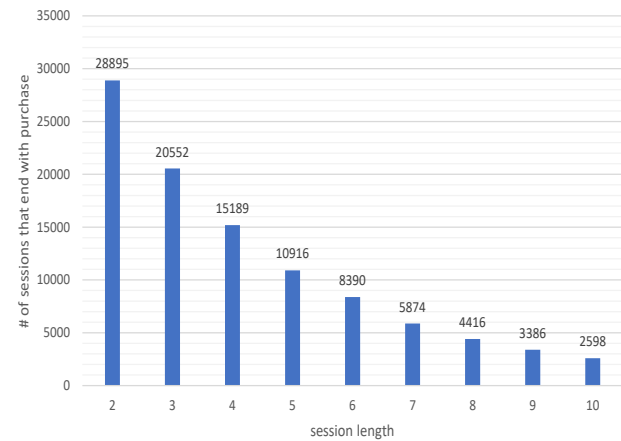


Figure 7: The number of sessions of each length and the percentage of sessions where no item was purchased

The item catalog. The catalog is written in German. The fields that we consider in our experiments are:

- (1) Item id – a unique identifier

- (2) Item category – items are divided into 13 categories (books, house & garden, etc.)
- (3) Title – the name of the product
- (4) Short description – short description in English (roughly one sentence)

The item title and description are appended to create the text describing each item. As explained in Section 4, we use the item category to train the loss function of the embedding component. For this reason, the item category is not directly included in the description of the items.

5.2 Experimental Setup

Our data was collected during 30 days in August 2016 (August 31st was not included). We used the data of August 29 and 30 as validation and test sets respectively (as done in [17]) for all scenarios. The number of sessions in the training set was 1,604,640, while the number of sessions in the validation and test sets were 70,323 and 67,753 respectively.

We conduct three sets of experiments: *All-Data*, *cold-start*, and *random removal*:

- **All-Data.** In this experiment, we run on the data “as-is”.
- **Cold-start.** We define a cold start session as one that has at least one previously unseen item. However, there are not enough sessions in the test set that meet this criterion for a meaningful evaluation. To increase the number of cold start sessions in the test set, we randomly sample $X\%$ of the items associated with each category from the training set and then remove every session that contains any of the sampled items from the training set.
- **Random removal.** This experiment was designed to rule out the possibility that the superior performance of PISA (compared to the baseline) in the cold start experiment stemmed from the smaller available dataset rather than its ability to gain new insight from item descriptions. In this experimental setting, we remove the same number of sessions as in the cold start experiments, but we do so randomly.

The following settings were used in all experiments (we set the different parameters empirically):

- The deep neural models used in our experiments were implemented using the Keras library [2].
- We use the nltk library [1] to tokenize item descriptions.
- The baseline used in our experiments was implemented using the Item2Vec model [17] which was trained maximum 20 epochs. The Item2Vec model was also used as the “standard” user-item collaborative recommendation component in the integrated approach presented in Section 4.
- The Adam optimizer [20] was used in all of our experiments, along with a learning rate of 0.001.
- All LSTM and GRU architectures in our experiments consisted of 150 units.
- Our proposed models were trained for 20 epochs. The validation set is then used to select the top-performing model configuration.
- We used the AUC measure [14] to evaluate the results of our experiments. Our reason for choosing this measure is that

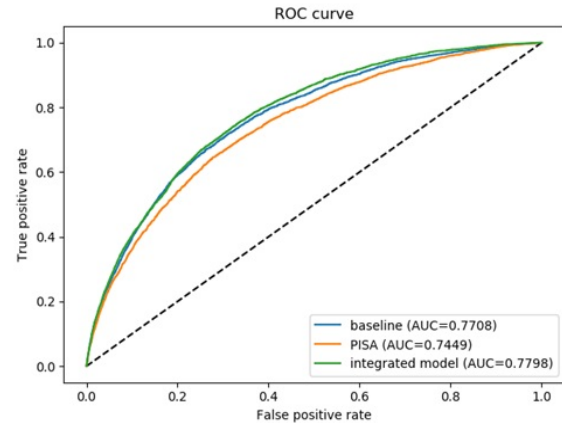


Figure 8: Consumption intent prediction - ROC curve

it captures algorithmic performance across a range of true positive/false positive rates rather than a single threshold.

- We used the DeLong statistical test [12] to determine whether the differences in performance among the three algorithms were significant.
- We also use average precision [33] as an evaluation metric.

5.3 Results

We begin by presenting the evaluation results for the three scenarios described in Section 5.2.

All-Data experiments. Figure 8 presents the ROC curves of the three evaluated approaches: the content-based, integrated, and baseline. It is clear that the integrated approach outperforms both the content-based approach and the baseline, while the content-based approach fares worst. The difference between the integrated approach and the baseline was found to be statistically significant ($p < 0.01$ using the DeLong statistical test [12]) as was the difference between the baseline and the content-based approach. It should be noted, though, that while the content-based approach does not use user-item data, it still did not fall far behind the other approaches that do leverage this information.

Cold start experiments. As described in Section 5.2, we remove a varying percentage of items from the training set (and all associated transactions) in order to create a larger percentage of cold start sessions in the test set. Table 1 describes the characteristics of the train and test datasets for different percentages of removed items.

The results of the cold start experiments are presented in Figure 9. It is clear that although the content-based approach initially underperforms the other two approaches, its relative performance increases as the percentage of cold start item increases. The integrated approach also outperforms the baseline in most cases. All of the differences in performance among the three approaches are statistically significant except in the case of 30% and 40% removed items (the baseline and integrated approaches do not perform in a statistically significant manner in the case of 10% and 80% removed

items).

Random removal experiments. The results of this experiment are presented in Figure 10, and they clearly show that the content-based approach consistently underperforms compared to the other two approaches and the difference between the content-based approach and the other two approaches is statistically significant.

The above results verify our hypothesis that the superior performance of the content-based and integrated approaches in the cold start experiments were indeed the result of more "cold" items, rather than simply a smaller dataset.

6 DISCUSSION

Additional analysis of cold start scenarios. In order to further analyze the performance of our model in cold start scenarios, we conducted an additional set of tests. We trained our models on the original train set but evaluated it on two test sets with varying percentages of cold start sessions. The first test set contained *no cold-start sessions*, while in the other test we set the ratio of the two to 50%.

Figures 13, 12 and 11 present our results for the two test sets. In Figure 13, we can see that the content-based approach fares significantly worse when no cold start items are included in the sessions. It should be noted, though, that the integrated approach outperforms the baseline (the difference was not statistically significant). On the other hand, when the percentage of sessions with cold start items was 50% (Figures 12 and 11), the content-based approach outperformed the integrated approach and the baseline by a wide margin. It is also important to note that the integrated approach outperforms the baseline in this scenario as well.



Figure 13: Cold start scenario experiments – consumption intent prediction AUC for sessions with no cold items

Evaluating our approach across different product categories. While the content-based model significantly outperforms the baseline when the number of cold start sessions is high, we wanted to further understand the conditions that enable our model to outperform the baseline under "normal" circumstances. For this reason, we conduct a category-by-category analysis of the results of the

"All-Data" experiments (see Section 5.2). Our analysis found major differences in the performance of our model across the different product categories, as shown in Figure 14. While it is difficult to reach definitive conclusions due to the black-box nature of deep neural networks, several insights can be drawn:

- **Sufficient number of items.** As in many applications involving deep learning, a sufficient amount of data is needed to ensure that the deep neural architecture converges. This is apparently the case not only at the dataset level – where we had >250,000 items to learn from despite not all of them being included in the sessions - but at the category level as well. In general, our approach fared better in categories where the number of items was high. It is important to note that while the average number of items-per-category presented in Table 3 may lead to the opposite conclusion, this value is skewed due to a small number of categories with an order of magnitude more items than others, despite never being part of a session. The high standard deviation for these product categories illustrates this point.
- **Item description length.** While our experiments show that even a short description of each item is sufficient in order for PISA to perform, our analysis verifies the rather intuitive conclusion that longer item descriptions enable our approach to perform better. As shown in Table 3, the product categories in which our method outperformed the baseline tend to have longer descriptions (on average) and a smaller standard deviation.
- **Number of training sessions.** Somewhat surprisingly, the number of sessions available for training had no discernible effect on our model's performance. In fact, some of our best-performing categories had relatively few sessions, as shown in Table 3. This leads us to conclude that our approach is capable of learning across categories and that our word embeddings are effective in modeling the latent connections among items.

We also try to assess the influence of the number of clicked items in sessions. Unfortunately, there are no significant differences between the models. We believe that this is the result of the diversity among the users of the e-commerce website.

7 CONCLUSIONS AND FUTURE WORK

In this study, we present PISA, a content-based approach for the cold start scenario in session-based purchase prediction. Our approach uses word embeddings to model the content of items from multiple categories and provides these embeddings as input to a recurrent neural network. PISA is highly effective in cold start scenarios, where multiple items are not previously known, but it is less effective in small datasets. We believe that using content data can be useful in sessions that have new items. Our approach is also highly effective when combined with standard user-item recommendation systems; our evaluation shows that PISA outperforms the other approaches and that the difference between PISA's performance and the performance of the other approaches is statistically significant in many cases.

For future work, we plan to extend our framework so it can provide purchase prediction for specific items in a session. In addition,

Table 1: Dataset statistics for the cold start experiments. The numbers in brackets are the percentage of sessions in which a “buy” event took place. “Cold” sessions are sessions which include at least one item that is not included in the train dataset. In “warm” sessions all of the items are included in the train dataset.

% Removal	# Sessions – train set	# ‘Cold’ sessions – test set	# ‘Warm’ sessions – test set	% ‘Cold’ sessions
0%	1,674,964 (6.33%)	14 (7.14%)	67,740 (5.81%)	<0.5%
10%	1,382,802 (6.16%)	10,484 (7.02%)	57,269 (5.588%)	15.47%
20%	1,143,907 (5.975%)	23,009 (6.56%)	44,744 (5.424%)	33.96%
30%	904,386 (5.709%)	28,463 (6.721%)	39,290 (5.149%)	42.01%
40%	768,666 (5.68%)	31,337 (7.075%)	36,416 (4.72%)	46.25%
50%	768,666 (5.68%)	31,337 (7.075%)	36,416 (4.72%)	58.87%
60%	487,472 (5.57%)	46,243 (6.276%)	21510 (4.807%)	68.25%
70%	402,543 (5.972%)	48,365 (6.147%)	19,388 (4.967%)	71.38%
80%	341,875 (5.708%)	52,979 (6.227%)	14,774 (4.312%)	78.19%

Table 2: Dataset statistics for random removal experiments. The numbers in brackets are the percentage of sessions in which a “buy” event took place. “Cold” sessions are sessions which include at least one item that is not included in the train dataset. In “warm” sessions all of the items are included in the train dataset.

% Removal	# Sessions – train set	# ‘Cold’ sessions – test set	# ‘Warm’ sessions – test set	% ‘Cold’ sessions
0%	1,674,964 (6.33%)	14 (7.14%)	67,740 (5.81%)	<0.5%
10%	1,507,467 (6.34%)	392 (8.163%)	67,361 (5.796%)	0.58%
20%	1,339,971 (6.324%)	407 (7.862%)	67,346 (5.797%)	0.60%
30%	1,339,971 (6.324%)	407 (7.862%)	67,346 (5.797%)	0.59%
40%	1,004,978 (6.33%)	435 (8.506%)	67,318 (5.792%)	0.64%
50%	837,482 (6.345%)	512 (8.008%)	67,241 (5.793%)	0.76%
60%	669,986 (6.327%)	593 (7.757%)	67,160 (5.792%)	0.88%
70%	502,489 (6.335%)	800 (6.75%)	66,953 (5.798%)	1.18%
80%	334,993 (6.405%)	1,074 (6.238%)	66,679 (5.802%)	1.59%

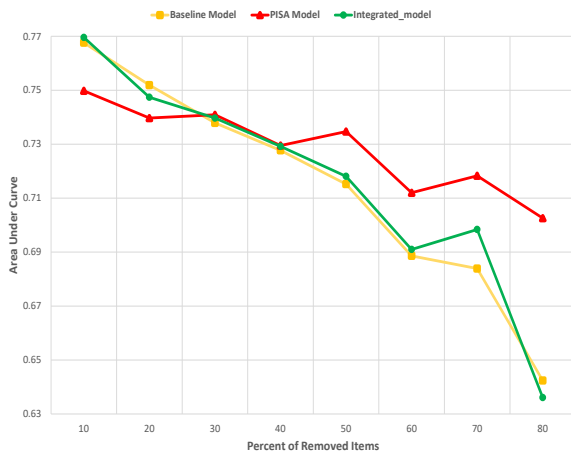


Figure 9: Cold start scenario experiments - consumption intent prediction models' AUC

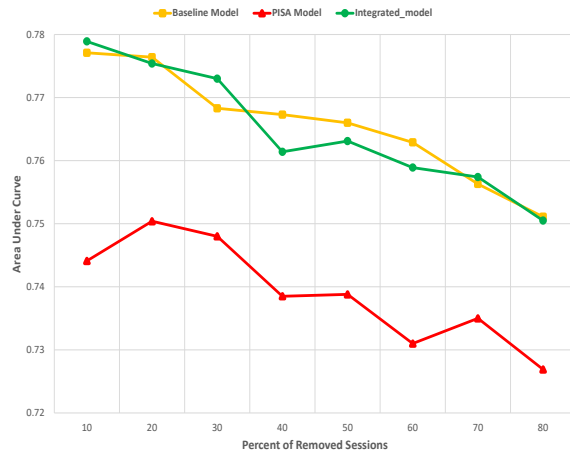


Figure 10: Random removal scenario experiments - consumption intent prediction models' AUC

we plan to test additional deep architectures - such as autoencoders. for the content-based recommendation process. Finally, we intend to enrich our input with meta-data such as timestamps, click counts, geographical location, etc.

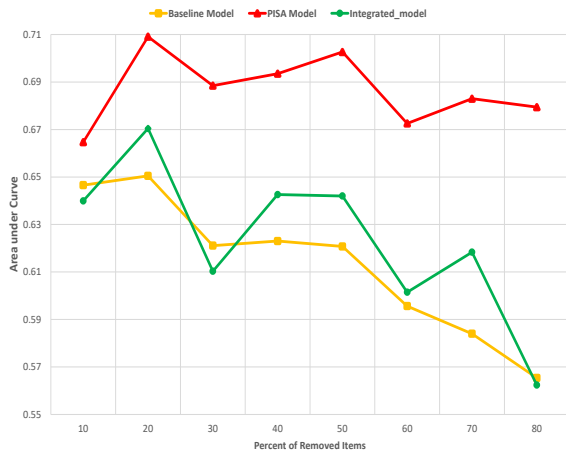


Figure 11: Cold start scenario experiments - consumption intent prediction average precision (at least 50% cold items per session)

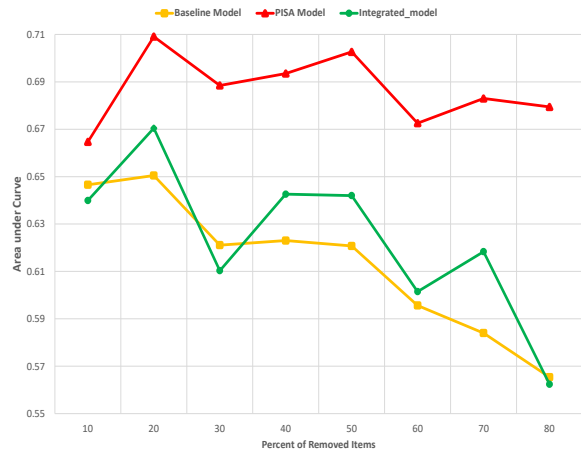


Figure 12: Cold start scenario experiments - consumption intent prediction AUC (at least 50% cold items per session)

Table 3: Comparison between categories

attribute	categories for which content-based outperformed		categories for which baseline outperformed	
	Average	Standard Deviation	Average	Standard Deviation
Number of items	9,104	4,109	25,444	44,933
Item description length (# of words)	11.23	0.9	8.15	3.44
Number of Sessions	1534	1611	6349	7416

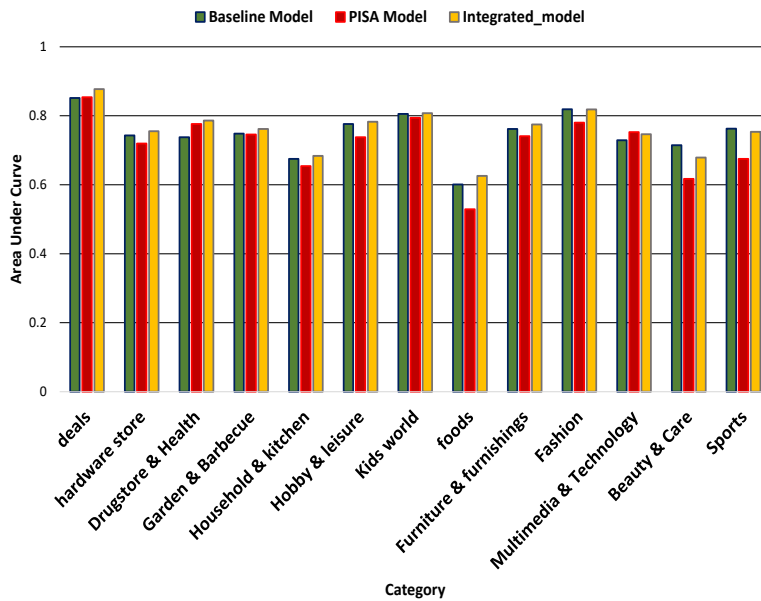


Figure 14: Consumption intent prediction AUC by category

REFERENCES

- [1] 2001. nltk library. <https://www.nltk.org/>
- [2] 2015. keras library. <https://keras.io/>
- [3] Gediminas Adomavicius and Alexander Tuzhilin. 2005. Toward the next generation of recommender systems: A survey of the state-of-the-art and possible extensions. *IEEE Transactions on Knowledge & Data Engineering* 6 (2005), 734–749.
- [4] Marko Balabanović and Yoav Shoham. 1997. Fab: content-based, collaborative recommendation. *Commun. ACM* 40, 3 (1997), 66–72.
- [5] Trapit Bansal, David Belanger, and Andrew McCallum. 2016. Ask the gru: Multi-task learning for deep text recommendations. In *Proceedings of the 10th ACM Conference on Recommender Systems*. ACM, 107–114.
- [6] David Ben-Shimon, Alexander Tsikinovsky, Michael Friedmann, Bracha Shapira, Lior Rokach, and Johannes Hoerle. 2015. Recsys challenge 2015 and the yoochoose dataset. In *Proceedings of the 9th ACM Conference on Recommender Systems*. ACM, 357–358.
- [7] Jesús Bobadilla, Fernando Ortega, Antonio Hernando, and Abraham Gutiérrez. 2013. Recommender systems survey. *Knowledge-based systems* 46 (2013), 109–132.
- [8] Veronika Bogina, Tsvi Kuflik, and Osnat Mokryn. 2016. Learning item temporal dynamics for predicting buying sessions. In *Proceedings of the 21st International Conference on Intelligent User Interfaces*. ACM, 251–255.
- [9] Robin Burke. 2002. Hybrid recommender systems: Survey and experiments. *User modeling and user-adapted interaction* 12, 4 (2002), 331–370.
- [10] Junyoung Chung, Caglar Gulcehre, KyungHyun Cho, and Yoshua Bengio. 2014. Empirical evaluation of gated recurrent neural networks on sequence modeling. *arXiv preprint arXiv:1412.3555* (2014).
- [11] Paul Covington, Jay Adams, and Emre Sargin. 2016. Deep neural networks for youtube recommendations. In *Proceedings of the 10th ACM Conference on Recommender Systems*. ACM, 191–198.
- [12] Elizabeth R DeLong, David M DeLong, and Daniel L Clarke-Pearson. 1988. Comparing the areas under two or more correlated receiver operating characteristic curves: a nonparametric approach. *Biometrics* (1988), 837–845.
- [13] Asnat Greenstein-Messica, Lior Rokach, and Michael Friedman. 2017. Session-based recommendations using item embedding. In *Proceedings of the 22nd International Conference on Intelligent User Interfaces*. ACM, 629–633.
- [14] David J Hand and Robert J Till. 2001. A simple generalisation of the area under the ROC curve for multiple class classification problems. *Machine learning* 45, 2 (2001), 171–186.
- [15] Jonathan L Herlocker, Joseph A Konstan, Al Borchers, and John Riedl. 2017. An algorithmic framework for performing collaborative filtering. In *ACM SIGIR Forum*, Vol. 51. ACM, 227–234.
- [16] Balázs Hidasi and Alexandros Karatzoglou. 2017. Recurrent neural networks with top-k gains for session-based recommendations. *arXiv preprint arXiv:1706.03847* (2017).
- [17] Balázs Hidasi, Alexandros Karatzoglou, Linas Baltrunas, and Domonkos Tikk. 2015. Session-based recommendations with recurrent neural networks. *arXiv preprint arXiv:1511.06939* (2015).
- [18] Liang Hu, Longbing Cao, Shoujin Wang, Guandong Xu, Jian Cao, and Zhiping Gu. 2017. Diversifying personalized recommendation with user-session context. In *Proceedings of the 26th International Joint Conference on Artificial Intelligence*. AAAI Press, 1858–1864.
- [19] Dietmar Jannach, Malte Ludewig, and Lukas Lerche. 2017. Session-based item recommendation in e-commerce: on short-term intents, reminders, trends and discounts. *User Modeling and User-Adapted Interaction* 27, 3-5 (2017), 351–392.
- [20] Diederik P Kingma and Jimmy Ba. 2014. Adam: A method for stochastic optimization. *arXiv preprint arXiv:1412.6980* (2014).
- [21] Malte Ludewig and Dietmar Jannach. 2018. Evaluation of Session-based Recommendation Algorithms. *arXiv preprint arXiv:1803.09587* (2018).
- [22] Tomas Mikolov, Kai Chen, Greg Corrado, and Jeffrey Dean. 2013. Efficient estimation of word representations in vector space. *arXiv preprint arXiv:1301.3781* (2013).
- [23] Michael J Pazzani. 1999. A framework for collaborative, content-based and demographic filtering. *Artificial intelligence review* 13, 5-6 (1999), 393–408.
- [24] Michael J Pazzani and Daniel Billsus. 2007. Content-based recommendation systems. In *The adaptive web*. Springer, 325–341.
- [25] Jeffrey Pennington, Richard Socher, and Christopher Manning. 2014. Glove: Global vectors for word representation. In *Proceedings of the 2014 conference on empirical methods in natural language processing (EMNLP)*, 1532–1543.
- [26] Balaraman Ravindran et al. 2018. A neural attention based approach for click-stream mining. In *Proceedings of the ACM India Joint International Conference on Data Science and Management of Data*. ACM, 118–127.
- [27] Steffen Rendle, Christoph Freudenthaler, Zeno Gantner, and Lars Schmidt-Thieme. 2009. BPR: Bayesian personalized ranking from implicit feedback. In *Proceedings of the twenty-fifth conference on uncertainty in artificial intelligence*. AUAI Press, 452–461.
- [28] Francesco Ricci, Lior Rokach, and Bracha Shapira. 2015. Recommender systems: introduction and challenges. In *Recommender systems handbook*. Springer, 1–34.
- [29] Peter Romov and Evgeny Sokolov. 2015. RecSys Challenge 2015: ensemble learning with categorical features. In *Proceedings of the 2015 International ACM Recommender Systems Challenge*. ACM, 1.
- [30] Andrew I Schein, Alexandrin Popescul, Lyle H Ungar, and David M Pennock. 2002. Methods and metrics for cold-start recommendations. In *Proceedings of the 25th annual international ACM SIGIR conference on Research and development in information retrieval*. ACM, 253–260.
- [31] Yichuan Tang. 2013. Deep learning using linear support vector machines. *arXiv preprint arXiv:1306.0239* (2013).
- [32] Manasi Vartak, Arvind Thiagarajan, Conrado Miranda, Jeshua Bratman, and Hugo Larochelle. 2017. A Meta-Learning Perspective on Cold-Start Recommendations for Items. In *Advances in Neural Information Processing Systems*. 6904–6914.
- [33] Mu Zhu. 2004. Recall, precision and average precision. *Department of Statistics and Actuarial Science, University of Waterloo, Waterloo 2* (2004), 30.