

Control Variates for Stochastic Simulation of Chemical Reaction Networks

Michael Backenköhler¹, Luca Bortolussi^{1,2}, Verena Wolf¹

¹Saarland University, Germany, ²University of Trieste, Italy

Abstract. Stochastic simulation is a widely used method for estimating quantities in models of chemical reaction networks where uncertainty plays a crucial role. However, reducing the statistical uncertainty of the corresponding estimators requires the generation of a large number of simulation runs, which is computationally expensive. To reduce the number of necessary runs, we propose a variance reduction technique based on control variates. We exploit constraints on the statistical moments of the stochastic process to reduce the estimators' variances. We develop an algorithm that selects appropriate control variates in an on-line fashion and demonstrate the efficiency of our approach on several case studies.

Keywords: Chemical Reaction Network · Chemical Master Equation · Stochastic Simulation Algorithm · Moment Equations · Control Variates · Variance Reduction

1 Introduction

Chemical reaction networks that are used to describe cellular processes are often subject to inherent stochasticity. The dynamics of gene expression, for instance, is influenced by single random events (e.g. transcription factor binding) and hence, models that take this randomness into account must monitor discrete molecular counts and reaction events that change these counts. Discrete-state continuous-time Markov chains have successfully been used to describe networks of chemical reactions over time that correspond to the basic events of such processes. The time-evolution of the corresponding probability distribution is given by the chemical master equation, whose numerical solution is extremely challenging because of the enormous size of the underlying state-space.

Analysis approaches based on sampling, such as the Stochastic Simulation Algorithm (SSA) [18], can be applied independent of the size of the model's state-space. However, statistical approaches are costly since a large number of simulation runs is necessary to reduce the statistical inaccuracy of estimators. This problem is particularly severe if reactions occur on multiple time scales or if the event of interest is rare. A particularly popular technique to speed up simulations is τ -leaping which applies multiple reactions in one step of the simulation. However, such multi-step simulations rely on certain assumptions about the number of reactions in a certain time interval. These assumptions

are typically only approximately fulfilled and therefore introduce approximation errors on top of the statistical uncertainty of the considered point estimators.

Moment-based techniques offer a fast approximation of the statistical moments of the model. The exact moment dynamics can be expressed as an infinite-dimensional system of ODEs, which cannot be directly integrated for a transient analysis. Hence, ad-hoc approximations need to be introduced, expressing higher order moments as functions of lower-order ones [1,13]. However, moment-based approaches rely on assumptions about the dynamics that are often not even approximately fulfilled and may lead to high approximation errors. Recently, equations expressing the moment dynamics have also been used as constraints for parameter estimation [5] and for computing moment bounds using semi-definite programming [12,15].

In this work, we propose a combination of such moment constraints with the SSA approach. Specifically, we interpret these constraints as random variables that are correlated with the estimators of interest usually given as functions of chemical population variables. These constraints can be used as (linear) control variates in order to improve the final estimate and reduce its variance [23,34]. The method is easy on an intuitive level: If a control variate is positively correlated with the function to be estimated then we can use the estimate of the variate to adjust the target estimate.

The incorporation of control variates into the SSA introduces additional simulation costs for the calculation of the constraint values. These values are integrals over time, which we accumulate based on the piece-wise constant trajectories. This introduces a trade-off between the variance reduction that is achieved by using control variates versus the increased simulation cost. This trade-off is expressed as the product of the variance reduction ratio and the cost increase ratio.

For a good trade-off, it is crucial to find an appropriate set of control variates. Here we propose a class of constraints which is parameterized by a moment vector and a weighting parameter, resulting in infinitely many choices. We present an algorithm that samples from the set of all constraints and proceeds to remove constraints that are either only weakly correlated with the target function or are redundant in combination with other constraints.

In a case study, we explore different variants of this algorithm both in terms of generating the initial constraint set and of removing weak or redundant constraints. We find that the algorithm's efficiency is superior to a standard estimation procedure using stochastic simulation alone in almost all cases.

Although in this work we focus on estimating first order moments at fixed time points, the proposed approach can in principle deal with any property that can be expressed in terms of expected values such as probabilities of complex path properties. Another advantage of our technique is that an increased efficiency is achieved without the price of an additional approximation error as it is the case for methods based on moment approximations or multi-step simulations.

This paper is structured as follows. In Section 2 we give a brief survey of methods and tools related to efficient stochastic simulation and moment tech-

niques. In Section 3 we introduce the common stochastic semantics of chemical reaction networks. From these semantics we show in Section 4 how to derive constraints on the moments of the transient distribution. The variance reduction technique of control variates is described in Section 5. We show the design of an algorithm using moment constraints to reduce sample variance in Section 6. The efficiency and other characteristics of this algorithm are evaluated on four non-trivial case studies in Section 7. Finally, we discuss the findings and give possibilities for further work in Section 8.

2 Related Work

Much research has been directed at the efficient analysis of stochastic chemical reaction networks. Usually research focuses on improving efficiency by making certain approximations.

If the state-space is finite and small enough one can deal with the underlying Markov chain directly. But there are also cases where the transient distribution has an infinitely large support and one can still deal with explicit state probabilities. To this end, one can fix a finite state-space, that should contain most of the probability [27]. Refinements of the method work dynamically and adjust the state-space according to the transient distributions [3,20,26].

On the other end of the spectrum there are mean-field approximations, which model the mean densities faithfully in the system size limit [6]. In between there are techniques such as moment closure [32], that not only consider the mean, but also the variance and other higher order moments. These methods depend on ad-hoc approximations of higher order moments to close the ODE system given by the moment equations. Yet another class of methods approximate molecular counts continuously and approximate the dynamics in such a continuous space, e.g. the system size expansion [35] and the chemical Langevin equation [16].

While the moment closure method uses ad-hoc approximations for high order moments to facilitate numerical integration, they can be avoided in some contexts. For the equilibrium distribution, for example, the time-derivative of all moments is equal to zero. This directly yields constraints that have been used for parameter estimation at steady-state [5] and bounding moments of the equilibrium distribution using semi-definite programming [14,15,21]. The latter technique of bounding moments has been successfully adapted in the context of transient analysis [12,29,30]. We adapt the constraints proposed in these works to improve statistical estimations via stochastic simulation (cf. section 4).


While the above techniques give a deterministic output, stochastic simulation generates single executions of the stochastic process [18]. This necessitates accumulating large numbers of simulation runs to estimate quantities. This adds a significant computational burden. Consequently, some effort has been directed at lowering this cost. A prominent technique is τ -leaping [17], which in one step performs multiple instead of only a single reaction. Another approach is to find approximations that are specific to the problem at hand, such as approximations based on time-scale separations [8,7].

Recently, multilevel Monte Carlo methods have been applied in to time-inhomogenous CRNs [2]. In this techniques estimates are combined using estimates of different approximation levels.

The most prominent application of a variance reduction technique in the context of stochastic reaction networks is importance sampling [22]. This technique relies on an alteration of the process and then weighting samples using the likelihood-ratio between the original and the altered process.

3 Stochastic Chemical Kinetics

A chemical reaction network (CRN) describes the interactions between a set of species S_1, \dots, S_{n_S} in a well-stirred reactor. Since we assume that all reactant molecules are spatially uniformly distributed, we just keep track of the overall amount of each molecule. Therefore the state-space is given by $\mathcal{S} \subseteq \mathbb{N}^{n_S}$. These interactions are expressed a set of *reactions* with a certain inputs and outputs, given by the vectors v_j^- and v_j^+ for reaction $j = 1, \dots, n_R$, respectively. Such reactions are denoted as



The reaction rate constant $c_j > 0$ gives us information on the propensity of the reaction. If just a constant is given, *mass-action* propensities are assumed. In a stochastic setting for some state $x \in \mathcal{S}$ these are

$$\alpha_j(x) = c_j \prod_{i=1}^{n_S} \binom{x_i}{v_{ji}^-}. \quad (2)$$

The system's behavior is described by a stochastic process $\{X_t\}_{t \geq 0}$. The propensity function gives the infinitesimal probability of a reaction occurring, given a state x . That is, for a small time step $\delta t > 0$

$$\Pr(X_{t+\delta t} = x + v_j \mid X_t = x) = \alpha_j(x)\delta t + o(\delta t). \quad (3)$$

This induces a corresponding continuous-time Markov chain (CTMC) on \mathcal{S} with generator matrix¹

$$Q_{x,y} = \begin{cases} \sum_{j: x+v_j=y} \alpha_j(x), & \text{if } x \neq y \\ -\sum_{j=1}^{n_R} \alpha_j(x), & \text{otherwise.} \end{cases} \quad (4)$$

Accordingly, the time-evolution of the process' distribution, given an initial distribution π_0 , is given by the Kolmogorov forward equation, i.e. $\frac{d\pi_t}{dt} = Q\pi_t$, where $\pi_t(x) = \Pr(X_t = x)$. For a single state, it is commonly referred to as the *chemical master equation* (CME)

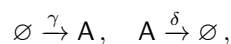
$$\frac{d}{dt}\pi_t(x) = \sum_{j=1}^{n_R} (\alpha_j(x - v_j)\pi_t(x - v_j) - \alpha_j(x)\pi_t(x)). \quad (5)$$

¹ Assuming a fixed enumeration of the state space.

A direct solution of (5) is usually not possible. If the state-space with non-negligible probability is suitably small, a state space truncation could be performed. That is, (5) is integrated on a possibly time-dependent subset $\hat{\mathcal{S}}_t \subseteq \mathcal{S}$ [20,27,33]. Instead of directly analyzing (5), one often resorts to simulating trajectories. A trajectory $\tau = x_0 t_1 x_1 t_1 \dots t_n x_n$ over the interval $[0, T]$ is a sequence of states x_i and corresponding jump times t_i , $i = 1, \dots, n$ and $t_n = T$. We can sample trajectories of X by using stochastic simulation [18].

Consider the birth-death model below as an example.

Model 1 (Birth-death process) *A single species A has a constant production and a decay that is linear in the current amount of molecules. Therefore the model consists of two mass-action reactions*



where \emptyset denotes no reactant or no product, respectively.

For Model 1 the change of probability mass in a single state $x > 0$ is described by expanding (5) and

$$\frac{d}{dt} \pi_t(x) = \gamma \pi_t(x-1) + \delta \pi_t(x+1) - (\gamma + \delta) \pi_t(x).$$

We can generate trajectories of this model by choosing either reaction, with a probability that is proportional to its rate given the current state x_i . The jump time $t_i - t_{i+1}$ is determined by sampling from an exponential distribution with rate $\gamma + x_i \delta$.

4 Moment Constraints

The time-evolution of $\mathbb{E}(f(X_t))$ for some function f can be directly derived from (5) by computing the sum

$$\sum_{x \in \mathcal{S}} f(x) \frac{d}{dt} \pi_t(x),$$

which yields

$$\frac{d}{dt} \mathbb{E}(f(X_t)) = \sum_{j=1}^{n_R} \mathbb{E}((f(X_t + v_j) - f(X_t)) \alpha_j(X_t)). \quad (6)$$

While many choices of f are possible, for this work we will restrict ourselves to monomial functions $f(x) = x^m$, $m \in \mathbb{N}^{n_S}$ i.e. the *non-central moments* of the process. The *order* $|m|$ of a moment $\mathbb{E}(X^m)$ is the sum over the exponents, i.e. $|m| = \sum_i m_i$. The integration of (6) with such functions f is well-known in the context of moment approximations of CRN models. For most models the arising ODE system is infinitely large, because the time-derivative of low order moments usually depends on the values of higher order moments. To close this

system, *moment closures*, i.e. ad-hoc approximations of higher order moments are applied [31]. The main drawback of this kind of analysis is that it is not known whether the chosen closure gives an accurate approximation for the case at hand. Here, such approximations are not necessary, since we will apply the moment dynamics in the context of stochastic sampling instead of trying to integrate (6).

Apart from integration strategies, setting (6) to zero has been used as a constraint for parameter estimation at steady-state [5] and bounding moments at steady-state [11,15,21]. The extension of the latter has recently lead to the adaption of these constraints to a transient setting [12,30]. These two transient constraint variants are analogously derived by multiplying (6) by a time-dependent, differentiable weighting function $w(t)$ and integrating:

Multiplying with $w(t)$ and integrating on $[t_0, T]$ yields [12,30]

$$\begin{aligned} & w(T)\mathbb{E}(f(X_T)) - w(t_0)\mathbb{E}(f(X_{t_0})) - \int_{t_0}^T \frac{dw(t)}{dt} \mathbb{E}(f(X_t)) dt \\ &= \sum_{j=1}^{n_R} \int_{t_0}^T w(t) \mathbb{E}((f(X_t + v_j) - f(X_t)) \alpha_j(X_t)) dt \end{aligned} \quad (7)$$

In the context of computing moment bounds via semi-definite programming the choices $w(t) = t^s$ [30] and $w(t) = e^{\lambda(T-t)}$ [12] have been proposed. While both choices proved to be effective in different case studies, relying solely on the latter choice, i.e. $w(t) = e^{\lambda(T-t)}$ was sufficient.

By expanding the rate functions and f in (7) and substituting the exponential weight function we can re-write (7) as

$$0 = \mathbb{E}(f(X_T)) - e^{\lambda T} \mathbb{E}(f(X_{t_0})) + \sum_k c_k \int_{t_0}^T e^{\lambda(T-t)} \mathbb{E}(X_t^{m_k}) dt \quad (8)$$

with coefficients c_k and vectors m_k defined accordingly. Assuming the moments remain finite on $[0, T]$, we can define the random variable

$$Z = f(X_T) - e^{\lambda T} f(X_{t_0}) + \sum_k c_k \int_{t_0}^T e^{\lambda(T-t)} X_t^{m_k} dt \quad (9)$$

with $\mathbb{E}(Z) = 0$.

Note, that a realization of Z depends on the whole trajectory $\tau = x_0 t_1 x_1 t_1 \dots t_n x_n$ over $[t_0, T]$. Thus, for the integral terms in (9) we have to compute sums

$$\frac{1}{\lambda} \sum_{i=1}^n \left(e^{\lambda(T-t_{i+1})} - e^{\lambda(T-t_i)} \right) x_i^{m_k}, \quad (10)$$

over a given trajectory. This accumulation is best done during the simulation to avoid storing the whole trajectory. Still, the cost of a simulation run increases. For the method to be efficient, the variance reduction (Section 5) needs to over-compensate for this increased cost of a simulation run.

For Model 1 the moment equation for $f(x) = x$ becomes

$$\frac{d}{dt}\mathbb{E}(X_t) = \gamma - \delta\mathbb{E}(X_t) .$$

The corresponding constraint (8) with $\lambda = 0$ gives

$$0 = \mathbb{E}(X_T) - \mathbb{E}(X_0) - \gamma T + \delta \int_0^T \mathbb{E}(X_t) dt .$$

In this instance the constraint leads to an explicit function of the moment over time. If $X_0 = 0$ w.p. 1, then (8) becomes

$$\mathbb{E}(X_T) = \frac{\gamma}{\delta} (1 - e^{-\delta T}) \quad (11)$$

when choosing $\lambda = -\delta$.

5 Control Variates

Now, we are interested in the estimation of some quantity $\mathbb{E}(V)$ by stochastic simulation. Let V_1, \dots, V_n be independent samples of V . Then the sample mean $\hat{V}_n = \frac{1}{n} \sum_{i=1}^n V_k$ is an estimate of $\mathbb{E}(V)$. By the central limit theorem

$$\sqrt{n}\hat{V}_n \xrightarrow{d} N(\mathbb{E}(V), \sigma_V^2) .$$

Now suppose, we know of a random variable Z with $0 = \mathbb{E}(Z)$. The variable Z is called a *control variate*. If a control variate Z is correlated with V , we can use it to reduce the variance of \hat{V}_n [19,28,34,36]. For example, consider we are running a set of simulations and consider a single constraint. If the estimated value of this constraint is larger than zero and we estimate a positive correlation between the constraint Z and V , we would, intuitively, like to decrease our estimate \hat{V}_n accordingly. This results in an estimation of the mean of the random variable

$$Y_\beta = V - \beta Z$$

instead of V . The variance

$$\sigma_{Y_\beta}^2 = \sigma_V^2 - 2\beta\text{Cov}(V, Z) + \beta^2\sigma_Z^2 .$$

The optimal choice β can be computed by considering the minimum of $\sigma_{Y_\beta}^2$. Then

$$\beta^* = \text{Cov}(V, Z)/\sigma_Z^2 .$$

Therefore $\sigma_{Y_{\beta^*}} = \sigma_Z^2(1 - \rho_{VZ}^2)$, where ρ_{VZ} is the correlation of Z and V .

If we have multiple control variates, we can proceed in a similar fashion. Now, let Z denote a vector of d control variates and let

$$\Sigma = \begin{bmatrix} \Sigma_Z & \Sigma_{VZ} \\ \Sigma_{ZV} & \sigma_V^2 \end{bmatrix}$$

be the covariance matrix of (Z, V) . As above, we estimate the mean of $Y_\beta = V - \beta^\top Z$. The ideal choice of β is the result of an ordinary least squares regression between V and Z_i , $i = 1, \dots, n$. Specifically, $\beta^* = \Sigma_Z^{-1} \Sigma_{ZV}$. Then, asymptotically the variance of this estimator is [34],

$$\sigma_{\hat{Y}_{\beta^*}}^2 = (1 - R_{ZV}^2) \sigma_V^2, \quad R_{ZV}^2 = \Sigma_{ZV} \Sigma_Z^{-1} \Sigma_{ZV} / \sigma_V^2. \quad (12)$$

In practice, however, β^* is unknown and needs to be replaced by an estimate $\hat{\beta}$. This leads to an increase in the estimator's variance. Under the assumption of Z and V having a multivariate normal distribution [10,23], the variance of the estimator is $\hat{Y}_{\hat{\beta}} = \hat{V} - \hat{\beta}^\top \hat{Z}$

$$\sigma_{\hat{Y}_{\hat{\beta}}}^2 = \frac{n-2}{n-2-d} (1 - R_{ZV}^2) \sigma_V^2. \quad (13)$$

Clearly, a control variate is “good” if it is highly correlated with V . The constraint in (11) is an example of the extreme case. When we use this constraint as a control variate for the estimation of the mean at some time point t , it has a correlation of ± 1 since it describes the mean at that time precisely. Therefore the variance is reduced to zero. We thus aim to pick control variates that are highly correlated with V .

Consider, for example, the above case of the birth-death process. If we choose (11) as a constraint, it would always yield the exact difference of the exact mean to the sample mean and therefore have a perfect correlation. Clearly, $\hat{\beta}$ reduces to 1 and $\hat{Y}_1 = \mathbb{E}(X_t)$.

6 Moment-Based Variance Reduction

We propose an adaptive estimation algorithm (Algorithm 1) that starts out with an initial set of control variates and periodically removes potentially inefficient variates. The “accumulator set” A represents the time-integral terms (10). The size of A has the most significant impact on the overall speed of the algorithm since it represents the only factor incurring a direct cost increase in the SSA itself (line 5).

The algorithm consists of a main loop which performs n simulation runs (line 4). Between each run the mean and covariance estimates of $[Z, V]$ are updated (line 6). Every $d < n$ iterations, the control variates are checked for *efficiency* and *redundancy* (lines 7–12).

Checking both conditions is based on the correlation ρ_{ij} between the i -th and j -th control variate and the correlation ρ_{iv} of a control variate i to V . The first condition is a simple lower threshold ρ_{\min} for a correlation ρ_{iv} . This condition aims to remove those variates from the control variate set that are only weakly correlated to V (line 9). The rationale is that, if variate i has a low correlation with the variable of interest V , its computation may not be worth the costs. Here, we propose to set ρ_{\min} heuristically as

$$\rho_{\min} = \min \left(0.1, \frac{\max_i \rho_{iv}}{k_{\min}} \right),$$

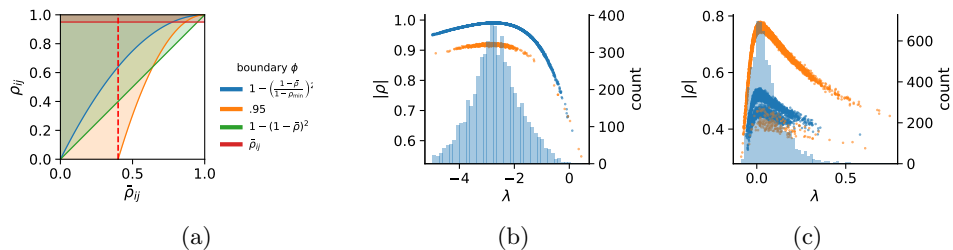


Fig. 1. (a) Different decision functions used in the redundant control variate removal. The weaker of any two control variates is removed if the pair $(\bar{\rho}_{ij}, \rho_{ij})$ belongs to the shaded area of the considered function. The vertical dashed line indicates ρ_{\min} . (b,c) The absolute correlation of different constraints to V arising from different choices of λ . The blue dots represent constraints based on first order moments, while the orange refers to control variates derived from second order moments. In both cases 10,000 samples were used with 30 initial samples for λ from $N(0,1)$ and $k_{\min} = 2$. A quadratic decision bound was used for the redundancy removal. Furthermore, a histogram of control variates selected by Algorithm 1 is given. In (b) $\mathbb{E}(X_2^A)$ in the dimerization model was estimated. In (c) $\mathbb{E}(X_{50}^X)$ in the processive modification model was estimated.

where $k_{\min} > 1$ is an algorithm parameter.

The second condition aims to remove redundant conditions. This is not only beneficial for the efficiency of the estimator, but also necessary for the matrix inversion (12) because perfectly and highly correlated constraints will make the covariance matrix estimate $\hat{\Sigma}_Z$ (quasi-) singular. For all considered criteria we iterate over all tuples $(i, j) \in \{1, \dots, k\}^2$, $i \neq j$, removing the weaker of the two, i.e. $\arg \min_{k \in \{i, j\}} \rho_{kv}$, if the two control variates are considered redundant (line 10).

There are many ways to define such a redundancy criterion. Here, we focus on criteria that are defined in terms of the average correlation $\bar{\rho}_{ij} = (\rho_{iv} + \rho_{jv})/2$. For two variates i and j we then check if their mutual correlation ρ_{ij} exceeds a some function ϕ of $\bar{\rho}_{ij}$, i.e. we check the inequality

$$\phi(\bar{\rho}_{ij}) \leq \rho_{ij}.$$

If this inequality holds, constraint $\arg \min_{k \in \{i, j\}} \rho_{kv}$ is removed. Naturally, there are many possible choices for the above decision boundary ϕ (cf. Fig. 1a).

The simplest choice is to ignore $\bar{\rho}_{ij}$ and just fix a constant close to 1 as a threshold, e.g. $\phi_c(\bar{\rho}_{ij}) = .99$. While this often leads to the strongest variance reduction and avoids numerical issues in the control variate computation, it turns out that the computational overhead is not as well-compensated as by other choices of ϕ (see Section 7).

Another option is to fix a simple linear function, i.e. $\phi_\ell(\bar{\rho}_{ij}) = \bar{\rho}_{ij}$. For this choice the intuition is, that one of two constraints is removed if their mutual correlation exceeds their average correlation with V .

Algorithm 1 Estimate the mean of species i at time T

```

1: procedure ESTIMATEMEAN( $n, d, n_{\max}, n_{\lambda}, k_{\min}$ )
2:    $L = \{\lambda_i \sim \pi_{\lambda} \mid 1 \leq i < n_{\lambda}\} \cup \{0\}$ 
3:    $P \leftarrow \{(m, \lambda) \mid 1 \leq |m| \leq n_{\max}, \lambda \in L\}$ 
4:   for  $i = 1, \dots, n$  do
5:      $\tau \leftarrow \text{SSA}(\pi_0, T, A)$ 
6:     compute constraint values using  $A$  and update  $\hat{\Sigma}$  and  $\hat{V}_i$ 
7:     if  $i \bmod d = 0$  then
8:        $\rho_{\min} \leftarrow \min(0.1, \max_i \rho_{iv} / k_{\min})$ 
9:        $P \leftarrow P \setminus \{(m_k, \lambda_k) \mid \rho_{kv} < \rho_{\min}\}$ 
10:       $P \leftarrow P \setminus \{(m_k, \lambda_k) \mid \exists i, j: i \neq j, \phi(\bar{\rho}_{ij}) < \rho_{ij}, k = \arg \min_{k \in \{i, j\}} \rho_{kv}\}$ 
11:     end if
12:     remove unneeded accumulators from  $A$ 
13:   end for
14:   return  $\hat{V}_n - (\hat{\Sigma}_Z^{-1} \hat{\Sigma}_{ZV})^{\top} \hat{Z}_n$ 
15: end procedure

```

Here, we also assess two quadratic choices for ϕ . The first choice of $\phi_q(\bar{\rho}) = 1 - (1 - \bar{\rho})^2$ is more tolerant than the linear function and more strict than a threshold function, except for highly correlated control variates. Another variant of ϕ is given by including the lower bound ρ_{\min} and scaling the quadratic function accordingly: $\phi_{sq}(\bar{\rho}) = 1 - ((1 - \bar{\rho}) / (1 - \rho_{\min}))^2$. The different choices of ϕ considered here are plotted in Figure 1a.

Now, we discuss the choice of the initial control variates. We identify control variate k by a tuple (m_k, λ_k) of a moment vector m_k and a time-weighting parameter λ_k . That is, we use $w(t) = e^{\lambda_k(T-t)}$ and $f(x) = x^{m_k}$ in (7). For a given set of parameters L , we use all moments up to some fixed order n_{\max} (line 3). The ideal set of parameters L is generally not known. For certain choices the correlation of the control variates and the variable of interest is higher than for others. To illustrate this, consider the above example of the birth-death process. Choosing $\lambda = -\delta$ leads to a control variate that has a correlation of ± 1 with V . Therefore, the ideal choice of initial values for would be $L = \{-\delta\}$. This, however, is generally not known. Therefore, we sample a set of λ 's from some fixed distribution π_{λ} (line 2).

7 Case Studies

We first define a criterion of *efficiency* in order to estimate whether the reduction in variance is worth the increased cost. A natural baseline of a variance reduction is, that it is more efficient to pay for the overhead of the reduction than to generate more samples to achieve a similar reduction of variance. Let σ_Y^2 be the variance of Y . The *efficiency* of the method is the ratio of the necessary cost to achieve a similar reduction with the CV estimate Y_{CV} compared to the standard

estimate Y [24], i.e.

$$E = \frac{c_0 \sigma_Y^2}{c_1 \sigma_{Y_{CV}}^2}. \quad (14)$$


That ratio c_0/c_1 depends on both the specific implementation and the technical setup. The cost increase is mainly due to the computation of the integrals in (8). But the repeated checking of control variates for efficiency also increases the cost. The accumulation over the trajectory directly increases the cost of a single simulation which is the critical part of the estimation. To estimate the baseline cost c_0 , 2000 estimations were performed without considering any control variates.

The simulation is implemented in the Rust programming language². The model description is parsed from a high level specification. Rate functions are compiled to stack programs for fast evaluation. Code is made available online [4].

We consider four non-trivial case studies. Three models exhibit complex multi-modal behaviour. We now describe the models and the estimated quantities in detail.

The first model is a simple dimerization on a countably infinite state-space.

Model 2 (Dimerization) *We first examine a simple dimerization model on an unbounded state-space*

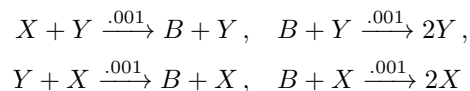


with initial condition $X_0^M = 0$.

Despite the models simplicity, the moment equations are not closed for this system due to the second reaction which is non-linear. Therefore a direct analysis of the expected value would require a closure. For this model we will estimate $\mathbb{E}(X_2^M)$.

The following two models are bimodal, i.e. they each possess two stable regimes among which they can switch stochastically. For both models we choose the initial conditions such that the process will move towards either attracting region with equal probability.

Model 3 (Distributive Modification) *The distributive modification model was introduced in [9]. It consists of the reactions*



with initial conditions $X_0^X = X_0^Y = X_0^B = 100$.

Model 4 (Exclusive Switch) *The exclusive switch model consists of 5 species, 3 of which are typically binary (activity states of the genes) [25].*

² <https://www.rust-lang.org>

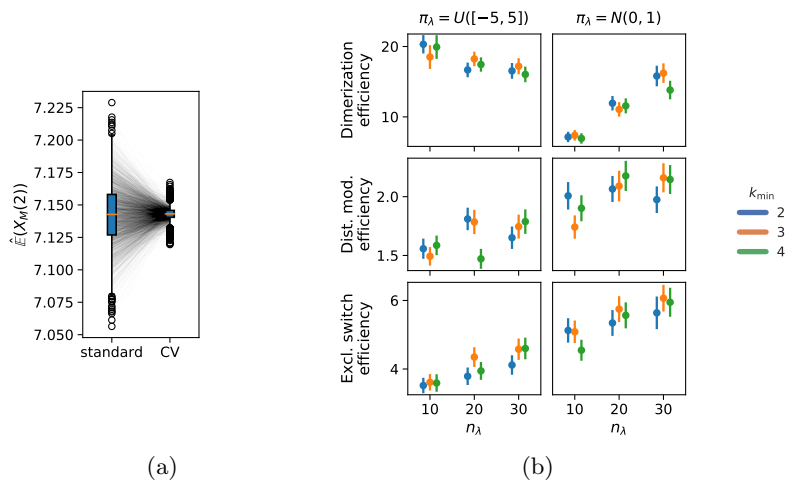
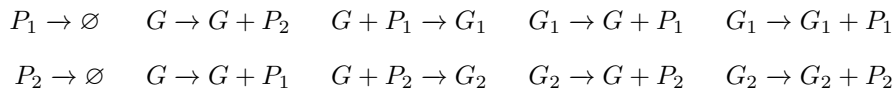


Fig. 2. (a) The effect of including control variates (CV) on the mean estimates $\hat{\mathbb{E}}(X_2^M)$ in the dimerization case study. Parameters were $\pi_\lambda = N(0, 1)$, $n_\lambda = 30$, $k_{\min} = 4$, $\phi(\bar{\rho}) = 1 - (1 - \bar{\rho})^2$. (b) The efficiencies for different valuations of n_λ and k_{\min} and choices of π_λ . The sample size was $n = 10,000$ in all cases with $d = 100$. The bars give the bootstrapped (1000 iterations) standard deviations.



with initial conditions $X_0^G = 1$ and $X_0^{G_1} = X_0^{G_2} = X_0^{P_1} = X_0^{P_2} = 0$.

We evaluate the influence of algorithm parameters, choices of distributions to sample λ from, and the influence of the sample size on the efficiency of the proposed method. Note that the implementation does not simplify the constraint representations or the state space according to stoichiometric invariants or limited state spaces. Model 3, for example has the invariant $X_t^X + X_t^Y + X_t^B = \text{const.}$, $\forall t \geq 0$, which could be used to reduce the state-space dimensionality to two. In Model 4 the invariant $\forall t \geq 0. X_t^G, X_t^{G_1}, X_t^{G_2} \in \{0, 1\}$ could be used to optimize the algorithm by eliminating redundant moments, e.g. $\mathbb{E}((X^G)^2) = \mathbb{E}(X^G)$. Such an optimization would further increase the efficiency of the algorithm.

We first turn to the choice of the λ sampling distribution. Here we consider two choices:

1. a standard normal distribution $N(0, 1)$,
2. a uniform distribution on $[-5, 5]$.

We deterministically include $\lambda = 0$ in the constraint set, as this parameter corresponds to a uniform weighting function. We performed estimations on the case studies using different valuations of the algorithm parameters of the minimum

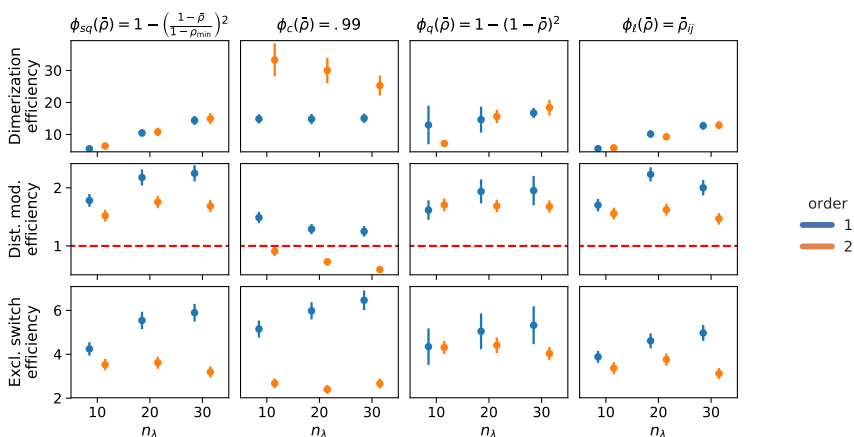


Fig. 3. The efficiency for different redundancy policies ϕ and maximal moment orders n_{\max} . The sample size was $n = 10,000$ in all cases with $d = 100$. Furthermore, $k_{\min} = 3$, $\pi_\lambda = N(0, 1)$, and $n_{\max} = 1$. The bars give the bootstrapped (1000 iterations) standard deviations.

threshold k_{\min} and the number of λ -samples n_λ . We used samples size $n = 10,000$ and checked the control variates every $d = 100$ iterations for the defined criteria. For each valuation 1000 estimations were performed. In Figure 2b, we summarize the efficiencies for the arising parameter combinations on the three case studies. Most strikingly, we can note that the efficiency was consistently larger than one in all cases. Generally, the normal sampling distribution out-performed the alternative uniform distribution, except in case of the dimerization. The reason for this becomes apparent, when examining Figure 1b,c: In case of the dimerization model the most efficient constraints are found for $\lambda \approx -3$, while in case of the distributive modification they are located just above 0 (we observe a similar pattern for the exclusive switch case study). Therefore the sampling of efficient λ values is more likely using a uniform distribution for the dimerization case study, than it is for the others. Given that larger absolute values for λ seem unreasonable due their exponential influence on the weighting function and the problem of fixing a suitable interval for a uniform sampling scheme, the choice of a standard normal distribution for π_λ seems superior.

In Figure 3 we compare efficiencies for different maximum orders of constraints n_{\max} . This comparison is performed for different choices of the redundancy rule and initial λ sample sizes n_λ . Again, for each parameter valuation 1000 estimations were performed. With respect to the maximum constraints order n_{\max} we see a clear tendency, that the inclusion of second order constraints lessens the efficiency of the method. In case of a constant redundancy threshold it even dips below break-even for the distributive modification case study. This is not surprising, since the inclusion of second order moments increases the number

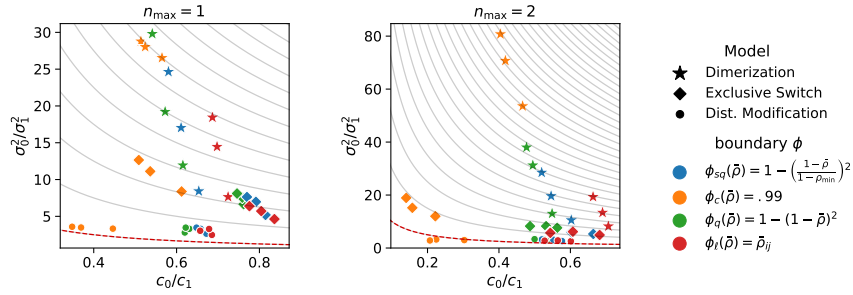


Fig. 4. A visualisation of the trade-off between variance reduction σ_0^2/σ_1^2 and cost ratio c_0/c_1 . Isolines for efficiencies are given in grey. The break-even is marked by the dashed red line. Markers of the same kind differ in n_λ and shift with increasing value upwards in variance reduction and lower in c_0/c_1 , i.e. the shift is to the left and upwards with increasing n_λ . The sample size was $n = 10,000$ in all cases with $d = 100$. Furthermore, $k_{\min} = 3$ and $\pi_\lambda = N(0, 1)$.

of initial constraints quadratically and the incurred cost, especially of the first iterations, lessens efficiency.

Figure 4 depicts the trade-off between the variance reduction σ_0^2/σ_1^2 versus the cost ratio c_0/c_1 . Comparing the redundancy criterion based on a constant threshold ϕ_c to the others, we observe both a larger variance reduction and an increased cost. This is due to the fact, that more control variates are included throughout the simulations (cf. Appendix A, Tables 1,2). Depending on the sample distribution π_λ and the case study, this permissive strategy may pay off. In case of the dimerization, for example, it pays off, while in case of the distributive modification it leads to a lower efficiency ratio. In the latter case the model is more complex, and therefore the set of initial control variates is larger. With a more permissive redundancy strategy, more control variates are kept (ca. 10 when using ϕ_c vs. ca. 2–3 for the others). The other redundancy boundaries move the results further in the direction of less variance reduction while keeping the cost increase low. On the opposite end is the linear ϕ_ℓ . The quadratic versions ϕ_q and ϕ_{sq} can be found in the middle of this spectrum.

We also observe, that an increase of n_λ is particularly beneficial, if the sampling distribution π_λ does not capture the parameter region of the highest correlations well. This can be seen for the Dimerization case study, where the variance reduction increases strongly with increasing sample size (App. A Tables 1,2). Since $\pi_\lambda = N(0, 1)$, more samples are needed to sample efficient λ -values (cf. Figure 1b).

Finally, we discuss the effect of the sample size n on the efficiency E . In Figure 5 we give both the efficiencies and the slowdown for different sample sizes. As a redundancy rule we used the unscaled quadratic function, 30 initial values of λ , and $k_{\min} = 3$. With increasing sample size, the efficiency usually approaches an upper limit. This is due to the fact that most control variates are dropped early on and the control variates often remain the same for the rest of

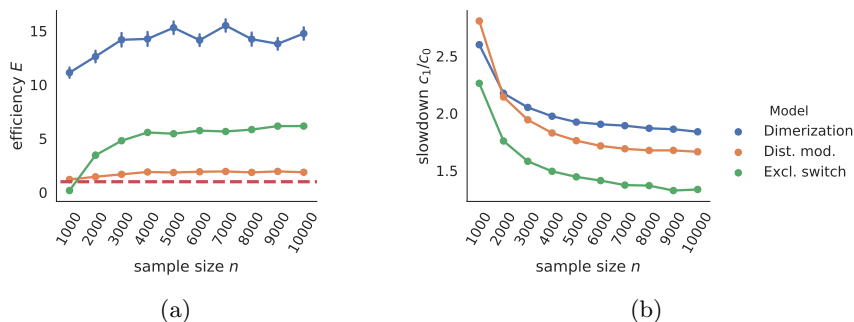


Fig. 5. (a) The effect of sample size on the efficiency E in the different case studies. The break-even $E = 1$ is marked by the dashed red line. (b) The cost increase due to the variance reduction over different sample sizes.

the simulations. If we assume there are no helpful control variates in the initial set and all would be removed at iteration 100, the efficiency would approach 1 with $n \rightarrow \infty$.

8 Conclusion

In this work we have shown that known constraints on the moment dynamics can be successfully leveraged in simulation-based estimation of expected values. The empirical results indicate that the supplementing a standard SSA estimation with moment information can drastically reduce the estimators' variance. This reduction is paid for by accumulating information on the trajectory during simulation. However, the reduction is able to compensate for this increase. This means that for fixed costs, using estimates with control variates is more beneficial than using estimates without control variates.

While a variety of algorithmic variants was evaluated, many aspects remain subject to further study. In particular different choices of f and w in (7) may improve efficiency further. These choices become particularly interesting when moving from the estimation of simple first order moments to more complex queries such as behavioural probabilities of trajectories. In such cases, one might even attempt to find efficient control variate functions using machine learning methods.

Another open question regarding this work is its performance when multiple quantities instead of a single quantity are to be estimated. In such a case, constraints would be particularly beneficial, if they lead to improvements as many estimation targets as possible.

Furthermore the identification of the best weighting parameters λ could be done in a more adaptive fashion. The presented scheme of a sampling from π_λ could be extended into a Bayesian-like procedure, wherein the values for λ are

periodically re-sampled from a distribution that is adjusted according to the best-performing constraints up to that point.

Acknowledgements This work was supported by the DFG project MULTI-MODE.

References

1. Ale, A., Kirk, P., Stumpf, M.P.: A general moment expansion method for stochastic kinetic models. *The Journal of chemical physics* **138**(17), 174101 (2013)
2. Anderson, D.F., Yuan, C.: Low variance couplings for stochastic models of intracellular processes with time-dependent rate functions. *Bulletin of mathematical biology* pp. 1–29 (2018)
3. Andreychenko, A., Mikeev, L., Spieler, D., Wolf, V.: Parameter identification for markov models of biochemical reactions. In: *International Conference on Computer Aided Verification*. pp. 83–98. Springer (2011)
4. Backenköhler, M.: Cme stochastic simulation code. <https://github.com/mbackenkoehler/cme-simulation> (2019)
5. Backenköhler, M., Bortolussi, L., Wolf, V.: Moment-based parameter estimation for stochastic reaction networks in equilibrium. *IEEE/ACM Transactions on Computational Biology and Bioinformatics (TCBB)* **15**(4), 1180–1192 (2018)
6. Bortolussi, L., Hillston, J., Latella, D., Massink, M.: Continuous approximation of collective system behaviour: A tutorial. *Performance Evaluation* **70**(5), 317–349 (2013)
7. Bortolussi, L., Milios, D., Sanguinetti, G.: Efficient stochastic simulation of systems with multiple time scales via statistical abstraction. In: *International Conference on Computational Methods in Systems Biology*. pp. 40–51. Springer (2015)
8. Cao, Y., Gillespie, D.T., Petzold, L.R.: The slow-scale stochastic simulation algorithm. *The Journal of chemical physics* **122**(1), 014116 (2005)
9. Cardelli, L., Csikász-Nagy, A.: The cell cycle switch computes approximate majority. *Scientific reports* **2**, 656 (2012)
10. Cheng, R.C.: Analysis of simulation experiments under normality assumptions. *Journal of the Operational Research Society* **29**(5), 493–497 (1978)
11. Dowdy, G.R., Barton, P.I.: Bounds on stochastic chemical kinetic systems at steady state. *The Journal of chemical physics* **148**(8), 084106 (2018)
12. Dowdy, G.R., Barton, P.I.: Dynamic bounds on stochastic chemical kinetic systems using semidefinite programming. *The Journal of chemical physics* **149**(7), 074103 (2018)
13. Engblom, S.: Computing the moments of high dimensional solutions of the master equation. *Applied Mathematics and Computation* **180**(2), 498–515 (2006)
14. Ghusinga, K.R., Lamperski, A., Singh, A.: Estimating stationary characteristic functions of stochastic systems via semidefinite programming. In: *2018 European Control Conference (ECC)*. pp. 2720–2725. IEEE (2018)
15. Ghusinga, K.R., Vargas-Garcia, C.A., Lamperski, A., Singh, A.: Exact lower and upper bounds on stationary moments in stochastic biochemical systems. *Physical biology* **14**(4), 04LT01 (2017)
16. Gillespie, D.T.: The chemical langevin equation. *The Journal of Chemical Physics* **113**(1), 297–306 (2000)

17. Gillespie, D.T.: Approximate accelerated stochastic simulation of chemically reacting systems. *The Journal of Chemical Physics* **115**(4), 1716–1733 (2001)
18. Gillespie, D.: Exact stochastic simulation of coupled chemical reactions. *The Journal of Physical Chemistry* **81**(25), 2340–2361 (1977)
19. Glasserman, P., Yu, B.: Large sample properties of weighted monte carlo estimators. *Operations Research* **53**(2), 298–312 (2005)
20. Henzinger, T.A., Mateescu, M., Wolf, V.: Sliding window abstraction for infinite markov chains. In: *International Conference on Computer Aided Verification*. pp. 337–352. Springer (2009)
21. Kuntz, J., Thomas, P., Stan, G.B., Barahona, M.: Rigorous bounds on the stationary distributions of the chemical master equation via mathematical programming. arXiv preprint arXiv:1702.05468 (2017)
22. Kuwahara, H., Mura, I.: An efficient and exact stochastic simulation method to analyze rare events in biochemical systems. *The Journal of chemical physics* **129**(16), 10B619 (2008)
23. Lavenberg, S.S., Moeller, T.L., Welch, P.D.: Statistical results on control variables with application to queueing network simulation. *Operations Research* **30**(1), 182–202 (1982)
24. L’Ecuyer, P.: Efficiency improvement and variance reduction. In: *Proceedings of the 26th conference on Winter simulation*. pp. 122–132. Society for Computer Simulation International (1994)
25. Loinger, A., Lipshtat, A., Balaban, N.Q., Biham, O.: Stochastic simulations of genetic switch systems. *Physical Review E* **75**(2), 021904 (2007)
26. Mateescu, M., Wolf, V., Didier, F., Henzinger, T.: Fast adaptive uniformisation of the chemical master equation. *IET systems biology* **4**(6), 441–452 (2010)
27. Munsky, B., Khammash, M.: The finite state projection algorithm for the solution of the chemical master equation. *The Journal of chemical physics* **124**(4), 044104 (2006)
28. Nelson, B.L.: Control variate remedies. *Operations Research* **38**(6), 974–992 (1990)
29. Sakurai, Y., Hori, Y.: A convex approach to steady state moment analysis for stochastic chemical reactions. In: *Decision and Control (CDC), 2017 IEEE 56th Annual Conference on*. pp. 1206–1211. IEEE (2017)
30. Sakurai, Y., Hori, Y.: Bounding transient moments of stochastic chemical reactions. *IEEE Control Systems Letters* **3**(2), 290–295 (2019)
31. Schnoerr, D., Sanguinetti, G., Grima, R.: Comparison of different moment-closure approximations for stochastic chemical kinetics. *The Journal of Chemical Physics* **143**(18), 11B610-1 (2015)
32. Singh, A., Hespanha, J.P.: Lognormal moment closures for biochemical reactions. In: *Proceedings of the 45th IEEE Conference on Decision and Control*. pp. 2063–2068. IEEE (2006)
33. Spieler, D.: Numerical analysis of long-run properties for Markov population models. Ph.D. thesis, Saarland University (2014)
34. Szechtman, R.: Control variate techniques for monte carlo simulation: control variates techniques for monte carlo simulation. In: *Proceedings of the 35th conference on Winter simulation: driving innovation*. pp. 144–149. Winter Simulation Conference (2003)
35. Van Kampen, N.G.: *Stochastic processes in physics and chemistry*, vol. 1. Elsevier (1992)
36. Wilson, J.R.: Variance reduction techniques for digital simulation. *American Journal of Mathematical and Management Sciences* **4**(3-4), 277–312 (1984)

A Supplementary Material

In Figure 6 we give detailed information on the influence of algorithm parameters k_{\min} , the number of initial λ values, and different redundancy rules. The λ sampling distribution π_λ is a standard normal.

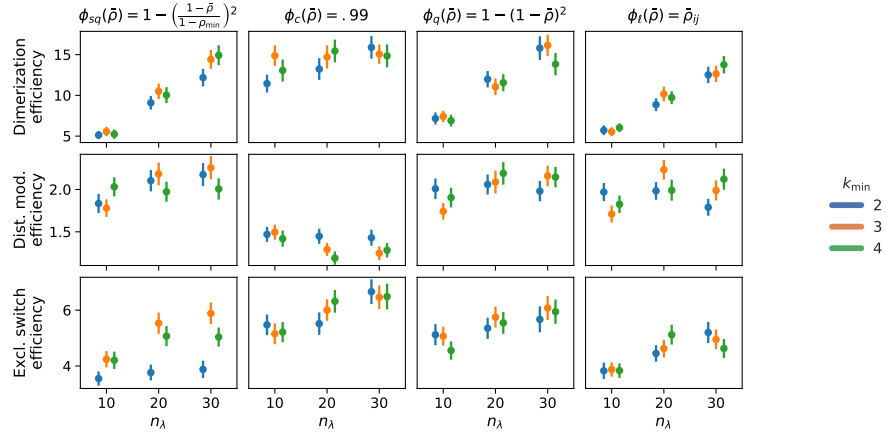


Fig. 6. The empirical efficiencies for different n_λ and k_{\min} . On the considered case studies. The sample size was $n = 10,000$ in all cases with $d = 100$. 1000 estimations were performed for each case. The bars give the bootstrapped (1000 iterations) standard deviations. The break-even $E = 1$ is marked by the dotted red line.

Case study	n_λ	ϕ	$1 - \frac{\sigma_\lambda^2}{\sigma_0^2}$	slowdown	efficiency	$ P $
Dimerization	10	ϕ_{sq}	0.881641	1.530137	5.558692	1.621917
		ϕ_c	0.965224	1.945588	14.859417	3.338501
		ϕ_q	0.916445	1.625232	7.409904	1.997045
		ϕ_ℓ	0.868288	1.380344	5.529745	1.081152
	20	ϕ_{sq}	0.941153	1.637272	10.437978	1.842971
		ϕ_c	0.964204	1.907999	14.747328	2.915082
		ϕ_q	0.947984	1.747519	11.072422	2.227250
		ϕ_ℓ	0.931030	1.433401	10.169570	1.088572
	30	ϕ_{sq}	0.959517	1.723449	14.404936	1.972426
		ϕ_c	0.962514	1.770936	15.142156	2.216103
		ϕ_q	0.966216	1.847441	16.117387	2.446661
		ϕ_ℓ	0.945724	1.456432	12.710196	1.084188
Dist. mod.	10	ϕ_{sq}	0.619560	1.488483	1.770218	3.232575
		ϕ_c	0.700255	2.241695	1.492171	8.008607
		ϕ_q	0.643550	1.613001	1.743500	3.817641
		ϕ_ℓ	0.596650	1.459405	1.703170	2.657000
	20	ϕ_{sq}	0.697414	1.519425	2.181687	2.631677
		ϕ_c	0.713445	2.706546	1.292838	10.295856
		ϕ_q	0.697654	1.585313	2.092817	3.398235
		ϕ_ℓ	0.695846	1.473976	2.235418	2.226530
	30	ϕ_{sq}	0.712941	1.543068	2.263644	2.378037
		ϕ_c	0.721354	2.874249	1.252541	10.910880
		ϕ_q	0.711877	1.607712	2.164485	2.979704
		ϕ_ℓ	0.669963	1.522184	1.996300	2.085473
Excl. switch	10	ϕ_{sq}	0.807184	1.227471	4.239255	2.536479
		ϕ_c	0.880285	1.633530	5.135205	7.411732
		ϕ_q	0.849082	1.312416	5.067770	3.639250
		ϕ_ℓ	0.783459	1.195821	3.874778	2.090101
	20	ϕ_{sq}	0.856593	1.263340	5.539683	2.206154
		ϕ_c	0.910480	1.864405	6.011256	9.441336
		ϕ_q	0.867987	1.317958	5.765884	3.140806
		ϕ_ℓ	0.825518	1.243075	4.627662	1.981143
	30	ϕ_{sq}	0.869165	1.298893	5.905196	2.059415
		ϕ_c	0.921019	1.966191	6.461331	9.928998
		ϕ_q	0.876822	1.340409	6.079876	2.762449
		ϕ_ℓ	0.843288	1.288925	4.968796	1.983174

Table 1. $n_{\max} = 1$, $n = 10,000$, $d = 100$, $k_{\min} = 3$

Case study	n_λ	ϕ	$1 - \frac{\sigma_1^2}{\sigma_0^2}$	slowdown	efficiency	$ P $
Dimerization	10	ϕ_{sq}	0.905254	1.659799	6.402491	2.388472
		ϕ_c	0.987526	2.474939	33.074955	6.501180
		ϕ_q	0.923063	1.822654	7.195544	3.179257
		ϕ_ℓ	0.878232	1.415909	5.830248	1.092264
	20	ϕ_{sq}	0.949038	1.831995	10.797164	2.890898
		ϕ_c	0.985710	2.391457	29.704344	5.450299
		ϕ_q	0.968076	2.021487	15.662368	3.681229
		ϕ_ℓ	0.925413	1.449386	9.298961	1.072761
	30	ϕ_{sq}	0.964855	1.924268	14.911787	3.026275
		ϕ_c	0.981507	2.144089	25.520987	4.179125
		ϕ_q	0.973902	2.095985	18.507746	3.685851
		ϕ_ℓ	0.948349	1.507425	12.904707	1.074538
Dist. mod.	10	ϕ_{sq}	0.619450	1.734737	1.519168	3.148184
		ϕ_c	0.665361	3.301159	0.909443	13.456259
		ϕ_q	0.680592	1.840457	1.705876	3.864240
		ϕ_ℓ	0.612674	1.662962	1.556868	2.659592
	20	ϕ_{sq}	0.684789	1.811408	1.755652	2.687379
		ϕ_c	0.689835	4.455005	0.726640	17.609554
		ϕ_q	0.687665	1.901258	1.688449	3.413595
		ϕ_ℓ	0.651262	1.770238	1.623924	2.266729
	30	ϕ_{sq}	0.690602	1.922217	1.686011	2.375455
		ϕ_c	0.649191	4.837419	0.591701	19.145054
		ϕ_q	0.701253	2.001179	1.677062	3.007525
		ϕ_ℓ	0.639123	1.894074	1.467403	2.086275
Excl. switch	10	ϕ_{sq}	0.811956	1.505521	3.544783	2.323999
		ϕ_c	0.916866	4.507566	2.681363	21.692390
		ϕ_q	0.868874	1.776190	4.309354	4.739893
		ϕ_ℓ	0.795802	1.466579	3.353046	2.016196
	20	ϕ_{sq}	0.832562	1.657484	3.617313	2.085711
		ϕ_c	0.934280	6.348223	2.406431	29.976320
		ϕ_q	0.878944	1.879341	4.416281	3.990881
		ϕ_ℓ	0.837922	1.647329	3.759896	1.978017
	30	ϕ_{sq}	0.829427	1.844766	3.190308	2.043201
		ϕ_c	0.947324	7.130628	2.673225	32.513670
		ϕ_q	0.878830	2.053317	4.034987	3.611746
		ϕ_ℓ	0.824936	1.838879	3.118728	1.978836

Table 2. $n_{\max} = 2$, $n = 10,000$, $d = 100$, $k_{\min} = 3$