

Investigations on Dynamical Stability in 3D Quadrupole Ion Traps

Bogdan M. Mihalcea

*Natl. Inst. for Laser, Plasma and Radiation Physics (INFLPR),
Atomistilor Str. Nr. 409, 077125 Măgurele, Romania*

Stephen Lynch

*Department of Computing and Mathematics,
Manchester Metropolitan University, Manchester M1 5GD, UK*

Abstract

We firstly discuss classical stability for a dynamical system of two ions levitated in a 3D Radio-Frequency (RF) trap, assimilated with two coupled oscillators. We obtain the solutions of the coupled system of equations that characterizes the associated dynamics. In addition, we supply the modes of oscillation and demonstrate the weak coupling condition is inappropriate in practice, while for collective modes of motion (and strong coupling) only a peak of the mass can be detected. Phase portraits and power spectra are employed to illustrate how the trajectory executes quasiperiodic motion on the surface of torus, namely a Kolmogorov-Arnold-Moser (KAM) torus. In an attempt to better describe dynamical stability of the system, we introduce a model that characterizes dynamical stability and the critical points based on the Hessian matrix approach. The model is then applied to investigate quantum dynamics for many-body systems consisting of identical ions, levitated in 2D and 3D ion traps. Finally, the same model is applied to the case of a combined 3D Quadrupole Ion Trap (QIT) with axial symmetry, for which we obtain the associated Hamilton function. The ion distribution can be described by means of numerical modeling, based on the Hamilton function we assign to the system. The approach we introduce is effective to infer the parameters of distinct types of traps by applying a unitary and

Email addresses: bogdan.mihalcea@inflpr.ro (Bogdan M. Mihalcea),
S.Lynch@mmu.ac.uk (Stephen Lynch)

coherent method, and especially for identifying equilibrium configurations, of large interest for ion crystals or quantum logic.

Keywords: radiofrequency trap, dynamical stability, eigenfrequency, Paul and Penning trap, Hessian matrix, Hamilton function, bifurcation diagram
PACS: 02.30.-f, 02.40.Xx, 37.10.Ty

1. Introduction. Classical and quantum dynamics in ion traps

The advent of ion traps has led to remarkable progress in modern quantum physics, in atomic and nuclear physics or quantum electrodynamics (QED) theory. Experiments with ion traps enable ultrahigh resolution spectroscopy experiments, quantum metrology measurements of fundamental quantities such as the electron and positron g -factors [1], high precision measurements of the magnetic moments of leptons and baryons (elementary particles) [2], Quantum Information Processing (QIP) and quantum metrology [3, 4], etc.

Scientists can now trap single atoms or photons, acquire excellent control on their quantum states (inner and outer degrees of freedom) and precisely track their evolution by the time [5]. A single ion or an ensemble of ions can be secluded with respect to external perturbations, then engineered in a distinct quantum state and trapped in ultrahigh vacuum for a long period of time (operation times of months to years) [6–8], under conditions of dynamical stability. Under these circumstances, the superposition states required for quantum computation can live for a relatively long time. Ion localization results in unique features such as extremely high atomic line quality factors under minimum perturbation by the environment [3]. The remarkable control accomplished by employing ion traps and laser cooling techniques has resulted in exceptional progress in quantum engineering of space and time [2, 9]. Nevertheless, trapped ions can not be completely decoupled from the interaction with the surrounding environment, which is why new elaborate interrogation and detection techniques are continuously developed and refined [6].

These investigations allow scientists to perform fundamental tests of quantum mechanics and general relativity, to carry out matter and anti-matter tests of the Standard Model, to achieve studies with respect to the spatio-temporal variation of the fundamental constants in physics at the cosmological scale [2], or to perform searches for dark matter, dark energy and extra forces [9]. Moreover, there is a large interest towards quantum many-body

physics in trap arrays with an aim to achieve systems of many interacting spins, represented by qubits in individual microtraps [6, 10].

The trapping potential in a Radio-Frequency (RF) trap harmonically confines ions in the region where the field exhibits a minimum, under conditions of dynamical stability [1, 11, 12]. Hence, a trapped ion can be regarded as a quantum harmonic oscillator [13–15].

A problem of large interest concerns the strong outcome of the trapped ion dynamics on the achievable resolution of many experiments, and the paper builds exactly in this direction. Fundamental understanding of this problem can be achieved by using analytical and numerical methods which take into account different trap geometries and various cloud sizes. The other issue lies in performing quantum engineering (quantum optics) experiments and high-resolution measurements by developing and implementing different interaction protocols.

1.1. Investigations on Classical and Quantum Dynamics Using Ion Traps

A detailed experimental and theoretical investigation with respect to the dynamics of two-, three-, and four-ion crystals close to the Mathieu instability is presented in [16], where an analytical model is introduced that is later used in a large number of papers to characterize regular and nonlinear dynamics for systems of trapped ions in 3D QIT. We use this model in our paper and extend it. Numerical evidence of quantum manifestation of order and chaos for ions levitated in a Paul trap is explored in [17], where it is suggested that at the quantum level one can use the quasienergy states statistics to discriminate between integrable and chaotic regimes of motion. Double well dynamics for two trapped ions (in a Paul or Penning trap) is explored in [18], where the RF-drive influence in enhancing or modifying quantum transport in the chaotic separatrix layer is also discussed. Irregular dynamics of a single ion confined in electrodynamic traps that exhibit axial symmetry is explored in [19], by means of analytical and numerical methods. It is also established that period-doubling bifurcations represent the preferred route to chaos.

Ion dynamics of a parametric oscillator in an RF octupole trap is examined in [20, 21] with particular emphasis on the trapping stability, which is demonstrated to be position dependent. In Ref. [22] quantum models are introduced to describe multi body dynamics for strongly coupled Coulomb systems SCCS [23] confined in a 3D QIT that exhibits axial (cylindrical) symmetry.

A trapped and laser cooled ion that undergoes interaction with a succession of stationary-wave laser pulses may be regarded as the realization of a parametric nonlinear oscillator [24]. Ref. [25] uses numerical methods to explore chaotic dynamics of a particle in a nonlinear 3D QIT trap, which undergoes interaction with a laser field in a quartic potential, in presence of an anharmonic trap potential. The equation of motion is similar to the one that portrays a forced Duffing oscillator with a periodic kicking term. Fractal attractors are identified for special solutions of ion dynamics. Similarly to Ref. [19], frequency doubling is demonstrated to represent the favourite route to chaos. An experimental confirmation of the validity of the results obtained in [25] can be found in Ref. [26], where stable dynamics of a single trapped and laser cooled ion oscillator in the nonlinear regime is explored.

Charged microparticles confined in an RF trap are characterized either by periodic or irregular dynamics, where in the latter case chaotic orbits occur [27]. Ref. [28] explores dynamical stability for an ion confined in asymmetrical, planar RF ion traps, and establishes that the equations of motion are coupled. Quantum dynamics of ion crystals in RF traps is explored in [29] where stable trapping is discussed along with the validity of the pseudopotential approximation. A phase space study of surface electrode ion traps (SET) that explores integrable, chaotic and combined dynamics is performed in [30], with an emphasis on the integrable and chaotic motion of a single ion. The nonlinear dynamics of an electrically charged particle levitated in an RF multipole ion trap is investigated in [31]. An in-depth study of the random dynamics of a single trapped and laser cooled ion that emphasizes nonequilibrium dynamics, is performed in Ref. [32]. Classical dynamics and dynamical quantum states of an ion are investigated in [33], considering the effects of the higher order terms of the trap potential. On the other hand, the method suggested in [34] can be employed to characterize ion dynamics in 2D and 3D QIT traps.

All these experimental and analytical investigations previously described open new directions of action towards an in-depth exploration of the dynamical equilibrium at the atomic scale, as the subject is extremely pertinent. In our paper we perform a classical study of the dynamical stability for trapped ion systems in Section 2, based on the model introduced in [16, 18]. The associated dynamics is shown to be quasiperiodic or periodic. We use the dynamical systems theory to characterize the time evolution of two coupled oscillators in an RF trap, depending on the chosen control parameters. We consider the pseudopotential approximation, where the motion is integrable

only for discrete values of the ratio between the axial and the radial frequencies of the secular motion. In Section 3 we apply the Morse theory to qualitatively analyse system stability. The results are extended to many body strongly coupled trapped ion systems, locally studied in the vicinity of equilibrium configurations that identify ordered structures. These equilibrium configurations exhibit a large interest for ion crystals or quantum logic. Section 4 explores quantum stability and ordered structures for many body dynamics (assuming the ions are identical) in an RF trap. We find the system energy and introduce a method (model) that supplies the elements of the Hessian matrix of the potential function for a critical point. Section 5 applies the model suggested in Section 4. Collective models are introduced and we build integrable Hamiltonians which admit dynamic symmetry groups. We particularize this Hamiltonian function for systems of trapped ions in combined (Paul and Penning) traps with axial symmetry. An improved model results by which multi-particle dynamics in a 3D QIT is associated with dynamic symmetry groups [35–37] and collective variables. The ion distribution in the trap can be described by employing numerical programming, based on the Hamilton function we obtain. This alternative technique can be very helpful to perform a unitary description of the parameters of different types of traps in an integrated approach. We emphasize the contributions in Section 6 and discuss the potential area of applications in Section 7.

2. Analytical Model

2.1. Dynamical Stability for Two Coupled Oscillators in a Radiofrequency Trap

We use the dynamical systems theory to investigate classical stability for two coupled oscillators (ions) of mass m_1 and m_2 , respectively, levitated in a 3D radiofrequency RF QIT. The constants of force are denoted as k_1 and k_2 , respectively. Ion dynamics restricted to the xy -plane is described by a set of coupled equations:

$$\begin{cases} m_1 \ddot{x} = -k_1 x + b(x - y) \\ m_2 \ddot{y} = -k_2 y - b(x - y) \end{cases} \quad (1)$$

where b stands for the parameter that characterizes Coulomb repulsion between the ions. The control parameters for the trap are:

$$k_i = \frac{m_i q_i^2 \Omega}{8}, \quad q_i = 4 \frac{Q_i}{m_i} \frac{V_0}{(z_0 \Omega)^2}; \quad i = 1, 2, \quad (2)$$

with Ω the frequency of the micromotion, V_0 denotes the RF trapping voltage, z_0 is the trap axial dimension, Q_i represents the electric charge and m_i stands for the mass of the ion labeled as i . We use the time-independent (also known as pseudopotential) approximation of the RF trap electric potential, because it can be employed to achieve a good description of stochastic dynamics [32]. As heating of ion motion occurs in our case due to the Coulomb interaction between ions (as an outcome of energy transfer from the trapping field to the ions), the time-independent approximation can be safely used, which brings a significant simplification to the problem. Therefore, higher order terms in the Mathieu equation [1, 38] that portrays ion motion can be discarded.

The simplest non-trivial model to describe the dynamic behavior is the Hamilton function of the relative motion of two levitated ions that interact via the Coulomb force in a 3D QIT that exhibits axial symmetry, under the time-independent approximation (autonomous Hamiltonian) [16–18]. The paper uses this well established model, which we extend.

We consider the electric potential to be a general solution of the Laplace equation, built using spherical harmonics functions with time dependent coefficients (see Appendix 8.1). This family of potentials accounts for most of the ion traps that are used in experiments [29]. The Coulomb constant of force is $b \equiv 2Q^2/r^3 < 0$, resulting from a series expansion of Q^2/r^2 about a mean deviation of the ion with respect to the trap centre $r_0 \equiv (x_0 - y_0) < 0$, established by the initial conditions.

The expressions of the kinetic and potential energy are:

$$T = \frac{m_1 \dot{x}^2}{2} + \frac{m_2 \dot{y}^2}{2}, \quad U = \frac{k_1 x^2}{2} + \frac{k_2 y^2}{2} + \frac{1}{2} b (x - y)^2. \quad (3)$$

It is assumed that the ions share equal electric charges $Q_1 = Q_2$. We denote

$$k_1 = 2Q_1 \beta_1, \quad \beta_1 = \frac{4Q_1 V_0^2}{m_1 \Omega^2 \xi^4} - \frac{2U_0}{\xi^2}, \quad (4)$$

with $\xi^2 = r_0^2 + 2z_0^2$, where r_0 and z_0 denote the radial and axial trap semiaxes. We assume $U_0 = 0$ (the d.c. trapping voltage) and consider r_0 as negligible. The trap control parameters are U_0, V_0, ξ and k_i . We select an electric

potential $V = 1/|z|$ and we perform a series expansion around $z_0 > 0$, with $z - z_0 = x - y$. The potential energy can be then cast into:

$$U = \frac{k_1 x_1^2}{2} + \frac{k_2 x_2^2}{2} + \frac{1}{4\pi\epsilon_0} \frac{Q_1 Q_2}{|x_1 - x_2|} . \quad (5)$$

The Hamilton principle states the system is stable if the potential energy U exhibits a minimum

$$k_{1,2} x_{1,2} \mp \lambda = 0 \quad , \quad \lambda = \frac{1}{4\pi\epsilon_0} \frac{Q_1 Q_2}{|x_1 - x_2|^2} . \quad (6)$$

Then

$$k_1 x_1 + k_2 x_2 = 0 \quad , \quad x_{1\min} = \frac{\lambda}{k_1} \quad , \quad x_{2\min} = -\frac{\lambda}{k_2} . \quad (7)$$

Equation

$$\lambda = \sqrt[3]{\frac{1}{4\pi\epsilon_0} \frac{k_1^2 k_2^2}{(k_1 + k_2)^2} Q_1 Q_2} , \quad (8)$$

supplies the points of minimum, x_1 and x_2 , for an equilibrium state. We choose

$$z_0 = x_{1\min} - x_{2\min} = \lambda \frac{k_1 k_2}{k_1 + k_2} \quad (9)$$

and denote

$$z = x_1 - x_2 \quad , \quad x_1 = x_{1\min} + x \quad , \quad x_2 = x_{2\min} + y \quad , \quad (10)$$

with $z = z_0 + x - y$. Eq. (8) gives us

$$\frac{Q_1 Q_2}{4\pi\epsilon_0} = \lambda^3 \left(\frac{k_1 k_2}{k_1 + k_2} \right)^2 = \lambda z_0^2 . \quad (11)$$

We turn back to eq. (5), then make use of eqs. (7) and (10) to express the potential energy as

$$U = \frac{k_1}{2} (x_{1\min}^2 + x^2) + \frac{k_2}{2} (x_{2\min}^2 + y^2) + \lambda z_0 + \frac{\lambda}{z_0} (z - z_0)^2 - \dots \quad (12)$$

From eq. (3) we obtain $b/2 = \lambda/z_0$. When the potential energy is minimum the system is stable.

2.2. Solutions of Coupled System of Equations

We seek for a stable solution of the coupled system of eqs. 1 of the form

$$x = A \sin \omega t , \quad y = B \sin \omega t . \quad (13)$$

The Wronskian determinant of the resulting system of equations must be zero for a stable system

$$\begin{vmatrix} b - k_1 + m_1 \omega^2 & -b \\ -b & b - k_2 + m_2 \omega^2 \end{vmatrix} = 0 . \quad (14)$$

The determinant allows us to construct the characteristic equation:

$$(b - k_1 + m_1 \omega^2) (b - k_2 + m_2 \omega^2) - b^2 = 0 . \quad (15)$$

The discriminant of eq. (15) can be cast as

$$\Delta = [m_1 (b - k_2) - m_2 (b - k_1)]^2 + 4m_1 m_2 b^2 . \quad (16)$$

The system admits solutions if the determinant is zero, as stated above. Hence, a solution of eq. (15) would be:

$$\omega_{1,2}^2 = \frac{m_1 (k_2 - b) + m_2 (k_1 - b) \pm \sqrt{\Delta}}{2m_1 m_2} . \quad (17)$$

Then, we find a stable solution for the system of coupled oscillators:

$$x = C_1 \sin (\omega_1 t + \varphi_1) + C_2 \sin (\omega_2 t + \varphi_2) , \quad (18a)$$

$$y = C_3 \sin (\omega_1 t + \varphi_3) + C_4 \sin (\omega_2 t + \varphi_4) , \quad (18b)$$

which describes a superposition of two oscillations characterized by the secular frequencies ω_1 and ω_2 , that is the system eigenfrequencies. Assuming that $b \ll k_{1,2}$ (a requirement that is frequently met in practice) in eq. (15), we define the strong coupling condition as

$$\left| \frac{a}{k_i} \right| \gg \left| \frac{m_1 - m_2}{m_2} \right| , \quad (19)$$

where the modes of oscillation are

$$\omega_1^2 = \frac{1}{2} \left(\frac{k_1}{m_1} + \frac{k_2}{m_2} \right) . \quad (20)$$

$$\omega_2^2 = \frac{1}{2} \left(\frac{k_1 - 2b}{m_1} + \frac{k_2 - 2b}{m_2} \right) . \quad (21)$$

By exploring the phase relations between the solutions of eq. (1), we can ascertain that the ω_1 mode corresponds to a translation of the ions (the distance r_0 between ions does not fluctuate), while the Coulomb repulsion remains steady as b is absent in eq. (20). The axial current produced by this mode of translation can be detected (electronically). In the ω_2 mode the distance between the ions fluctuates about a fixed centre of mass (CM), case when both the electric current and signal are zero. Optical detection is possible in the ω_2 mode [39] even if electronic detection is not feasible. As a consequence, for collective modes of motion only a peak of the mass is detected that corresponds to the ion average mass. In case of weak coupling the inequality in eq. (19) overturns, and from eq. (17) we derive

$$\omega_{1,2}^2 = (k_{1,2} - b) / m_{1,2} , \quad (22)$$

which means every mode of the dynamics matches a single mass, while resonance is shifted with the parameter b . Moreover, within the limit of equal ion mass $m_1 = m_2$, the strong coupling requirement in eq. (19) is always satisfied regardless of how weak is the Coulomb coupling. This fact renders the weak coupling condition inapplicable in practice.

The phase portraits with parameter values $C_1 = 0.75, C_2 = 0.9, C_3 = 0.8, C_4 = 0.85$ are illustrated in Figs. 5-8.

We have integrated the equations of motion given by eq. (1) to explore ion dynamics and illustrate the associated power spectra [40], as shown in Figs. 9 - 16. The numerical modeling we performed clearly demonstrates that ion dynamics is dominantly periodic or quasiperiodic.

Ref. [41] describes an electrodynamic ion trap in which the electric quadrupole field oscillates at two different frequencies. The paper reports simultaneous tight confinement of ions with extremely different charge-to-mass ratios, e.g., singly ionized atomic ions together with multiply charged nanoparticles. The system represents the equivalent of two superimposed RF traps, where each one of them operates close to a frequency optimized in order to achieve tight storage for one of the species involved, which leads to strong and stable confinement for both particle species used.

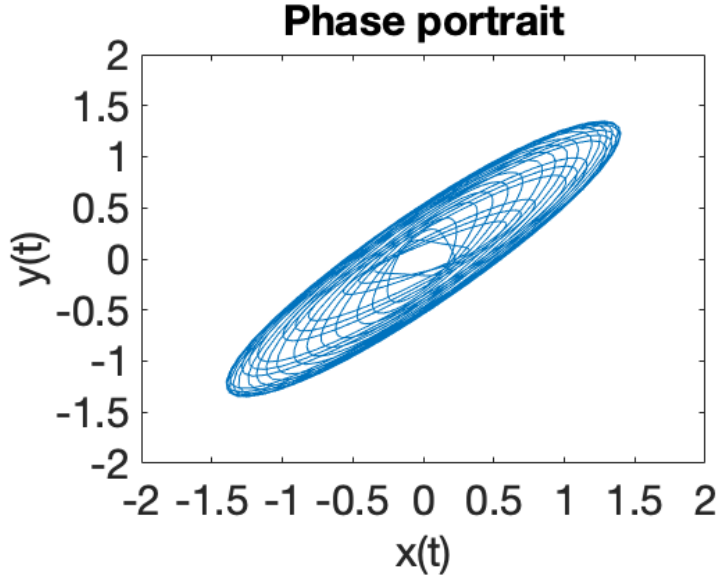


Figure 1: Parameter values: $C_1 = 0.8, C_2 = 0.6, C_3 = 0.75, C_4 = 0.6, \varphi_1 = \pi/3, \varphi_2 = \pi/4, \varphi_3 = \pi/2, \varphi_4 = \pi/3, \omega_1/\omega_2 = 1.71/1.93 \mapsto$ quasiperiodic dynamics.

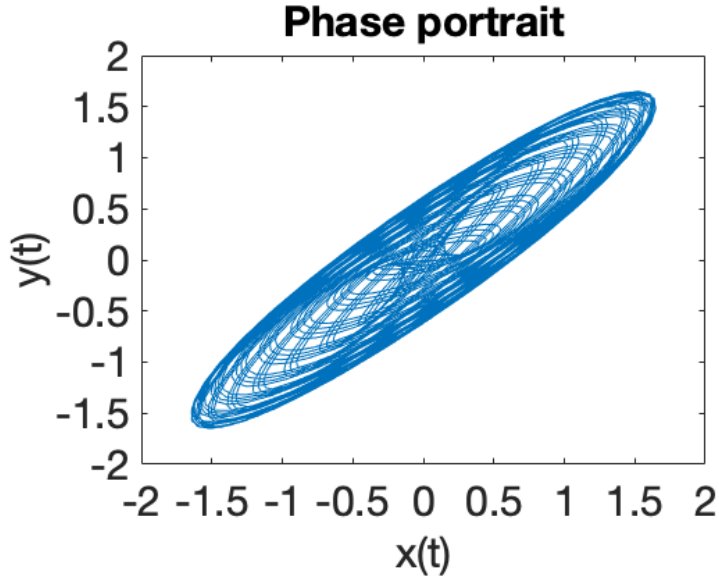


Figure 2: Parameter values: $C_1 = 0.75, C_2 = 0.9, C_3 = 0.8, C_4 = 0.85, \varphi_1 = \pi/3, \varphi_2 = \pi/4, \varphi_3 = \pi/2, \varphi_4 = \pi/3, \omega_1/\omega_2 = 1.96/1.85 \mapsto$ quasiperiodic dynamics.

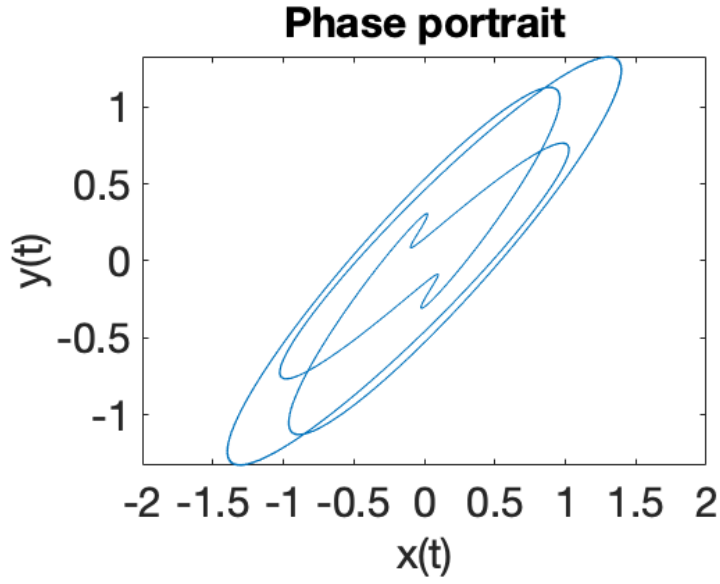


Figure 3: Parameter values identical with those from Fig. 1, $\omega_1 = 1.2, \omega_2 = 2 \mapsto$ periodic behaviour.

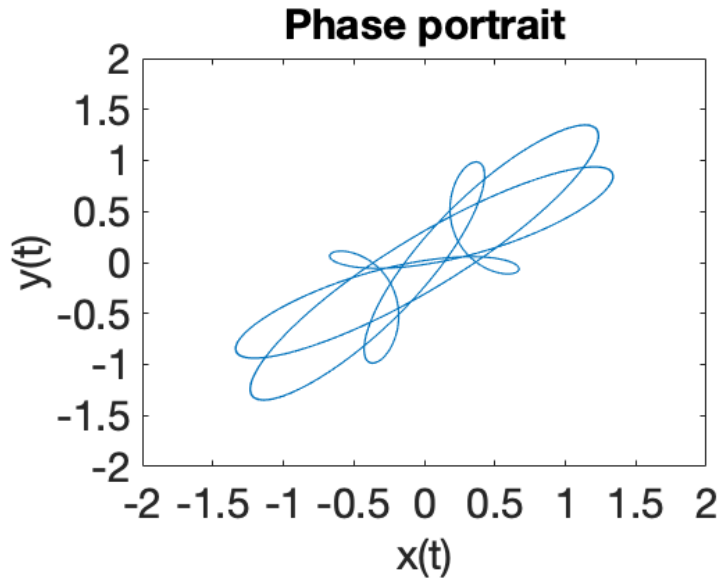


Figure 4: Parameter values: $C_1 = 0.8, C_2 = 0.6, C_3 = 0.75, C_4 = 0.6, \varphi_1 = \pi/4, \varphi_2 = \pi/2, \varphi_3 = \pi/3, \varphi_4 = \pi/5, \omega_1 = 1.2, \omega_2 = 2 \mapsto$ periodic dynamics.

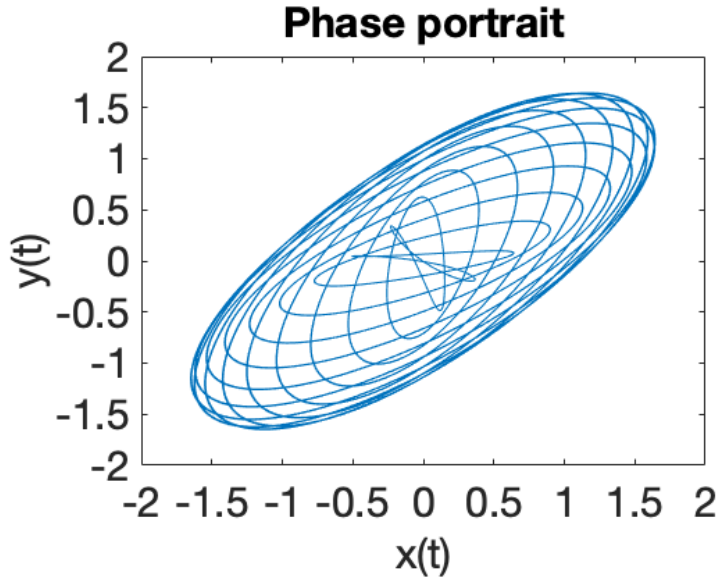


Figure 5: $\varphi_1 = \pi/5, \varphi_2 = \pi/6, \varphi_3 = \pi/3, \varphi_4 = \pi/2, \omega_1/\omega_2 = 1.8/1.7 \mapsto$ periodic behaviour.

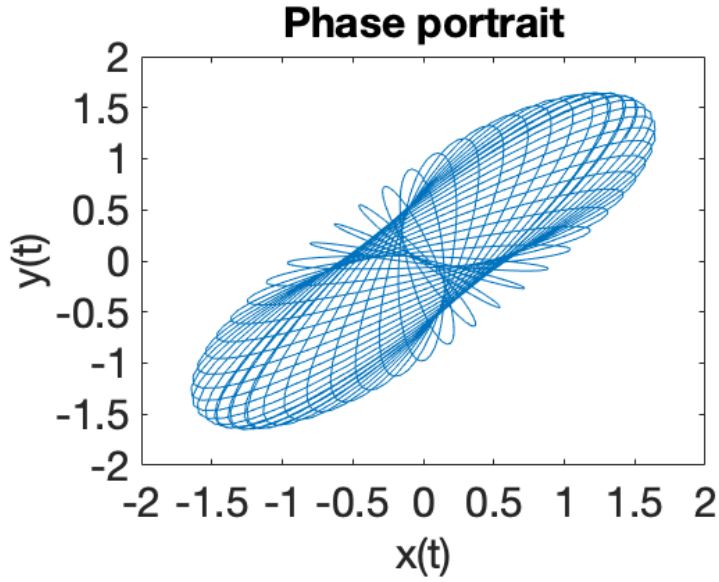


Figure 6: $\varphi_1 = \pi/4, \varphi_2 = \pi/2, \varphi_3 = \pi/3, \varphi_4 = \pi/4, \omega_1 = 1.81, \omega_2 = 1.88 \mapsto$ quasiperiodic dynamics.

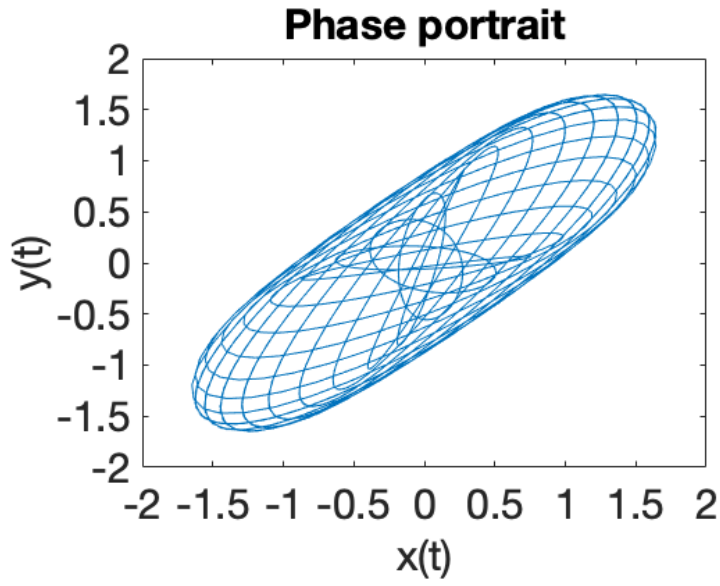


Figure 7: $\varphi_1 = \pi/6, \varphi_2 = \pi/5, \varphi_3 = \pi/2, \varphi_4 = \pi/4, \omega_1 = 1.8, \omega_2 = 1.9 \mapsto$ periodic behaviour.

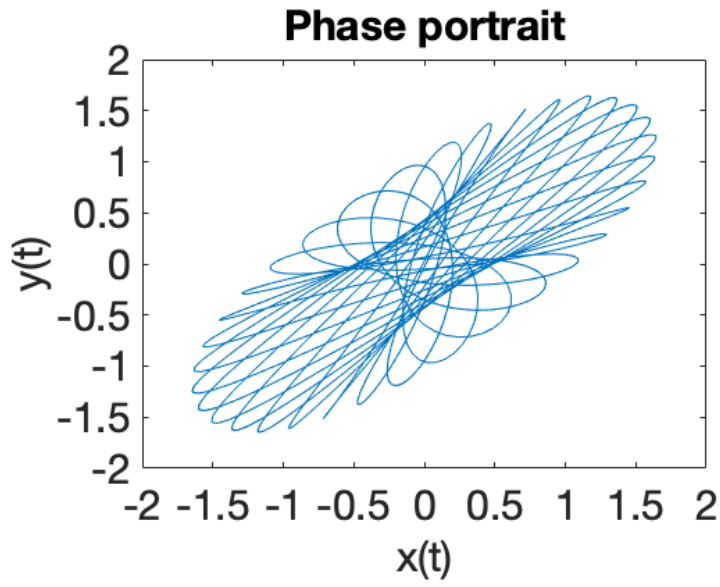


Figure 8: $\varphi_1 = \pi/6, \varphi_2 = \pi/4, \varphi_3 = \pi/2, \varphi_4 = \pi/8, \omega_1 = 1.5, \omega_2 = 1.9 \mapsto$ periodic behaviour.

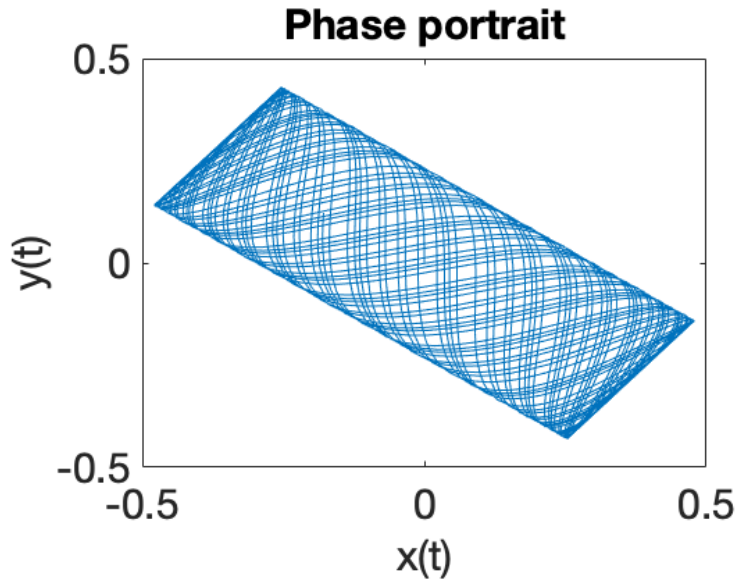


Figure 9: Phase portrait for $b = 2, k_1 = 4, k_2 = 5, m_1 = m_2 = 1$.

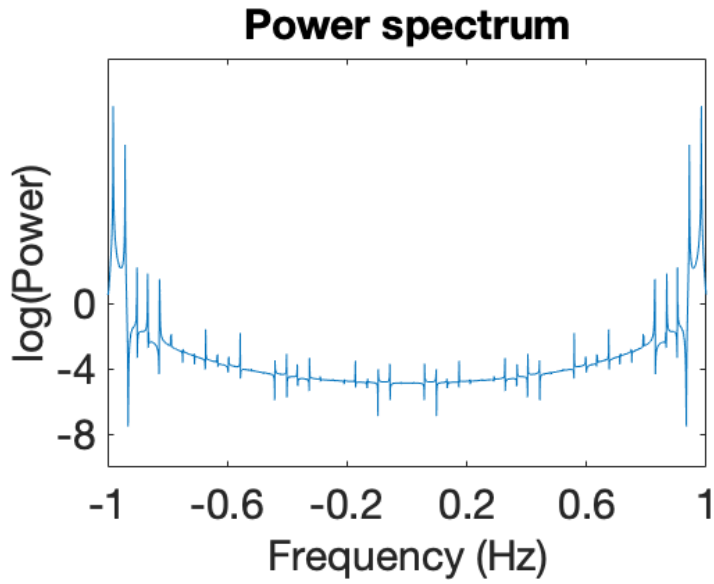


Figure 10: Associated power spectrum. Initial conditions $\dot{x}(0) = 0, \dot{y}(0) = 0, x(0) = 0, y(0) = 0.5$.

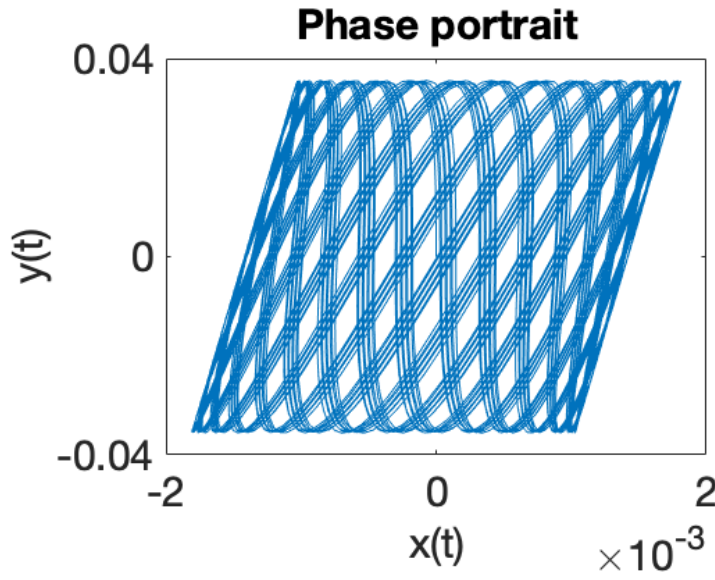


Figure 11: Phase portrait for $b = 2, k_1 = 17, k_2 = 199, m_1 = m_2 = 1$.

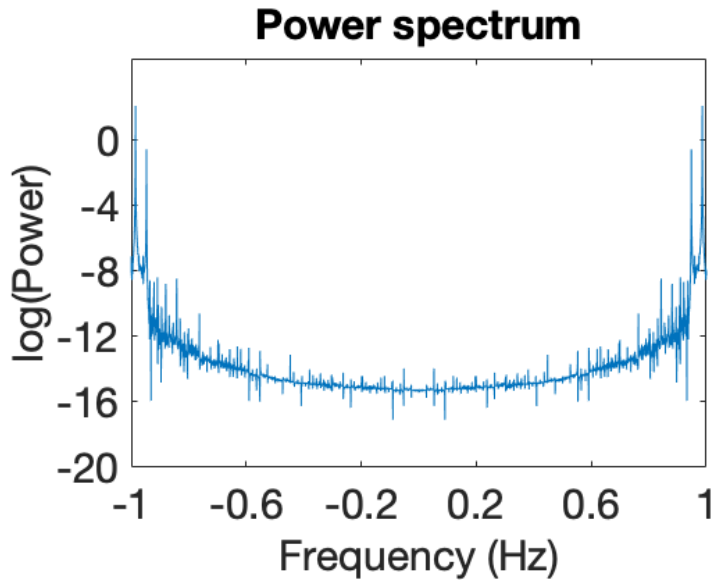


Figure 12: Associated power spectrum. Initial conditions $\dot{x}(0) = 0, \dot{y}(0) = 0, x(0) = 0, y(0) = 0.5$.

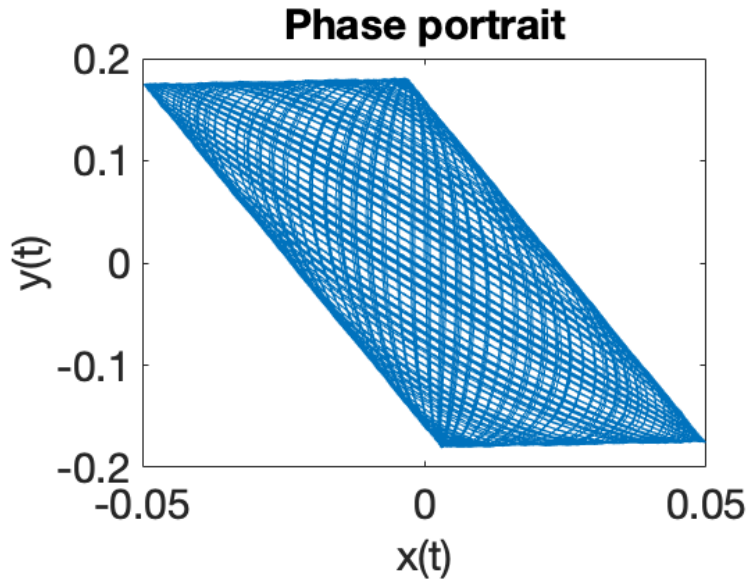


Figure 13: Phase portrait for $b = 3, k_1 = 99, k_2 = 102, m_1 = 10, m_2 = 13$.

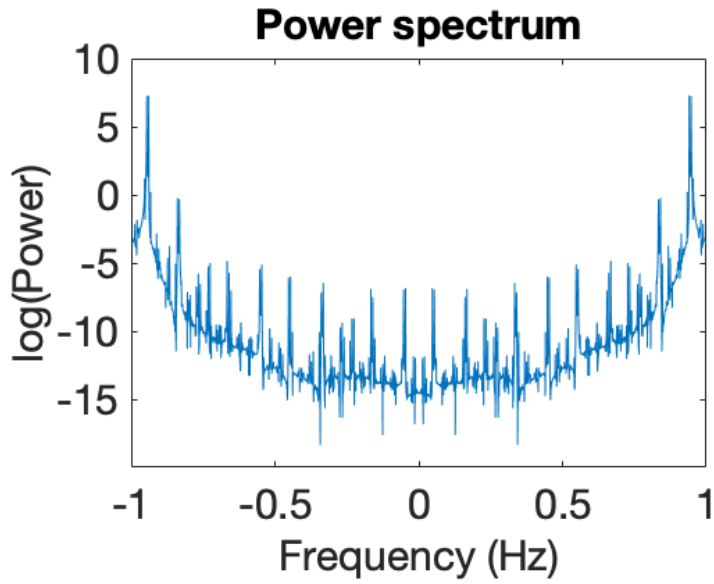


Figure 14: Associated power spectrum. Initial conditions $\dot{x}(0) = 0, \dot{y}(0) = 0, x(0) = 0, y(0) = 0.5$.

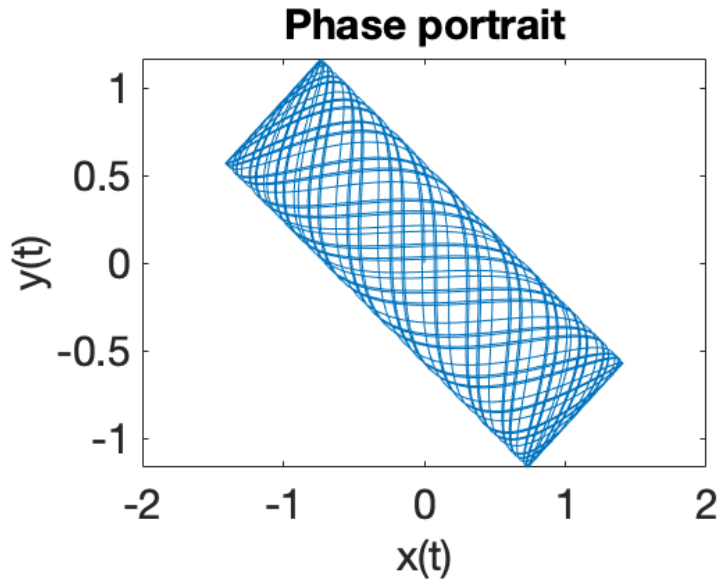


Figure 15: Phase portrait for $b = 2, k_1 = 4, k_2 = 5, m_1 = 5, m_2 = 7$.

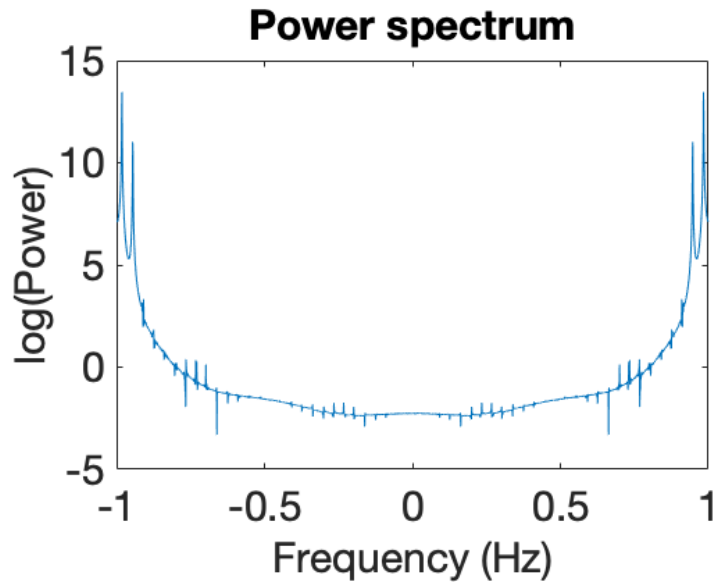


Figure 16: Associated power spectrum. Initial conditions $\dot{x}(0) = 0, \dot{y}(0) = 0, x(0) = 0, y(0) = 0.5$.

3. Dynamic Stability for Two Oscillators Levitated in a RF Trap

3.1. System Hamiltonian Hessian Matrix Approach

A well established model is employed to portray system dynamics, that relies on two control parameters: the axial angular momentum and the ratio between the radial and axial secular frequencies characteristic to the trap. If we consider two ions with equal electric charges, their relative motion is described by the equation [16, 18, 19, 42, 43]

$$\frac{d^2}{dt^2} \begin{bmatrix} x \\ y \\ z \end{bmatrix} + [a + 2q \cos(2t)] \begin{bmatrix} x \\ y \\ -2z \end{bmatrix} = \frac{\mu_x^2}{|\mathbf{r}|^3} \begin{bmatrix} x \\ y \\ z \end{bmatrix}, \quad (23)$$

where $\vec{r} = x_1 - x_2$, $\mu_x = \sqrt{a + \frac{1}{2}q^2}$ represents the dimensionless radial secular (pseudo-oscillator) characteristic frequency [44], while a and q stand for the adimensional trap parameters in the Mathieu equation, namely

$$a = \frac{8QU_0}{m\Omega^2(r_0^2 + 2z_0^2)}, \quad q = \frac{4QV_0}{m\Omega^2(r_0^2 + 2z_0^2)}.$$

U_0 and V_0 denote the d.c and RF trap voltage, respectively, Q stands for the electric charge of the ion, Ω represents the RF drive frequency, while r_0 and z_0 are the trap radial and axial dimensions. For $a, q \ll 1$, such as in our case, the pseudopotential approximation is valid. Therefore, we can associate an autonomous Hamilton function to the system described by eq. (23), which we express in scaled cylindrical coordinates (ρ, ϕ, z) as [16]

$$H = \frac{1}{2} (p_\rho^2 + p_z^2) + U(\rho, z), \quad (24)$$

where

$$U(\rho, z) = \frac{1}{2} (\rho^2 + \lambda^2 z^2) + \frac{\nu^2}{2\rho^2} + \frac{1}{r}, \quad (25)$$

with $r = \sqrt{\rho^2 + z^2}$, $\lambda = \mu_z/\mu_x$, and $\mu_z = \sqrt{2(q^2 - a)}$. ν denotes the scaled axial (z) component of the angular momentum L_z and it represents a constant of motion, while μ_z represents the second secular frequency [16, 42]. We emphasize that both λ and ν are positive control parameters. For arbitrary values of ν and for positive discrete values of $\lambda = 1/2, 1, 2$, eq. (25) is integrable and even separable, except the case when $\lambda = 1/2$, and $|\nu| > 0$ ($\nu \neq 0$), as stated in [17].

The equations of the relative motion corresponding to the Hamiltonian function described by eq. (24) can be cast into [16, 17]:

$$\ddot{z} = \frac{z}{r^{3/2}} - \lambda^2 z , \quad (26a)$$

$$\ddot{\rho} = \frac{\rho}{r^{3/2}} - \rho + \frac{\nu^2}{\rho^3} , \quad (26b)$$

with $p_\rho = \dot{\rho}$ and $p_z = \dot{z}$. The critical points of the U potential are determined as solutions of the system of equations:

$$\frac{\partial U}{\partial \rho} = \rho - \frac{\nu^2}{\rho^3} - \frac{1}{r^2} \frac{\rho}{r} = 0 , \quad (27a)$$

$$\frac{\partial U}{\partial z} = \lambda^2 z - \frac{1}{r^2} \frac{z}{r} = 0, \quad (27b)$$

where $\partial r / \partial \rho = \rho / r$ and $\partial r / \partial z = z / r$.

3.2. Solutions of the Equations of Motion for the Two Oscillator System

We use the Morse theory [45–47] to determine the critical points of the potential U and to discuss the solutions of eq. (27), with an aim to fully characterize the dynamical stability of the coupled oscillator system. Then:

$$z \left(\lambda^2 - \frac{1}{r^3} \right) = 0 , \quad (28)$$

which leads to a number of two possible cases:

Case 1. $z = 0$. The first equation of the system (27) can be recast as

$$\begin{aligned} \rho - \frac{\nu^2}{\rho^3} - \frac{\rho}{r^3} = 0 &\rightarrow \rho = r \text{ for } z = 0 \\ \Rightarrow \rho^4 - \rho - \nu^2 &= 0 \end{aligned} \quad (29)$$

Then, a function which depends of ρ results

$$f(\rho) = \rho^4 - \rho - \nu^2 , \quad f'(\rho) = 4\rho^3 - 1 \quad (30)$$

The second relationship in eq. (30) shows that $\rho = \sqrt[3]{\frac{1}{4}}$ is a point of minimum for $f(\rho)$. In case when $\rho_0 > 0$, for $\nu \neq 0$ and $z_0 = 0$,

$$f(\rho) = \rho_0^4 - \rho_0 - \nu^2 = 0.$$

On the other hand, when $\nu = 0$ we infer

$$f(\rho) = \rho(\rho^3 - 1) = 0 \Rightarrow \rho_1 = 0, \rho_2 = 1.$$

It is obvious that only the solution $\rho_2 = 1$ satisfies the equation, while the solution ρ_1 does not fit. Moreover, for $\nu = 0$ and $z_0 = 0, \rho_0 = 1$ is a valid solution.

Case 2. $r^3 = 1/\lambda^2 \Rightarrow$

$$r = \lambda^{-2/3}, \quad (31)$$

with $\lambda > 0$, which means $q^2 > a$.

We revert to the first equation of the system (27)

$$\rho^4(1 - \lambda^2) - \nu^2 = 0, \quad (32)$$

from which we infer

$$\rho = \frac{\sqrt{|\nu|}}{\sqrt[4]{1 - \lambda^2}}, \quad (33)$$

for $\lambda < 1$, while in the case $\lambda \leq 1$ and $\nu \neq 0$ there are no solutions. In the scenario when $\lambda < 1, \nu = 0$ we find $\rho = 0$, while for $\lambda = 1, \nu = 0$ it follows that any $\rho \geq 0$ is a solution. As $r = \sqrt{z^2 + \rho^2}$ we obtain

$$z = \pm\sqrt{r^2 - \rho^2} = \pm\sqrt{\lambda^{-4/3} - \rho^2} \quad (34)$$

We distinguish between three subcases

Subcase (i): $\lambda < 1, \nu \neq 0$ and

$$\rho = \frac{\sqrt{|\nu|}}{\sqrt[4]{1 - \lambda^2}}, \quad z_{12} = \pm\sqrt{\lambda^{-4/3} - \frac{|\nu|}{\sqrt{1 - \lambda^2}}}$$

provided that $1 - \lambda^2 > \nu^2 \lambda^{8/3}$ or

$$z = 0 \text{ for } 1 - \lambda_c^2 = \nu^2 \lambda_c^{8/3}$$

where the c index of λ stands for critical.

Subcase (ii): $\lambda < 1, \nu = 0 \rightarrow \rho = 0 \rightarrow z_{12} = \pm\lambda^{-2/3}$.

Subcase (iii): $\lambda = 1, \nu = 0 \rightarrow z_{12} = \pm\sqrt{\lambda^{-4/3} - \rho^2}, \rho \geq 0$.

These are the solutions we find for the equations of motion corresponding to the two coupled oscillators system. After doing the math, the Hessian matrix of the potential U can be cast as

$$\mathbf{H} = \begin{vmatrix} 1 + \frac{3\nu^2}{\rho^4} - \frac{1}{r^3} + \frac{3\rho^2}{r^5} & \frac{3\rho z}{r^5} \\ \frac{3\rho z}{r^5} & \lambda^2 - \frac{1}{r^3} + \frac{3z^2}{r^5} \end{vmatrix}. \quad (35)$$

The determinant and the trace of the Hessian matrix result as

$$\det \mathbf{H} = \frac{3\nu^2}{\rho^4} \left(\lambda^2 - \frac{1}{r^3} + \frac{3z^2}{r^5} \right) + \lambda^2 \left(1 - \frac{1}{r^3} + \frac{3\rho^2}{r^5} \right) - \frac{1}{r^3} \left(1 + \frac{2}{r^3} - \frac{3z^2}{r^2} \right), \quad (36a)$$

$$\text{Tr } \mathbf{H} = 1 + \lambda^2 + \frac{3\nu^2}{\rho^4} + \frac{1}{r^3}. \quad (36b)$$

From eqs. (36) we infer $\text{Tr } \mathbf{H} = 0$. Thus, the Hessian matrix \mathbf{H} has at least a strictly positive eigenvalue.

3.3. Critical Points. Discussion.

We use eq. (36) to investigate the critical points for the system of interest. We consider two distinct cases:

Case 1. $z = 0$ and $r = \rho$. Then eqs. (36) change accordingly

$$\det \mathbf{H} = \frac{3\nu^2}{\rho^4} \left(\lambda^2 - \frac{1}{\rho^3} \right) + \lambda^2 \left(1 + \frac{2}{\rho^3} \right) - \frac{1}{\rho^3} \left(1 + \frac{2}{\rho^3} \right), \quad (37a)$$

$$\text{Tr } \mathbf{H} = 1 + \lambda^2 + \frac{3\nu^2}{\rho^4} + \frac{1}{\rho^3}. \quad (37b)$$

We distinguish among the following subcases:

Subcase (i): $\nu = 0$, $z = 0$, $\rho = 1$.

A system of equations results, such as

$$\text{Tr } \mathbf{H} = 2 + \lambda^2 > 0 \quad (38a)$$

$$\det \mathbf{H} = 3(\lambda^2 - 1) \quad (38b)$$

	λ_1	λ_2	Critical Point
$0 < \lambda < 1$	> 0	> 0	Minimum
$\lambda = 1$	> 0	0	Degeneracy
$\lambda > 1$	> 0	< 0	Saddle point

Table 1: Hessian matrix eigenvalues and associated critical points

In Table 1 we supply a table that characterizes the eigenvalues λ_1 and λ_2 of the Hessian matrix:

Thus, by investigating the signs of the Hessian matrix eigenvalues we can discriminate between critical points, minimum points, saddle points and degeneracy. Only if $\lambda = 1$ the critical point is degenerate. When the determinant of the Hessian matrix of the potential $\det \mathbf{H} \neq 0$, the system is non-degenerate. The system is degenerate if $\det \mathbf{H} = 0$.

Subcase (ii): $z = 0$, $\nu \neq 0$.

In order for a function to be smooth, its derivatives are required to be continuous. We revert to eq. (30). Then $\nu^2 = \rho(\rho^3 - 1)$ and

$$\det \mathbf{H} = \left(4 - \frac{1}{\rho^3}\right) \left(\lambda^2 - \frac{1}{\rho^3}\right) . \quad (39)$$

We seek for degenerate critical points (characterized by $\det \mathbf{H} = 0$). We infer $\rho = \lambda^{-2/3}$ or $\rho = 4^{-1/3}$, which involves two distinct sub-subcases:

a) $\rho = \lambda^{-2/3}$. We revert to eq. (27) and infer

$$\lambda^{-8/3} - \lambda^{-2/3} - \nu^2 = 0 .$$

b) $\rho^4 \geq \rho$, $\rho \geq 1$. In such a situation we encounter a point of minimum when $\rho > \lambda^{-2/3}$, while the case $\rho < \lambda^{-2/3}$ implies a saddle point.

Case 2. $r = \lambda^{-4/3}$, $z^2 = \lambda^{-4/3} - \rho^2$.

In this particular case, after some calculus and use of eq. (32), eqs. (36) can be recast into

$$\det \mathbf{H} = 12\lambda^2 (1 - \lambda^2) (1 - \lambda^{4/3}\rho^2) , \quad (40a)$$

$$\text{Tr } \mathbf{H} = 4 - \lambda^2 > 0 , \quad (40b)$$

with $0 \leq \lambda^2 \leq 1$. Several subcases can be distinguished, as follows:

Subcase (i): $\nu = 0$, $\lambda^2 = 1$. Then $z = \pm\sqrt{\lambda^{-4/3} - \rho^2}$ with $\rho^2 \in [-\lambda^{2/3}, \lambda^{2/3}]$, $\rho \leq -\lambda^{-8/3}$. In such case $\text{Tr } \mathbf{H} = 3$ and $\det \mathbf{H} = 0$, which renders the critical point degenerate.

Subcase (ii): $\nu \neq 0$, $\lambda^2 = 0$. A degenerate critical point results with $\rho = \sqrt{|\nu|}$. In this case $\det \mathbf{H} = 0$ and we are again in the case of a degenerate critical point

$$\nu^2 = \lambda^{-8/3} - \lambda^{-2/3}$$

Subcase (iii): $0 \leq \lambda^2 < 1$, $\nu \neq 0$. As $\det \mathbf{H} > 0$, a point of minimum results:

$$\rho_0 = \frac{\sqrt{|\nu|}}{\sqrt[4]{1 - \lambda^2}} , \quad 1 - \lambda^2 > \nu^2 \lambda^{4/3} ,$$

$$z_{1,2} = \sqrt{\lambda^{-4/3} - \frac{\nu}{\sqrt{1 - \lambda^2}}} .$$

Subcase (iv): $0 < \lambda^2 < 1$, $\nu = 0 \rightarrow \rho = 0$. As $\det \mathbf{H} = 0$, a point of minimum results with $z_{12} = \pm\lambda^{-2/3}$.

Subcase (v): Case $\nu = 0$, $\lambda = 0 \rightarrow \rho = 0$, $z = 0$. The critical point is degenerate ($\det \mathbf{H} = 0$).

Subcase (vi): Case $\rho = \lambda^{-2/3}$, $\lambda = \lambda_c$.

$$1 - \lambda_c^2 = \nu^2 \lambda_c^{8/3} \quad (41)$$

A degenerate critical point results with $z = 0$ ($\det \mathbf{H} = 0$) .

A critical point for which the Hessian matrix is non-singular, is called a non-degenerate critical point. A Morse function admits only non-degenerate critical points that are stable [47]. The degenerate critical points (defined by $\det \mathbf{H} = 0$) compose the bifurcation set, whose image in the control parameter space (more precisely the $\nu - \lambda$ plan) establishes the catastrophe set of equations that defines the separatrix:

$$\nu = \sqrt{\lambda^{-8/3} - \lambda^{-2/3}} \quad \text{or} \quad \lambda = 0 . \quad (42)$$

Our method relies on employing the Hessian matrix to better characterize dynamical stability and the critical points of the system. Figure 17 displays the bifurcation diagram for two coupled oscillators confined in a Paul trap. The ion relative motion is characterized by the Hamilton function described by eqs. (24) and (25). The diagram illustrates both stability and instability regions where ion dynamics is integrable and non-integrable, respectively. Ion dynamics is integrable and even separable when $\lambda = 0.5$, $\lambda = 1$, $\lambda = 2$ [17–19].

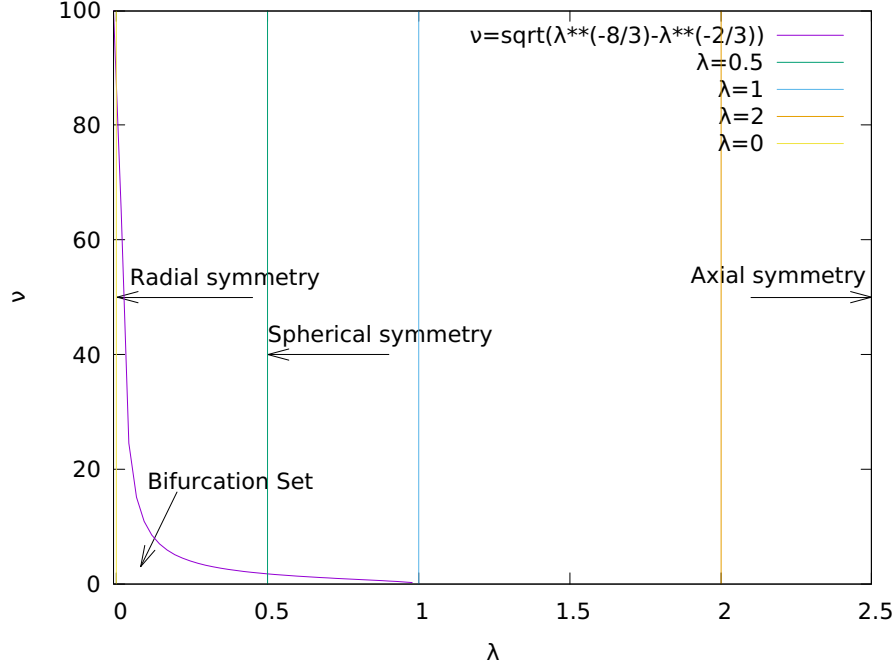


Figure 17: The bifurcation set for a system of two ions confined in a Paul trap

4. Quantum Stability and Ordered Structures for Many Body Systems of Trapped Ions

Furthermore, we apply the Hessian matrix approach and method previously introduced to investigate semiclassical stability and ordered structures for strongly coupled Coulomb systems (SCCS) confined in 3D QIT. In addition we suggest an analytical method to determine the associated critical points. We consider a system consisting of N identical ions of mass m_α and electric charge Q_α ($\alpha = 1, 2, \dots, N$), confined in a 3D RF (Paul) trap. The coordinate vector of the particle labelled as α is denoted by $\vec{r}_\alpha = (x_\alpha, y_\alpha, z_\alpha)$. A number of $3N$ generalized quantum coordinates $q_{\alpha i}, i = 1, 2, 3$, are associated to the $3N$ degrees of liberty. We also denote $q_{\alpha 1} = x_\alpha$, $q_{\alpha 2} = y_\alpha$, and $q_{\alpha 3} = z_\alpha$. Hence, the kinetic energy for a number of α particles confined in the trap can be expressed as

$$T = \sum_{\alpha=1}^N \sum_{i=1}^3 \frac{1}{2m_\alpha} \dot{q}_{\alpha i}^2, \quad (43)$$

while the potential energy is

$$U = \frac{1}{2} \sum_{\alpha=1}^N \sum_{i=1}^3 k_i q_{\alpha i}^2 + \sum_{1 \leq \alpha < \beta \leq N} \frac{Q_\alpha Q_\beta}{4\pi\epsilon_0 |\vec{r}_\alpha - \vec{r}_\beta|}, \quad (44)$$

where ϵ_0 stands for the vacuum permittivity. For a spherical 3D trap: $k_1 = k_2 = k_3$. In case of a Paul or Penning 3D QIT $k_1 = k_2$, while the linear 2D Paul trap (LIT) corresponds to $k_3 = 0$, $k_1 = -k_2$. The k_i constants in case of a Paul trap result from the pseudo-potential approximation. The critical points of the system result as:

$$\sum_{\alpha=1}^N \Delta_\alpha U = 0, \quad \Delta_\alpha = \frac{\partial^2}{\partial x_\alpha^2} + \frac{\partial^2}{\partial y_\alpha^2} + \frac{\partial^2}{\partial z_\alpha^2}, \quad (45)$$

$$\Delta U = 0 \text{ or } \frac{\partial U}{\partial q_{\gamma j}} = 0, \quad \gamma = 1, \dots, N; \quad j = 1, 2, 3. \quad (46)$$

We denote

$$\frac{\partial q_{\alpha i}}{\partial q_{\gamma j}} = \delta_{\alpha\gamma} \delta_{ij}, \quad (47)$$

where δ stands for the Kronecker delta function. After doing the math we can write eq. (46) as

$$\frac{\partial U}{\partial q_{\gamma j}} = \frac{1}{2} \sum_{\alpha=1}^N \sum_{i=1}^3 2k_i q_{\alpha i} \delta_{\alpha\gamma} \delta_{ij} - \sum_{1 \leq \alpha < \beta \leq N} \frac{1}{4\pi\epsilon_0} \frac{Q_\alpha Q_\beta}{|\vec{r}_\alpha - \vec{r}_\beta|^3} (q_{\alpha j} - q_{\beta j}) (\delta_{\alpha\gamma} - \delta_{\beta\gamma}), \quad (48)$$

where the second term in eq. (48) represents the energy of the system, and introduce

$$\xi_{\alpha\beta} = \frac{1}{4\pi\epsilon_0} \frac{Q_\alpha Q_\beta}{|\vec{r}_\alpha - \vec{r}_\beta|^3}, \quad \alpha \neq \beta. \quad (49)$$

Moreover, $\xi_{\alpha\beta} = \xi_{\beta\alpha}$. After some calculus the system energy can be cast as

$$E = q_{\gamma j} \sum_{\alpha=1}^N \xi_{\alpha\gamma} - \sum_{\alpha=1}^N \xi_{\alpha\gamma} q_{\alpha j}. \quad (50)$$

We use eqs. (48) and (50), while the critical points (in particular, the minima) result as a solution of the system of equations

$$\frac{\partial U}{\partial q_{\gamma j}} = \left(k_j - \sum_{\alpha=1}^N \xi_{\alpha\gamma} \right) q_{\gamma j} + \sum_{\alpha=1}^N \xi_{\alpha\gamma} q_{\alpha j} = 0, \quad 1 \leq j \leq 3, \quad 1 \leq \alpha \leq N. \quad (51)$$

We consider $\bar{q}_{\alpha j}$ to be a solution of the system of eqs. (51) and obtain

$$\begin{aligned} U(q) = U(\bar{q}) &+ \sum_{\alpha=1}^N \sum_{j=1}^3 \frac{\partial U}{\partial q_{\alpha j}} (q_{\alpha j} - \bar{q}_{\alpha j}) + \\ &\frac{1}{2} \sum_{\alpha, \alpha'=1}^N \sum_{j, j'=1}^3 \frac{\partial^2 U}{\partial q_{\alpha j} \partial q_{\alpha' j'}} (q_{\alpha j} - \bar{q}_{\alpha j}) (q_{\alpha' j'} - \bar{q}_{\alpha' j'}) + \dots \end{aligned} \quad (52)$$

We further infer

$$\frac{\partial^2 U}{\partial q_{\gamma j} \partial q_{\gamma' j'}} = k_j \delta_{\gamma\gamma'} \delta_{jj'} - \sum_{\alpha=1}^N \xi_{\alpha\gamma} \delta_{\gamma\gamma'} \delta_{jj'} - q_{\gamma j} \sum_{\alpha=1}^N \frac{\partial \xi_{\alpha\gamma}}{\partial q_{\gamma' j'}} + \sum_{\alpha=1}^N \xi_{\gamma\gamma'} \delta_{jj'} + \sum_{\alpha=1}^N \frac{\partial \xi_{\alpha\gamma}}{\partial q_{\gamma' j'}} q_{\alpha j}. \quad (53)$$

After performing the math (details are supplied in Appendix 8.3) we cast eq. (53) into

$$\begin{aligned} \frac{\partial^2 U}{\partial q_{\gamma j} \partial q_{\gamma' j'}} &= - \left(\sum_{\alpha=1}^N \xi_{\alpha\gamma} \right) \delta_{\gamma\gamma'} \delta_{jj'} + \xi_{\gamma\gamma'} \delta_{jj'} + k_j \delta_{\gamma\gamma'} \delta_{jj'} + \\ &q_{\gamma j} \sum_{\alpha=1}^N \eta_{\alpha\gamma} (q_{\alpha j'} - q_{\gamma j'}) (\delta_{\alpha\gamma'} - \delta_{\gamma\gamma'}) - \sum_{\alpha=1}^N \eta_{\alpha\gamma} (q_{\alpha j'} - q_{\gamma j'}) (\delta_{\alpha\gamma'} - \delta_{\gamma\gamma'}) q_{\alpha j}. \end{aligned} \quad (54)$$

We search for a fixed solution $q_{\gamma j}^0$ of the system of eqs. (51). Then, the elements of the Hessian matrix of the potential function U in a critical point of coordinates $q_{\gamma j}^0$ are:

$$\begin{aligned}
\frac{\partial^2 U}{\partial q_{\gamma j}^0 \partial q_{\gamma' j'}^0} &= k_j \delta_{\gamma \gamma'} \delta_{jj'} + \xi_{\gamma \gamma'} \delta_{jj'} - \left(\sum_{\alpha=1}^N \xi_{\alpha \gamma} \right) \delta_{\gamma \gamma'} \delta_{jj'} + \\
&\eta_{\gamma \gamma'} \left(q_{\gamma j}^0 q_{\gamma' j'}^0 - q_{\gamma j}^0 q_{\gamma j'}^0 - q_{\gamma' j}^0 q_{\gamma' j'}^0 + q_{\gamma' j}^0 q_{\gamma j'}^0 \right) + q_{\gamma j}^0 q_{\gamma j'}^0 \sum_{\alpha=1}^N \eta_{\alpha \gamma} \delta_{\gamma \gamma'} + \\
&\delta_{\gamma \gamma'} \sum_{\alpha=1}^N \eta_{\alpha \gamma} q_{\alpha j}^0 q_{\alpha j'}^0 - \delta_{\gamma \gamma'} q_{\gamma j}^0 \sum_{\alpha=1}^N \eta_{\alpha \gamma} q_{\alpha j'}^0 - \delta_{\gamma \gamma'} q_{\gamma j'}^0 \sum_{\alpha=1}^N \eta_{\alpha \gamma} q_{\alpha j}^0 . \quad (55)
\end{aligned}$$

As it can be observed from eq. (55), our method allows one to determine (identify) the critical points of the potential function for the quantum system of N identical ions, where equilibrium configurations occur. It is exactly these equilibrium configurations that present a large interest for ion crystals or for quantum logic.

5. Hamiltonians for Systems of N Ions

We further apply our model to explore dynamical stability for systems consisting of N identical ions confined in a 3D QIT (Paul, Penning or combined traps) and show they can be studied locally in the neighbourhood of the minimum configurations that describe ordered structures (Coulomb or ion crystals [48]). Collective dynamics for many body systems confined in a 3D QIT that exhibits cylindrical (axial) symmetry is characterized in Refs. [1, 22]. We explore a system consisting of N ions in a space with d dimensions, labelled as \mathbb{R}^d . The coordinates in the manifold of configurations \mathbb{R}^d are denoted by $x_{\alpha j}$, $\alpha = 1, \dots, N$, $j = 1, \dots, d$. In case of linear, planar or 3D (space) models, the number of corresponding dimensions is $d = 1$, $d = 2$ or $d = 3$, respectively. We will further introduce the kinetic energy T , the linear potential energy U_1 , the 3D QIT potential energy U , and the anharmonic trap potential V :

$$T = \sum_{\alpha=1}^N \sum_{j=1}^d \frac{1}{2m_{\alpha}} p_{\alpha j}^2, \quad U_1 = \frac{1}{2} \sum_{\alpha=1}^N \sum_{j=1}^d \delta_j x_{\alpha j}, \quad (56a)$$

$$U = \frac{1}{2} \sum_{\alpha=1}^N \sum_{i,j=1}^d \kappa_{ij} x_{\alpha j}^2, \quad V = \sum_{\alpha=1}^N v(\mathbf{x}_{\alpha}, t) \quad (56b)$$

where m_α is the mass of the ion denoted by α , $\mathbf{x}_\alpha = (x_{\alpha 1}, \dots, x_{\alpha d})$, and δ_j and κ_{ij} represent functions that ultimately depend on time. The Hamilton function associated to the strongly coupled Coulomb system (SCCS) consisting of N ions, can be cast as

$$H = T + U_1 + U + V + W ,$$

where W represents the interaction potential between the ions.

We assume the ions possess equal masses and introduce d coordinates x_j of the centre of mass (CM) of the system

$$x_j = \frac{1}{N} \sum_{\alpha=1}^N x_{\alpha j} , \quad (57)$$

and $d(N-1)$ coordinates $y_{\alpha j}$ with respect to the relative motion of the ions

$$y_{\alpha j} = x_{\alpha j} - x_j , \quad \sum_{\alpha=1}^N y_{\alpha j} = 0 . \quad (58)$$

We introduce d collective coordinates denoted as s_j and the collective coordinate s , defined as

$$s_j = \sum_{\alpha=1}^N y_{\alpha j}^2 , \quad s = \sum_{\alpha=1}^N \sum_{j=1}^d y_{\alpha j}^2 . \quad (59)$$

By calculus, we obtain

$$\sum_{\alpha=1}^N x_{\alpha j}^2 = N x_j^2 + \sum_{\alpha=1}^N y_{\alpha j}^2 . \quad (60)$$

$$s_j = \frac{1}{2N} \sum_{\alpha, \beta=1}^N (x_{\alpha j} - x_{\beta j})^2 , \quad s = \frac{1}{2N} \sum_{\alpha, \beta=1}^N \sum_{j=1}^d (x_{\alpha j} - x_{\beta j})^2 . \quad (61)$$

From eq. (61) it stems that s represents the square of the distance measured from the origin (fixed in the CM) to the point that corresponds to the system of N ions from the manifold of configurations. The relation $s = s_0$ (with $s_0 > 0$ constant) determines a sphere of radius $\sqrt{s_0}$, with its centre located in the origin of the configurations manifold. In case of ordered

structures of N ions, the trajectory is restricted within a neighbourhood $\|s - s_0\| < \varepsilon$ of this sphere, where ε is sufficiently small. On the other hand, the collective variable s can be also interpreted as a dispersion:

$$s = \sum_{\alpha=1}^N \sum_{j=1}^d (x_{\alpha j}^2 - x_j^2) . \quad (62)$$

We further introduce the moments $p_{\alpha j}$ associated to the coordinates $x_{\alpha j}$. In addition, we introduce d impulses p_j of the center of mass (CM) and $d(N-1)$ moments $\xi_{\alpha j}$ of the relative motion defined as

$$p_j = \frac{1}{N} \sum_{\alpha=1}^N p_{\alpha j} , \quad \xi_{\alpha j} = p_{\alpha j} - p_j , \quad \sum_{\alpha=1}^N \xi_{\alpha j} = 0 , \quad (63)$$

with $p_{\alpha j} = -i\hbar(\partial/\partial x_{\alpha j})$. We denote

$$D_j = \frac{1}{N} \sum_{\alpha=1}^N \frac{\partial}{\partial x_{\alpha j}} , \quad D_{\alpha j} = \frac{\partial}{\partial x_{\alpha j}} - D_j , \quad \sum_{\alpha=1}^N D_{\alpha j} = 0 . \quad (64)$$

In addition

$$\sum_{\alpha=1}^N \frac{\partial^2}{\partial x_j^2} = N D_j^2 + \sum_{\alpha=1}^N D_{\alpha j}^2 \quad (65)$$

When $d = 3$ we denote by $L_{\alpha 3}$ the projection of the angular momentum of the α particle on the axis 3. Then, the projections of the total angular momentum and of the angular momentum of the relative motion on the axis 3, denoted by L_3 and L'_3 respectively, satisfy

$$\sum_{\alpha=1}^N L_{\alpha 3} = L_3 + L'_3 , \quad L_{\alpha 3} = x_{\alpha 1} p_{\alpha 2} - x_{\alpha 2} p_{\alpha 1} , \quad (66a)$$

$$L_3 = p_1 D_2 - p_2 D_1 , \quad L'_3 = \sum_{\alpha=1}^N (y_{\alpha 1} \xi_{\alpha 2} - y_{\alpha 2} \xi_{\alpha 1}) . \quad (66b)$$

The Hamilton function assigned to a many body system consisting of N charged particles of mass M and equal electric charge Q , confined in a

quadrupole combined (Paul and Penning) trap that displays axial (cylindrical) symmetry, in presence of a constant axial magnetic field B_0 , can be expressed as [1, 36, 37]

$$H = \sum_{\alpha=1}^N \left[\frac{1}{2M} \sum_{j=1}^3 p_{\alpha j}^2 + \frac{K_r}{2} (x_{\alpha 1}^2 + x_{\alpha 2}^2) + \frac{K_a}{2} x_{\alpha 3}^2 - \frac{\omega_c}{2} L_{\alpha 3} \right] + W , \quad (67)$$

with

$$K_r = \frac{M\omega_c^2}{4} - 2Qc_2A(t) , \quad K_a = 4Qc_2A(t) , \quad \omega_c = \frac{QB_0}{M} ,$$

where ω_c is the cyclotronic frequency in the Penning trap, c_2 is a constant that depends on the trap geometry, and $A(t)$ represents a function that is periodic in time [37]. The index r refers to radial motion while the index a refers to axial motion. Then H can be expressed as the sum between the Hamiltonian of the CM of the system H_{CM} and the Hamilton function associated to the relative motion of the ions H' :

$$H = H_{CM} + H' , \quad (68a)$$

$$H_{CM} = \frac{1}{2NM} \sum_{j=1}^3 p_j^2 + \frac{NK_r}{2} (x_1^2 + x_2^2) + \frac{NK_a}{2} x_3^2 - \frac{\omega_c}{2} L_3 , \quad (68b)$$

$$H' = \sum_{\alpha=1}^N \left[-\frac{\hbar^2}{2M} \sum_{j=1}^3 \xi_{\alpha j}^2 + \frac{K_r}{2} (y_{\alpha 1}^2 + y_{\alpha 2}^2) + \frac{K_a}{2} y_{\alpha 3}^2 \right] - \frac{\omega_c}{2} L'_3 + W . \quad (68c)$$

Our results are in agreement with Ref. [22], where collective dynamical systems associated to the symplectic group are used to describe the axial and radial quantum Hamiltonians of the CM and of the relative ion motion. The space charge and its effect on the ion dynamics in case of a LIT is examined in Ref. [49], where the authors emphasize two distinguishable effects: (i) alteration of the specific ion oscillation frequency owing to variations of the trap potential, and (ii) for specific high charge density experimental conditions, the ions might perform as a single collective ensemble and exhibit dynamic frequency which is autonomous with respect to the number of ions. The model we suggest in this paper is appropriate to achieve a unitary approach

aimed at generalizing the parameters for different types of 3D QIT. Further on, we apply this model to investigate the particular case of a combined Paul and Penning 3D QIT [50].

We consider W to be an interaction potential that is translation invariant (it only depends of $y_{\alpha j}$). The ion distribution in the trap can be represented by means of numerical analysis and computer modelling [51, 52], through the Hamilton function we provide

$$H_{sim} = \sum_{i=1}^n \frac{1}{2M} \vec{p}_i^2 + \sum_{i=1}^n \frac{M}{2} (\omega_1^2 x_i^2 + \omega_2^2 y_i^2 + \omega_3^2 z_i^2) + \sum_{1 \leq i < j \leq n} \frac{Q^2}{4\pi\epsilon_0} \frac{1}{|\vec{r}_i - \vec{r}_j|}, \quad (69)$$

where the second term accounts for the effective electric potential of the 3D QIT and the third term is responsible for the Coulomb repulsive force. In addition, we emphasize that the results obtained bring new contributions towards a better understanding of dynamical stability for charged particles levitated in a combined ion trap (Paul and Penning) [2], using both electrostatic DC and RF fields over which a constant static magnetic field is superimposed. Applications span areas of large interest such as stable confinement of antimatter and fundamental physics with antihydrogen [2, 53]. We can also mention precision measurements and tests of the Standard Model using 3D QITs.

We can resume by stating that many body systems consisting of N ions stored in a 3D QIT trap can be investigated locally in the neighbourhood of minimum configurations that characterize regular structures (Coulomb or ion crystals [48]). Collective models that exhibit a small number of degrees of freedom can be introduced to achieve a comprehensive portrait of the system, or the electric potential can be estimated by means of particular potentials for which the N -particle potentials are integrable. Little perturbations generally preserve quantum stability. The many body system under investigation is also characterized by a continuous part of the energy spectrum, whose classical equivalent is achieved through a class of chaotic orbits. Nevertheless, a weak correspondence can be traced between classical and quantum nonlinear dynamics, based on Husimi functions [1, 22]. As a result, it is straightforward to describe quantum ion crystals [54] by way of the minimum points associated to the Husimi function [37].

6. Highlights

We discuss dynamical stability for a classical system of two coupled oscillators in a 3D RF (Paul) trap using a well known model from literature [16–18], based on two control parameters: the axial angular momentum and the ratio between the radial and axial secular frequencies of the trap. We enlarge the model by performing a qualitative analysis, based on the eigenvalues associated to the Hessian matrix of the potential, in order to explicitly determine the critical points, the minima and saddle points. The bifurcation set consists of the degenerate critical points. Its image in the control parameter space establishes the catastrophe set of equations which establishes the separatrix. We also supply the bifurcation diagram particularized to the system under investigation.

By illustrating the phase portraits we demonstrate that ion dynamics mainly consists of periodic and quasiperiodic trajectories, in the situation when the eigenfrequencies ratio is a rational number. In the scenario in which the eigenfrequencies ratio is an irrational number, the system is ergodic and it exhibits repetitive (iterative) rotations in the vicinity of a certain point. Our results also stand for ions with different masses or ions that exhibit different electrical charges, by generalizing the system investigated. By illustrating the phase portraits and the associated power spectra we show that ion dynamics is periodic or quasiperiodic for the parameter values employed in the numerical modelling.

The model we introduce is then used to investigate quantum stability for N identical ions levitated in a 3D QIT, and we infer the elements of the Hessian matrix of the potential function U in a critical point. We then apply our model to explore dynamical stability for SCCS consisting of N identical ions confined in different types of 3D QIT (Paul, Penning, or combined traps) that exhibit cylindrical (axial) symmetry, and show that they can be studied locally in the neighbourhood of the minimum configurations that describe ordered structures (Coulomb or ion crystals [48]). In order to perform a global description, we introduce collective models with a small number of degrees of freedom or the Coulomb potential can be approximated with specific potentials for which the N -particle potentials are integrable. Small enough perturbations maintain the quantum stability although the classical system may also exhibit a chaotic behaviour.

We obtain the Hamilton function associated to a combined 3D QIT, which we show to be the sum of the Hamilton functions of the CM and of the

relative motion of the ions. The ion distribution in the trap can be modelled by means of numerical analysis through the Hamilton function provided.

The results obtained bring new contributions towards a better understanding of the dynamical stability of charged particles in 3D QIT, and in particular for combined ion traps, with applications such as high precision mass spectrometry for elementary particles, search for spatio-temporal variations of the fundamental constants in physics at the cosmological scale, etc. Our approach is also very relevant in generalizing the parameters of different types of traps in a unified manner.

7. Conclusions

The paper suggests an alternative approach that is effective in describing the dynamical regimes for different types of traps in a coherent manner. The results obtained bring new contributions towards a better understanding of the dynamical stability (electrodynamics) of charged particles in a combinational ion trap (Paul and Penning), using both electrostatic DC and RF fields over which a constant static magnetic field is superimposed. One of the advantages of our model lies in better characterizing ion dynamics for coupled two ion systems and for many body systems consisting of large number of ions. It also enables identifying stable solutions of motion and discussing the important issue of the critical points of the system, where the equilibrium configurations occur.

Applications span areas of vivid interest such as stable confinement of antimatter and fundamental physics with antihydrogen [2, 53] or high precision measurements (including matter and antimatter tests of the Standard Model) [9, 55]. Better characterization of ion dynamics in such traps would lead to longer trapping times, which is an issue of outmost importance. Other possible applications are Coulomb or ion crystals (multi body dynamics). The results and methods used are appropriate for the ion trap physics community to compare regimes without having the details of the trap itself.

Acknowledgements

The author gratefully acknowledges support provided by the Romanian Space Agency (ROSA), Contract No. 136 / 2017 - Quantum Ion Trap Mass Spectrometry (QITMS). B. M. is grateful to Sabin Stoica (IFIN-HH) for fruitful discussions and suggestions made before submitting the manuscript.

B. M. and S. L. would like to thank the anonymous reviewers for the valuable suggestions and comments on the manuscript.

8. Appendix

8.1. Interaction potential, electric potential of the trap

We denote

$$\frac{k_1}{2} = Q_1 \beta_1, \quad (70)$$

where Q_1 represents the electric charge of the ion labelled as 1. We assume the ions possess equal electric charges $Q_1 = Q_2$. The trap electric potential $\Phi_1 = \beta_1 x_1^2 + \dots$, can be considered as harmonic to a good approximation for the system of interest. In case of a one-dimensional system of s particles (ions) or for a system with s degrees of freedom, the potential energy is:

$$U = \sum_{i=1}^s \frac{k_i \zeta_i^2}{2} + \frac{1}{2} \sum_{1 \leq i < j \leq s} b_{ij} (\zeta_i - \zeta_j)^2, \quad (71)$$

where ζ_i are the generalized coordinates and $\dot{\zeta}_i$ represent the generalized velocities. The electric potential is considered as a general solution of the Laplace equation, built using spherical harmonics functions with time dependent coefficients. By performing a series expansion of the Coulomb potential in spherical coordinates we can write down

$$\frac{1}{|\vec{x} - \vec{X}|} = \sum_{k=0}^{\infty} \left[\frac{r^k / R^{k+1}}{R^k / r^{k+1}} \begin{pmatrix} (\alpha) \\ (\beta) \end{pmatrix} \right] \frac{4\pi}{2k+1} \sum_{q=-k}^k Y_{kq}^* (\Theta, \Phi) Y_{kq} (\theta, \varphi), \quad (72)$$

where Y_{kq}^* and Y_{kq} stand for the spherical harmonic functions. We choose $r = |\vec{x}|$ and $R = |\vec{X}|$. The expression labelled as (α) in eq. (72) corresponds to the case $r < R$, while the expression labelled by (β) is valid when $r > R$. We expand in series around R assuming a diluted medium. We infer the interaction potential as

$$V_{int} = \frac{1}{4\pi\epsilon_0} \sum_{1 \leq i < j \leq s} \frac{Q_i Q_j}{|\vec{r}_i - \vec{r}_j|}. \quad (73)$$

8.2. Dynamical Stability

As shown in Section 2.1, the expression of the autonomous Hamiltonian function associated to the system of two ions is given by Equation (24), where $r = \sqrt{\rho^2 + z^2}$, $\lambda = \mu_z/\mu_x$, $\mu_z = \sqrt{2(q^2 - a)}$. In fact λ and ν represent the two control parameters chosen, with λ the ratio between the secular axial and radial frequencies of the trap. ν denotes the scaled axial (z) component of the angular momentum L_z , while μ_z represents the second (or axial) secular frequency [16]. By calculus we infer

$$\lambda^2 = 4 \frac{q^2 - a}{q^2 + 2a}, \quad \nu^2 = \frac{2L_z^2}{q^2 + 2a}, \quad (74)$$

and we discriminate among three cases [17]:

1. $\lambda = \frac{1}{2}$ and from eq. (74) we infer

$$a = \frac{5q^2}{6}$$

2. $\lambda = 1$. Eq. (74) gives

$$a = \frac{q^2}{2}$$

3. $\lambda = 2$. By an analogous procedure we have

$$a = 0.$$

8.3. Quantum Stability

Using eqs. (46) and (47) we obtain

$$\frac{\partial}{\partial q_{\gamma j}} \frac{1}{|\vec{r}_\alpha - \vec{r}_\beta|} = - \frac{1}{|\vec{r}_\alpha - \vec{r}_\beta|^2} \frac{\partial}{\partial q_{\gamma j}} |\vec{r}_\alpha - \vec{r}_\beta| \quad (75)$$

We also have

$$|\vec{r}_\alpha - \vec{r}_\beta| = \sqrt{\sum_{h=1}^3 (q_{\alpha h} - q_{\beta h})^2}. \quad (76)$$

Then

$$\frac{\partial}{\partial q_{\gamma j}} |\vec{r}_\alpha - \vec{r}_\beta| = |\vec{r}_\alpha - \vec{r}_\beta|^{-1} (q_{\alpha j} - q_{\beta j}) (\delta_{\alpha\gamma} - \delta_{\beta\gamma}), \quad (77)$$

and

$$\frac{\partial}{\partial q_{\gamma j}} \frac{1}{|\vec{r}_\alpha - \vec{r}_\beta|} = -\frac{1}{|\vec{r}_\alpha - \vec{r}_\beta|^3} (q_{\alpha j} - q_{\beta j}) (\delta_{\alpha\gamma} - \delta_{\beta\gamma}) . \quad (78)$$

By using eq. (49), the last term in eq. (53) can be expressed as

$$\frac{\partial \xi_{\alpha\gamma}}{\partial q_{\gamma' j'}} = \frac{Q_\alpha Q_\gamma}{4\pi\epsilon_0} \frac{\partial}{\partial q_{\gamma' j'}} \frac{1}{|\vec{r}_\alpha - \vec{r}_\gamma|^3} . \quad (79)$$

Moreover

$$\frac{\partial}{\partial q_{\gamma' j'}} |\vec{r}_\alpha - \vec{r}_\gamma|^{-3} = -3 |\vec{r}_\alpha - \vec{r}_\gamma|^{-5} (q_{\alpha j'} - q_{\gamma j'}) (\delta_{\alpha\gamma'} - \delta_{\gamma\gamma'}) . \quad (80)$$

Then, eq. (79) can be cast into

$$\frac{\partial \xi_{\alpha\gamma}}{\partial q_{\gamma' j'}} = -\eta_{\alpha\gamma} (q_{\alpha j'} - q_{\gamma j'}) (\delta_{\alpha\gamma'} - \delta_{\gamma\gamma'}) ; \quad \eta_{\alpha\gamma} = \frac{Q_\alpha Q_\gamma}{4\pi\epsilon_0} 3 |\vec{r}_\alpha - \vec{r}_\gamma|^{-5}, \quad \alpha \neq \gamma . \quad (81)$$

We use

$$\sum_{\alpha=1}^N q_\alpha \delta_{\alpha\gamma} = q_\gamma . \quad (82)$$

References

- [1] F. G. Major, V. N. Gheorghe, G. Werth, Charged Particle Traps: Physics and Techniques of Charged Particle Field Confinement, Vol. 37 of Springer Series on Atomic, Optical and Plasma Physics, Springer, Berlin Heidelberg, 2005. doi:10.1007/b137836.
- [2] W. Quint, M. Vogel (Eds.), Fundamental Physics in Particle Traps, Vol. 256 of Springer Tracts in Modern Physics, Springer, Berlin Heidelberg, 2014. doi:10.1007/978-3-642-45201-7.
- [3] D. J. Wineland, D. Leibfried, Quantum information processing and metrology with trapped ions, Laser Phys. Lett. 8 (3) (2011) 175 – 188. doi:10.1002/lapl.201010125.
- [4] A. Sinclair, An Introduction to Trapped Ions, Scalability and Quantum Metrology, in: E. Andersson, P. Öhberg (Eds.), Quantum Information and Coherence, Vol. 67 of Scottish Graduate Series, Springer, 2011, pp. 211 – 246. doi:10.1007/978-3-319-04063-9_9.

- [5] D. J. Wineland, Nobel Lecture: Superposition, entanglement, and raising Schrödinger’s cat, *Rev. Mod. Phys.* 85 (3) (2013) 1103 – 1114. doi:10.1103/RevModPhys.85.1103.
- [6] C. D. Bruzewicz, J. Chiaverini, R. McConnell, J. M. Sage, Trapped-ion quantum computing: Progress and challenges, *Appl. Phys. Rev.* 6 (2) (2019) 021314. doi:10.1063/1.5088164.
- [7] P. Micke, J. Stark, S. A. King, T. Leopold, T. Pfeifer, L. Schmöger, M. Schwarz, L. J. Spieß, P. O. Schmidt, J. R. Crespo López-Urrutia, Closed-cycle, low-vibration 4 k cryostat for ion traps and other applications, *Rev. Sci. Instrum.* 90 (6) (2019) 065104. doi:10.1063/1.5088593.
- [8] E. A. Burt, J. D. Prestage, R. L. Tjoelker, D. G. Enzer, D. Kuang, D. W. Murphy, D. E. Robison, J. M. Seubert, R. T. Wang, T. A. Ely, The Deep Space Atomic Clock: the first demonstration of a trapped ion atomic clock in space, *Nature Portfolio* (2020). doi:10.21203/rs.3.rs-122117/v1.
- [9] M. S. Safronova, D. Budker, D. DeMille, D. F. J. Kimball, A. Derevianko, C. W. Clark, Search for new physics with atoms and molecules, *Rev. Mod. Phys.* 90 (2) (2018) 025008. doi:10.1103/RevModPhys.90.025008.
- [10] U. Warring, F. Hakelberg, P. Kiefer, M. Wittemer, T. Schaetz, Trapped Ion Architecture for Multi-Dimensional Quantum Simulations, *Adv. Quantum Technol.* 3 (11) (2020) 1900137. doi:10.1002/qute.201900137.
- [11] O. Stoican, B. M. Mihalcea, V. Gheorghe, Miniaturized trapping setup with variable frequency, *Rom. Rep. Phys.* 53 (3 – 8) (2001) 275 – 280. URL http://www.rrp.infim.ro/archive/RRP-3-8-2001-transa-3-attachments_2011_05_06/art28.pdf
- [12] G. P. Conangla, D. Nwaigwe, J. Wehr, R. A. Rica, Overdamped dynamics of a Brownian particle levitated in a Paul trap, *Phys. Rev. A* 101 (5) (2020) 053823. doi:10.1103/PhysRevA.101.053823.
- [13] V. V. Dodonov, V. I. Man’ko, L. Rosa, Quantum singular oscillator as a model of a two-ion trap: An amplification of transition probabilities due

- to small-time variations of the binding potential, *Phys. Rev. A* 57 (4) (1998) 2851–2858. doi:10.1103/PhysRevA.57.2851.
- [14] B. M. Mihalcea, A quantum parametric oscillator in a radiofrequency trap, *Phys. Scr.* T135 (2009) 014006. doi:10.1088/0031-8949/2009/T135/014006.
 - [15] B. M. Mihalcea, Nonlinear harmonic boson oscillator, *Phys. Scr.* T140 (2010) 014056. doi:10.1088/0031-8949/2010/T140/014056.
 - [16] R. Blümel, C. Kappler, W. Quint, H. Walther, Chaos and order of laser-cooled ions in a Paul trap, *Phys. Rev. A* 40 (2) (1989) 808 – 823. doi:10.1103/PhysRevA.40.808.
 - [17] M. Moore, R. Blümel, Quantum manifestations of order and chaos in the Paul trap, *Phys. Rev. A* 48 (4) (1993) 3082 – 3091. doi:10.1103/PhysRevA.48.3082.
 - [18] D. Farrelly, J. E. Howard, Double-well dynamics of two ions in the Paul and Penning traps, *Phys. Rev. A* 49 (2) (1994) 1494 – 1497. doi:10.1103/PhysRevA.49.1494.
 - [19] R. Blümel, E. Bonneville, A. Carmichael, Chaos and bifurcations in ion traps of cylindrical and spherical design, *Phys. Rev. E* 57 (2) (1998) 1511 – 1518. doi:10.1103/PhysRevE.57.1511.
 - [20] J. Walz, I. Siemers, M. Schubert, W. Neuhauser, R. Blatt, E. Teloy, Ion storage in the rf octupole trap, *Phys. Rev. A* 50 (5) (1994) 4122 – 4132. doi:10.1103/PhysRevA.50.4122.
 - [21] B. M. Mihalcea, C. M. Niculae, V. N. Gheorghe, On the Multipolar Electromagnetic Traps, *Rom. Journ. Phys.* 44 (5 – 6) (1999) 543 – 550.
 - [22] V. N. Gheorghe, G. Werth, Quasienergy states of trapped ions, *Eur. Phys. J. D* 10 (2) (2000) 197 – 203. doi:10.1007/s100530050541.
 - [23] B. Mihalcea, V. Filinov, R. Syrovatka, L. Vasilyak, The physics and applications of strongly coupled plasmas levitated in electrodynamic traps (Oct 2019). arXiv:1910.14320.

- [24] N. C. Menicucci, G. J. Milburn, Single trapped ion as a time-dependent harmonic oscillator, *Phys. Rev. A* 76 (2007) 052105. doi:10.1103/PhysRevA.76.052105.
- [25] B. M. Mihalcea, G. G. Vişan, Nonlinear ion trap stability analysis, *Phys. Scr. T140* (2010) 014057. doi:10.1088/0031-8949/2010/T140/014057.
- [26] N. Akerman, S. Kotler, Y. Glickman, Y. Dallal, A. Keselman, R. Ozeri, Single-ion nonlinear mechanical oscillator, *Phys. Rev. A* 82 (6) (2010) 061402(R). doi:10.1103/PhysRevA.82.061402.
- [27] R. Ishizaki, H. Sata, T. Shoji, Chaos-Induced Diffusion in a Nonlinear Dissipative Mathieu Equation for a Charged Fine Particle in an AC Trap, *J. Phys. Soc. Jpn.* 80 (4) (2011) 044001. doi:10.1143/JPSJ.80.044001.
- [28] F. A. Shaikh, A. Ozakin, Stability analysis of ion motion in asymmetric planar ion traps, *J. Appl. Phys.* 112 (7) (2012) 074904. doi:10.1063/1.4752404.
- [29] H. Landa, M. Drewsen, B. Reznik, A. Retzker, Modes of oscillation in radiofrequency Paul traps, *New J. Phys.* 14 (9) (2012) 093023. doi:10.1088/1367-2630/14/9/093023.
- [30] V. Roberdel, D. Leibfried, D. Ullmo, H. Landa, Phase space study of surface electrode Paul traps: Integrable, chaotic, and mixed motion, *Phys. Rev. A* 97 (5) (2018) 053419. doi:10.1103/PhysRevA.97.053419.
- [31] Y. V. Rozhdestvenskii, S. S. Rudyi, Nonlinear Ion Dynamics in a Radiofrequency Multipole Trap, *Tech. Phys. Lett.* 43 (8) (2017) 748 – 752. doi:10.1134/S1063785017080259.
- [32] A. Maitra, D. Leibfried, D. Ullmo, H. Landa, Far-from-equilibrium noise-heating and laser-cooling dynamics in radio-frequency Paul traps, *Phys. Rev. A* 99 (4) (2019) 043421. doi:10.1103/PhysRevA.99.043421.
- [33] P. N. Fountas, M. Poggio, S. Willitsch, Classical and quantum dynamics of a trapped ion coupled to a charged nanowire, *New J. Phys.* 21 (1) (2019) 013030. doi:10.1088/1367-2630/aaf8f5.

- [34] K. Zelaya, O. Rosas-Ortiz, Quantum nonstationary oscillators: Invariants, dynamical algebras and coherent states via point transformations, *Phys. Scr.* 95 (6) (2020) 064004. doi:10.1088/1402-4896/ab5cbf.
- [35] V. N. Gheorghe, F. Vedel, Quantum dynamics of trapped ions, *Phys. Rev. A* 45 (7) (1992) 4828 – 4831. doi:10.1103/PhysRevA.45.4828.
- [36] B. M. Mihalcea, Semiclassical dynamics for an ion confined within a nonlinear electromagnetic trap, *Phys. Scr.* T143 (2011) 014018. doi:10.1088/0031-8949/2011/T143/014018.
- [37] B. M. Mihalcea, Squeezed coherent states of motion for ions confined in quadrupole and octupole ion traps, *Ann. Phys.* 388 (2018) 100 – 113. doi:10.1016/j.aop.2017.11.004.
- [38] H. Landa, M. Drewsen, B. Reznik, A. Retzker, Classical and quantum modes of coupled Mathieu equations, *J. Phys. A: Math. Theor.* 45 (45) (2012) 455305. doi:10.1088/1751-8113/45/45/455305.
- [39] M. J. Gutiérrez, J. Berrocal, F. Domínguez, I. Arrazola, M. Block, E. Solano, D. Rodríguez, Dynamics of an unbalanced two-ion crystal in a Penning trap for application in optical mass spectrometry, *Phys. Rev. A* 100 (2019) 063415. doi:10.1103/PhysRevA.100.063415.
- [40] S. Lynch, *Dynamical Systems with Applications using MATLAB*, 2nd Edition, Birkhäuser - Springer, Cham, 2014. doi:10.1007/978-3-319-06820-6.
- [41] C. J. Foot, D. Trypogeorgos, E. Bentine, A. Gardner, M. Keller, Two-frequency operation of a Paul trap to optimise confinement of two species of ions, *Int. J. Mass. Spectr.* 430 (2018) 117 – 125. doi:10.1016/j.ijms.2018.05.007.
- [42] D. Farrelly, J. E. Howard, T. Uzer, Integrable and Chaotic Behaviour in the Paul Trap and the Hydrogen Atom in a Generalized van der Waals Potential, in: J. Seimenis (Ed.), *Hamiltonian Mechanics: Integrability and Chaotic Behavior*, Vol. 331 of NATO ASI Series. Series B: Physics, Springer Science, Boston, MA, 1994, pp. 189 – 196. doi:10.1007/978-1-4899-0964-0_16.

- [43] R. Blümel, Nonlinear Dynamics of Trapped Ions, Phys. Scr. T59 (1995) 369 – 379. doi:10.1088/0031-8949/1995/T59/050.
- [44] R. Blümel, Loading a Paul Trap: Densities, Capacities, and Scaling in the Saturation Regime, Atoms 9 (2021) 11. doi:10.3390/atoms9010011.
- [45] L. Nicolaescu, An Invitation to Morse Theory, 2nd Edition, Springer, New York, 2011. doi:10.1007/978-1-4614-1105-5.
- [46] J. Milnor, Morse Theory, Vol. 51 of Annals of Mathematics Studies, Princeton Univ. Press, Princeton, New Jersey, 1963.
- [47] K. C. Chang, Infinite Dimensional Morse Theory and Multiple Solution Problems, Vol. 6 of Progress in Nonlinear Differential Equations and Their Applications, Birkhäuser, Boston, MA, 1993. doi:10.1007/978-1-4612-0385-8.
- [48] J. Keller, T. Burgermeister, D. Kalincev, A. Didier, A. P. Kulosa, T. Nordmann, J. Kiethe, T. E. Mehlstäubler, Controlling systematic frequency uncertainties at the 10^{-19} level in linear Coulomb crystals, Phys. Rev. A 99 (1) (2019) 013405. doi:10.1103/PhysRevA.99.013405.
- [49] P. Mandal, S. Das, D. De Munshi, T. Dutta, M. Mukherjee, Space charge and collective oscillation of ion cloud in a linear Paul trap, Int. J. Mass Spectrom. 364 (2014) 16 – 20. doi:10.1016/j.ijms.2014.03.010.
- [50] G.-Z. Li, S. Guan, A. G. Marshall, Comparison of Equilibrium Ion Density Distribution and Trapping Force in Penning, Paul, and Combined Ion Traps, J. Am. Soc. Mass Spectrom. 9 (5) (1998) 473 – 481. doi:10.1016/S1044-0305(98)00005-1.
- [51] K. Singer, U. Poschinger, M. Murphy, P. Ivanov, F. Ziesel, T. Calarco, F. Schmidt-Kaler, *Colloquium*: Trapped ions as quantum bits: Essential numerical tools, Rev. Mod. Phys. 82 (3) (2010) 2609 – 2632. doi:10.1103/RevModPhys.82.2609.
- [52] S. Lynch, Dynamical Systems with Applications using Python, Birkhäuser, Basel, 2018. doi:10.1007/978-3-319-78145-7.

- [53] V. Saxena, Analytical Approximate Solution of a Coupled Two Frequency Hill's Equation (Aug 2020). [arXiv:2008.05525](#).
- [54] B. Yoshimura, M. Stork, D. Dadić, W. C. Campbell, J. K. Freericks, Creation of two-dimensional Coulomb crystals of ions in oblate Paul traps for quantum simulations, EPJ Quantum Technology 2 (1) (2015) 2. [doi:10.1140/epjqt14](#).
- [55] M. G. Kozlov, M. S. Safronova, J. R. Crespo López-Urrutia, P. O. Schmidt, Highly charged ions: Optical clocks and applications in fundamental physics, Rev. Mod. Phys. 90 (2018) 045005. [doi:10.1103/RevModPhys.90.045005](#).