

A large-scale field test on word-image classification in large historical document collections using a traditional and two deep-learning methods

Lambert Schomaker

L.R.B.SCHOMAKER@RUG.NL

Dept. of Artificial Intelligence

University of Groningen

Nijenborgh 9, NL-9747 AG, The Netherlands

Abstract

This technical report describes a practical field test on word-image classification in a very large collection of more than 300 diverse handwritten historical manuscripts, with 1.6 million unique labeled images and more than 11 million images used in testing. Results indicate that several deep-learning tests completely failed (mean accuracy 83%). In the tests with more than 1000 output units (lexical words) in one-hot encoding for classification, performance steeply drops to almost zero percent accuracy, even with a modest size of the pre-final (i.e., penultimate) layer (150 units). A traditional feature method (BOVW) displays a consistent performance over numbers of classes and numbers of training examples (mean accuracy 87%). Additional tests using nearest mean on the output of the pre-final layer of an Inception V3 network, for each book, only yielded mediocre results (mean accuracy 49%), but was not sensitive to high numbers of classes. Notably, this experiment was only possible on the basis of labels that were harvested on the basis of a traditional method which already works starting from a single labeled image per class. It is expected that the performance of the failed deep learning tests can be repaired, but only on the basis of human handcrafting (sic) of network architecture and hyperparameters. When the failed problematic books are not considered, end-to-end CNN training yields about 95% accuracy. This average is dominated by a large subset of Chinese characters, performances for other script styles being lower.

Keywords: handwritten word recognition, neural handwriting recognition, deep learning, bag of visual words, operational system, field test

1. Introduction

This technical report¹ describes the large-scale deployment of deep learning methods in the Monk [20; 21; 22; 17], project for lifelong machine learning in historical handwritten collections. The promise of deep learning, as expressed implicitly in some recent papers is that handcrafting is undesirable, 'traditional' and a thing of the past. Indeed, it would be extremely useful if a wide range of problems can be handled using autonomously operating deep learning methods. Unfortunately, the great successes of today are the product of another type of handcrafting, namely the tuning of hyperparameters, manual design of

1. Version 0.1, 16th April 2019

network architectures as well as customized training procedures with specifically designed loss functions, by human experts.

Therefore, the question we posed was: Is it really possible to have high performances as are currently reported on academic and contrived benchmarks, but now on real data in large ongoing operations in the classification of (word) images in handwritten historical collections? If the claim is true, human handcrafting should not be necessary, given a decent deep learning architecture and training it end to end. Instead of squeezing out fractional improvements on an often used academic data set, this study is more in vain with the methods in robotics, where systems are challenged under various operating conditions (even being kicked by a technician) in order to study their robustness.

1.1 Scale of the problem

The trainable search engine for handwritten text in historical collections, Monk [20; 21; 22; 17], is an e-Science service for humanities researchers, archives and libraries that have large numbers of scanned handwritten manuscripts, only indexed at the level of abstract metadata and not in terms of textual content. As of April 2019, it contains 567 documents, 152477 pages, 147000 lexical words and shape classes, more than a million human-labeled training examples and about 700 million word-zone candidate images. The handwriting styles vary from Western to Chinese, from Dead Sea Scrolls and medieval to contemporary text. Additionally, a number of 'difficult' machine-printed documents are present, German fractur, Arabic printed text and Egyptian hieroglyphs. The Chinese documents are mainly from the Harvard Yenching collection (305 manuscripts, 28900 pages). Figure 1 shows image samples from the Monk collection. Word segmentation is assumed to be performed in this field test in earlier processing stages.



Figure 1: Image samples from documents in the Monk collection

1.2 Research questions

In view of the actual impressive successes [11; 18] and the claims of success in the current deep-learning literature on the basis of long-existing academic data sets [12; 13; 6] or self-defined tasks [7; 15], a number of questions are relevant to existing operational large-scale systems, such as Monk.

1. What is the actual average performance of end-to-end trained deep learning methods on a given set of highly diverse image-classification problems?
2. What is the actual average performance of the bottleneck vector of a pre-trained deep learning method on such data?
3. How do these performances compare to a traditional bag-of-visual words (BOVW) feature method?
4. Is it true that human intervention (handcrafting) is not necessary anymore?

2. Method

The goal is to perform a series of separate tests on a large set of books (documents) in an automatic manner, i.e., by just starting a script that runs over the instances in the set, uses a training set to train the classifiers, uses a validation set, and ultimately the test set for that book, after which the next book is processed, etc. Individual manual inspection and tuning was not allowed, per book. Computing was done on two systems: A desktop system with a K620 NVIDIA GPU and an HPC compute node with a V100 GPU. The experiment was started on January 4th 2019.

2.1 Data

On April 7th 2019, after 93 days of computing, 341 books were processed out of 567. These 341 are the basis for the current evaluation.

From the existing labeled image set of each book, a sampling was made to create a training set of 7/9th, a validation set of 1/9th and a test set of 1/9th of the labeled data per book. Training set samples were augmented with five extra samples that were based on random elastic morphing [2; 3]. Only classes with a minimum of 20 training samples were used, only books with minimally 10 classes were used. Training sets are not mutually exclusive between books: Overlap is possible. The reason is that in order to exploit style similarity, Monk uses a common training set for sibling books in the same style and language, while ensuring that the book-specific word and pattern classes are also part of the training set for that book. Test instances and validation instances belong to the book, proper. Table 1 shows the statistics for the number of classes over the books.

Table 1: Statistics of the number of classes over all books

Classes	N
mean	1207.09
min	10
max	24421
sd	2186.71

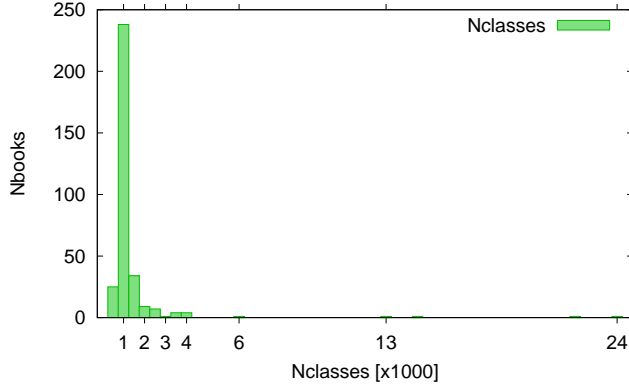


Figure 2: Histogram of number of books per number of classes

Figure 2 shows the histogram of number of books per number of classes, for all data sets (books). The modal number of classes is about 1000 lexical words or shapes. Three exceptional cases have 13k, 22k and 24k classes. The number of classes in each book corresponds to the dimensionality of the one-hot encoded network output vector for classification.

The total (non-unique) number of human-labeled images over all training sets was 11 million. It should be noted that training samples are assembled for a book on the basis of sibling books in the same style and language.

The total number of *unique* human-labeled images in all training sets was 1.6 million.

In total 7 million images were added for data augmentation, using elastic random morphing [2] over all books. In the assembling of training sets for each book, the total number such instances was 9 million due to overlap.

Table 2: Average number of classes per book in the major script groups

Group	mean	sd	Nbooks
17-19th-century	3261.0	4244.5	24
20th-century	2194.2	3356.8	17
Chinese	1023.9	1975.2	260
Medieval	1415.0	938.3	27
Misc	666.4	807.9	17

Table 3: Average number of human-labeled instances per book in major script groups

Group	mean	sd	Nbooks
17-19th-century	17703.7	18932.6	24
20th-century	21581.7	55118.9	17
Chinese	29162.2	27889.0	260
Medieval	14968.1	11709.8	27
Misc	16003.8	17693.3	17

Table 4: Average number of randomly morphed augmented instances per book in major script groups

Group	mean	sd	Nbooks
17-19th-century	99337.8	328848.0	24
20th-century	15512.2	28359.1	17
Chinese	21461.0	153990.0	260
Medieval	25358.7	50874.9	27
Misc	19307.8	51669.3	17

Table 5: Average number of instances in the training set per book for major script groups

Group	mean	sd	Nbooks
17-19th-century	117041.0	338817.0	24
20th-century	37093.9	83167.4	17
Chinese	50623.2	180432.0	260
Medieval	40326.8	57006.4	27
Misc	35311.5	55846.8	17

Table 2 shows the average number of classes per book in major script groups. The large group of Chinese documents (260) will have the strongest influence on the results. These are mostly wood-block printed characters, but also handwritten and metal font machine-printed documents. Table 3 shows the average number of human-labeled training instances per book in major script groups. Note that the total number of unique labels (1.6 million) is less due to overlapped use between books. Table 4 shows the average number of augmented instances per book in the training set, in major script groups. Random elastic morphing is used, generating believable (legible) word instances. No image flipping etc. was performed as this is not suitable for handwriting and text patterns. Table 5 shows the average number of total instances per book in the training set for major script groups. All data are stored on a single-mount point file system, from 2009-2018 this was GPFS, which was superseded by the clustered file system Lustre in 2019 [17].

2.2 Classification method I: Bag of Visual Words, BOVW

This is the baseline method within the Monk system. It was developed in 2008 and consists of a computing a bag of visual words for several handwriting style groups. It is computed by means of a Kohonen self-organized map. In the ingest phase of unseen books, i.e., at the moment an archive or institution has uploaded a new book, the best fitting BOVW is selected. In the current state of the system, it is rarely necessary to compute a new BOVW. At the moment of performing this field test there were 18 BOVW for the 567 books in use. No additional training was done. The 'training' consists of computing the average BOVW for a (word) class. Input word images are used, as is, after down scaling from 300dpi to 150dpi, or a comparable scale, whenever photographed images were used instead of flatbed scans. Note that this method is also the bootstrapping method. It was

used, together with a method for providing intuitive hit lists by image matching [22], to present hit lists to human users who flagged correctly recognized instances. Not all samples were labeled in this manner, also impromptu labeling of pre-segmented words in lines of text was used. It should be noted that the other two methods indirectly benefit from this traditional approach, which can be applied immediately upon the event of receiving a single image label.

2.3 Classification method II: CNN, end-to-end

The example Python program from the Tensorflow tutorial 'image classification' was adapted to the current setting. The following architecture was used (Table 6):

Table 6: Deep network architecture, implemented in Tensorflow/Keras.

```
Input(wpix=100,50)-Lay1=32x(3x3)relu-Lay2=pool(3,2)
-Lay3=32x(3x3)relu-Lay4=pool(2,2)
-Lay5=24x(3x3)relu-Lay6=pool(1,1)
-Lay7=Flatten
-Lay8=FC(150)-relu-xNclasses=nnn-sigmoid
-opt=adam-loss=binary_crossentropy
-metrics=accuracy-nepochs=15
```

Input images were downsampled to 100x50 pixels. This scale will allow for a 50-60% word-classification accuracy in many collections using plain image template matching (nearest neighbor, Pearson r). Therefore, it is to be expected that a deep-learning method should outperform this base rate drastically. The architecture was based on separate experiments with handwritten samples, without extensive experimentation, avoiding architecture hand-crafting. There were 15 epochs, which may seem low, but it needs to be kept in mind that the test will be performed more than 300 times. This also precludes k-fold evaluation. The gradient-descent methods used is Adam [10], with a learning rate of 0.001, $\beta_1 = 0.9$, $\beta_2 = 0.999$. The number of units in the fully connected (FC) pre-final layer was 150. This number was chosen in view of expected problems with the number of classes in the one-hot encoded output layer [9]. A number of 1000 units in the pre-final layer and a typical number of classes of thousand words would lead to 1 million weights for this FC layer alone. With the current choice, only 150k weights are needed from the pre-final layer to the classification layer.

2.4 Classification method III: CNN, nearest-mean classification on bottleneck vector of Inception V3

Here the pre-trained Inception V3 network was used and the output of the pre-final (penultimate) layer was used to 'train' a nearest-mean classifier for each problem (book) at hand². The pre-final layer (FC with a one-hot class vector), has 2048 units. For some reason it

2. A slightly adapted version of https://www.tensorflow.org/hub/tutorials/image_retraining was used.

is called the bottleneck layer, although this name is usually used for the bottleneck hidden layer with the smallest number of units in an autoencoder and the dimensionality here (2048) is rather high to represent a bottleneck. The term 'embedded' also does not appear to be completely appropriate, since this learned representation does not represent the usual trained low-dimensional subspace, as is the case in autoencoders and, e.g., the Word2vec [14] algorithm. In related work we therefore proposed the term 'tapped feature vector' [4], because it is tapped from an existing system, as in electronics. In the training, a mean vector (centroid) is computed for each class and nearest-centroid search is performed for the classification, using Euclidean distance. The minibatch size is 100 images, the number of training steps 4000. For converting the images to tapped feature vectors, the same training set was used as in the other two classification methods. The resulting output file was split into a training part and a test part for nearest-mean matching. Two partitionings were considered: odd/even (= '50/50') and 7/8 train vs 1/8 test.

2.5 What about LSTMs?

In the subfield of handwriting recognition research that calls itself HTR (handwritten text recognition), the goal is to transcribe a line-strip image of text. This is usually done with a long-short term memory recurrent neural network (LSTM). In order to deal with geometric variations, often a deep CNN is required as a front end, complicating the training. For linguistic post processing, common probabilistic tools are used that rely on text corpora of sufficient size. Although the LSTM is used in Monk, it is not applicable for this test. The different image problems (curvilinear lines, geometric variations) are too varied between books for this methodology. Also, a linguistic reference corpus mostly does not exist yet: This is the whole purpose of the Monk system, to allow newly scanned historical collections that are as yet without linguistic resources an entry into the digital phase of their life cycle: A chicken-and-egg problem. In brief, the complications in training diverse individual documents are - at the moment - too severe to apply LSTMs on unmonitored processing. Additionally, the current goal is concerned with isolated word images, which is not the ballpark where LSTMs are expected to excel, due to the rather limited temporal context. We leave this as an exercise in the near future [5].

3. Results

3.1 Computation times

Table 7 shows the average computation time per book for different methods and different computing hardware used (2 GPU types, 1 CPU). The use of a V100 GPU is clearly desirable. Computations for the nearest-mean methods (CNN bottleneck and BOVW) are directly determined by the number of classes.

Table 7: Average computation time per book for different methods and different computing hardware.

Hardware	Hours/book	Method	Nbooks
K620	8.5	CNN end-to-end	263
V100	1.8	CNN end-to-end	272
K620	2.8	CNN bottleneck	81
CPU	4.1	BOVW	208

3.2 Raw plots

Since this is a technical report, results will be first presented as raw plots of dots with connected lines, the x-axis being sorted on increasing values. A scatter plot might be considered more appropriate, but the lines make the surprising aspects of the results more clear. Figure 3 shows word accuracy as a function of number of classes in a book. A green points represents a CNN test, a purple point represents a BOVW test. Deep learning (end-to-end trained CNNs) outperform BOVW below 1000 classes in a data set (book). Above 1000 classes in a data set, the CNN-accuracy collapses to far below 10% while the traditional BOVW deteriorates in a less dramatic manner. However, also here a nearest centroid matching only attains slightly over 40% accuracy in case of 22k classes.

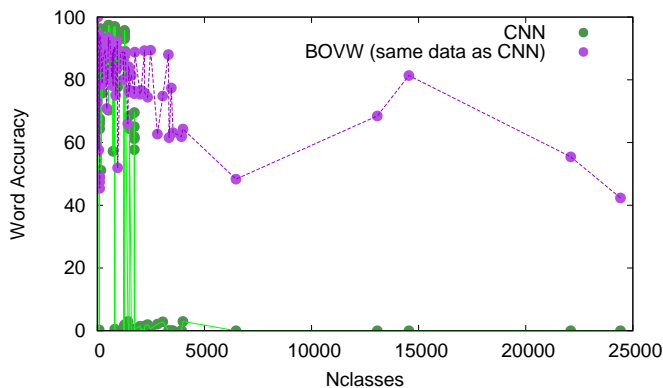


Figure 3: Word accuracy as a function of number of classes in a book. Each point corresponds to a document training and testing event. A green points represents a CNN test, a purple point represents a BOVW test.

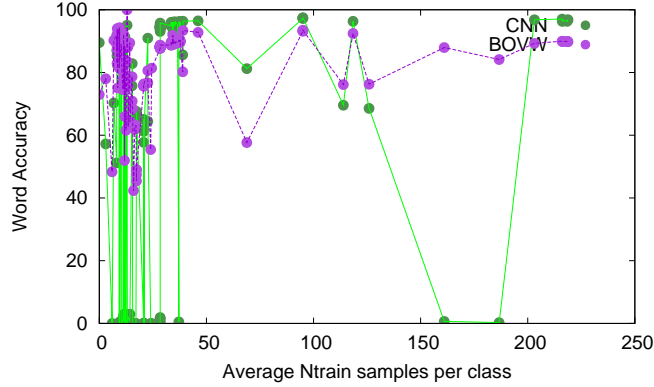


Figure 4: Word accuracy as a function of number of average number of training samples per class in a book. A green points represents a CNN test, a purple point represents a BOVW test.

Figure 4 shows word accuracy as a function of number of average number of training samples per class in a book. Below an average of 30 examples per class, several CNN tests clearly fail. In other cases the performance will be higher for CNN than for BOVW. However, even at more than 175 examples per class, a CNN training may fail, presumably because the number of output units, i.e., the number of image classes, is too high.

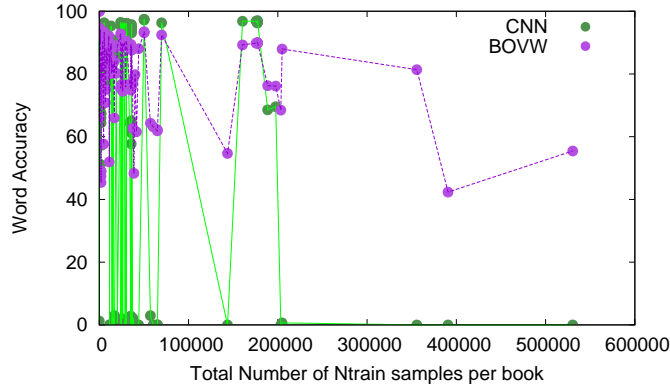


Figure 5: Word accuracy as a function of number of training samples per book. Color coding is as before.

Figure 5 shows word accuracy as a function of number of training samples per book. Apart from the 'Nclasses' problem, i.e., the risk of a failed training when the dimensionality of the one-hot encoded output vector exceeds 1000 (classes), the CNN can display superior performances in many books. However, even 200000 training samples did not help a CNN in case of a number of output classes that is too high. The BOVW method was able to profit from large numbers of training examples, yielding a performance above 55% accuracy at 500k training instances.

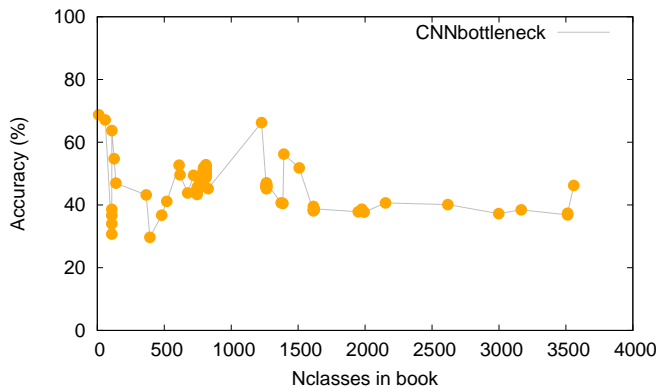


Figure 6: Word accuracy over number of classes for the 'bottleneck' feature vector (Ndim=2048) of a pre-trained Inception V3 network.

Figure 6 shows the word accuracy over number of classes for the 'bottleneck' feature vector (Ndim=2048) of a pre-trained Inception V3 network, using nearest-mean classification. For each class in the training set, the mean vector was computed and the test set was evaluated using the Euclidean distance between an unknown sample and the centroids in the training set. Modal performance is about 50%, which is evidently far above chance level given the large number of classes in a book but much lower than the other two methods. As with the other nearest-mean method (BOVW), the performance is less sensitive to the number of classes than the regular deep CNN, i.e., not collapsing after about 1000 classes. For the odd/even evaluation, average accuracy is $48.9 (\pm\sigma = 7.2) \%$ with a mode of 50%. For the 1/8 test vs 7/8 train evaluation, average accuracy is $48.3 (\pm\sigma = 5.3) \%$, also with a mode of 50%.

3.3 Performance histogram

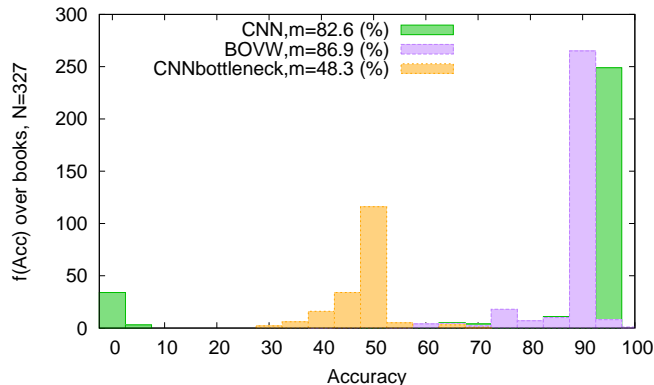


Figure 7: Histogram of number of books per obtained accuracy band, for end-to-end trained CNN (green), for a pre-trained CNN-based nearest mean classifier and for a BOVW-based feature (purple).

Figure 7 shows the distributions of books per obtained accuracy band, for end-to-end trained CNN, for the pre-trained CNN-based ‘bottleneck vector’ with nearest-mean classification and for a BOVW-based feature. Although the deep-learning approach has a clear peak at approx. 95% accuracy, whereas the BOVW peaks at a lower 90% accuracy, the average performance for the CNN is pulled down due to a non-negligible number of books with a fully failed training. The reason for this is most likely located in the number of output dimensions of the one-hot class vector. Figure 8 shows the histogram of $\log(\text{number of books} + 1)$ against number of classes. The figure is a variant of Figure 2, in log scale, marking the failed CNN cases. In order to avoid -infinity, a dummy count of 1 was added to be able to zoom in on the problematic cases. With one exception the failed books have more than 1000 (word) classes. Table 8 shows the average accuracy for the three methods.

Table 8: Average accuracies in %

Method	m	sd
CNN	82.6	30.1
BOVW	86.9	8.3
CNNbottleneck	48.4	5.2

The large standard deviation of the accuracy in case of the end-to-end trained CNN reconfirms the risk involved in unmonitored training of a deep-learning method in ongoing 24/7 operations.

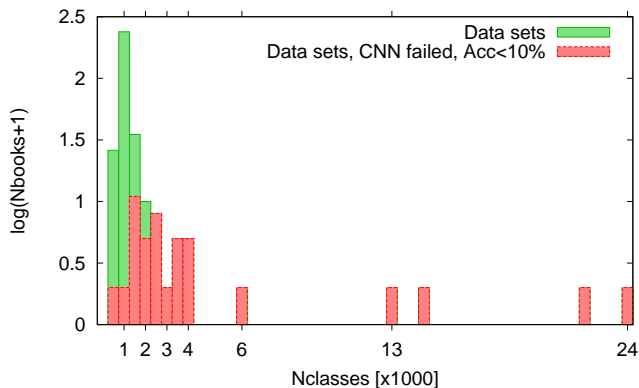


Figure 8: Histogram of log number of books per number of classes, for all data sets (green) and for CNN-based data sets with an accuracy below 10% (red).

3.4 Second attempt of training

We performed 51 cases of a second attempt of training the end-to-end CNN, of which 29 did not succeed (average number of classes 3072), 8 improved, i.e., yielded an accuracy above 10% (average number of classes 1429) and 14 books worsened from a good performance to a performance to below 10% (average number of classes 1292).

4. Conclusion

The purpose of this field test was not to present yet another fractional improvement on an overused, contaminated academic benchmark. Secondly, the purpose was not to question the success of deep-learning methods, per se. What is more important is to consider the macroscopic perspective where the number of data sets is huge and their variation is very wide. Furthermore, it is more than likely that other variants of each of the three methods used in this field test would yield a higher accuracy performance if more human effort is spent on hyperparameters, architectures, features and attribute representations. Rather, we hope to have demonstrated that at a scale of more than three hundred image collections with a total of 9 millions images considered, it is not humanly possible to fine tune on individual problems in, e.g., Western-medieval handwritten vs Chinese wood-block printed styles. Each document poses a whole range of new problems that must be solved by computational intelligence, not by humans.

Deep learning is still a product with the label 'assembly required'. Thinking about optimal network architectures, hyperparameters and attribute representations by human designers is still essential. Therefore, deep-learning methods require more human overseeing than the traditional lean-training methods when they are embedded in a 24/7 learning engine such as the Monk system, that operates largely autonomously since 2009. Even at a medium size of 150 units in the penultimate layer of an eight-layer CNN, the probability of a failed training increases drastically beyond 1000 output units (classes) in one-hot encoding. At the same time, nearest-mean approaches provide a stable 'training', up to 22classes.

The use of a pre-trained feature (the penultimate layer of Inception V3) proved to be disappointing.

On the other hand, disregarding its failures in this field test, deep learning is attractive because of the usually higher performance for the trainings that succeeded. Also, computational load is attractive if an NVIDIA V100 is used for end-to-end training. It is a pity that not all tests succeed. Retrying helps in some cases with Nclasses roughly between 1000 and 2000, but on a retry, there is also a probability of failure.

The challenge is to have the best of both worlds, making use of the ‘ballpark principle’³: start with lean methods when the number of labels is low, harvest more labels on this basis, in order to apply deep learning when enough labels are collected. For large-lexicon problems, convenient script-specific attribute representations, such as PHOC [1; 19] or WUBI [9] need to be adapted to the language at hand. It may be hoped that after such a fundamental choice, deep learning can indeed run autonomously without human inspection and intervention. Finally, the results of this field test show how misleading the mere usage of average performances is. As noted earlier [16] (cf. Fig. 9), the use of performance histograms is more informative and more realistic to get an impression of real-life operations than a single mean value, even if standard deviations are mentioned. In the current study, the books that failed on CNN appear on the left of the performance histogram (Figure 7) and should be left out, in order to see the real potential of this particular deep learning method.

It is clear that new concepts for autonomous machine learning are needed. The term AutoML was coined by Guyon et al. [8] in a series of challenge benchmarks for problems that need to be solved without human intervention. It is clear that lifelong autonomous machine learning is a necessity when both scalability and continuous variation are an issue, as in Monk, where there is a continuous stream of incoming books, where the image labels are in a continuous flux, both in terms of their total number and in terms of label substitution due to changing insights of scholarly users.

Acknowledgments

We would like to acknowledge support for this project from the Dutch NWO (grants 612.066.514 and 640.002.402) and SNN/EU project ‘Target’

References

- [1] J. Almazan, A. Gordo, A. Fornis, and E. Valveny. Word spotting and recognition with embedded attributes. *IEEE Trans. Pattern Anal. Mach. Intell.*, 36(12):2552–2566, 2014.
- [2] M. Bulacu, A. Brink, T. Zant, and L. Schomaker. Recognition of handwritten numerical fields in a large single-writer historical collection. In *Proc. of 10th International Conference on Document Analysis and Recognition (ICDAR)*, pages 808–812, 2009.

3. This will be presented in a Chapter in the HISDOC book, in preparation

- [3] M. Bulacu and L. Schomaker. `imagemorph.c` - program to apply random elastic rubbersheet transforms to netpbm color images [software]. <https://github.com/GrHound/imagemorph.c>, 2009-.
- [4] S. Chanda, E. Okafor, S. Hamel, D. Stutzmann, and L. Schomaker. Deep learning for classification and as tapped-feature generator in medieval word-image recognition. In *13th IAPR International Workshop on Document Analysis Systems (DAS)*, pages 217–222. IEEE, 6 2018.
- [5] G. M. de Buy Wenniger, L. Schomaker, and A. Way. No padding please: Efficient neural handwriting recognition. *CoRR*, abs/1902.11208, 2019.
- [6] A. Fischer, A. Keller, V. Frinken, and H. Bunke. Lexicon-free handwritten word spotting using character hmms. *Pattern Recognition Letters*, 33(7):934–942, 2012.
- [7] L. A. Gatys, A. S. Ecker, and M. Bethge. Image style transfer using convolutional neural networks. In *The IEEE Conference on Computer Vision and Pattern Recognition (CVPR)*, June 2016.
- [8] I. Guyon, L. Sun-Hosoya, M. Boullé, H. J. Escalante, S. Escalera, Z. Liu, D. Jajetic, B. Ray, M. Saeed, M. Sebag, A. Statnikov, W. Tu, and E. Viegas. Analysis of the automl challenge series 2015-2018. In *AutoML*, Springer series on Challenges in Machine Learning, 2019.
- [9] S. He and L. Schomaker. Open Set Chinese Character Recognition using Multi-typed Attributes. *ArXiv e-prints*, Aug. 2018.
- [10] D. Kingma and J. L. Ba. Adam: a method for stochastic optimization. In *International Conference on Learning Representations (ICLR)*, pages 1 – 13, 2015.
- [11] A. Krizhevsky, I. Sutskever, and G. E. Hinton. Imagenet classification with deep convolutional neural networks. In F. Pereira, C. J. C. Burges, L. Bottou, and K. Q. Weinberger, editors, *Advances in Neural Information Processing Systems 25*, pages 1097–1105. Curran Associates, Inc., 2012.
- [12] Y. LeCun, L. Bottou, Y. Bengio, and P. Haffner. Gradient-based learning applied to document recognition. *Proceedings of the IEEE*, 86:2278–2324, 1998. LeCun, Yann; Corinna Cortes; Christopher J.C. Burges. MNIST handwritten digit database.
- [13] U. Marti and H. Bunke. The iam-database: An english sentence database for off-line handwriting recognition. *Int. Journal on Document Analysis and Recognition*, 5:39 – 46, 2002.
- [14] T. Mikolov, I. Sutskever, K. Chen, G. Corrado, and J. Dean. Distributed representations of words and phrases and their compositionality. In *Advances in Neural Information Processing Systems*, 2013.
- [15] V. Mnih, K. Kavukcuoglu, D. Silver, A. Graves, I. Antonoglou, D. Wierstra, and M. Riedmiller. Playing atari with deep reinforcement learning. *arXiv preprint arXiv:1312.5602*, 2013.

- [16] L. Schomaker. From handwriting analysis to pen-computer applications. *Electronics Communication Engineering Journal*, 10(3):93–102, June 1998.
- [17] L. Schomaker. Design considerations for a large-scale image-based text search engine in historical manuscript collections. *it - Information Technology*, 58(2):80–88, 2016.
- [18] D. Silver, T. Hubert, J. Schrittwieser, I. Antonoglou, M. Lai, A. Guez, M. Lanctot, L. Sifre, D. Kumaran, T. Graepel, T. Lillicrap, K. Simonyan, and D. Hassabis. A general reinforcement learning algorithm that masters chess, shogi, and go through self-play. *Science*, 362(6419):1140–1144, 2018.
- [19] S. Sudholt and G. A. Fink. PHOCNet: A Deep Convolutional Neural Network for Word Spotting in Handwritten Documents. In *Proc. Int. Conf. on Frontiers in Handwriting Recognition*, Shenzhen, China, 2016.
- [20] T. van der Zant, L. Schomaker, and K. Haak. Handwritten-word spotting using biologically inspired features. *Ieee transactions on pattern analysis and machine intelligence*, 30(11):1945–1957, 11 2008.
- [21] T. van der Zant, L. Schomaker, S. Zinger, and H. van Schie. Where are the search engines for handwritten documents? *Interdisciplinary Science Reviews*, 34(2-3):224–235, 9 2009.
- [22] J.-P. van Oosten and L. Schomaker. Separability versus prototypicality in handwritten word-image retrieval. *Pattern recognition*, 47(3):1031–1038, 3 2014.

