

Blob algebra and two-color Soergel calculus

Jorge Espinoza¹, David Plaza²

Abstract

In 2003, Martin and Woodcock noticed a connection between the representation theory of the blob algebra and the Kazhdan–Lusztig polynomials associated with the infinite dihedral group. However, no conceptual explanation for this coincidence has yet been provided. In this study, a possible explanation of this phenomenon is suggested by enunciating a conjecture that relates the endomorphism algebra of Bott–Samelson bimodules to certain subalgebras of the blob algebra obtained by idempotent truncation. Evidence supporting this conjecture is provided.

Keywords: Blob algebra, Soergel bimodules, Kazhdan–Lusztig polynomials, Diagrams algebras.

1 INTRODUCTION

The purpose of this study is to investigate the relationship between the blob algebra and the two-color Soergel calculus. The blob algebra $b_n(q, m)$ was introduced by Martin and Saleur in [MS94] as a two-parameter generalization of the well-known Temperley–Lieb algebra [TL71], whereas the two-color Soergel calculus is a diagrammatic presentation for the category of Soergel bimodules for dihedral groups [El13]. This category controls the behavior of the Kazhdan–Lusztig polynomials.

In 2003, Martin and Woodcock noticed a connection between the representation theory of the blob algebra and the Kazhdan–Lusztig polynomials associated with the infinite dihedral group $W = \langle s, t : s^2 = t^2 = 1 \rangle$. To properly introduce this connection, certain facts regarding the representation theory of $b_n(q, m)$ should be recalled. In what follows, we will work over the field of complex numbers \mathbb{C} . We are interested in the non-semisimple representation theory of the blob algebra. For this reason, and in view of the semisimplicity criterion for $b_n(q, m)$ given in [MW00, Section 2], a primitive l -th root of unity $q \in \mathbb{C}$ and an integer m satisfying $1 \leq m < l$ are fixed. For these choices, let $b_n := b_n(q, m)$.

An important feature of b_n is that it is a cellular algebra in the sense of Graham and Lehrer [GL96]. This allows defining a family of b_n -modules that are called *cell modules*. Cell modules are parameterized by $\Lambda_n := \{\lambda \in \mathbb{Z} : -n \leq \lambda \leq n, \lambda \equiv n \pmod{2}\}$. Given $\lambda \in \Lambda_n$, the corresponding module is denoted by $\Delta_n(\lambda)$. By the general theory of cellular algebras, each $\Delta_n(\lambda)$ is equipped with a symmetric bilinear form whose radical is a b_n -submodule. This allows taking the quotient of $\Delta_n(\lambda)$ and the radical of its bilinear form to obtain a b_n -module, which is denoted by $L_n(\lambda)$. The modules $L_n(\lambda)$ are simple for all $\lambda \in \Lambda_n$. Furthermore, each simple b_n -module arises in this manner.

To calculate the dimensions of the simple b_n -modules $L_n(\lambda)$, it suffices to compute the decomposition numbers of b_n . Given $\lambda, \mu \in \Lambda_n$, the *decomposition number* $d_{\lambda, \mu} \in \mathbb{Z}_{\geq 0}$ is defined to be the number of times that $L_n(\mu)$ occurs as a factor in a composition series of $\Delta_n(\lambda)$. These numbers were calculated by Martin and Woodcock in [MW00]. They also observed in [MW03, Section 1.1] that the decomposition numbers of b_n are given by evaluations at 1 of certain Kazhdan–Lusztig polynomials $h_{x, y}(v) \in \mathbb{Z}[v]$, $x, y \in W$. This observation can be geometrically expressed as follows. On the real line,

¹Instituto de Matemáticas y Física, Avenida Lircay s/n, Talca Chile.
email: joespinoza@utalca.cl.

²Instituto de Matemáticas y Física, Avenida Lircay s/n, Talca Chile.
email: dplaza@inst-mat.utalca.cl.

To be isomorphic as graded cellular algebras implies that an algebra isomorphism between $b_n(\lambda)$ and A_w exists, and that this isomorphism is compatible with the graded cellular structure. Specifically, the isomorphism maps the graded cellular basis of $b_n(\lambda)$ to the graded cellular basis of A_w . In the final section, the expected isomorphism is explicitly described by establishing a correspondence between the graded cellular bases. Of course, Conjecture 1.1 implies (1.3).

The blob algebra is the smallest example of a family of Hecke algebra quotients known as *Generalized blob algebras* introduced in [MW03]. In [Bow17] a generalization of (1.3) was proven for the aforementioned algebras. Concretely, Bowman demonstrated that generalized blob algebras are graded cellular algebras and that (when the ground field is of characteristic zero) their graded decomposition numbers coincide with affine Kazhdan-Lusztig polynomials of type A . It should be mentioned that Bowman's graded cellular basis still makes sense when generalized blob algebras are defined over a field of positive characteristic, but the graded decomposition numbers are no longer affine Kazhdan-Lusztig polynomials of type A . Two natural questions arise in this case:

Q3 Is there a conceptual explanation for the generalization of (1.3) obtained by Bowman?

Q4 What are the graded decomposition numbers for the generalized blob algebras in positive characteristic?

A conjectural answer for **Q3** and **Q4** is given in [LP18], where Libedinsky and the second author introduced the so-called *Categorical Blob vs Soergel Conjecture*. For $l \geq 2$ let W_l be the affine Weyl group of type \tilde{A}_{l-1} . One of the consequences of the above conjecture is the fact that for any element $w \in W_l$ there exists a reduced expression \underline{w} of w such that, the endomorphism ring of the Bott-Samelson bimodule associated to \underline{w} is isomorphic to certain idempotent truncation of a generalized blob algebra of level l . So that the Categorical Blob vs Soergel Conjecture implies the natural generalization of Conjecture 1.1 to higher levels. Another consequence of the *Categorical Blob vs Soergel Conjecture* is the fact that in characteristic p , the graded decomposition numbers of the generalized blob algebras are given by p -Kazhdan-Lusztig polynomials [JW17]. Summing up, the possibility that open questions in the theory of Soergel bimodules may be accessible by studying (generalized) blob algebras makes Conjecture 1.1 (and its generalizations) interesting objects of study.

The main result of this paper is to provide evidence supporting Conjecture 1.1. The main obstacle in order to prove such a conjecture is the lack of a presentation for the two algebras involved in it. In this context in order to provide evidence supporting Conjecture 1.1 it is natural to try to find isomorphic subalgebras of the algebras considered in Conjecture 1.1 that, on the one hand, are large enough so that an isomorphism between them gives real evidence in favor of the conjecture, and that on the other hand are small enough so that a presentation for them exists. In this setting we consider $Y_n(\lambda) \subset b_n(\lambda)$ and $\mathcal{DL}_k \subset A_w$, where $k = l(w)$ and $\lambda \in \mathcal{A}^w$. The above subalgebras are introduced in Definition 3.3 and Definition 6.1. We will prove that these subalgebras are isomorphic. To this end, a third algebra DL_k , which is called the *Dot-Line algebra*, is first defined. Then, it is separately proved that both $Y_n(\lambda)$ and \mathcal{DL}_k are isomorphic to DL_k . We stress that $\dim DL_k = 2^k$, so that the algebras $Y_n(\lambda)$ and \mathcal{DL}_k are big enough so that the isomorphism between them really gives evidence in favor of Conjecture (1.1). On the other hand, $Y_n(\lambda)$ is by definition the algebra generated by $\{e(\mathbf{i}^\lambda), y_1 e(\mathbf{i}^\lambda), \dots, y_n e(\mathbf{i}^\lambda)\}$. The KLR-generators $\{y_i\}$ are nilpotent versions of the classical Jucys-Murphy elements. In this setting, $Y_n(\lambda)$ can be thought as the Gelfand-Tsetlin subalgebra of $b_n(\lambda)$. Which makes $Y_n(\lambda)$ an interesting object of study by its own.

The strategy for proving the aforementioned isomorphisms is quite transparent. Namely, DL_k is defined as an algebra with generators and relations, and then these relations are verified in $Y_n(\lambda)$ and \mathcal{DL}_k . Finally, the isomorphism is established by a dimension argument. It is easy to prove the isomorphism between DL_k and \mathcal{DL}_k . In this case, to verify that the relations defining DL_k are satisfied in \mathcal{DL}_k is a straightforward exercise, as well as to calculate $\dim_{\mathbb{C}} \mathcal{DL}_k$. By contrast, to verify the isomorphism between DL_k and $Y_n(\lambda)$ is not an easy task, and indeed a major part of the study is dedicated to this. The first obstacle in obtaining the desired isomorphism is that it is unclear as to which elements should be the images of the generators of DL_k . Even after the correct elements in $Y_n(\lambda)$

have been found, the fact that they satisfy the relations defining DL_k does not follow immediately. In this setting, the homogeneous presentation of $b_n(q, m)$ (see Theorem 4.3) should be considered, which (as the reader can convince himself/herself by looking at such a presentation) is highly complicated. Instead of using this presentation, a variant of the diagrammatic calculus introduced by Khovanov and Lauda in [KL09] is utilized. The diagrammatic approach allows performing cumbersome algebraic computations more transparently. However, it should be noted that this approach still has certain subtleties, and to achieve the desired goal, delicate arguments involving these diagrams should be utilized, which we believe are of independent interest. Finally, to calculate the dimension of $Y_n(\lambda)$ is also difficult. In fact, it does not directly follow from the definition of $Y_n(\lambda)$ even that $Y_n(\lambda) \neq 0$. This obstacle is overcome by resorting to the graded cellular basis of b_n constructed in [PR14].

The structure of the paper is as follows. In the next section, the two-color Soergel calculus is introduced. Specifically, with each $w \in W$, a \mathbb{Z} -graded \mathbb{C} -algebra A_w is associated that is defined diagrammatically. The construction of the Double Leaves Basis for A_w is also reviewed. In section 3, the Dot–Line algebra is defined and is realized as a subalgebra of A_w . In section 4, the blob algebra with its graded presentation is introduced, as well as the diagrammatic setting for working with it. Section 5 provides the combinatorial background to perform calculations with Khovanov–Lauda diagrams. In section 6, the behavior of the KLR generators $y_1, \dots, y_n \in b_n(\lambda)$ is studied. In section 7, the isomorphism between the Dot–Line algebra and $Y_n(\lambda)$ is established. Finally, in the last section, a graded vector space isomorphism between A_w and $b_n(\lambda)$ is provided. Although this isomorphism is combinatorially constructed, we firmly believe that it is the algebra isomorphism that would allow proving Conjecture 1.1.

ACKNOWLEDGMENTS

We would like to thank to the anonymous referee for her/his comments and suggestions that helped us improve the text. The first author was partially supported by Beca Doctorado Nacional 2013-CONICYT, 21130109. The second author was partially supported by PAI-CONICYT-Concurso Nacional de Inserción en la Academia 2015, 79150016, and Fondecyt Iniciación project 11160154.

2 THE TWO-COLOR SOERGEL CALCULUS

In this section, the two-color Soergel calculus associated with the infinite dihedral group is introduced by following the diagrammatic approach given by Elias in [El13]. For the sake of brevity, Soergel bimodules will not be mentioned. For an explanation about the relationship between Soergel bimodules and the diagrams that we are going to define, the reader is referred to [EK11], [El13], or [EW16]. Furthermore, for simplicity, features of the Soergel calculus that do not arise in the two-color setting are ignored. Let (W, S) be the infinite dihedral group. That is, $S = \{s, t\}$ and W has a presentation

$$W = \langle s, t ; s^2 = t^2 = e \rangle. \tag{2.1}$$

The elements in S are called *simple reflections* or *colors*. Given a positive integer k , let

$$k_s := \underbrace{sts\dots}_{k\text{-times}}, \quad k_t := \underbrace{tst\dots}_{k\text{-times}} \tag{2.2}$$

Moreover, $0_s = 0_t = e$. It is clear from (2.1) that each element in W is of the form k_s or k_t for some integer $k \geq 0$. Soergel calculus depends heavily on a *realization* \mathfrak{h} of (W, S) , a concept that was defined by Elias and Williamson in [EW16, Section 3.1]. Heuristically, a realization of (W, S) is a representation of W that satisfies certain technical conditions. In this study, the *geometric representation* of W defined over the complex numbers will be considered [Hum92, Section 5.3]. Let $\mathfrak{h} := \mathbb{C}\alpha_s^\vee \oplus \mathbb{C}\alpha_t^\vee$. The assignment

$$s \rightarrow \begin{pmatrix} -1 & 2 \\ 0 & 1 \end{pmatrix} \quad t \rightarrow \begin{pmatrix} 1 & 0 \\ 2 & -1 \end{pmatrix} \tag{2.3}$$

defines a \mathbb{C} -representation of W over \mathfrak{h} . Certain elements $\alpha_s, \alpha_t \in \mathfrak{h}^*$ are now fixed. They are determined by the following rules:

$$\begin{aligned} \alpha_s(\alpha_s^\vee) &= 2, & \alpha_t(\alpha_s^\vee) &= -2; \\ \alpha_s(\alpha_t^\vee) &= -2, & \alpha_t(\alpha_t^\vee) &= 2. \end{aligned} \tag{2.4}$$

Let $R := S(\mathfrak{h}^*) = \bigoplus_{i \geq 0} S^i(\mathfrak{h}^*)$ be the symmetric algebra of \mathfrak{h}^* . This is a graded \mathbb{C} -algebra with the usual grading doubled, i.e., $\deg(\mathfrak{h}^*) = 2$. W acts on \mathfrak{h} . Hence, it also acts on \mathfrak{h}^* via the contragredient representation, and this action extends to R . The *Demazure operators* $\partial_s, \partial_t : R \rightarrow R(-2)$ are defined by

$$\partial_s(f) = \frac{f - sf}{\alpha_s}, \quad \partial_t(f) = \frac{f - tf}{\alpha_t}. \tag{2.5}$$

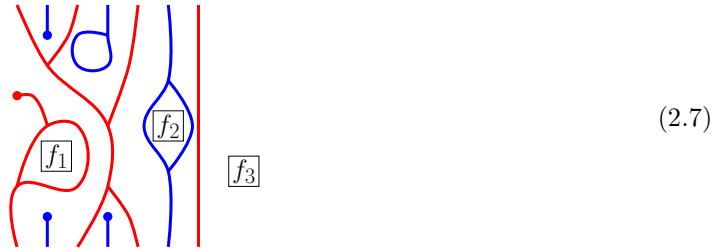
Definition 2.1. A *two-color Soergel graph* (or simply an *S-graph* for short) is a finite and decorated graph with its boundary properly embedded into the planar strip $\mathbb{R} \times [0, 1]$. The edges in an S-graph are colored by s and t . The vertices in this graph are of two types (see (2.6)):

- *Univalent vertices (dots).* These have degree $+1$.
- *Trivalent vertices,* where all three incident edges have the same color. These have degree -1 .



Furthermore, an S-graph may have its regions (the connected components of the complement of the graph in the strip $\mathbb{R} \times [0, 1]$) decorated by boxes labeled by homogeneous $f \in R$. The degree of an S-graph is defined as the sum of the degrees of each vertex plus the sum of the degrees of the polynomials inside each box.

Here is an example of an S-graph:



where $f_i \in R$ are homogeneous polynomials. In this example, there are eight trivalent vertices and four dots. Consequently, the degree of the S-graph in (2.7) is $-4 + \sum_{i=1}^3 \deg f_i$.

The points where an edge touches the boundary of the strip $\mathbb{R} \times [0, 1]$ are called *boundary points*. The boundary points of an S-graph on $\mathbb{R} \times \{0\}$ and on $\mathbb{R} \times \{1\}$ provide two sequence of colored points. These sequences are called the *bottom boundary* and *top boundary*, respectively. In this study, only S-graphs satisfying the following conditions are considered:

- The bottom boundary and the top boundary coincide.
- The bottom boundary (and hence the top boundary) is alternating. Therefore, this sequence can be identified with a reduced expression of an element of W .

For instance, the diagram in (2.7) satisfies the above conditions. In this case, the bottom/top boundaries are identified with $7_s \in W$. A graded \mathbb{C} -algebra is now associated with each element $w \in W$. It will be denoted by A_w and will be referred to as the *endomorphism algebra* of w .

Definition 2.2. Given $w \in W$, the endomorphism algebra of w is denoted by A_w and is defined to be the \mathbb{C} -vector space generated by isotopy classes of S -graphs with bottom boundary and top boundary identified with w modulo the following local relations:

$$\begin{array}{c} \text{---} \\ | \\ \text{---} \end{array} = \begin{array}{c} \text{---} \\ | \\ \text{---} \end{array} \quad (2.8)$$

$$\begin{array}{c} \text{---} \\ / \backslash \\ \text{---} \end{array} = \begin{array}{c} \text{---} \\ \backslash / \\ \text{---} \end{array} \quad (2.9)$$

$$\begin{array}{c} \bullet \\ | \\ \bullet \end{array} = \boxed{\alpha_s} \quad (2.10)$$

$$\begin{array}{c} \text{---} \\ | \\ \boxed{f} \end{array} = \begin{array}{c} \text{---} \\ | \\ \boxed{sf} \end{array} + \begin{array}{c} \bullet \\ | \\ \boxed{\partial_s f} \\ | \\ \bullet \end{array} \quad (2.11)$$

$$\begin{array}{c} \text{---} \\ | \\ \bigcirc \end{array} = 0 \quad (2.12)$$

$$\boxed{f} \begin{array}{c} \blacksquare \end{array} = 0, \quad \text{if } \deg(f) > 0. \quad (2.13)$$

Relations (2.8)–(2.12) hold if red is replaced by blue. Relation (2.13) implies that if a diagram is decorated in its leftmost region by a homogeneous polynomial $f \in R$ of positive degree, then it is equal to zero. Finally, the multiplication on A_w is determined in S -graphs by concatenation.

Remark 2.3. Let \underline{w} be the unique reduced expression of an element $w \in W$. If $\text{BS}(\underline{w})$ denotes the Bott-Samelson bimodule associated to \underline{w} then $A_w \simeq \mathbb{C} \otimes_R \text{End}(\text{BS}(\underline{w}))$. In other words, $\text{End}(\text{BS}(\underline{w}))$ can be recovered from A_w by dropping (2.13).

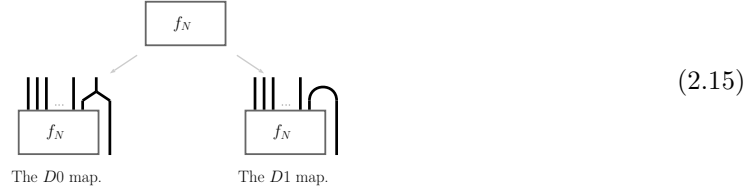
This section is concluded by reviewing the construction of the *Double Leaves Basis* for A_w . This basis was introduced by Libedinsky [Li15] at the level of generality of an arbitrary Coxeter system. Elias and Williamson transferred this basis into the diagrammatic setting [EW16]. As before, the focus will be only on the two-color Soergel calculus associated with the fixed realization (2.3)–(2.4) of W ; therefore, features of the Double Leaves Basis that do not arise in this setting will be ignored.

Henceforth, an element $w = s_1 \dots s_n \in W$ is fixed, where $s_i \in \{s, t\}$. To describe the Double Leaves Basis for A_w , a perfect binary tree \mathbb{T}_w is first defined with nodes decorated by S -graphs. \mathbb{T}_w is constructed by induction on the depth of the nodes. In depth one, \mathbb{T}_w is given by

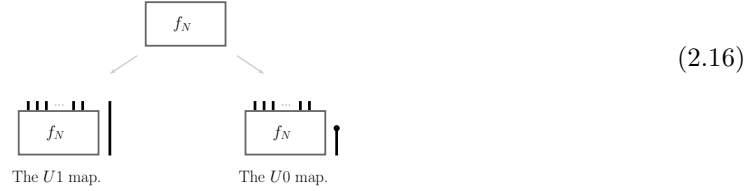
$$\begin{array}{c} \emptyset \\ / \backslash \\ | \quad \bullet \\ s_1 = s \end{array} \quad \begin{array}{c} \emptyset \\ / \backslash \\ | \quad \bullet \\ s_1 = t \end{array} \quad (2.14)$$

Let $1 < k \leq n$, and it is assumed that \mathbb{T}_w has already been constructed in depth j for all $1 \leq j < k$. Let N be a node of depth $k - 1$ decorated by the S -graph f_N . Then, we have two cases.

1. If s_k is equal to the rightmost color of the top sequence of f_N , then the child nodes of N are decorated as follows:



2. If s_k is different from the rightmost color of the top sequence of f_N , or if the top sequence of f_N is the empty sequence, then the child nodes of N are decorated as follows:



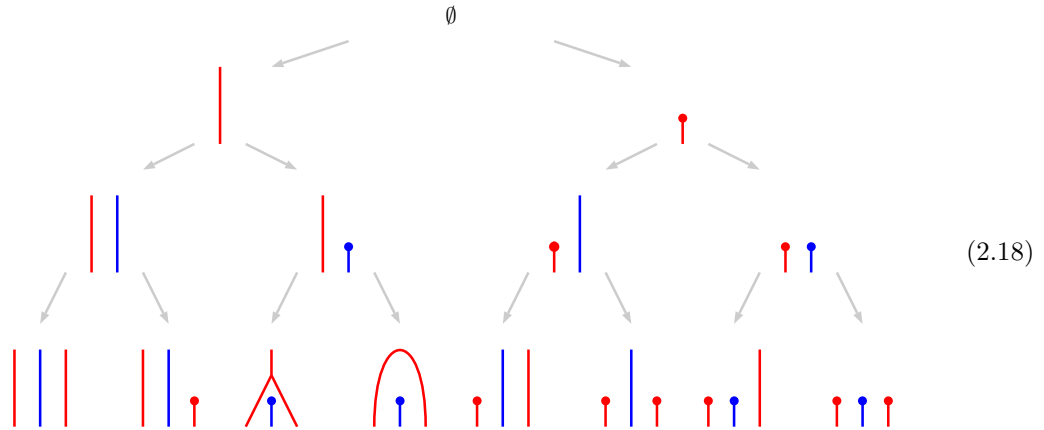
This completes the construction of \mathbb{T}_w . The S -graphs that decorate the leaves nodes of \mathbb{T}_w are called *light leaves* of w . By construction, it is straightforward to see that the bottom sequence of each light leaf of w is equal to w , whereas the top sequence of a light leaf of w can be identified with an element of W , that is, it is an alternating sequence of colors. Given $x \in W$, $\mathbb{L}_w(x)$ denotes the set of all light leaves with top sequence equal to x . Moreover, \mathbb{L}_w denotes the set of all light leaves of \mathbb{T}_w . Given $f \in \mathbb{L}_w$, f^a denotes the S -graph obtained from f by applying a vertical flip. Then, let

$$\mathbb{DL}_w = \{f_1^a \circ f_2 \mid f_1, f_2 \in \mathbb{L}_w(x), x \in W\}, \quad (2.17)$$

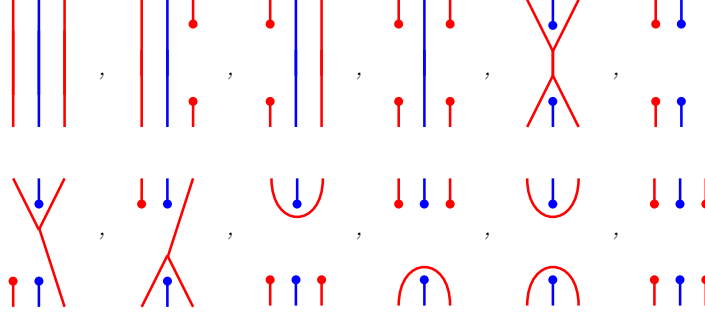
where \circ denotes concatenation of diagrams. The elements of \mathbb{DL}_w are called *Double Leaves* of w . It should be noted that the bottom sequence and the top sequence of each double leaf are equal to w . Therefore, \mathbb{DL}_w is a subset of A_w . The following theorem is due to Libedinsky [Li15]. It was reformulated in the diagrammatic setting by Elias and Williamson [EW16].

Theorem 2.4. *Let $w \in W$. Then, \mathbb{DL}_w is a basis of A_w .*

Example 2.5. *The construction of the Double Leaves Basis of A_w will be illustrated when $w = sts$. In this case, \mathbb{T}_w is given by*



Hence, the Double Leaves Basis of A_w is given by



Remark 2.6. Let $w \in W$. It is easy to see that the diagram

$$\begin{array}{c}
 \downarrow \downarrow \downarrow \quad \downarrow \downarrow \\
 \dots \\
 \uparrow \uparrow \uparrow \quad \uparrow \uparrow
 \end{array} \tag{2.19}$$

belongs to the Double Leaves Basis of A_w . In particular, this diagram is different from zero.

3 THE DOT-LINE ALGEBRA DL_n

In this section, for each positive integer n , a commutative algebra, denoted by DL_n , is defined and referred to as the *Dot-Line algebra on n -strings* (the reason for this terminology will become obvious shortly). DL_n is first defined as an algebra with generators and relations, and subsequently it is shown that DL_n can be embedded as a subalgebra of A_w for all $w \in W$ with $l(w) = n$.

Definition 3.1. The Dot-Line algebra on n -strings DL_n is the associative \mathbb{C} -algebra generated by $\{1, X_1, \dots, X_n\}$ subject to the relations

$$X_i X_j = X_j X_i, \quad \text{for all } 1 \leq i, j \leq n; \tag{3.1}$$

$$X_i^2 = -2X_i \left(\sum_{j=1}^{i-1} X_j \right), \quad \text{for all } 2 \leq i \leq n; \tag{3.2}$$

$$X_1^2 = 0. \tag{3.3}$$

Given a sequence $\alpha = (\alpha_1, \dots, \alpha_n) \in (\mathbb{N}_0)^n$, the monomials $X^\alpha \in DL_n$ are defined by $X^\alpha := X_1^{\alpha_1} \dots X_n^{\alpha_n}$.

Lemma 3.2. The algebra DL_n is spanned by $B_n := \{X^\alpha \mid \alpha \in \{0, 1\}^n\}$. In particular, $\dim DL_n \leq 2^n$.

Proof: Let $\beta = (\beta_1, \dots, \beta_n) \in (\mathbb{N}_0)^n$. It will be shown that X^β is a linear combination of elements in B_n . If $\beta \in \{0, 1\}^n$, there is nothing to prove. Thus, it can be assumed that $\beta_i \geq 2$ for some $1 \leq i \leq n$. The proof is by induction on $k_\beta := \max\{i \in \{1, \dots, n\} \mid \beta_i \geq 2\}$. If $k_\beta = 1$, then $X^\beta = 0$ by (3.3). It is now assumed that $k_\beta > 1$, that is, $\beta_i \in \{0, 1\}$ for $i > k_\beta$. Then, by repeated applications of (3.2) we have

$$X^\beta = X_1 \dots X_{k_\beta-1}^{\beta_{k_\beta-1}} X_{k_\beta}^{\beta_{k_\beta}} \dots X_n^{\beta_n} \tag{3.4}$$

$$= X_1 \dots X_{k_\beta-1}^{\beta_{k_\beta-1}} \left(-2 \sum_{j=1}^{k(\beta)-1} X_j \right)^{\beta_{k_\beta}-1} X_{k_\beta} \dots X_n^{\beta_n}. \tag{3.5}$$

the order \triangleright , we have $\beta \succ \alpha$. Let $\beta = (\beta_1, \dots, \beta_n)$. As $\beta \succ \alpha$, there exists an index i such that $\alpha_i = 0$, $\beta_i = 1$, and $\alpha_j = \beta_j$ for all $j = 1, \dots, i-1$. Then, the diagram $\mathcal{X}^\beta \mathcal{X}^{\widehat{\alpha}}$ has the form

$$(3.10)$$

The lemma now follows from (2.10) and (2.13). \square

Theorem 3.6. *Let $w \in W$ with $n = l(w)$. Then, \mathcal{B}_n is a linearly independent subset of A_w . In particular, $\dim \mathcal{DL}_n = 2^n$. Furthermore, $DL_n \cong \mathcal{DL}_n$.*

Proof: It is enough to prove the linear independence of \mathcal{B}_n . The other assertions follow at once from Lemma 3.2 and Lemma 3.4. It is assumed that

$$\sum_{\alpha \in \{0,1\}^n} r_\alpha \mathcal{X}^\alpha = 0, \quad (3.11)$$

for some $r_\alpha \in \mathbb{C}$. Then, $r_\alpha = 0$, for all $\alpha \in \{0,1\}^n$. Indeed, if this is not the case, there exists $\mathcal{X}^\beta \in \mathcal{B}_n$ that is minimal with respect to \triangleright satisfying $r_\beta \neq 0$. By multiplying (3.11) by $\mathcal{X}^{\widehat{\beta}}$ and then by using Lemma 3.5, we have $r_\beta \mathcal{X}^{(1,1,\dots,1)} = 0$. It is not difficult to see that $\mathcal{X}^{(1,1,\dots,1)}$ corresponds to the diagram in (2.19). Therefore, Remark 2.6 implies that $r_\beta = 0$, which contradicts the choice of \mathcal{X}^β . \square

4 THE BLOB ALGEBRA

In this section, the blob algebra is defined. This algebra was introduced by Martin and Saleur [MS94] as a generalization of the Temperley–Lieb algebra. The blob algebra can be realized as a diagram algebra with a diagrammatic basis given by blobbed Temperley–Lieb diagrams, which explains its name.

Although in this study the graded presentation of the blob algebra introduced by the second author and Ryom-Hansen [PR14] will be considered, for completeness, the classical definition of the blob algebra is also provided (see [MW03, Section 4.2]).

Given $q \in \mathbb{C} \setminus \{0\}$ and $n \in \mathbb{Z}_{>0}$, $[n]_q \in \mathbb{C}$ denotes the quantum number. That is,

$$[n]_q = q^n + q^{n-2} + \dots + q^{-n+2} + q^{-n}. \quad (4.1)$$

Definition 4.1. *Let $q \in \mathbb{C} \setminus \{0\}$ and $m \in \mathbb{Z}_{>0}$ such that $[m]_q \neq 0$. The blob algebra $b_n(q, m)$ is the \mathbb{C} -algebra associated with the generators $1, U_0, U_1, \dots, U_{n-1}$ and the relations*

$$U_i^2 = -[2]_q U_i, \quad \text{if } 1 \leq i \leq n-1; \quad (4.2)$$

$$U_i U_j U_i = U_i, \quad \text{if } |i-j| = 1 \text{ and } i, j \neq 0; \quad (4.3)$$

$$U_i U_j = U_j U_i, \quad \text{if } |i-j| > 1; \quad (4.4)$$

$$U_1 U_0 U_1 = -[m-1]_q U_1; \quad (4.5)$$

$$U_0^2 = -[m]_q U_0; \quad (4.6)$$

To establish a connection between the classical presentation for the blob and the graded algebra, some restrictions should be imposed on the parameters q and m .

Conditions 4.2. Henceforth, an l -th primitive root of unity $q \in \mathbb{C}$ and an integer m satisfying $1 \leq m < l$ are fixed. Furthermore, it is assumed that l is odd and

$$q^m \neq q^{-m}, \quad q^m \neq q^{-m+2}, \quad q^{-m} \neq q^{m+2}. \quad (4.7)$$

It should be noted that each of the above conditions can be considered a congruence. Specifically, (4.7) can be restated as

$$m \not\equiv 0 \pmod{l}, \quad m \not\equiv 1 \pmod{l}, \quad m \not\equiv -1 \pmod{l}. \quad (4.8)$$

Let $I = \mathbb{Z}/l\mathbb{Z}$. To describe the \mathbb{Z} -grading on the graded presentation of $b_n(q, m)$, it is convenient to introduce the matrix $(a_{ij})_{i,j \in I}$, given by

$$a_{ij} = \begin{cases} 2, & \text{if } i = j \pmod{l}; \\ 0, & \text{if } i \neq j \pm 1 \pmod{l}; \\ -1, & \text{if } i = j \pm 1 \pmod{l}. \end{cases}$$

Theorem 4.3. [PR14, Corollary 3.6] *The blob algebra $b_n(q, m)$ is isomorphic to the \mathbb{C} -algebra generated by*

$$\{\psi_1, \dots, \psi_{n-1}\} \cup \{y_1, \dots, y_n\} \cup \{e(\mathbf{i}) \mid \mathbf{i} \in I^n\}$$

subject to the following relations for $\mathbf{i}, \mathbf{j} \in I^n$ and all admissible r, s

$$y_1 e(\mathbf{i}) = 0 \quad \text{if } i_1 = \pm k \pmod{l} \quad (4.9)$$

$$e(\mathbf{i}) = 0 \quad \text{if } i_1 \neq \pm k \pmod{l} \quad (4.10)$$

$$e(\mathbf{i})e(\mathbf{j}) = \delta_{\mathbf{i}, \mathbf{j}}e(\mathbf{i}), \quad (4.11)$$

$$\sum_{\mathbf{i} \in I^n} e(\mathbf{i}) = 1, \quad (4.12)$$

$$y_r e(\mathbf{i}) = e(\mathbf{i})y_r, \quad (4.13)$$

$$\psi_r e(\mathbf{i}) = e(s_r \mathbf{i})\psi_r, \quad (4.14)$$

$$y_r y_s = y_s y_r, \quad (4.15)$$

$$\psi_r y_s = y_s \psi_r, \quad \text{if } s \neq r, r+1 \quad (4.16)$$

$$\psi_r \psi_s = \psi_s \psi_r, \quad \text{if } |s - r| > 1 \quad (4.17)$$

$$\psi_r y_{r+1} e(\mathbf{i}) = \begin{cases} (y_r \psi_r + 1)e(\mathbf{i}) & \text{if } i_r = i_{r+1} \\ y_r \psi_r e(\mathbf{i}) & \text{if } i_r \neq i_{r+1} \end{cases} \quad (4.18)$$

$$y_{r+1} \psi_r e(\mathbf{i}) = \begin{cases} (\psi_r y_r + 1)e(\mathbf{i}) & \text{if } i_r = i_{r+1} \\ \psi_r y_r e(\mathbf{i}) & \text{if } i_r \neq i_{r+1} \end{cases} \quad (4.19)$$

$$\psi_r^2 e(\mathbf{i}) = \begin{cases} 0 & \text{if } i_r = i_{r+1} \\ e(\mathbf{i}) & \text{if } i_r \neq i_{r+1} \pm 1 \\ (y_{r+1} - y_r)e(\mathbf{i}) & \text{if } i_{r+1} = i_r + 1 \\ (y_r - y_{r+1})e(\mathbf{i}) & \text{if } i_{r+1} = i_r - 1 \end{cases} \quad (4.20)$$

$$\psi_r \psi_{r+1} \psi_r e(\mathbf{i}) = \begin{cases} (\psi_{r+1} \psi_r \psi_{r+1} + 1)e(\mathbf{i}) & \text{if } i_{r+2} = i_r = i_{r+1} - 1 \\ (\psi_{r+1} \psi_r \psi_{r+1} - 1)e(\mathbf{i}) & \text{if } i_{r+2} = i_r = i_{r+1} + 1 \\ (\psi_{r+1} \psi_r \psi_{r+1})e(\mathbf{i}) & \text{otherwise} \end{cases} \quad (4.21)$$

$$e(\mathbf{i}) = 0 \quad \text{if } \begin{cases} i_1 = k \text{ and } i_2 = k - 1, \text{ or} \\ i_1 = -k \text{ and } i_2 = -k - 1. \end{cases} \quad (4.22)$$

where

- $k \in \mathbb{Z}$ satisfies $2k \equiv m \pmod{l}$;

- for a sequence $\mathbf{i} \in I^n$, $i_j \in I$ denotes the j -th coordinate of \mathbf{i} ;
- $s_r := (r, r+1)$ is the simple transposition acting on I^n by permutation of the coordinates $r, r+1$.

The conditions

$$\deg e(\mathbf{i}) = 0, \quad \deg y_r = 2, \quad \deg \psi_s e(\mathbf{i}) = -a_{i_s, i_{s+1}}$$

for $1 \leq r \leq n$, $1 \leq s \leq n-1$, and $\mathbf{i} \in I^n$ define a unique \mathbb{Z} -grading on $b_n(q, m)$.

Remark 4.4. Brundan and Kleshchev constructed in [BK09] isomorphisms between cyclotomic Hecke algebras and cyclotomic KLR algebras of type A . On the other hand, $b_n(q, m)$ is known to be a quotient of the cyclotomic Hecke algebra of type $G(2, 1, n)$. These two facts were used in [PR14] in order to obtain the graded presentation of $b_n(q, m)$. In this setting, the relevant KLR algebra can be recovered from $b_n(q, m)$ by drooping (4.22).

It turns out that working with a variation of the diagrammatic calculus introduced by Khovanov and Lauda [KL09] is easier than working with the presentation given in Theorem 4.3. In this setting, long algebraic computations involving relations are reduced to a series of diagrams that most transparently encode the same information. However, it should be noted that the diagrammatic approach still has certain subtleties. For example, as will be seen later, given an arbitrary diagram, it is a difficult problem to decide whether it is zero or not.

A *Khovanov–Lauda diagram*, or a diagram for short, consists of n points on each of two parallel edges, the top edge and the bottom edge, that are connected by n lines. Each line must connect a node on the top edge with a node on the bottom edge. Lines can intersect, but no triple intersection is allowed. Each line can also be decorated by dots, but dots cannot be located at the intersection of two lines. Finally, each diagram is labeled by a sequence $\mathbf{i} = (i_1, \dots, i_n) \in I^n$. This sequence is written under the bottom edge of the diagram. An example of such a diagram is shown below.



Given a diagram D , $b(D)$ denotes its bottom sequence. Once $b(D)$ has been fixed, a top sequence for D , namely, $t(D)$, is automatically defined in an obvious manner. For instance, if D is the diagram (4.23), then $t(D) = (1, 2, 1, 0)$. \mathbb{C} -linear combinations of these diagrams are now considered modulo planar isotopy and the following relations.³

$$\begin{array}{c} \begin{array}{c} | \\ \bullet \\ | \end{array} \quad \begin{array}{c} | \\ | \end{array} \quad \cdots \quad \begin{array}{c} | \\ | \end{array} = 0 \\ \pm k \quad i_2 \quad \quad \quad i_n \end{array} \quad (4.24)$$

³Relations (4.24)–(4.31) depend on Conditions 4.2. Moreover, it should be noted that for a fixed choice of the parameters q and m , $k \in I$ is determined by the congruence $2k \equiv m \pmod{l}$.

$$\begin{array}{c}
\left| \begin{array}{c} \vdots \\ \vdots \\ \vdots \end{array} \right| = 0 \quad \text{if } \begin{cases} i_1 \neq \pm k; \\ i_1 = k \text{ and } i_2 = k - 1; \\ i_1 = -k \text{ and } i_2 = -k - 1. \end{cases}
\end{array} \quad (4.25)$$

$$\begin{array}{c}
\left| \begin{array}{c} \vdots \\ \vdots \\ \vdots \end{array} \right| = \left| \begin{array}{c} \vdots \\ \vdots \\ \vdots \end{array} \right| + \delta_{i_r, i_{r+1}} \left| \begin{array}{c} \vdots \\ \vdots \\ \vdots \end{array} \right|
\end{array} \quad (4.26)$$

$$\begin{array}{c}
\left| \begin{array}{c} \vdots \\ \vdots \\ \vdots \end{array} \right| = \left| \begin{array}{c} \vdots \\ \vdots \\ \vdots \end{array} \right| + \delta_{i_r, i_{r+1}} \left| \begin{array}{c} \vdots \\ \vdots \\ \vdots \end{array} \right|
\end{array} \quad (4.27)$$

$$\left| \begin{array}{c} \vdots \\ \vdots \\ \vdots \end{array} \right| = 0 \text{ if } i_r = i_{r+1} \quad (4.28)$$

$$\left| \begin{array}{c} \vdots \\ \vdots \\ \vdots \end{array} \right| = \left| \begin{array}{c} \vdots \\ \vdots \\ \vdots \end{array} \right| \text{ if } i_r \neq i_{r+1} \pm 1 \text{ and } i_r \neq i_{r+1}. \quad (4.29)$$

$$\left| \begin{array}{c} \vdots \\ \vdots \\ \vdots \end{array} \right| = \pm \left(\left| \begin{array}{c} \vdots \\ \vdots \\ \vdots \end{array} \right| - \left| \begin{array}{c} \vdots \\ \vdots \\ \vdots \end{array} \right| \right) \text{ if } i_{r+1} = i_r \mp 1 \quad (4.30)$$

$$\left| \begin{array}{c} \vdots \\ \vdots \\ \vdots \end{array} \right| = \left| \begin{array}{c} \vdots \\ \vdots \\ \vdots \end{array} \right| + \alpha \left| \begin{array}{c} \vdots \\ \vdots \\ \vdots \end{array} \right| \quad (4.31)$$

where

$$\alpha = \begin{cases} 1, & \text{if } i_{r+2} = i_r = i_{r+1} - 1; \\ -1, & \text{if } i_{r+2} = i_r = i_{r+1} + 1; \\ 0, & \text{otherwise.} \end{cases}$$

Finally, a multiplication operation on diagrams is defined by concatenation. More precisely, given two diagrams D_1 and D_2 , their product is defined by

$$D_1 D_2 = \begin{cases} 0, & \text{if } b(D_1) \neq t(D_2); \\ D_1 \circ D_2, & \text{if } b(D_1) = t(D_2), \end{cases} \quad (4.32)$$

where $D_1 \circ D_2$ is the diagram obtained from D_1 and D_2 by identifying the bottom of D_1 with the top of D_2 . This multiplication is extended to \mathbb{C} -linear combinations of diagrams by linearity. The connection between $b_n(q, m)$ and diagrams is given by the following assignment:

$$e(\mathbf{i}) = \begin{array}{c} | \\ | \\ \dots \\ | \\ \hline i_1 \quad i_2 \quad \dots \quad i_n \end{array} \quad y_r e(\mathbf{i}) = \begin{array}{c} | \\ | \\ \dots \\ \bullet \\ | \\ \hline i_1 \quad i_r \quad i_n \end{array} \quad \psi_r e(\mathbf{i}) = \begin{array}{c} | \quad \diagdown \quad \diagup \quad | \\ | \quad \quad \quad \quad | \\ \dots \quad \quad \quad \quad \dots \\ | \quad \quad \quad \quad | \\ \hline i_1 \quad i_r \quad i_{r+1} \quad i_n \end{array} \quad (4.33)$$

By using this assignment, a \mathbb{C} -linear combination of diagrams can be associated with each element in $b_n(q, m)$ and vice versa. Furthermore, by the relations imposed on the diagrams, equivalent diagrams are associated with the same element in $b_n(q, m)$.

5 THE INTERMEDIATE SEQUENCE PRINCIPLE.

The purpose of this section is to provide a sufficiency criterion for determining whether a diagram is zero. It will be called the *Intermediate Sequence Principle*. To this end, the construction of a graded cellular basis for $b_n(q, m)$ given in [PR14] should be recalled. To properly introduce this basis, certain combinatorial objects should be defined, namely, one-line bipartitions and bitableaux, as well as residue sequences. An alternative interpretation of bitableaux as walks on the Pascal's triangle is also introduced. This section is concluded by showing with an example how the aforementioned criterion can be used to simplify arguments involving diagrams.

5.1. Combinatorics

Throughout this section, a positive integer n is fixed. A *one-line bipartition* of n is an ordered pair $\lambda = (\lambda_1, \lambda_2)$, where λ_1 and λ_2 are non-negative integers such that $\lambda_1 + \lambda_2 = n$. The set of all one-line bipartitions of n is denoted by $\text{Bip}_1(n)$. It is useful to identify a one-line bipartition λ with its Young diagram $[\lambda]$, defined as

$$[\lambda] = \{(1, j, k) \in \{1\} \times \mathbb{N} \times \{1, 2\} \mid 1 \leq j \leq \lambda_k\}. \quad (5.1)$$

$[\lambda]$ can be visualized as an ordered pair of usual one-line Young diagrams. A λ -*bitableau* is a bijection $\mathbf{t}: [\lambda] \rightarrow \{1, \dots, n\}$. \mathbf{t} is said to have shape λ , and the notation $\text{Shape}(\mathbf{t}) = \lambda$ is used. \mathbf{t} may be regarded as a labeling of the boxes in $[\lambda]$ using elements from $\{1, \dots, n\}$. A λ -bitableau is called standard if in each component its entries increase from left to right. The set of all standard λ -bitableaux is denoted by $\text{Std}(\lambda)$. Moreover, let $\text{Std}(n) := \bigcup_{\lambda \in \text{Bip}_1(n)} \text{Std}(\lambda)$. Examples of standard λ -bitableaux are shown in (5.2) and (5.3), where $n = 9$ and $\lambda = (6, 3)$. Given $1 \leq k \leq n$ and $\mathbf{t} \in \text{Std}(\lambda)$, $\mathbf{t}_{\downarrow k}$ denotes the standard bitableau obtained from \mathbf{t} by erasing the boxes in \mathbf{t} with entries greater than k .

$$\left(\boxed{2 \ 4 \ 6 \ 7 \ 8 \ 9}, \boxed{1 \ 3 \ 5} \right) \quad (5.2)$$

$$\left(\boxed{1 \ 2 \ 3 \ 4 \ 5 \ 6}, \boxed{7 \ 8 \ 9} \right) \quad (5.3)$$

For $\lambda = (\lambda_1, \lambda_2) \in \text{Bip}_1(n)$, a bitableau of particular interest is $\mathbf{t}^\lambda \in \text{Std}(\lambda)$, which is defined as follows. Let $\mu = \min\{\lambda_1, \lambda_2\}$. Then, the numbers $1, 2, \dots, n$ are located in $[\lambda]$ and are in increasing

order along the rows according to the following rules:

- Odd numbers less than 2μ are located in the second component of \mathfrak{t}^λ .
- Even numbers less than or equal to 2μ are located in the first component of \mathfrak{t}^λ .
- Numbers greater than 2μ are located in the remaining boxes.

For example, if $n = 9$ and $\lambda = (6, 3)$, then \mathfrak{t}^λ corresponds to the bitableaux shown in (5.2).

The symmetric group \mathfrak{S}_n acts naturally (on the left) on the set of λ -bitableaux by permuting the entries. Given $\lambda \in \text{Bip}_1(n)$ and $\mathfrak{t} \in \text{Std}(\lambda)$, $d(\mathfrak{t}) \in \mathfrak{S}_n$ denotes the permutation that satisfies $\mathfrak{t} = d(\mathfrak{t})\mathfrak{t}^\lambda$. For instance, if \mathfrak{t} denotes the bitableau in (5.3), then $d(\mathfrak{t}) = s_6s_5s_7s_4s_6s_8s_3s_5s_7s_2s_4s_6s_1s_3s_5$.

Remark 5.1. By the definition of \mathfrak{t}^λ , the permutation $d(\mathfrak{t})$ is 321-avoiding for all $\mathfrak{t} \in \text{Std}(\lambda)$. That is, any two reduced expressions of $d(\mathfrak{t})$ are related through a series of Coxeter relations of type $s_i s_j = s_j s_i$ for $|i - j| > 1$.

A sequence $\mathbf{i}^{\mathfrak{t}} \in I^n$ will be associated with each $\mathfrak{t} \in \text{Std}(n)$ and will be called the *residue sequence* of \mathfrak{t} . It is first recalled that a primitive l -th root of unity $q \in \mathbb{C}$ and a positive integer m satisfying Conditions 4.2 have been fixed.

Definition 5.2. Let $\lambda \in \text{Bip}_1(n)$, and let $A = (1, c, d)$ be a box in $[\lambda]$. It is assumed that $k \in \mathbb{Z}$ satisfies $2k \equiv m \pmod{l}$. Then, the residue of A , $\rho(A) \in I$, is given by

$$\rho(A) := \begin{cases} k + (c - 1), & \text{if } d = 1; \\ -k + (c - 1), & \text{if } d = 2. \end{cases} \quad (5.4)$$

Let j be an integer with $1 \leq j \leq n$. For $\mathfrak{t} \in \text{Std}(\lambda)$, the residue of \mathfrak{t} at j is defined by $\rho_{\mathfrak{t}}(j) = \rho(A)$, where A is the node occupied by j in \mathfrak{t} . Finally, the residue sequence of \mathfrak{t} is defined by $\mathbf{i}^{\mathfrak{t}} := (\rho_{\mathfrak{t}}(1), \dots, \rho_{\mathfrak{t}}(n)) \in I^n$. In particular, $\mathbf{i}^{\mathfrak{t}^\lambda}$ is simply written as \mathbf{i}^λ .

Example 5.3. If $l = 5$, $m = 2$, and $\lambda = (6, 3)$, then

$$\mathbf{i}^\lambda = \mathbf{i}^{\mathfrak{t}^\lambda} = (4, 1, 0, 2, 1, 3, 4, 0, 1) \in I^9. \quad (5.5)$$

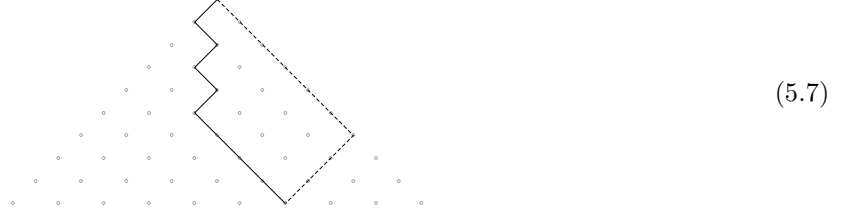
It will now be shown that standard bitableaux may be regarded as walks on the Pascal triangle. This alternative interpretation allows providing two useful criteria for determining when two standard bitableaux give rise to the same residue sequence and when a standard bitableaux remains standard if a simple transposition acts on it.

The vertices on the Pascal triangle are labeled by ordered pairs of integers corresponding to level and column. For instance, (5.6) shows the Pascal triangle truncated at level 8. The top vertex is labeled by $(0, 0)$ and $\bullet = (5, -3)$.



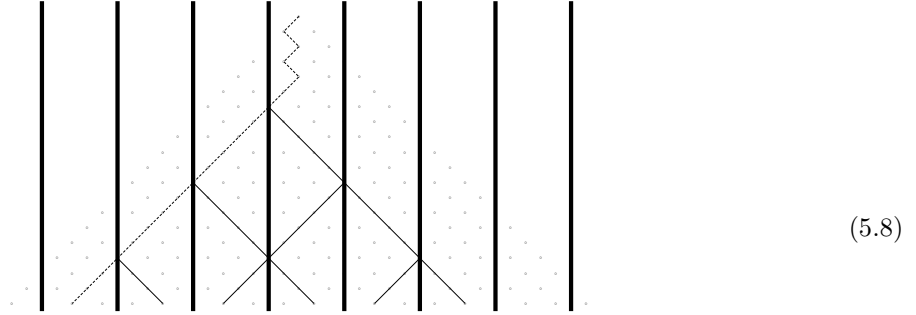
Then, an n -walk on the Pascal triangle (or an n -walk for short) is defined to be a sequence of vertices $w = (v_0, v_1, \dots, v_n)$ such that $v_i = (i, w_i)$ for all $0 \leq i \leq n$, $w_0 = 0$, and $w_i = w_{i-1} \pm 1$. Graphically, an n -walk may be regarded as a directed graph with vertices $\{v_i\}_{0 \leq i \leq n}$ and edges $\{(v_i, v_{i+1})\}_{0 \leq i \leq n-1}$. An n -walk $w^{\mathfrak{t}} = (v_0, v_1, \dots, v_n)$ is associated with $\mathfrak{t} \in \text{Std}(n)$ as follows: $v_0 = (0, w_0) = (0, 0)$ and $v_i = (i, w_{i-1} + 1)$ (resp., $v_i = (i, w_{i-1} - 1)$) if i is located in the first (resp., second) component of \mathfrak{t} . The 9-walks associated with the standard bitableaux in (5.2) and (5.3) are drawn in (5.7) by a normal

line and a dashed line, respectively. It is an easy exercise to show that the above defines a bijection between $\text{Std}(\lambda)$ and the set of all n -walks with final vertex $(n, \lambda_1 - \lambda_2)$.



In view of Conditions 4.2, on the Pascal triangle, vertical lines are drawn on each column j such that $j \equiv -m \pmod{l}$ (see Example 5.4 below). These lines will be called *walls*. Let w be a n -walk that, at some vertex $v_i = (i, w_i)$, passes through a wall drawn on j . Then, let $w(i, j)$ be the n -walk obtained from w by applying the reflection in the wall drawn on j to all vertices in w after the vertex v_i . The notation $w \sim w'$ implies that there exists a sequence of walks (w^0, w^1, \dots, w^r) such that $w^0 = w$, $w^r = w'$, and $w^{s+1} = w^s(i_s, j_s)$ for all $0 \leq s < r$ and some integers i_s and j_s .

Example 5.4. The Pascal triangle truncated at level 19 is shown in (5.8). It is assumed that $l = 5$ and $m = 2$. The corresponding walls are drawn using thick vertical lines. The walks drawn correspond to all 19-walks w such that $w \sim w^\lambda$, where w^λ is the 19-walk associated with \mathfrak{t}^λ for $\lambda = (2, 17)$.



Lemma 5.5. *Let $\mathfrak{s}, \mathfrak{t} \in \text{Std}(n)$. Then, $\mathfrak{i}^\mathfrak{s} = \mathfrak{i}^\mathfrak{t}$ if and only if $w^\mathfrak{s} \sim w^\mathfrak{t}$.*

Proof: We begin by noticing that for any $\mathfrak{s} \in \text{Std}(n)$ and $1 \leq i \leq n$, we have

$$2\rho_\mathfrak{s}(i) \equiv i - 2 + (w_i^\mathfrak{s} - w_{i-1}^\mathfrak{s})(w_i^\mathfrak{s} + m) \pmod{l}, \quad (5.9)$$

where $w^\mathfrak{s} = (v_0, \dots, v_n)$ with $v_i = (i, w_i^\mathfrak{s})$ is the n -walk associated with \mathfrak{s} . As l is assumed to be odd, (5.9) determines uniquely the value of $\rho_\mathfrak{s}(i)$.

Let $\mathfrak{s}, \mathfrak{t} \in \text{Std}(n)$ with $w^\mathfrak{s} \sim w^\mathfrak{t}$. We are going to show that $\mathfrak{i}^\mathfrak{s} = \mathfrak{i}^\mathfrak{t}$, this is, $\rho_\mathfrak{s}(i) = \rho_\mathfrak{t}(i)$, for all $1 \leq i \leq n$. We can assume without loss of generality that $w^\mathfrak{t} = w^\mathfrak{s}(a, j)$, for some integers a and j . In this case, since the walks $w^\mathfrak{s}$ and $w^\mathfrak{t}$ coincide till the a -th step, we obtain

$$\rho_\mathfrak{s}(i) = \rho_\mathfrak{t}(i), \quad (5.10)$$

for all $1 \leq i \leq a$. Furthermore, we have

$$w_a := w_a^\mathfrak{s} = w_a^\mathfrak{t} \equiv -m \pmod{l} \quad (5.11)$$

and

$$w_i^\mathfrak{s} - w_{i-1}^\mathfrak{s} = -(w_i^\mathfrak{t} - w_{i-1}^\mathfrak{t}), \quad (5.12)$$

for all $a < i \leq n$. By combining (5.11) and (5.12) we obtain that

$$w_{a+b}^\mathfrak{s} - w_a = -(w_{a+b}^\mathfrak{t} - w_a), \quad (5.13)$$

for all $b \geq 1$ such that $a + b \leq n$. Therefore,

$$w_{a+b}^{\mathfrak{s}} + m \equiv -(w_{a+b}^{\mathfrak{t}} + m) \pmod{l}. \quad (5.14)$$

Then, a combination of (5.9), (5.12) and (5.14) yields $\rho_{\mathfrak{s}}(a + b) = \rho_{\mathfrak{t}}(a + b)$. Thus, $\mathbf{i}^{\mathfrak{s}} = \mathbf{i}^{\mathfrak{t}}$.

Conversely, suppose that $\mathbf{i}^{\mathfrak{s}} = \mathbf{i}^{\mathfrak{t}}$. Let $a + 1$ be the first step where the walks $w^{\mathfrak{s}}$ and $w^{\mathfrak{t}}$ differ (of course, if such a step does not exist then $w^{\mathfrak{s}} = w^{\mathfrak{t}}$ and there is nothing to prove). The fact that $\mathbf{i}^{\mathfrak{s}} = \mathbf{i}^{\mathfrak{t}}$ together with (5.9) force the vertex $(a, w_a^{\mathfrak{s}}) = (a, w_a^{\mathfrak{t}})$ to be on a wall. We now consider the standard bitableau \mathbf{u} defined by the condition: $w^{\mathbf{u}} := w^{\mathfrak{s}}(a, w_a^{\mathfrak{s}})$. If $w^{\mathbf{u}} = w^{\mathfrak{t}}$ then we are done. Otherwise, we have $\mathbf{i}^{\mathbf{u}} = \mathbf{i}^{\mathfrak{s}} = \mathbf{i}^{\mathfrak{t}}$ and the first step where the walks $w^{\mathbf{u}}$ and $w^{\mathfrak{t}}$ differ is strictly greater than $a + 1$. We can continue in this way till we eventually reach \mathfrak{t} by applying a sequence of reflections. Therefore, $w^{\mathfrak{s}} \sim w^{\mathfrak{t}}$. \square

This section is concluded by providing a criterion (in terms of walks) for determining when a standard bitableau remains standard if a simple transposition acts on it.

Definition 5.6. Let $\lambda \in \text{Bip}_1(n)$ and $\mathfrak{s}, \mathfrak{t} \in \text{Std}(\lambda)$. Let

$$w^{\mathfrak{s}} = ((0, w_0^{\mathfrak{s}}), \dots, (n, w_n^{\mathfrak{s}})) \text{ and } w^{\mathfrak{t}} = ((0, w_0^{\mathfrak{t}}), \dots, (n, w_n^{\mathfrak{t}}))$$

be the walks associated with \mathfrak{s} and \mathfrak{t} , respectively. $w^{\mathfrak{s}}$ is said to *have a hook at position k* if $w_{k-1}^{\mathfrak{s}} = w_{k+1}^{\mathfrak{s}} = w_k^{\mathfrak{s}} \pm 1$. Furthermore, \mathfrak{t} is said to be obtained from \mathfrak{s} by making a hook at position k if $w_j^{\mathfrak{s}} = w_j^{\mathfrak{t}}$ for all $j \neq k$ and $|w_k^{\mathfrak{s}} - w_k^{\mathfrak{t}}| = 2$.

Lemma 5.7. Let $\lambda \in \text{Bip}_1(n)$ and $\mathfrak{s} \in \text{Std}(\lambda)$. Then, $s_k \mathfrak{s}$ is standard if and only if \mathfrak{s} has a hook at position k .

Proof: The bitableau $s_k \mathfrak{s}$ is standard if and only if k and $k + 1$ are located in different components of \mathfrak{s} . However, k and $k + 1$ are located in different components of \mathfrak{s} if and only if \mathfrak{s} has a hook at position k . \square

5.2. KLR-Idempotents.

Elements $e(\mathbf{i}) \in b_n(q, m)$ are referred to as KLR-idempotents. In general, by working only with the presentation of $b_n(q, m)$ given in Theorem 4.3, it cannot be determined whether an arbitrary KLR-idempotent is zero or not. Fortunately, by using the graded cellular basis of $b_n(q, m)$ constructed in [PR14], an effective criterion can be provided for this problem. This criterion will be sufficient for proving the *Intermediate Sequence Principle*.

Definition 5.8. Let $\lambda \in \text{Bip}_1(n)$ and $\mathfrak{s}, \mathfrak{t} \in \text{Std}(\lambda)$. Moreover, let $d(\mathfrak{s}) = s_{i_1} \dots s_{i_a}$ and $d(\mathfrak{t}) = s_{j_1} \dots s_{j_b}$ be reduced expressions for $d(\mathfrak{s})$ and $d(\mathfrak{t})$, respectively. Then, $\psi_{\mathfrak{s}\mathfrak{t}}^{\lambda}$ is defined by

$$\psi_{\mathfrak{s}\mathfrak{t}}^{\lambda} := \psi_{i_1} \dots \psi_{i_a} e(\mathbf{i}^{\lambda}) \psi_{j_b} \dots \psi_{j_1} \in b_n(q, m). \quad (5.15)$$

By (4.17) and Remark 5.1, the element $\psi_{\mathfrak{s}\mathfrak{t}}^{\lambda}$ is well defined. That is, it does not depend on the choice of the reduced expressions for $d(\mathfrak{s})$ and $d(\mathfrak{t})$. The following properties are an easy consequence of (4.11), (4.14) and the definition of $\psi_{\mathfrak{s}\mathfrak{t}}^{\lambda}$.

$$e(\mathbf{i}) \psi_{\mathfrak{s}\mathfrak{t}}^{\lambda} = \begin{cases} \psi_{\mathfrak{s}\mathfrak{t}}^{\lambda}, & \text{if } \mathbf{i} = \mathbf{i}^{\mathfrak{s}}; \\ 0, & \text{if } \mathbf{i} \neq \mathbf{i}^{\mathfrak{s}}. \end{cases} \quad \psi_{\mathfrak{s}\mathfrak{t}}^{\lambda} e(\mathbf{i}) = \begin{cases} \psi_{\mathfrak{s}\mathfrak{t}}^{\lambda}, & \text{if } \mathbf{i} = \mathbf{i}^{\mathfrak{t}}; \\ 0, & \text{if } \mathbf{i} \neq \mathbf{i}^{\mathfrak{t}}. \end{cases} \quad (5.16)$$

Theorem 5.9. [PR14, Theorem 6.10] The set $\{\psi_{\mathfrak{s}\mathfrak{t}}^{\lambda} \mid \lambda \in \text{Bip}_1(n), \mathfrak{s}, \mathfrak{t} \in \text{Std}(\lambda)\}$ is a graded cellular basis of $b_n(q, m)$.

Lemma 5.10. Let $\mathbf{i} \in I^n$. Then, $e(\mathbf{i}) \neq 0 \in b_n(q, m)$ if and only if there exist $\lambda \in \text{Bip}_1(n)$ and $\mathfrak{t} \in \text{Std}(\lambda)$ such that $\mathbf{i} = \mathbf{i}^{\mathfrak{t}}$.

Proof: This is a direct consequence of (4.11), (5.16), and Theorem 5.9. \square

Lemma 5.10 will now be translated into the diagrammatic setting. Of course, Lemma 5.10 implies that a diagram of type

$$\begin{array}{c}
 | \qquad | \qquad \dots \qquad | \\
 | \qquad | \qquad \dots \qquad | \\
 | \qquad | \qquad \dots \qquad | \\
 | \qquad | \qquad \dots \qquad | \\
 | \qquad | \qquad \dots \qquad | \\
 i_1 \quad i_2 \qquad \dots \qquad i_n
 \end{array}
 \tag{5.17}$$

is different from zero if and only if its bottom sequence can be obtained as a residue sequence for some standard bitableaux. However, more can be said about an arbitrary diagram. Let D be a diagram. A line is drawn in D between (and parallel to) the top and bottom edges that does not intersect any intersection in D (see (5.18) below). This line determines a sequence in I^n . Obviously, this sequence depends on the height at which the line is drawn. Sequences obtained in this manner will be called *intermediate sequences* of D .

$$\tag{5.18}$$

Theorem 5.11. (*Intermediate Sequence Principle (ISP)*) *Let D be a diagram. It is assumed that an intermediate sequence \mathbf{i} of D cannot be obtained as the residue sequence of some standard bitableau. Then, $D = 0$.*

Proof: Let $D' \in b_n(q, m)$ be the element associated with D by (4.33). Then, D' belongs to the ideal of $b_n(q, m)$ generated by $e(\mathbf{i})$. It follows from Lemma 5.10 that the above ideal is zero. Therefore, $D' = 0$. \square

This section is concluded by proving a proposition that shows that the ISP simplifies the diagrammatic calculus. The following lemma is required.

Lemma 5.12. *Let $\mathbf{i} = (i_1, \dots, i_n) \in I^n$. It is assumed that $i_r = i_{r+1} = i_{r+2} + 1$ or $i_{r+1} = i_{r+2} = i_r - 1$ for some $1 \leq r \leq n - 2$. Then, $\mathbf{i} \neq \mathbf{i}^{\mathbf{t}}$ for all $\mathbf{t} \in \text{Std}(n)$.*

Proof: The result will be proved only for $i_r = i_{r+1} = i_{r+2} + 1$. The result for $i_{r+1} = i_{r+2} = i_r - 1$ is proved similarly. It is assumed that there exists $\mathbf{t} \in \text{Std}(n)$ such that $\mathbf{i}^{\mathbf{t}} = \mathbf{i}$. Then,

$$\rho_{\mathbf{t}}(r) = \rho_{\mathbf{t}}(r + 1) = \rho_{\mathbf{t}}(r + 2) + 1.
 \tag{5.19}$$

It is first claimed that r and $r + 1$ are located in different components of \mathbf{t} . To see this, if r and $r + 1$ were located in the same component of \mathbf{t} , then we would have

$$0 = \rho_{\mathbf{t}}(r + 1) - \rho_{\mathbf{t}}(r) \equiv 1 \pmod{l},
 \tag{5.20}$$

which is absurd. It is now assumed that r and $r + 2$ are located in the same component of \mathbf{t} . Then,

$$-1 = \rho_{\mathbf{t}}(r + 2) - \rho_{\mathbf{t}}(r) \equiv 1 \pmod{l},
 \tag{5.21}$$

which is impossible, as l is assumed to be odd. A similar conclusion is obtained if it is assumed that $r + 1$ and $r + 2$ are located in the same component of \mathbf{t} . Therefore, $r + 2$ cannot be located in the components of \mathbf{t} . This implies that \mathbf{t} does not exist, proving the lemma. \square

Proposition 5.13. *Relation (4.31), or equivalently (4.21), can be simplified as follows:*

$$\begin{array}{c}
 \begin{array}{c}
 \dots \\
 \begin{array}{c}
 | \quad \diagup \quad \diagdown \quad | \\
 | \quad \diagdown \quad \diagup \quad | \\
 | \quad \dots \quad \dots \quad | \\
 \dots \\
 i_1 \quad i_r \quad i_{r+1} \quad i_{r+2} \quad i_n
 \end{array}
 \end{array}
 = \alpha \begin{array}{c}
 \dots \\
 \begin{array}{c}
 | \quad | \quad | \quad | \quad | \\
 \dots \\
 i_1 \quad i_r \quad i_{r+1} \quad i_{r+2} \quad i_n
 \end{array}
 \end{array}, \alpha = \begin{cases} -1, & i_r = i_{r+2} = i_{r+1} + 1; \\ 0, & i_r = i_{r+2} = i_{r+1} - 1. \end{cases} \quad (5.22)
 \end{array}$$

$$\begin{array}{c}
 \begin{array}{c}
 \dots \\
 \begin{array}{c}
 | \quad | \quad | \quad | \quad | \\
 | \quad \diagdown \quad \diagup \quad | \\
 | \quad \diagup \quad \diagdown \quad | \\
 | \quad \dots \quad \dots \quad | \\
 \dots \\
 i_1 \quad i_r \quad i_{r+1} \quad i_{r+2} \quad i_n
 \end{array}
 \end{array}
 = \beta \begin{array}{c}
 \dots \\
 \begin{array}{c}
 | \quad | \quad | \quad | \quad | \\
 \dots \\
 i_1 \quad i_r \quad i_{r+1} \quad i_{r+2} \quad i_n
 \end{array}
 \end{array}, \beta = \begin{cases} -1, & i_r = i_{r+2} = i_{r+1} - 1; \\ 0, & i_r = i_{r+2} = i_{r+1} + 1. \end{cases} \quad (5.23)
 \end{array}$$

Proof: Only (5.22) will be proved. The diagram on the left-hand side of (5.22) is considered. If $i_r = i_{r+2} = i_{r+1} - 1$, then the intermediate sequence determined by the dashed line

$$\begin{array}{c}
 \begin{array}{c}
 | \quad \diagup \quad \diagdown \quad | \\
 | \quad \diagdown \quad \diagup \quad | \\
 | \quad \dots \quad \dots \quad | \\
 \dots \\
 i_1 \quad i_r \quad i_{r+1} \quad i_{r+2} \quad i_n
 \end{array}
 \end{array}
 \quad (5.24)$$

satisfies the hypothesis in Lemma 5.12. By applying the ISP and Lemma 5.12, the proof in this case is completed. It is now assumed that $i_r = i_{r+2} = i_{r+1} + 1$. By (4.31), we have

$$\begin{array}{c}
 \begin{array}{c}
 \dots \\
 \begin{array}{c}
 | \quad \diagup \quad \diagdown \quad | \\
 | \quad \diagdown \quad \diagup \quad | \\
 | \quad \dots \quad \dots \quad | \\
 \dots \\
 i_1 \quad i_r \quad i_{r+1} \quad i_{r+2} \quad i_n
 \end{array}
 \end{array}
 = \begin{array}{c}
 \dots \\
 \begin{array}{c}
 | \quad \diagup \quad \diagdown \quad | \\
 | \quad \diagdown \quad \diagup \quad | \\
 | \quad \dots \quad \dots \quad | \\
 \dots \\
 i_1 \quad i_r \quad i_{r+1} \quad i_{r+2} \quad i_n
 \end{array}
 \end{array}
 - \begin{array}{c}
 \dots \\
 \begin{array}{c}
 | \quad | \quad | \quad | \quad | \\
 \dots \\
 i_1 \quad i_r \quad i_{r+1} \quad i_{r+2} \quad i_n
 \end{array}
 \end{array}. \quad (5.25)
 \end{array}$$

The intermediate sequence determined by the dashed line in the right-hand side of (5.25) satisfies the hypothesis in Lemma 5.12. Then, by the ISP, the diagram located on the left of the right-hand side of (5.25) is zero, and (5.25) becomes (5.22). \square

6 COMMUTATIVE SUBALGEBRAS OF $b_n(q, m)$.

In the previous section, a residue sequence $\mathbf{i}^t \in I^n$ was associated with $\mathfrak{t} \in \text{Std}(n)$. In particular, given $\lambda \in \text{Bip}_1(n)$, $\mathbf{i}^\lambda \in I^n$ was defined as the residue sequence corresponding to \mathfrak{t}^λ . Thus, a KLR-idempotent $e(\mathbf{i}^\lambda) \in b_n(q, m)$ can be associated with each $\lambda \in \text{Bip}_1(n)$. Then, for each $\lambda \in \text{Bip}_1(n)$, the idempotent truncation $b_n(\lambda) := e(\mathbf{i}^\lambda)b_n(q, m)e(\mathbf{i}^\lambda)$ of $b_n(q, m)$ can be defined. In Section 3, a subalgebra of A_w isomorphic to the Dot–Line algebra was obtained. A subalgebra of $b_n(\lambda)$ isomorphic to the Dot–Line algebra will now be determined. The commutativity of the Dot–Line algebra motivates the definition of the following subalgebra of $b_n(\lambda)$.

Definition 6.1. *Let $n \in \mathbb{N}$ and $\lambda \in \text{Bip}_1(n)$. Then, $Y_n(\lambda)$ is defined as the subalgebra of $b_n(q, m)$ generated by $e(\mathbf{i}^\lambda), y_1e(\mathbf{i}^\lambda), \dots, y_n e(\mathbf{i}^\lambda)$.*

It is claimed that $Y_n(\lambda)$ is isomorphic to the Dot-Line algebra on $q_\lambda + 1$ strings, where q_λ is an integer that depends on q , m , and λ (see Definition 6.10 below). The proof of this result is postponed to the next section. In this section, attention is restricted to determining a generating set for $Y_n(\lambda)$ and to proving that this set satisfies the same relations as those satisfied by the generators of the Dot-Line algebra.

To relate $Y_n(\lambda)$ to the Dot-Line algebra, the first objective is to show that several generators of $Y_n(\lambda)$ are zero. Specifically, if $\lambda = (\lambda_1, \lambda_2)$ and $\mu = \min\{\lambda_1, \lambda_2\}$, then $y_r e(\mathbf{i}^\lambda) = 0$ for all $1 \leq r \leq 2\mu$. To prove this, the following two lemmas are required.

Lemma 6.2. *Let a be a positive integer such that $2a + 2 \leq n$. For $1 \leq s \leq n$, $j_s \in I$ is defined by*

$$j_s = \begin{cases} -k + (s-1)/2, & \text{if } s \text{ is odd and } s \leq 2a; \\ k + (s-2)/2, & \text{if } s \text{ is even and } s \leq 2a; \\ k + a, & \text{if } s = 2a + 1; \\ -k + a + 1 & \text{if } s = 2a + 2; \\ \text{any value} & \text{if } 2a + 2 < s. \end{cases} \quad (6.1)$$

If $\mathbf{j} := (j_1, \dots, j_n) \in I^n$, then $e(\mathbf{j}) = 0$.

Proof: By Lemma (5.10), it is enough to show that there does not exist a one-line standard bitableau \mathbf{t} such that $\mathbf{i}^{\mathbf{t}} = \mathbf{j}$. It is assumed toward a contradiction that such a bitableau \mathbf{t} exists. It is not difficult to see that Conditions 4.2 imply $\mathbf{t}_{|_{2a}} = \mathbf{t}^\lambda_{|_{2a}}$ for any $\lambda = (\lambda_1, \lambda_2) \in \text{Bip}_1(n)$ such that $\min\{\lambda_1, \lambda_2\} \geq a$. We recall that $\mathbf{t}_{|_{2a}}^\lambda$ (resp. $\mathbf{t}_{|_{2a}}$) is the standard bitableau obtained from \mathbf{t}^λ (resp. \mathbf{t}) by erasing the boxes in \mathbf{t}^λ (resp. \mathbf{t}) with entries greater than $2a$. In particular, we have $\text{Shape}(\mathbf{t}_{|_{2a}}) = (a, a)$. Hence, the two possible locations for $2a + 1$ in \mathbf{t} are $N_1 = (1, a + 1, 1)$ and $N_2 = (1, a + 1, 2)$. The residues for N_1 and N_2 are $k + a$ and $-k + a$, respectively. As $j_{2a+1} = k + a$ and

$$k + a \not\equiv -k + a \pmod{l}, \quad (6.2)$$

by Conditions 4.2, it follows that $2a + 1$ must be located in N_1 . The two possible locations for $2a + 2$ in \mathbf{t} are N_2 and $N_3 = (1, a + 2, 1)$. The residue of N_3 is $k + a + 1$. Therefore, at least one of the congruences

$$j_{2a+2} \equiv -k + a \pmod{l}, \quad \text{or} \quad j_{2a+2} \equiv k + a + 1 \pmod{l}$$

must be satisfied. However, it follows from Conditions 4.2 that this is impossible because $j_{2a+2} = -k + a + 1$. Consequently, there does not exist a one-line standard bitableau \mathbf{t} such that $\mathbf{i}^{\mathbf{t}} = \mathbf{j}$. \square

Lemma 6.3. *Let a be a positive integer such that $2a + 2 \leq n$. For $1 \leq s \leq n$, $j_s \in I$ is defined by*

$$j_s = \begin{cases} -k + (s-1)/2, & \text{if } s \text{ is odd and } s \leq 2a + 1; \\ k + (s-2)/2, & \text{if } s \text{ is even and } s \leq 2a; \\ k + a + 1 & \text{if } s = 2a + 2; \\ \text{any value} & \text{if } 2a + 2 < s \leq n. \end{cases} \quad (6.3)$$

If $\mathbf{j} = (j_1, \dots, j_n) \in I^n$, then $e(\mathbf{j}) = 0$.

Proof: This is proved by the same argument as the one given in the proof of Lemma 6.2. \square

Theorem 6.4. *Let $\lambda = (\lambda_1, \lambda_2) \in \text{Bip}_1(n)$ and $\mu = \min\{\lambda_1, \lambda_2\}$. Then, $y_r e(\mathbf{i}^\lambda) = 0$ for all $1 \leq r \leq 2\mu$.*

Proof: We proceed by induction on r . It should first be noted that $y_1 e(\mathbf{i}^\lambda) = 0$ by (4.24). Let $\mathbf{i}^\lambda = (i_1, \dots, i_n)$. By the definition of \mathbf{t}^λ and its residue sequence, it is straightforward to see that

$$i_r = \begin{cases} -k + \frac{r-1}{2}, & \text{if } r \text{ is odd and } r \leq 2\mu; \\ k + \frac{r-2}{2}, & \text{if } r \text{ is even and } r \leq 2\mu, \end{cases} \quad (6.4)$$

for all $1 \leq r \leq 2\mu$. Therefore, Conditions 4.2 imply $i_r \neq i_{r+1} \pm 1$ for all $1 \leq r \leq 2\mu$ with r odd. That is, if $i_r = i_{r+1} \pm 1$ for some $1 \leq r \leq 2\mu$ with r odd, then by (6.4), we would have $m \equiv \pm 1 \pmod{l}$, which violates (4.8). Likewise, we have $i_r \neq i_{r+1}$. Therefore, by (4.29), it follows that

$$\begin{array}{c}
 \begin{array}{c} | \\ \dots \\ | \\ i_1 \end{array} \begin{array}{c} \diagup \\ \diagdown \\ \diagup \\ \diagdown \\ | \\ i_r \end{array} \begin{array}{c} | \\ \dots \\ | \\ i_{r+1} \end{array} \begin{array}{c} | \\ \dots \\ | \\ i_n \end{array} = \begin{array}{c} | \\ \dots \\ | \\ i_1 \end{array} \begin{array}{c} | \\ \dots \\ | \\ i_r \end{array} \begin{array}{c} | \\ \dots \\ | \\ i_{r+1} \end{array} \begin{array}{c} | \\ \dots \\ | \\ i_n \end{array} \quad \text{for all } 1 \leq r \leq 2\mu \text{ with } r \text{ odd.}
 \end{array} \tag{6.5}$$

In particular, we have

$$y_2 e(\mathbf{i}^\lambda) = \begin{array}{c} | \\ \dots \\ | \\ i_1 \end{array} \begin{array}{c} | \\ \bullet \\ | \\ i_2 \end{array} \dots \begin{array}{c} | \\ \dots \\ | \\ i_n \end{array} \stackrel{(6.5)}{=} \begin{array}{c} \diagup \\ \bullet \\ \diagdown \\ \diagup \\ \diagdown \\ | \\ i_1 \end{array} \begin{array}{c} | \\ \dots \\ | \\ i_2 \end{array} \dots \begin{array}{c} | \\ \dots \\ | \\ i_n \end{array} \stackrel{(4.27)}{=} \begin{array}{c} \diagup \\ \bullet \\ \diagdown \\ \diagup \\ \diagdown \\ | \\ i_1 \end{array} \begin{array}{c} | \\ \dots \\ | \\ i_2 \end{array} \dots \begin{array}{c} | \\ \dots \\ | \\ i_n \end{array} \stackrel{(4.24)}{=} 0$$

So far we have proven the theorem for $r = 1$ and $r = 2$. It is now inductively assumed that the theorem has been proven for r and $r + 1$, where r is odd and $r + 1 < 2\mu$. To complete the proof, it suffices to prove the theorem for $r + 2$ and $r + 3$. The following diagram is considered, as well as its intermediate sequence determined by the dashed line.

$$\begin{array}{c}
 \begin{array}{c} | \\ \dots \\ | \\ i_1 \end{array} \begin{array}{c} \diagup \\ \diagdown \\ \diagup \\ \diagdown \\ | \\ i_r \end{array} \begin{array}{c} \diagup \\ \diagdown \\ \diagup \\ \diagdown \\ | \\ i_{r+1} \end{array} \begin{array}{c} \diagup \\ \diagdown \\ \diagup \\ \diagdown \\ | \\ i_{r+2} \end{array} \begin{array}{c} | \\ \dots \\ | \\ i_n \end{array} \\
 \dots \\
 \begin{array}{c} | \\ \dots \\ | \\ i_1 \end{array} \begin{array}{c} \diagup \\ \diagdown \\ \diagup \\ \diagdown \\ | \\ i_r \end{array} \begin{array}{c} \diagup \\ \diagdown \\ \diagup \\ \diagdown \\ | \\ i_{r+1} \end{array} \begin{array}{c} \diagup \\ \diagdown \\ \diagup \\ \diagdown \\ | \\ i_{r+2} \end{array} \begin{array}{c} | \\ \dots \\ | \\ i_n \end{array}
 \end{array} \tag{6.6}$$

By (6.4), it is not difficult to see that if $2a = r - 1$, then the intermediate sequence appearing in (6.6) has the form of the sequence in Lemma 6.2. Therefore, by the ISP, the diagram in (6.6) is equal to zero. Then, by using the fact that $y_r e(\mathbf{i}^\lambda) = 0$, we obtain

$$\begin{array}{c}
 0 = \begin{array}{c} | \\ \dots \\ | \\ i_1 \end{array} \begin{array}{c} \diagup \\ \diagdown \\ \diagup \\ \diagdown \\ | \\ i_r \end{array} \begin{array}{c} \diagup \\ \diagdown \\ \diagup \\ \diagdown \\ | \\ i_{r+1} \end{array} \begin{array}{c} \diagup \\ \diagdown \\ \diagup \\ \diagdown \\ | \\ i_{r+2} \end{array} \begin{array}{c} | \\ \dots \\ | \\ i_n \end{array} \stackrel{(4.30)}{=} \begin{array}{c} | \\ \dots \\ | \\ i_1 \end{array} \begin{array}{c} \diagup \\ \diagdown \\ \diagup \\ \diagdown \\ | \\ i_r \end{array} \begin{array}{c} | \\ \dots \\ | \\ i_{r+1} \end{array} \begin{array}{c} | \\ \dots \\ | \\ i_{r+2} \end{array} \begin{array}{c} | \\ \dots \\ | \\ i_n \end{array} - \begin{array}{c} | \\ \dots \\ | \\ i_1 \end{array} \begin{array}{c} \diagup \\ \diagdown \\ \diagup \\ \diagdown \\ | \\ i_r \end{array} \begin{array}{c} \diagup \\ \diagdown \\ \diagup \\ \diagdown \\ | \\ i_{r+1} \end{array} \begin{array}{c} | \\ \dots \\ | \\ i_{r+2} \end{array} \begin{array}{c} | \\ \dots \\ | \\ i_n \end{array} \\
 \stackrel{(6.5)}{=} \begin{array}{c} | \\ \dots \\ | \\ i_1 \end{array} \begin{array}{c} | \\ \dots \\ | \\ i_r \end{array} \begin{array}{c} | \\ \dots \\ | \\ i_{r+1} \end{array} \begin{array}{c} | \\ \bullet \\ | \\ i_{r+2} \end{array} \begin{array}{c} | \\ \dots \\ | \\ i_n \end{array} - \begin{array}{c} | \\ \dots \\ | \\ i_1 \end{array} \begin{array}{c} | \\ \bullet \\ | \\ i_r \end{array} \begin{array}{c} | \\ \dots \\ | \\ i_{r+1} \end{array} \begin{array}{c} | \\ \dots \\ | \\ i_{r+2} \end{array} \begin{array}{c} | \\ \dots \\ | \\ i_n \end{array} = y_{r+2} e(\mathbf{i}^\lambda) - y_r e(\mathbf{i}^\lambda) = y_{r+2} e(\mathbf{i}^\lambda).
 \end{array} \tag{6.7}$$

To prove that $y_{r+3} e(\mathbf{i}^\lambda) = 0$, it should be noted that applying Lemma 6.3 and the ISP to the diagram below yields

$$\begin{array}{c}
 \begin{array}{c} | \\ \dots \\ | \\ i_{r+1} \end{array} \begin{array}{c} \diagup \\ \diagdown \\ \diagup \\ \diagdown \\ | \\ i_r \end{array} \begin{array}{c} \diagup \\ \diagdown \\ \diagup \\ \diagdown \\ | \\ i_{r+2} \end{array} \begin{array}{c} \diagup \\ \diagdown \\ \diagup \\ \diagdown \\ | \\ i_{r+3} \end{array} \begin{array}{c} | \\ \dots \\ | \\ i_n \end{array} \\
 \dots \\
 \begin{array}{c} | \\ \dots \\ | \\ i_{r+1} \end{array} \begin{array}{c} \diagup \\ \diagdown \\ \diagup \\ \diagdown \\ | \\ i_r \end{array} \begin{array}{c} \diagup \\ \diagdown \\ \diagup \\ \diagdown \\ | \\ i_{r+2} \end{array} \begin{array}{c} \diagup \\ \diagdown \\ \diagup \\ \diagdown \\ | \\ i_{r+3} \end{array} \begin{array}{c} | \\ \dots \\ | \\ i_n \end{array} = 0
 \end{array} \tag{6.8}$$

Then, by using the same method as in (6.7) and the fact that $y_{r+1}e(\mathbf{i}^\lambda) = 0$, it follows that $y_{r+3}e(\mathbf{i}^\lambda) = 0$. \square

The previous theorem shows that several generators of $Y_n(\lambda)$ are zero. The next goal is to prove that among the non-zero generators of $Y_n(\lambda)$, there are several repetitions. To properly describe which generators coincide, the following notation is introduced.

Definition 6.5. Let $\lambda = (\lambda_1, \lambda_2) \in \text{Bip}_1(n)$ and $\mu = \min\{\lambda_1, \lambda_2\}$. Then, an integer is defined as follows:

$$a_\lambda := \begin{cases} 2\mu + m, & \text{if } \mu = \lambda_1; \\ 2\mu + l - m, & \text{if } \mu = \lambda_2. \end{cases} \quad (6.9)$$

Furthermore, the following technical conditions are imposed on λ

$$n > a_\lambda \text{ and } n \not\equiv a_\lambda \pmod{l}. \quad (6.10)$$

Under these conditions, there exist unique $q_\lambda, r_\lambda \in \mathbb{Z}_{\geq 0}$ such that

$$n - a_\lambda = q_\lambda l + r_\lambda, \text{ with } 0 < r_\lambda < l. \quad (6.11)$$

Finally, given $1 \leq j \leq q_\lambda + 1$, let

$$\underline{j} := a_\lambda + (j - 1)l. \quad (6.12)$$

The integer a_λ corresponds to the level where for the first time the walk associated with \mathbf{t}^λ touches a wall of the fundamental alcove. The conditions on λ that appear in (6.10) can also be rephrased in terms of alcoves and walls. Indeed, $n > a_\lambda$ is equivalent to λ being outside the fundamental alcove. Likewise, $n \not\equiv a_\lambda \pmod{l}$ is equivalent to λ not being on a wall. Henceforth, these conditions on λ will be tacitly assumed. Finally, it should be noted that the integers \underline{j} correspond to the set of all integers r satisfying $2\mu < r \leq n$ such that $r \equiv a_\lambda \pmod{l}$. This is equivalent to the condition that the integers \underline{j} correspond to the levels where the walk associated with \mathbf{t}^λ touches a wall.

Theorem 6.6. Let $\lambda = (\lambda_1, \lambda_2) \in \text{Bip}_1(n)$ and $\mu = \min\{\lambda_1, \lambda_2\}$. Let a_λ, q_λ and r_λ as in Definition 6.5. Then,

$$y_r e(\mathbf{i}^\lambda) = \begin{cases} 0, & \text{if } 2\mu < r \leq \underline{1}; \\ y_{\underline{j}+1} e(\mathbf{i}^\lambda), & \text{if } \underline{j} < r \leq \underline{j} + 1; \\ y_{\underline{q_\lambda+1}+1} e(\mathbf{i}^\lambda), & \text{if } \underline{q_\lambda+1} < r \leq n. \end{cases} \quad (6.13)$$

Proof: Let $\mathbf{i}^\lambda = (i_1^\lambda, \dots, i_n^\lambda)$. The following is first proved.

Claim 6.7. Let $2\mu < r \leq n$. If $e(s_r \mathbf{i}^\lambda) \neq 0$, then $r \equiv a_\lambda \pmod{l}$.

Proof: It is assumed that $e(s_r \mathbf{i}^\lambda) \neq 0$. By Lemma 5.10, this is equivalent to the existence of a standard bitableau $\mathfrak{s} \in \text{Std}(n)$ such that $\mathbf{i}^\mathfrak{s} = s_r \mathbf{i}^\lambda$. It will be proved that if such a tableau \mathfrak{s} exists, then $r \equiv a_\lambda \pmod{l}$. Let $\mathbf{i}^\mathfrak{s} = (i_1^\mathfrak{s}, \dots, i_n^\mathfrak{s})$. Then, by the definition of \mathfrak{s} , we have

$$i_s^\mathfrak{s} = \begin{cases} i_{r+1}^\lambda, & \text{if } s = r; \\ i_r^\lambda, & \text{if } s = r + 1; \\ i_s^\lambda, & \text{otherwise.} \end{cases} \quad (6.14)$$

It follows from (6.14) and the definition of \mathbf{t}^λ that

$$i_{r+1}^\mathfrak{s} = \begin{cases} -k + \mu - r - 1, & \text{if } \mu = \lambda_1; \\ k + \mu - r - 1, & \text{if } \mu = \lambda_2; \end{cases} \quad i_r^\mathfrak{s} = \begin{cases} -k + \mu - r, & \text{if } \mu = \lambda_1; \\ k + \mu - r, & \text{if } \mu = \lambda_2. \end{cases} \quad (6.15)$$

It is claimed that r and $r + 1$ are located in different components of \mathfrak{s} . Indeed, if r and $r + 1$ were located in the same component of \mathfrak{s} , then we would have

$$i_{r+1}^\mathfrak{s} - i_r^\mathfrak{s} \equiv 1 \pmod{l}. \quad (6.16)$$

Moreover, by (6.15), we have

$$i_{r+1}^{\mathfrak{s}} - i_r^{\mathfrak{s}} \equiv -1 \pmod{l}. \quad (6.17)$$

By combining (6.16) and (6.17), a contradiction is derived because l is assumed to be odd. Therefore, r and $r+1$ are located in different components of \mathfrak{s} . This is equivalent by Lemma 5.7 to \mathfrak{s} having a hook at position r .

Let now $\mathfrak{t} = s_r \mathfrak{s}$. By the previous paragraph, \mathfrak{t} is standard and $\mathbf{i}^{\mathfrak{t}} = \mathbf{i}^\lambda$. Furthermore, \mathfrak{t} has a hook at position r . Let w^λ (resp. $w^{\mathfrak{t}}$) denote the n -walk associated with \mathfrak{t}^λ (resp. \mathfrak{t}). It is straightforward to see that w^λ can be described as the n -walk that first zigzags on and off the central vertical axis of the Pascal's triangle by its negative part and then finishes as a straight line on the vertex $(n, \lambda_1 - \lambda_2)$ (see Example 5.4). As $\mathbf{i}^{\mathfrak{t}} = \mathbf{i}^\lambda$, Lemma 5.5 implies that $w^{\mathfrak{t}}$ has a hook at position r only if $1 \leq r \leq 2\mu$, or $2\mu < r \leq n$ and $r \equiv a_\lambda \pmod{l}$. This completes the proof of the claim. \square

Let us return to the proof of the theorem. Applying the ISP and Claim 6.7 yields

$$0 = \begin{array}{c} \begin{array}{cccc} | & & & | \\ | & \diagdown & / & | \\ | & & & | \\ | & / & \diagdown & | \\ | & & & | \\ \hline i_1^\lambda & i_r^\lambda & i_{r+1}^\lambda & i_n^\lambda \end{array} & \stackrel{(4.30)}{=} & \begin{array}{cccc} | & | & | & | \\ | & \bullet & | & | \\ | & & | & | \\ | & & | & | \\ | & & | & | \\ \hline i_1^\lambda & i_r^\lambda & i_{r+1}^\lambda & i_n^\lambda \end{array} & - & \begin{array}{cccc} | & | & | & | \\ | & \bullet & | & | \\ | & & | & | \\ | & & | & | \\ | & & | & | \\ \hline i_1^\lambda & i_r^\lambda & i_{r+1}^\lambda & i_n^\lambda \end{array} & = & y_{r+1}e(\mathbf{i}^\lambda) - y_re(\mathbf{i}^\lambda), \end{array} \quad (6.18)$$

whenever $2\mu < r \leq n$ and $r \not\equiv a_\lambda \pmod{l}$. This proves the theorem for all $2\mu + 1 < r \leq n$.

It remains to prove that $y_{2\mu+1}e(\mathbf{i}^\lambda) = 0$. To this end, it is convenient to distinguish two cases: $\mu = \lambda_1$ or $\mu = \lambda_2$. It should be noted that by Theorem 6.4, $y_{2\mu-1}e(\mathbf{i}^\lambda) = 0$ and $y_{2\mu}e(\mathbf{i}^\lambda) = 0$.

If $\mu = \lambda_1$, then by using the same argument as in the proof of Theorem 6.4, it follows that $y_{2\mu+1}e(\mathbf{i}^\lambda) = 0$ because $y_{2\mu-1}e(\mathbf{i}^\lambda) = 0$. By contrast, if $\mu = \lambda_2$, then the walk associated with \mathfrak{t}^λ does not have a hook at position 2μ . Hence, applying the same argument as in the proof of Claim 6.7 yields

$$y_{2\mu+1}e(\mathbf{i}^\lambda) - y_{2\mu}e(\mathbf{i}^\lambda) = 0. \quad (6.19)$$

In this case, it follows from (6.19) that $y_{2\mu+1}e(\mathbf{i}^\lambda) = 0$, as $y_{2\mu}e(\mathbf{i}^\lambda) = 0$. \square

Theorem 6.4 and Theorem 6.6 imply that to generate $Y_n(\lambda)$, it is sufficient to consider the set of generators

$$\{e(\mathbf{i}^\lambda)\} \cup \{y_re(\mathbf{i}^\lambda) \mid r = \underline{j} + 1, 1 \leq j \leq q_\lambda + 1\}. \quad (6.20)$$

However, it is more convenient for the present purposes to consider another set of generators rather than this.

Definition 6.8. Let $\lambda \in \text{Bip}_1(n)$. Then, Y_j is defined by

$$Y_j = Y_{q,m}^{j,\lambda} := \left(y_{\underline{j}+1} - y_{\underline{j}} \right) e(\mathbf{i}^\lambda) \in Y_n(\lambda), \quad (6.21)$$

for all $1 \leq j \leq q_\lambda + 1$.

Theorem 6.6 implies that

$$y_{\underline{j}+1}e(\mathbf{i}^\lambda) = \sum_{i=1}^j Y_i, \quad (6.22)$$

for all $1 \leq j \leq q_\lambda + 1$. Therefore, it follows from (6.20) and (6.22) that the set

$$\{e(\mathbf{i}^\lambda)\} \cup \{Y_j \mid 1 \leq j \leq q_\lambda + 1\} \quad (6.23)$$

generates $Y_n(\lambda)$. This section is concluded by showing that the elements Y_j satisfy the same relations as the those satisfied by the generators of the Dot-Line algebra.

Theorem 6.9. There exists a surjective algebra homomorphism $\Phi : DL_{q_\lambda+1} \rightarrow Y_n(\lambda)$ determined on the generators by $\Phi(X_j) = Y_j$.

To prove Theorem 6.9, several lemmas are required.

Lemma 6.10. *Let $\lambda = (\lambda_1, \lambda_2) \in \text{Bip}_1(n)$ and $\mu = \min\{\lambda_1, \lambda_2\}$. Moreover, let $\mathbf{i}^\lambda = (i_1, \dots, i_n) \in I^n$. Then, the elements $Y_j \in Y_n(\lambda)$ can be represented by the following diagram*

$$(6.24)$$

for all $1 \leq j \leq q_\lambda + 1$.

Proof: It is first noted that by the definition of \mathbf{i}^λ and its residue sequence, we have

$$i_{r+1} - i_r \equiv 1 \pmod{l}, \quad (6.25)$$

for all $2\mu < r \leq n$. Then, by (4.30) and (6.25), it follows that

$$Y_j = (y_{\underline{j}+1} - y_{\underline{j}}) e(\mathbf{i}^\lambda) = \left| \begin{array}{c} \cdots \quad \text{X} \quad \cdots \\ i_1 \quad i_{\underline{j}} \quad i_{\underline{j}+1} \quad i_n \end{array} \right|, \quad (6.26)$$

for all $1 \leq j \leq q_\lambda + 1$. A part of a diagram of the form X is called a *double crossing*. It will be proved that (6.24) is equivalent to the right-hand side of (6.26). To this end, each double crossing appearing in (6.24) is *disarmed* from left to right by applying relations (4.28)–(4.30).

From left to right, we first have $a_\lambda - 2\mu - 1$ double crossings that can be reduced to straight lines by (4.29). If the entire diagram has a unique double crossing, the proof is complete. If not, the leftmost double crossing is of the form (4.30). Therefore, the diagram splits into two diagrams: one has a dot located on the $\underline{1}$ -th line, and the other has a dot on the $(\underline{1}+1)$ -th line. The following double crossing is of the form (4.28); thus, the diagram with a dot on the $\underline{1}$ -th line is zero. The leftmost double crossing in the remaining diagram has the form

$$(6.27)$$

(4.26) and (4.28) yield

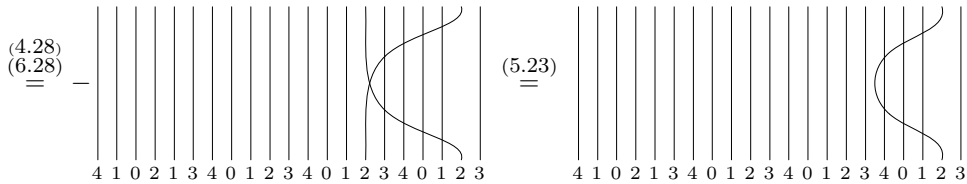
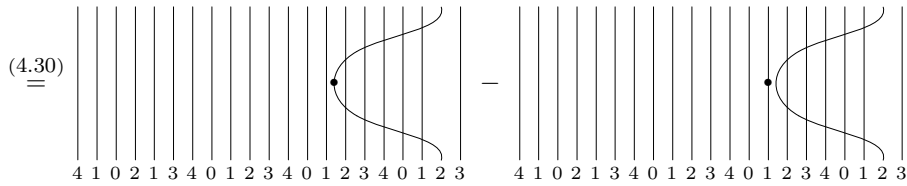
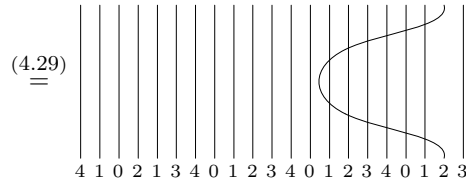
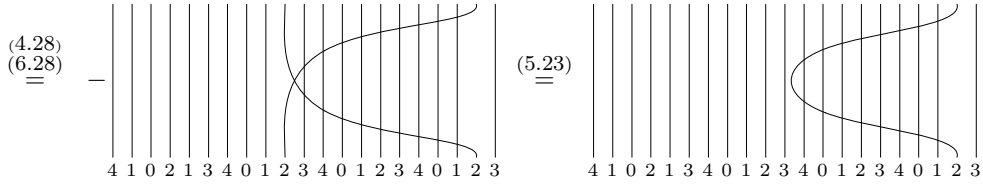
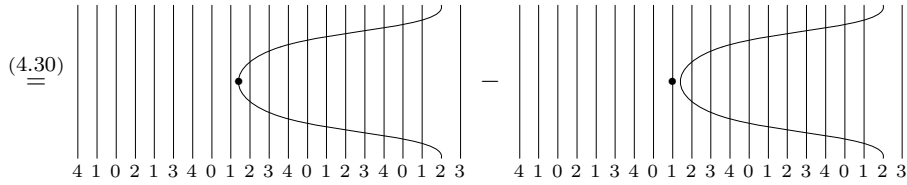
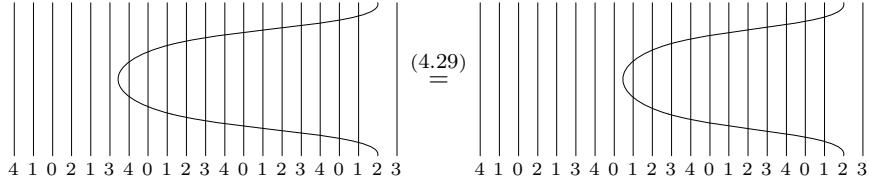
$$(6.28)$$

In the resulting diagram, the leftmost crossing does not belong to a double crossing but forms a braid as in (5.23). Therefore, it can be reduced to three straight lines. It is noted that the minus signs appearing in (5.23) and (6.28) cancel each other. The resulting diagram has now double crossings of the type (4.29), thus returning to the initial situation. Hence, the proof follows by repeating the same argument $j - 1$ times. \square

Example 6.11. The proof of Lemma 6.10 is here illustrated with an example. Let $n = 21$ and $\lambda = (18, 3) \in \text{BiP}_1(21)$. It is assumed that $l = 5$ and $m = 2$. Under these conditions, we have $a_\lambda = 9$, $q_\lambda = 2$, and $r_\lambda = 2$. Furthermore,

$$\mathbf{i}^\lambda = (4, 1, 0, 2, 1, 3, 4, 0, 1, 2, 3, 4, 0, 1, 2, 3, 4, 0, 1, 2, 3).$$

In this setting, we have $Y_1 = (y_{10} - y_9)e(\mathbf{i}^\lambda)$, $Y_2 = (y_{15} - y_{14})e(\mathbf{i}^\lambda)$, and $Y_3 = (y_{20} - y_{19})e(\mathbf{i}^\lambda)$. It will be shown that Y_3 can be obtained as a diagram of the form (6.24).



Case 1 ($\mu = \lambda_1$). Let $\mathbf{a} := (i_1, \dots, i_{2\mu}, i_{2\mu+1}, i_{\underline{j}+1}) \in I^{2\mu+2}$. It will be proved that $\mathbf{a} = \mathbf{i}^\nu$, where $\nu = (\mu + 1, \mu + 1)$. To this end, it suffices to show that

$$i_{\underline{j}+1} - i_{2\mu} \equiv 1 \pmod{l}. \quad (6.32)$$

It is first noted that

$$i_{2\mu} \equiv k + \mu - 1 \pmod{l}. \quad (6.33)$$

Moreover, as $\mu = \lambda_1$, we have

$$i_r \equiv -k + r - \mu - 1 \pmod{l} \quad (6.34)$$

for all $2\mu < r \leq n$. In particular,

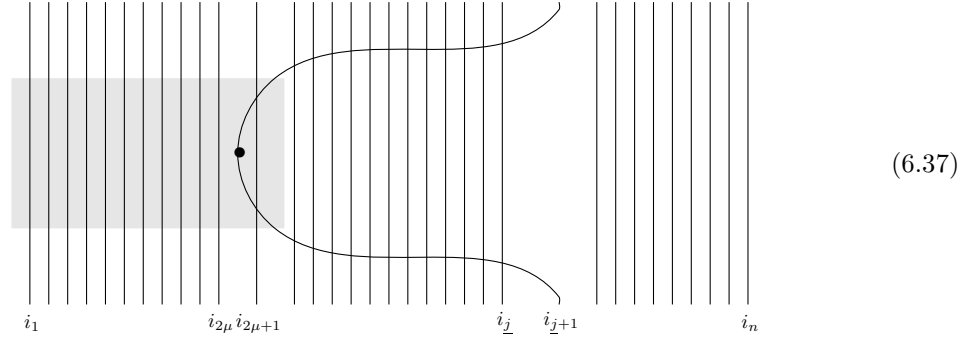
$$\begin{aligned} i_{\underline{j}+1} &\equiv -k + \underline{j} - \mu && \pmod{l}, \\ &\equiv -k + a_\lambda - \mu && \pmod{l}, \\ &\equiv -k + 2\mu + m - \mu && \pmod{l}, \\ &\equiv k + \mu && \pmod{l}. \end{aligned} \quad (6.35)$$

To obtain these congruences, $2k \equiv m \pmod{l}$ and $\mu = \lambda_1$ were used. Then, (6.32) follows by subtracting (6.33) from (6.35). Thus, $\mathbf{a} = \mathbf{i}^\nu$.

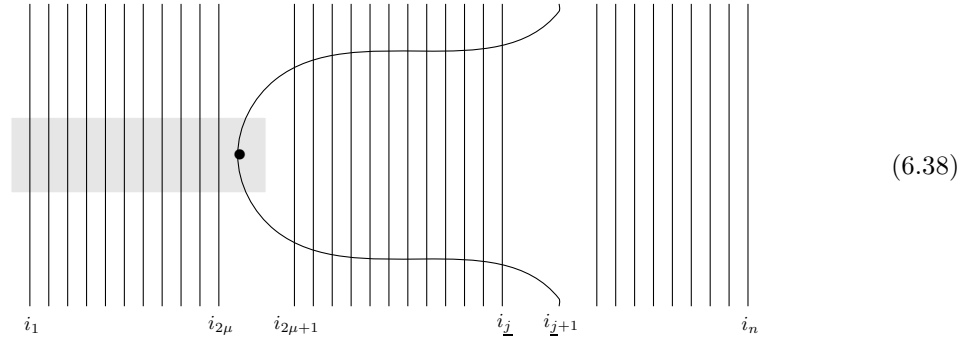
The subdiagram inside \blacksquare in (6.37) is now considered. By (6.34), we have $i_{2\mu+1} = -k + \mu$. It follows from (4.8) and (6.35) that

$$i_{\underline{j}+1} - i_{2\mu+1} \equiv m \not\equiv 0, 1, -1 \pmod{l}. \quad (6.36)$$

Hence, (4.26) and (4.29) can be applied to reduce the subdiagram inside \blacksquare in (6.37) to the element $y_{2\mu+2}e(\mathbf{a}) \in b_{2\mu+2}(q, m)$. Therefore, Theorem 6.4 implies $y_{2\mu+2}e(\mathbf{a}) = 0$, and by the first paragraph in this proof, it follows that the entire diagram (6.37) is equal to zero.



Case 2. ($\mu = \lambda_2$). For this case, the subdiagram inside \blacksquare in (6.38) should be considered. This diagram corresponds to $y_{2\mu+1}e(\mathbf{a}) \in b_{2\mu+1}(q, m)$, where $\mathbf{a} := (i_1, \dots, i_{2\mu}, i_{\underline{j}+1}) \in I^{2\mu+1}$. By repeating the same argument as in the previous case and by using Theorem 6.6, it follows that the aforementioned subdiagram is equal to zero, proving the lemma in this case. The details are left to the reader.



□

Lemma 6.14. Let $\lambda = (\lambda_1, \lambda_2) \in \text{Bip}_1(n)$ and $\mu = \min\{\lambda_1, \lambda_2\}$. Then,

$$Y_j y_{\underline{j}+1} = \begin{cases} 0, & \text{if } j = 1; \\ -Y_j \sum_{i=1}^{j-1} Y_i, & \text{if } 1 < j \leq q_\lambda + 1, \end{cases} \quad (6.39)$$

for all $1 \leq j \leq q_\lambda + 1$.

Proof: Let $\mathbf{i}^\lambda = (i_1, \dots, i_n) \in I^n$. By Lemma 6.10, the left-hand side of (6.39) can be represented diagrammatically by

$$Y_j y_{\underline{j}+1} = \begin{array}{c} \begin{array}{c} \text{Diagram with } j \text{ vertical lines on the left and } j+1 \text{ on the right. A shaded rectangle is between lines } i_{2\mu} \text{ and } i_{2\mu+1}. A dot is on line } i_{\underline{j}+1} \text{ at the bottom right.} \end{array} \end{array} \quad (6.40)$$

The rectangle \blacksquare in (6.40) is drawn there to indicate a position in the diagram. The aim is to move the dot to \blacksquare by applying (4.26). It should be noted that the dot can freely move cross an intersection as long as the lines involved are labeled by different values; otherwise, the diagram splits into two diagrams. In this case, we have a diagram with a dot and another diagram with a braid crossing. For the diagram with the dot, (4.26) can be applied again to move the dot to the left until it reaches a crossing formed by two lines labeled by the same value. At this point, the diagram splits into two diagrams again, one with a dot and another with a braid crossing. We can repeat this process to locate the dot in \blacksquare . This diagram is equal to zero by Lemma 6.13. Consequently, $Y_j y_{\underline{j}+1}$ is a linear combination of diagrams with a braid crossing (with the coefficients in the linear combination equal to one). By (5.23), each braid crossing can be disarmed into three straight lines multiplied by -1 . Then, by Lemma 6.10 and by using similar arguments to the those used in its proof, (6.39) is obtained. \square

Example 6.15. The previous lemma is now illustrated with an example. Let $n = 21$ and $\lambda = (18, 3) \in \text{Bip}_1(21)$. It is assumed that $l = 5$ and $m = 2$. It is first noted that

$$\begin{array}{c} \begin{array}{c} \text{Diagram 1: } 21 \text{ vertical lines labeled } 4, 1, 0, 2, 1, 3, 4, 0, 1, 2, 3, 4, 0, 1, 2, 3, 4, 0, 1, 2, 3. \text{ A dot is on line } 2. \end{array} \quad \stackrel{(4.26)}{=} \quad \begin{array}{c} \text{Diagram 2: } 21 \text{ vertical lines labeled } 4, 1, 0, 2, 1, 3, 4, 0, 1, 2, 3, 4, 0, 1, 2, 3, 4, 0, 1, 2, 3. \text{ A dot is on line } 3. \end{array} \\ \\ \begin{array}{c} \text{Diagram 3: } 21 \text{ vertical lines labeled } 4, 1, 0, 2, 1, 3, 4, 0, 1, 2, 3, 4, 0, 1, 2, 3, 4, 0, 1, 2, 3. \text{ A dot is on line } 2. \end{array} \quad \stackrel{(4.26)}{=} \quad \begin{array}{c} \text{Diagram 4: } 21 \text{ vertical lines labeled } 4, 1, 0, 2, 1, 3, 4, 0, 1, 2, 3, 4, 0, 1, 2, 3, 4, 0, 1, 2, 3. \text{ A dot is on line } 3. \end{array} \end{array}$$

Both summands are now simplified as follows:

$$\left(\begin{array}{c} \text{Diagram 1} \\ 4 \ 1 \ 0 \ 2 \ 1 \ 3 \ 4 \ 0 \ 1 \ 2 \ 3 \ 4 \ 0 \ 1 \ 2 \ 3 \ 4 \ 0 \ 1 \ 2 \ 3 \end{array} \right) \stackrel{(5.23)}{=} - \left(\begin{array}{c} \text{Diagram 2} \\ 4 \ 1 \ 0 \ 2 \ 1 \ 3 \ 4 \ 0 \ 1 \ 2 \ 3 \ 4 \ 0 \ 1 \ 2 \ 3 \ 4 \ 0 \ 1 \ 2 \ 3 \end{array} \right)$$

$$\stackrel{\text{Lemma 6.12}}{=} - \left(\begin{array}{c} \text{Diagram 3} \\ 4 \ 1 \ 0 \ 2 \ 1 \ 3 \ 4 \ 0 \ 1 \ 2 \ 3 \ 4 \ 0 \ 1 \ 2 \ 3 \ 4 \ 0 \ 1 \ 2 \ 3 \end{array} \right) = -Y_3 Y_2$$

Moreover,

$$\left(\begin{array}{c} \text{Diagram 4} \\ 4 \ 1 \ 0 \ 2 \ 1 \ 3 \ 4 \ 0 \ 1 \ 2 \ 3 \ 4 \ 0 \ 1 \ 2 \ 3 \ 4 \ 0 \ 1 \ 2 \ 3 \end{array} \right) \stackrel{(4.26)}{=} \left(\begin{array}{c} \text{Diagram 5} \\ 4 \ 1 \ 0 \ 2 \ 1 \ 3 \ 4 \ 0 \ 1 \ 2 \ 3 \ 4 \ 0 \ 1 \ 2 \ 3 \ 4 \ 0 \ 1 \ 2 \ 3 \end{array} \right)$$

$$\stackrel{(4.26)}{=} \left(\begin{array}{c} \text{Diagram 6} \\ 4 \ 1 \ 0 \ 2 \ 1 \ 3 \ 4 \ 0 \ 1 \ 2 \ 3 \ 4 \ 0 \ 1 \ 2 \ 3 \ 4 \ 0 \ 1 \ 2 \ 3 \end{array} \right) + \left(\begin{array}{c} \text{Diagram 7} \\ 4 \ 1 \ 0 \ 2 \ 1 \ 3 \ 4 \ 0 \ 1 \ 2 \ 3 \ 4 \ 0 \ 1 \ 2 \ 3 \ 4 \ 0 \ 1 \ 2 \ 3 \end{array} \right)$$

$$\stackrel{(4.26)}{\stackrel{(5.23)}{=}} \left(\begin{array}{c} \text{Diagram 8} \\ 4 \ 1 \ 0 \ 2 \ 1 \ 3 \ 4 \ 0 \ 1 \ 2 \ 3 \ 4 \ 0 \ 1 \ 2 \ 3 \ 4 \ 0 \ 1 \ 2 \ 3 \end{array} \right) - \left(\begin{array}{c} \text{Diagram 9} \\ 4 \ 1 \ 0 \ 2 \ 1 \ 3 \ 4 \ 0 \ 1 \ 2 \ 3 \ 4 \ 0 \ 1 \ 2 \ 3 \ 4 \ 0 \ 1 \ 2 \ 3 \end{array} \right)$$

$$\stackrel{\text{Lemma 6.13}}{\stackrel{\text{Lemma 6.12}}{=}} - \left(\begin{array}{c} \text{Diagram 10} \\ 4 \ 1 \ 0 \ 2 \ 1 \ 3 \ 4 \ 0 \ 1 \ 2 \ 3 \ 4 \ 0 \ 1 \ 2 \ 3 \ 4 \ 0 \ 1 \ 2 \ 3 \end{array} \right) = -Y_3 Y_1$$

Hence,

$$\left(\begin{array}{c} \text{Diagram 11} \\ 4 \ 1 \ 0 \ 2 \ 1 \ 3 \ 4 \ 0 \ 1 \ 2 \ 3 \ 4 \ 0 \ 1 \ 2 \ 3 \ 4 \ 0 \ 1 \ 2 \ 3 \end{array} \right) = -Y_3 (Y_1 + Y_2)$$

Proof of Theorem 6.9: It should be shown that the elements $Y_j \in Y_n(\lambda)$ satisfy relations (3.1)–(3.3). (3.1) follows directly from (4.13), (4.15), and the definition of the elements Y_j . Let now $1 < j \leq q_\lambda + 1$. Then, we have

$$Y_j^2 = Y_j(y_{\underline{j}+1} - y_{\underline{j}})e(\mathbf{i}^\lambda) = Y_j(y_{\underline{j}+1} - y_{\underline{j-1}+1})e(\mathbf{i}^\lambda) = -Y_j \sum_{i=1}^{j-1} Y_i - Y_j \sum_{i=1}^{j-1} Y_i = -2Y_j \sum_{i=1}^{j-1} Y_i, \quad (6.41)$$

where the second equation is a consequence of Theorem 6.6 ($y_{\underline{j}}e(\mathbf{i}^\lambda) = y_{\underline{j-1}+1}e(\mathbf{i}^\lambda)$), and the third equation follows from Lemma 6.14 and (6.22). Therefore, the elements Y_j satisfy (3.2).

It remains to prove (3.3). To this end, it is first noted that Theorem 6.6 yields $y_{\underline{1}}e(\mathbf{i}^\lambda) = 0$. It follows now from Lemma 6.14 that

$$Y_1^2 = Y_1 y_{\underline{1}+1}e(\mathbf{i}^\lambda) - Y_1 y_{\underline{1}}e(\mathbf{i}^\lambda) = 0. \quad (6.42)$$

□

7 ISOMORPHISM BETWEEN $Y_n(\lambda)$ AND DOT-LINE ALGEBRA.

In the previous section, it was shown that the generators Y_j of $Y_n(\lambda)$ satisfy the same relations as those satisfied by the generators of the Dot-Line algebra. This allowed defining a surjective homomorphism $\Phi : DL_{q_\lambda+1} \rightarrow Y_n(\lambda)$ determined at the generators by $\Phi(X_j) = Y_j$. In this section, it will be shown that Φ is in fact an isomorphism.

7.1. Dot-Line algebra as subalgebra of $b_n(q, m)$

To establish the aforementioned isomorphism, it suffices to show that $\dim_{\mathbb{C}} Y_n(\lambda) = 2^{q_\lambda+1}$. The choice of a candidate for a basis of $Y_n(\lambda)$ should now be obvious. Namely,

$$\mathcal{Y}_n(\lambda) := \{Y_1^{\alpha_1} \cdots Y_{q_\lambda+1}^{\alpha_{q_\lambda+1}}; \alpha_i = 0, 1, \text{ for all } 1 \leq i \leq q_\lambda + 1\}. \quad (7.1)$$

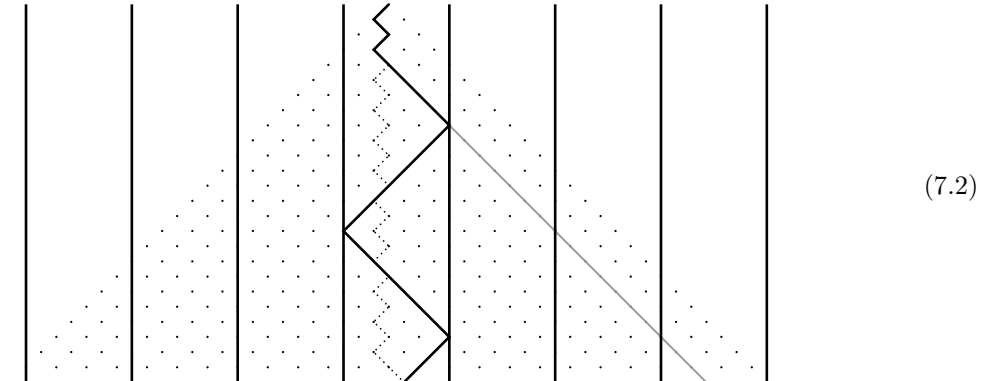
To prove that $\mathcal{Y}_n(\lambda)$ is a basis of $Y_n(\lambda)$, certain notations should be introduced.

Definition 7.1. Given $\lambda \in \text{Bip}_1(n)$, the central reflection n -walk of λ is denoted by ω_λ and is defined as the unique n -walk that satisfies the following two conditions:

1. $\omega_\lambda \sim \omega^\lambda$.
2. All nodes in ω_λ belong to the fundamental alcove or its walls.

\mathfrak{t}_λ denotes the standard bitableaux associated with ω_λ . In this setting, the first condition in Definition 7.1 can be restated as $\mathbf{i}^{\mathfrak{t}_\lambda} = \mathbf{i}^\lambda$. It should be noted that $\text{Shape}(\mathfrak{t}_\lambda) \neq \lambda$, for all $\lambda \in \text{Bip}_1(n)$. Henceforth, $\mu_\lambda \in \text{Bip}_1(n)$ denotes the shape of the standard bitableau \mathfrak{t}_λ .

Example 7.2. Definition 7.1 will now be illustrated with an example. Let $\lambda = (23, 2)$, $l = 7$, and $m = 3$. The central reflection 25-walk of λ was drawn as a continuous black line. The 25-walks drawn as gray lines and dashed lines correspond to the walks associated with \mathfrak{t}^λ and $\mathfrak{t}^{\mu_\lambda}$, respectively.



The interest in the standard bitableau \mathfrak{t}_λ is justified by the following lemma.

Lemma 7.3. *Let $\lambda \in \text{Bip}_1(n)$. Then,*

$$\psi_{\mathfrak{t}_\lambda \mathfrak{t}_\lambda}^{\mu_\lambda} = \prod_{i=1}^{q_\lambda+1} Y_i. \quad (7.3)$$

In particular, the right-hand side of (7.3) is an element of the graded cellular basis of $b_n(q, m)$, and therefore, different from zero.

The proof of Lemma 7.3 is postponed to the next subsection.

Theorem 7.4. *Let $\lambda \in \text{Bip}_1(n)$. The set $\mathcal{Y}_n(\lambda)$ is a basis of $Y_n(\lambda)$. In particular, $\dim_{\mathbb{C}} Y_n(\lambda) = 2^{q_\lambda+1}$. Consequently, $\Phi : DL_{q_\lambda+1} \rightarrow Y_n(\lambda)$ is an isomorphism.*

Proof: As the generators Y_j satisfy the same relations as those satisfied by the generators of the Dot-Line algebra, it follows that $\mathcal{Y}_n(\lambda)$ spans $Y_n^\lambda(q, m)$ by the same argument as that used in the proof of Lemma 3.2. Likewise, it follows that $\mathcal{Y}_n(\lambda)$ is a linearly independent set by applying the same argument as that used in the proof of Theorem 3.6. In this setting, the diagram (2.19) is replaced by $\prod_{i=1}^{q_\lambda+1} Y_i$, which is different from zero by Lemma 7.3. \square

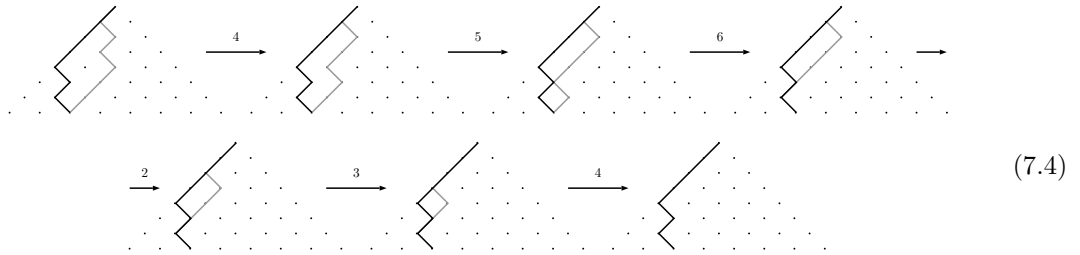
7.2. Proof of Lemma 7.3

Let $\lambda \in \text{Bip}_1(n)$. To prove Lemma 7.3, it is required to have control over $\psi_{\mathfrak{t}_\lambda \mathfrak{t}_\lambda}^{\mu_\lambda}$. By definition of this element, it suffices to have a simple process for obtaining a reduced expression for $d(\mathfrak{t}_\lambda) \in \mathfrak{S}_n$. More generally, an algorithm for obtaining $d(\mathfrak{t}) \in \mathfrak{S}_n$ for all $\mathfrak{t} \in \text{Std}(n)$ is reviewed. This process is described in [PR14, Section 4].

Algorithm 7.5. *Let $\mu \in \text{Bip}_1(n)$ and $\mathfrak{t} \in \text{Std}(\mu)$. Let $\omega^\mathfrak{t}$ and ω^μ denote the n -walks associated to \mathfrak{t} and \mathfrak{t}^μ , respectively. Then, the algorithm is as follows.*

1. Draw both $\omega^\mathfrak{t}$ and $\omega_0 := \omega^\mu$ on the Pascal triangle. Set $d_0(\mathfrak{t}) = 1$.
2. Assume that ω_{i-1} has been defined. Then, define ω_i as any n -walk obtained from ω_{i-1} by making a hook at some position k , where the area of the region bounded by $\omega^\mathfrak{t}$ and ω_i is lower than the area of the region bounded by $\omega^\mathfrak{t}$ and ω_{i-1} . Set $d_i(\mathfrak{t}) = s_k d_{i-1}(\mathfrak{t})$.
3. Repeat j times step 2 until $\omega_j = \omega^\mathfrak{t}$. Then, $d(\mathfrak{t}) = d_j(\mathfrak{t})$.

Example 7.6. *The standard bitableau $\mathfrak{t} = (\boxed{5 \ 7}, \boxed{1 \ 2 \ 3 \ 4 \ 6})$ is considered. Algorithm 7.5 is depicted in (7.4).*

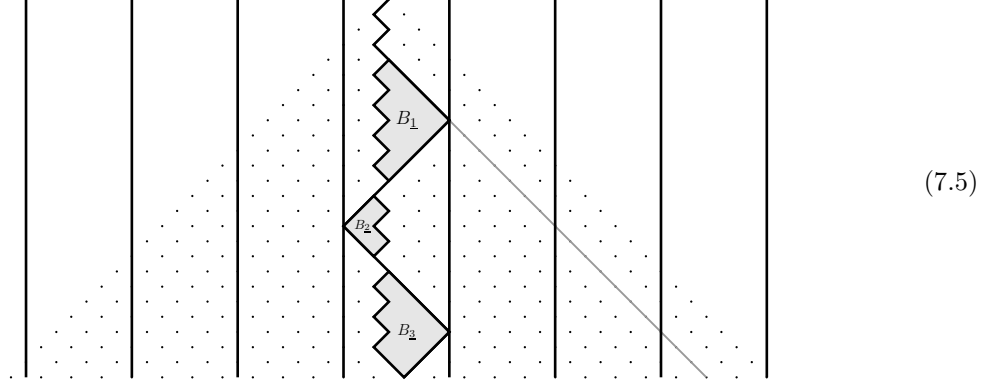


Then, $d(\mathfrak{t}) = s_4 s_3 s_2 s_6 s_5 s_4$.

Definition 7.7. *Let $\lambda \in \text{Bip}_1(n)$. ω^{μ_λ} and ω_λ denote the n -walks associated with $\mathfrak{t}^{\mu_\lambda}$ and \mathfrak{t}_λ , respectively. The region on the Pascal triangle bounded by ω^{μ_λ} and ω_λ is considered. This region splits naturally into $q_\lambda+1$ subregions. These subregions are denoted by $B_{\underline{a}}$ ($1 \leq a \leq q_\lambda+1$) according to their heights. That is, $B_{\underline{j}}$ is located above $B_{\underline{j+1}}$ for all j . Finally, $d(B_{\underline{a}}) \in S_n$ is defined as the permutation obtained by performing Algorithm 7.5 on $B_{\underline{a}}$.*

Example 7.8. Let $\lambda = (23, 2) \in \text{Bip}_1(25)$, $l = 7$, and $m = 3$. Under these conditions, $\mu_\lambda = (13, 12)$ and $q_\lambda = 2$. The region bounded by ω^{μ_λ} and ω_λ splits into three subregions B_1 , B_2 , and B_3 , as shown in (7.5). Applying Algorithm 7.5 to these subregions yields

$$\begin{aligned} d(B_1) &= (s_8 s_7 s_6 s_5)(s_9 s_8 s_7)(s_{10} s_9)(s_{11}), \\ d(B_2) &= (s_{15} s_{14})(s_{16}), \\ d(B_3) &= (s_{22} s_{21} s_{20} s_{19})(s_{23} s_{22} s_{21})(s_{24} s_{23}). \end{aligned}$$



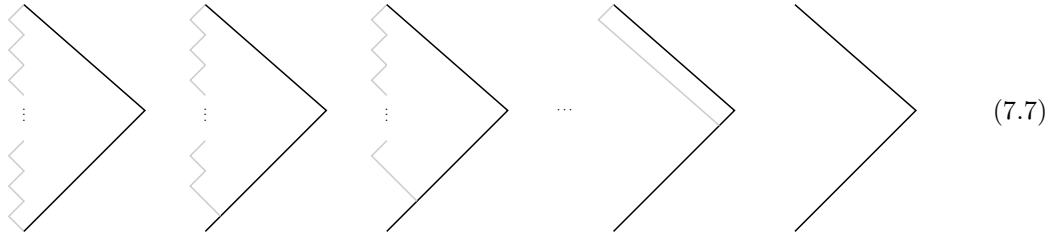
Step 2 in Algorithm 7.5 can be performed in several different ways. Consequently, the obtained reduced expression is not unique. The following lemma provides a special application of Algorithm 7.5 to obtain a particular reduced expression for $d(B_j)$. This reduced expression is the key to the proof of Lemma 7.3.

Lemma 7.9. Let $\lambda \in \text{Bip}_1(n)$. Then, $d(t_\lambda) \in \mathfrak{S}_n$ can be written as $d(t_\lambda) = d(B_1)d(B_2) \cdots d(B_{q_\lambda+1})$. Furthermore, $d(B_a)d(B_b) = d(B_b)d(B_a)$ for all $1 \leq a, b \leq q_\lambda + 1$. Finally, each $d(B_a)$ can be written as

$$(s_{k_1} s_{k_1-1} \cdots s_{j_1})(s_{k_2} s_{k_2-1} \cdots s_{j_2}) \cdots (s_{k_d} s_{k_d-1} \cdots s_{j_d}), \quad (7.6)$$

for some integers k_i and j_i satisfying $k_i \geq j_i$, $k_{i+1} = k_i + 1$, $j_{i+1} = j_i + 2$ and $k_1 = \underline{a}$.

Proof: It suffices to show that each $d(B_a)$ can be written in the form (7.6), but this is immediate by performing Algorithm 7.5 on the relevant subregion from the bottom to the top, as shown in (7.7).



□

Assuming that $d(B_a)$ is one of the reduced expression appearing in the decomposition of $d(t_\lambda)$ as in Lemma 7.9, we have

$$k_1 - j_1 \leq l - 3, \quad (7.8)$$

which can be easily deduced from (4.8). By construction, this implies a more general condition. Namely,

$$k_a - j_a \leq l - (a + 2) \quad (7.9)$$

for all $1 \leq a \leq d$. In the following lemma, the notation and the conditions in Lemma 7.9 are retained.

Lemma 7.10. *Let $1 \leq a \leq d$. It is assumed that $j_a \leq i \leq k_a$. Then,*

$$2 \leq k_a - i + a \leq l - 2$$

unless $a = 1$ and $i = k_a$.

Proof: This is an immediate consequence of Lemma 7.9 and (7.9). \square

Lemma 7.3 can now be proved. To this end, it is convenient to introduce the following notation. Let $w \in \mathfrak{S}_n$ be a 321-avoiding permutation. It is assumed that $w = s_{i_1} \cdots s_{i_k}$ is a reduced expression for w , and let $\psi_w = \psi_{i_1} \cdots \psi_{i_k} \in b_n$. By (4.17), it is clear that ψ_w is well defined. That is, it does not depend on the reduced expression for w .

Proof of Lemma 7.3. By Lemma 7.9, the subregions $B_{\underline{a}}$ are independent. Therefore, it suffices to prove the result when there exists only one region $B_{\underline{1}}$. Let $w = d(B_{\underline{1}})$. This implies that the following should be proved:

$$\psi_{t_\lambda t_\lambda}^{\mu_\lambda} = \psi_w e(\mathbf{i}^{\mu_\lambda}) \psi_{w^{-1}} = \psi_{\underline{1}}^2 e(\mathbf{i}^\lambda) = Y_1. \quad (7.10)$$

By using the reduced expression of w given in (7.6), we have

$$\psi_{t_\lambda t_\lambda}^{\mu_\lambda} = (\psi_{k_1} \psi_{k_1-1} \cdots \psi_{j_1}) \cdots (\psi_{k_d} \psi_{k_d-1} \cdots \psi_{j_d}) e(\mathbf{i}^{\mu_\lambda}) (\psi_{j_d} \cdots \psi_{k_d-1} \psi_{k_d}) \cdots (\psi_{j_1} \cdots \psi_{k_1-1} \psi_{k_1}). \quad (7.11)$$

Then, the proof is complete if it can be shown that in (7.11) all ψ_a 's on the right-hand side of $e(\mathbf{i}^{\mu_\lambda})$ cancel with their left-hand side counterparts except for the factors ψ_{k_1} located at the ends. To this end, induction is used on the position of the ψ_a 's in (7.11). Here, the ψ_a 's are arranged from the center to the extremes. For instance, in this order, ψ_{j_d} is the first and ψ_{k_1} is the last.

The first step of the induction is to show that the ψ_{j_d} 's located on the right and on the left of $e(\mathbf{i}^{\mu_\lambda})$ cancel when $j_d \neq k_1$. By (4.14), we have

$$\psi_{t_\lambda t_\lambda}^{\mu_\lambda} = \psi_{ws_{j_d}} \psi_{j_d} e(\mathbf{i}^{\mu_\lambda}) \psi_{j_d} \psi_{s_{j_d} w^{-1}} = \psi_{ws_{j_d}} \psi_{j_d}^2 e(s_{j_d} \mathbf{i}^{\mu_\lambda}) \psi_{s_{j_d} w^{-1}}$$

Let $s_{j_d} \mathbf{i}^{\mu_\lambda} = (r_1, \dots, r_n)$. Then, by (4.20), the ψ_{j_d} 's cancel if $|r_{j_d} - r_{j_d+1}| > 1$. Indeed, \mathfrak{S}_n acts on \mathbf{i}^{μ_λ} by permuting the entries. Furthermore, $w \mathbf{i}^{\mu_\lambda} = \mathbf{i}^\lambda$. By considering the reduced expression obtained for w in Lemma 7.9, it is clear that $ws_{j_d}(j_d) = k_d + 1$ and $ws_{j_d}(j_d + 1) = j_d - (d - 1)$ are the positions of the residues r_{j_d} and r_{j_d+1} in \mathbf{i}^λ , respectively. Moreover, if $\mathbf{i}^\lambda = (i_1, \dots, i_t, \dots, i_n)$, then $i_t - i_{t-1} = 1$ for all $j_1 \leq t \leq k_d + 1$, because for such a t , the n -walk associated with t^λ is a straight line. Finally, it follows from Lemma 7.10 that

$$2 \leq ws_{j_d}(j_d) - ws_{j_d}(j_d + 1) \leq l - 2,$$

which implies $|r_{j_d} - r_{j_d+1}| > 1$. This proves the first step of the induction.

It is now assumed that the first $i - 1$ ψ_a 's in (7.11) have been cancelled. That is,

$$\psi_{t_\lambda t_\lambda}^{\mu_\lambda} = \psi_{w\sigma_{i-1}} e(\sigma_{i-1}^{-1} \mathbf{i}^{\mu_\lambda}) \psi_{\sigma_{i-1}^{-1} w^{-1}},$$

where σ_j denotes the product of the first j factors in the reduced expression of w^{-1} obtained by reversing the reduced expression of w in Lemma 7.9. Let ψ_i be the i -th factor of $\psi_{w^{-1}}$. Then,

$$\psi_{t_\lambda t_\lambda}^{\mu_\lambda} = \psi_{w\sigma_i} \psi_i e(\sigma_{i-1}^{-1} \mathbf{i}^{\mu_\lambda}) \psi_i \psi_{\sigma_i^{-1} w^{-1}} = \psi_{w\sigma_i} \psi_i^2 e(\sigma_i^{-1} \mathbf{i}^{\mu_\lambda}) \psi_{\sigma_i^{-1} w^{-1}}.$$

By construction, $j_a \leq i \leq k_a$ for some $a = 1, \dots, d$. As $w\sigma_i(i) = k_a + 1$ and $w\sigma_i(i + 1) = j_a - (a - 1)$ are the positions of the residues r_i and r_{i+1} , respectively, in the tuple \mathbf{i}^λ , it suffices to repeat the argument of the first step of the induction to finish the proof. \square

8 VECTOR SPACE ISOMORPHISM BETWEEN $b_n(\lambda)$ AND A_w

The aim in this section is to prove Conjecture 1.1 at the level of \mathbb{Z} -graded vector spaces. It is recalled from the introduction that given a choice of the parameters q and m , a geometry of alcoves on the real line has been defined. In this context, the generators s and t of W were identified with the reflections in the walls located at $-m$ and $-m+l$, respectively. Moreover, the alcove containing 0 was denoted by \mathcal{A}^0 . Furthermore, given $w \in W$, \mathcal{A}^w was defined to be $w \cdot \mathcal{A}^0$. Given a positive integer n , a bijection is defined as follows:

$$\begin{aligned} \text{Bip}_1(n) &\longrightarrow \Lambda_n := \{-n, -n+2, \dots, n\} \\ \lambda = (\lambda_1, \lambda_2) &\longrightarrow \lambda_1 - \lambda_2. \end{aligned} \tag{8.1}$$

This allows identifying one-line bipartitions with integers. Henceforth, $\lambda \in \text{Bip}_1(n)$ and $w \in W$ are fixed such that $\lambda \in \mathcal{A}^w$. The first goal in this section is to find a basis of $b_n(\lambda)$. We recall that $b_n(\lambda) = e(\mathbf{i}^\lambda)b_n(q, m)e(\mathbf{i}^\lambda)$.

Lemma 8.1. *Let $\lambda \in \text{Bip}_1(n)$. Then, the set*

$$\left\{ \psi_{\mathfrak{s}\mathfrak{t}}^\mu \mid \mu \in \text{Bip}_1(n), \mathfrak{s}, \mathfrak{t} \in \text{Std}(\mu) \text{ and } \mathbf{i}^\mathfrak{s} = \mathbf{i}^\mathfrak{t} = \mathbf{i}^\lambda \right\} \tag{8.2}$$

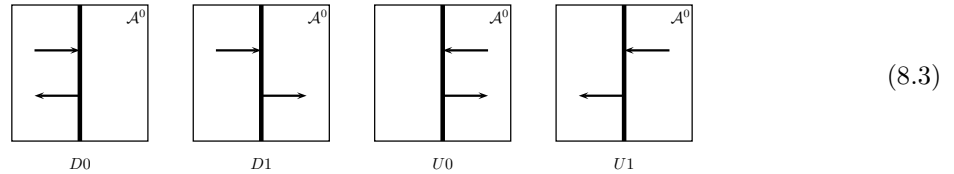
is a basis of $b_n(\lambda)$.

Proof: The result follows by combining (5.16), Theorem 5.9, and the definition of $b_n(\lambda)$. □

To prove that $A_w \cong b_n(\lambda)$, as vector spaces, it suffices to construct a bijection between the Double Leaves Basis \mathbb{DL}_w of A_w and the basis of $b_n(\lambda)$ described in Lemma 8.1, which is denoted by $\mathcal{B}_n(\lambda)$.

To control the elements of $\mathcal{B}_n(\lambda)$, all standard bitableaux with the same residue sequence as that of \mathfrak{t}^λ should be known. For the present purposes, it is preferable to work with walks on the Pascal triangle rather than bitableaux. Let ω^λ denote the n -walk associated with \mathfrak{t}^λ . Then, by Lemma 5.5, the set of all n -walks ω such that $\omega \sim \omega^\lambda$ should be determined. Given a walk on the Pascal triangle, a subset of consecutive edges is called a *wall-to-wall step* if these edges form a straight line between two walls of the same alcove. Then, a walk ω satisfying $\omega \sim \omega^\lambda$ can be described as follows. ω first coincides with ω^λ until the first contact of ω^λ with a wall. Subsequently, ω makes q_λ wall-to-wall steps. Finally, ω is completed with a straight line to the level n in either direction. Figure (5.8) clarifies this description.

Thus, to specify a walk $\omega \sim \omega^\lambda$, it suffices to describe its behavior on the walls. The focus is on the walk's behavior immediately before/after it touches a wall. Obviously, in both cases, a walk may move toward to or away from the fundamental alcove \mathcal{A}^0 . Figure (8.3) below shows the four possibilities for a walk when it touches a wall.



For instance, the leftmost figure in (8.3) shows a walk that, immediately before (resp., after) touching a wall, moves toward to (resp., away from) the fundamental alcove. In this setting, each walk $\omega \sim \omega^\lambda$ determines a sequence of elements in $\{D_0, D_1, U_0, U_1\}$. It is recalled from the construction of \mathbb{T}_w in Section 2, that a light leaf of w can also be described as a sequence of elements in $\{D_0, D_1, U_0, U_1\}$. This allows establishing a bijection between the set of walks $\omega \sim \omega^\lambda$ and the set of light leaves of \mathbb{T}_w .

Lemma 8.2. *Let $\lambda \in \text{Bip}_1(n)$ and $w \in W$ such that $\lambda \in \mathcal{A}^w$. Moreover, let $\Lambda_w := \{x \in W \mid x \leq w\}$ and $\Lambda_n(\lambda) := \{\mu \in \text{Bip}_1(n) \mid \exists \mathfrak{t} \in \text{Std}(\mu) \text{ such that } \mathbf{i}^\mathfrak{t} = \mathbf{i}^\lambda\}$, where \leq denotes the usual Bruhat order of W . Given $\mu \in \Lambda_n(\lambda)$, let $\text{Std}_\lambda(\mu) := \{\mathfrak{t} \in \text{Std}(\mu) \mid \mathbf{i}^\mathfrak{t} = \mathbf{i}^\lambda\}$. Then, the maps F and F_μ ($\mu \in \Lambda_n(\lambda)$), defined below, are bijections.*

1. $F : \Lambda_n(\lambda) \rightarrow \Lambda_w$, where $F(\mu) = x$ if and only if $\mu \in \mathcal{A}^x$ for all $\mu \in \Lambda_n(\lambda)$.
2. $F_\mu : \text{Std}_\lambda(\mu) \rightarrow \mathbb{L}_w(F(\mu))$, where for $\mathfrak{t} \in \text{Std}_\lambda(\mu)$, $F_\mu(\mathfrak{t})$ is defined as the unique light leaf in $\mathbb{L}_w(F(\mu))$ such that its sequence of elements in $\{D0, D1, U0, U1\}$ is the same as that of the walk associated with \mathfrak{t} .

Proof: This is a straightforward exercise and is left to the reader. □

Corollary 8.3. *Let $\lambda \in \text{Bip}_1(n)$ and $w \in W$ such that $\lambda \in \mathcal{A}^w$. Then, $A_w \cong b_n(\lambda)$ as vector spaces.*

Proof: It is recalled that a double leaf consists of two light leaves with the same top boundary. Likewise, each element of $\mathcal{B}_n(\lambda)$ is constructed from two standard bitableaux of the same shape and with residue sequence equal to \mathbf{i}^λ . A map $\mathcal{B}_n(\lambda) \rightarrow \mathbb{D}\mathbb{L}_w$ is defined by $\psi_{\mathfrak{s}\mathfrak{t}}^\mu \rightarrow F_\mu(\mathfrak{s})^\alpha \circ F_\mu(\mathfrak{t})$ for all $\mu \in \Lambda_n(\lambda)$ and $\mathfrak{s}, \mathfrak{t} \in \text{Std}_\lambda(\mu)$. By using Lemma 8.2, this map is a bijection. □

Remark 8.4. *By using the results in [Pl13, Section 4], it is easy to see that the map defined in the proof of Corollary 8.3 is degree preserving. Consequently, $A_w \cong b_n(\lambda)$ as \mathbb{Z} -graded vector spaces. Moreover, empirical computations suggest that this map is also an algebra isomorphism.*

9 REFERENCES

REFERENCES

- [Bow17] Bowman, C. (2017). The many graded cellular bases of Hecke algebras. arXiv preprint arXiv:1702.06579.
- [BK09] Brundan, J., & Kleshchev, A. (2009). Blocks of cyclotomic Hecke algebras and Khovanov-Lauda algebras. *Inventiones mathematicae*, 178(3), 451.
- [BKW11] Brundan J., Kleshchev A. & Wang W. (2011). Graded Specht modules. *Journal für die reine und angewandte Mathematik (Crelles Journal)*, (655), 61-87.
- [El13] Elias B. (2013). The two-color Soergel calculus. *Compositio Mathematica*, 1-72.
- [EK11] Elias B. & Khovanov M. (2011). Diagrammatics for Soergel categories. *International Journal of Mathematics and Mathematical Sciences*, 2010.
- [EW14] Elias B. & Williamson G. (2014). The Hodge theory of Soergel bimodules. *Annals of Mathematics*, 180(3), 1089-1136.
- [EW16] Elias, B., & Williamson, G. (2016). Soergel calculus. *Representation Theory of the American Mathematical Society*, 20(12), 295-374.
- [GL96] Graham J. J. & Lehrer G. I. (1996). Cellular algebras. *Inventiones mathematicae*, 123(1), 1-34.
- [HM10] Hu J. & Mathas A. (2010). Graded cellular bases for the cyclotomic Khovanov-Lauda-Rouquier algebras of type A. *Advances in Mathematics*, 225(2), 598-642.
- [Hum92] Humphreys J. E. (1992). *Reflection groups and Coxeter groups* (Vol. 29). Cambridge university press.
- [JW17] Jensen, L. T., & Williamson, G. (2017). The p -canonical basis for Hecke algebras. *Categorification and Higher Representation Theory, Contemp. Math*, 683, 333-361.
- [KL09] Khovanov M. & Lauda, A. (2009). A diagrammatic approach to categorification of quantum groups I. *Representation Theory of the American Mathematical Society*, 13(14), 309-347.
- [Li15] Libedinsky N. (2015). Light leaves and Lusztig's conjecture. *Advances in Mathematics*, 280, 772-807.
- [LP18] Libedinsky, N., & Plaza, D. (2018). Blob algebra approach to modular representation theory. arXiv preprint arXiv:1801.07200.
- [MS94] Martin P. & Saleur H. (1994). The blob algebra and the periodic Temperley-Lieb algebra. *Letters in Mathematical Physics*, 30(3), 189-206.
- [MW00] Martin P. P. & Woodcock D. (2000). On the structure of the blob algebra. *Journal of Algebra*, 225(2), 957-988.
- [MW03] Martin P. P. & Woodcock D. (2003). Generalized blob algebras and alcove geometry. *LMS Journal of Computation and Mathematics*, 6, 249-296.
- [Pl13] Plaza D. (2013). Graded decomposition numbers for the blob algebra. *Journal of Algebra*, 394, 182-206.
- [Pl14] Plaza, D. (2017). Graded cellularity and the Monotonicity Conjecture. *Journal of Algebra*, 473, 324-351.
- [PR14] Plaza D. & Ryom-Hansen S. (2014). Graded cellular bases for Temperley-Lieb algebras of type A and B. *Journal of Algebraic Combinatorics*, 40(1), 137-177.
- [So92] Soergel W. (1992). The combinatorics of Harish-Chandra bimodules. *J. reine angew. Math*, 429(49-74), 4.
- [TL71] Temperley H. N. & Lieb E. H. (1971, April). Relations between the 'percolation' and 'colouring' problem and other graph-theoretical problems associated with regular planar lattices: some exact results for the 'percolation' problem. In *Proceedings of the Royal Society of London A: Mathematical, Physical and Engineering Sciences* (Vol. 322, No. 1549, pp. 251-280). The Royal Society.