

Coupling of homogeneous and heterogeneous melting kinetics in polycrystalline materialsMeizhen Xiang,^{1, a)} Yi Liao,² Guomeng Li,³ and Jun Chen^{1, b)}¹⁾*Laboratory of Computational Physics, Institute of Applied Physics and Computational Mathematics, Beijing, 100088, China.*²⁾*School of Mechanical Engineering, Southwest Petroleum University, Chengdu, 610500, China.*³⁾*School of Mechatronical Engineering, Beijing Institute of Technology, Beijing 100081, China.*

(Dated: 8 February 2022)

Melting kinetics of polycrystalline materials is analyzed on the basis of a new model which explicitly couples homogeneous and heterogeneous melting mechanisms. The distinct feature of this approach lies in its ability to evaluate not only grain-size-distribution effects on the overall melting kinetics but also competitions between the two melting mechanisms. For the first time, we reveal the three-part structure of temperature-time-transformation diagrams for melting of polycrystalline materials, through which it is possible to determine a critical temperature across which the dominant melting mechanism switches. The critical temperature increases as the mean-grain-diameter decreases following a negative power-law. The results are qualitatively consistent with experimental observations.

Keywords: Suggested keywords

^{a)}Electronic mail: xiang_meizhen@iapcm.ac.cn

^{b)}Electronic mail: jun_chen@iapcm.ac.cn

I. INTRODUCTION

Melting is one of the most important phase transformations in materials science and engineering. There are commonly two mechanisms of melting: homogeneous melting and heterogeneous melting. The former is related to randomly nucleation and growth of the daughter liquid phase inside bulk crystals¹⁻³, and the latter is characterized by motion of melting fronts initiated from grain boundaries (GBs) and material interfaces^{4,5}. Kinetics corresponding to these two mechanisms have been treated separately in the literature. On one hand, homogeneous melting kinetics is commonly described by the Kolmogorov-Johnson-Mehl-Avrami (KJMA) model⁶⁻⁸ and its extensions⁹⁻¹¹. On the other hand, heterogeneous melting kinetics is investigated by modeling the melting front velocity as a function of temperature, on the basis of thermodynamic approaches¹², diffusion theory¹³, thermal collision theory¹⁴ or molecular dynamics simulations^{5,15}.

Previous melting kinetics models commonly involve only one of the two mechanisms while ignore the other, focusing on an isolated single-crystal grain or an isolated solid-liquid interface. However, in practical scenarios, polycrystalline materials contain amounts of grains and GBs with various shapes and sizes, and homogeneous and heterogeneous melting would take places simultaneously. The coupling effects between the two melting mechanisms in polycrystalline materials is still poorly understood. For example, what is the demarcation temperature at which the contribution of homogeneous melting overweighs that of heterogeneous melting? What is the temperature range in which the two melting mechanisms make comparable contributions? These questions are not well addressed due to a lack of suitable melting kinetics models.

Here, we propose a new kinetics model which explicitly couples the contributions of both the two melting mechanisms to better understand melting kinetics of polycrystalline materials. The model allows to investigate effects of grain-size-distribution (GSD) on the overall melting kinetics. More importantly, we show that through the three-part structure of the temperature-time-transformation (TTT) diagrams, one can clearly reveal competitions between the two melting mechanisms. It leads to prediction of a critical demarcation temperature at which the dominant melting mechanism switches. The dependence of the critical temperature on mean-grain-diameter (MGD) is calculated.

II. MODELING EQUATIONS

Polycrystalline materials comprise of amounts of grains with various shapes and sizes. Firstly, we concern the melting kinetics of an isolated grain. To simplify modeling, we approximate the melting kinetics of an isolated polyhedral grain by that of a sphere grain with the same volume. For a sphere grain, we assume that the heterogeneous melting front is a spherical surface shrinking from the outer GB towards the center. During

dynamical melting, the grain is divided into two domains: an outer hollow sphere and an inner sphere. The outer hollow sphere represents the domain which has been swept by the moving melting front initiated from the GB and is fully melted. The inner sphere is partially melted due to randomly nucleation and growth of liquid phase (homogeneous melting). Based on this scenario, the melting kinetics of an isolated grain with grain diameter D is represented by

$$\eta(t; D) = 1 - \frac{d(t; D)^3}{D^3} (1 - \chi(t)) \quad (1)$$

where $\eta(t; D)$ is the overall liquid fraction of the grain at time t , d is the diameter of the inner sphere, χ is the liquid fraction in the inner sphere. The heterogeneous melting kinetics is modeled as $\dot{d} = -2U_{\text{front}}$ where U_{front} is the melting front velocity, which is a function of temperature in the following form^{15,16}, $U_{\text{front}} = a_U \sqrt{\frac{3k_B T}{M_{\text{atom}}}} \left[\exp \left(b_U \frac{\Delta H_m}{k_B T_m} \frac{T - T_m}{T} \right) - 1 \right]$, $\forall T > T_m$, where a_U , b_U are material constants and ΔH_m is the melting enthalpy. Under isothermal conditions, U_{front} keeps constant. Provided initial condition $d(0; D) = D$, we obtain

$$d(t; D) = \begin{cases} D - 2U_{\text{front}}t, & \forall t < D/2U_{\text{front}}; \\ 0, & \forall t \geq D/2U_{\text{front}}. \end{cases} \quad (2)$$

For the homogeneous melting in the inner region, we adopt the widely accepted KJMA model⁹⁻¹¹:

$$\chi(t) = 1 - \exp \left(-\mathbb{K}^4 t^4 \right) \quad (3)$$

where $\mathbb{K} = \left((\pi/3) I_{\text{hom}} U^3 \right)^{1/4}$ is referred to as the overall KJMA rate constant, I_{hom} is the homogeneous nucleation rate and U is the growth velocity. It has been shown that liquid-solid interfaces formed through randomly nucleation in crystals propagate approximately like a macroscopically flat liquid-solid interface¹⁷. Thus, we assume $U = U_{\text{front}}$. According to the classical nucleation theory, the homogeneous nucleation rate is $I_{\text{hom}} = k_B T / \hbar V_{\text{atom}} \exp \left(-Q/k_B T - 16\pi\gamma_{\text{sl}}^3 / 3k_B T \cdot (\Delta H_m \cdot (1 - T/T_m) + \Delta E)^2 \right)$ ^{18,19}, where k_B is the Boltzmann's constant, \hbar is the Planck's constant, γ_{sl} is the solid-liquid interface energy, V_{atom} is volume per atom, T_m is the equilibrium melting temperature, ΔH_m is the fusion enthalpy change, Q is the activation energy for atomic diffusion in the crystal lattice, $\Delta E = 18\mu K \varepsilon_m^2 / (4\mu + 3K)$ is the strain energy density related to the hydrostatic eigenstrain ε_m corresponding to volume change during melting, μ is the shear modulus,

and K is the bulk modulus. By taking Eq. (2) and Eq. (3) into Eq. (1), we obtain

$$\eta(t; D) = \begin{cases} 1 - \frac{(D - 2U_{\text{front}}t)^3}{D^3} \exp(-\mathbb{K}^4 t^4), \\ \quad \forall t < D/2U_{\text{front}}; \\ 1, \quad \forall t \geq D/2U_{\text{front}}. \end{cases} \quad (4)$$

Eq. (4) fully defines the melting kinetics of an isolated crystal involving both homogeneous and heterogeneous melting mechanisms.

The overall melting kinetics of polycrystalline aggregates depends on the grain-size-distribution (GSD). Here, we use the Weibull distribution to describe the GSD^{20,21}. The Weibull probability density function is,²²

$$f(D) = \frac{k}{\lambda} \left(\frac{D}{\lambda} \right)^{k-1} \exp\left(- (D/\lambda)^k\right), \forall D \geq 0. \quad (5)$$

where k is known as the shape parameter and λ is the scale parameter which is related to the mean-grain-diameter (MGD) \bar{D} through $\lambda = \bar{D}/\Gamma(1 + 1/k)$ where Γ is the gamma function. And the n th raw moment of the Weibull distribution is $M_n = \int_0^{+\infty} f(D) D^n dD = \lambda^n \Gamma\left(1 + \frac{n}{k}\right)$. Based on the Weibull GSD, the overall transient liquid fraction $\bar{\zeta}(t)$ is

$$\zeta(t) = \frac{\int_0^{+\infty} f(D) D^3 \eta(t; D) dD}{\int_0^{+\infty} f(D) D^3 dD} = 1 - \frac{\exp(-\mathbb{K}^4 t^4)}{M_3} \times \int_{2U_{\text{front}}t}^{+\infty} f(D) (D - 2U_{\text{front}}t)^3 dD \quad (6)$$

Eq. (6) defines the melting kinetics model for polycrystalline materials which explicitly couples the homogeneous and heterogeneous melting mechanisms, with GSD directly incorporated. We refer this melting kinetics model as the coupled-homogeneous-heterogeneous (CHH) model for polycrystalline materials. It can be proved that $\lim_{\bar{D} \rightarrow +\infty} \zeta(t) = \lim_{\lambda \rightarrow +\infty} \zeta(t) = 1 - \exp(-\mathbb{K}^4 t^4) \equiv \zeta_{\text{KJMA}}(t)$. Thus, in the limit of infinite mean grain size, the CHH model exactly reduces to the KJMA model. The CHH model is more general than the KJMA model and remains applicable for finite-grained materials where heterogeneous melting is more important. On the other hand, if homogeneous melting is artificially suppressed by setting $\mathbb{K} = 0$, then the CHH model reduces to a pure heterogeneous melting kinetics model (the HET model): $\zeta_{\text{HET}}(t) = 1 - 1/M_3 \times \int_{2U_{\text{front}}t}^{+\infty} f(D) (D - 2U_{\text{front}}t)^3 dD$.

TABLE I. Material parameters for melting kinetics of polycrystalline Al.

a_U	b_U	ε_m	$\mu(\text{GPa})$	$K(\text{GPa})$	$Q(\text{eV})$	$\Delta H_m(\text{kJ/mol})$	$\gamma_{\text{sl}}(\text{J/m}^2)$	$T_m(\text{K})$
0.206	5.28	0.02	26	76	1.48	10.7	0.108	933

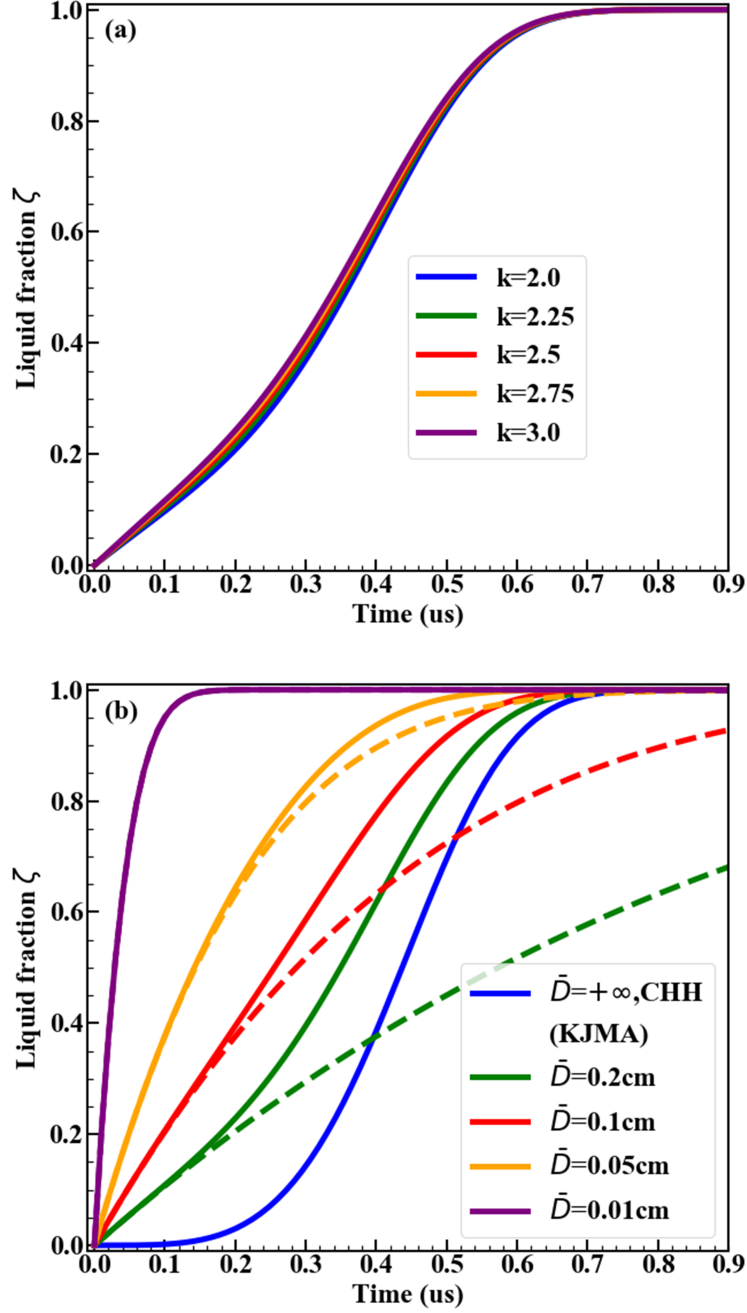


Fig. 1. Effects of GSD on melting kinetics under constant temperature $T = 1128$ K. (a) Plots for fixed $\bar{D} = 0.1$ cm and various k ; (b) Plots for fixed $k = 2.5$ and various \bar{D} . In (b), the solid lines are predictions of the CHH model; The dashed lines are predictions of the HET model. In the case of $\bar{D} = +\infty$, the CHH model is equivalent to the KJMA model.

III. APPLICATIONS

We apply the model to study melting process of superheated polycrystalline Al (pc-Al). The parameters for the model are provided in Table I. The parameters a_U and b_U are taken from Ref.¹⁶ and other parameters are taken from Ref.²³. In calculations, the infinite integral in Eq. (6) is approximated by $\int_{2U_{\text{front}}t}^{+\infty} f(D)(D -$

$2U_{\text{front}}t)^3 dD \approx \int_{2U_{\text{front}}t}^{D_{0.99999}} f(D)(D-2U_{\text{front}}t)^3 dD$ where $D_{0.99999}$ is the 0.99999 quantile of the Weibull distribution. The finite integral is then calculated numerically by cumulative trapezoid integral method.

Fig. 1 displays the liquid fraction versus time ($\zeta - t$) plots under constant temperature $T = 1128\text{ K}$ for pc-Al, revealing the effects of GSD on melting kinetics. The shape parameter k in the Weibull GSD depends on specific generation methods for polycrystalline materials. Generally, $2 < k < 3$ ²⁰. From Fig. 1(a), melting kinetics is insensitive to the shape parameter k . Therefore, in following analysis, we fix $k = 2.5$ and focus on the effects of MGD, i.e., \bar{D} . When $\bar{D} = +\infty$, the CHH model predicts the same curve as the KJMA model. In this case, the whole melting process include three stages. In the initial stage, the amount of growing nuclei is small and the liquid fraction increases slowly. The melting rate (the slope of the curve) increases as the nuclei number increases. In the latter stage, the melting rate slows down because of lack of mother solid phase. This melting process can be summarized as a "slow-fast-slow" three-stage process. Characteristics of melting in polycrystalline materials with finite grain size depends on \bar{D} . From Fig. 1(b), coarse-grained materials (e.g., $\bar{D} = 0.2\text{ cm}$), would experience the similar "slow-fast-slow" melting stages as predicted by the KJMA model. Both the CHH model and HET model predict faster melting for finer-grained materials. In cases of $\bar{D} = 0.2\text{ cm}$ and 0.1 cm , the $\zeta - t$ curve of the CHH model deviates heavily from that predicted by the HET model. As the MGD decreases, it gets closer to the HET model, indicating that heterogeneous melting plays more important roles in finer-grained materials. During heterogeneous melting, melting rate is proportion to the product of the area of the melting front surface and its motion velocity. The diameter of the spherical melting front steadily decreases. As a result, heterogeneous melting rate reaches its maximum at the very beginning and then monotonically decreases as melting progresses, different from the "slow-fast-slow" three-stage melting history predicted by KJMA model.

Temperature-time-transformation (TTT) diagram is an efficient approach to characterize melting kinetics in the whole superheating regime. Fig. 2(a) compares the the TTT diagram (plots of temperature versus time corresponding to $\zeta = 99\%$ for pc-Al with $\bar{D} = 0.1\text{ cm}$, in comparisons to predictions of the KJMA and HET models. The TTT curve for melting of pc-Al differ fundamentally from those predicted by the KJMA and HET models. The TTT curves based on the KJMA and HET models are smooth and globally convex. However, the CHH-based TTT curve is zigzag and nonconvex. There is a sharp turning which divide the CHH-based TTT curve into two major branches. The lower branch well coincides with the curve of the HET model while the upper branch well coincides with the curve of the KJMA model. This indicates that heterogeneous melting make the overwhelming contributions below the turning part while homogeneous melting paly the overwhelming role above the turning part. Fig. 2(b) shows an enlarged view of the turning part. From Fig. 2(b), the turning part obviously deviates from both the KJMA-based and the HET-based TTT curves,

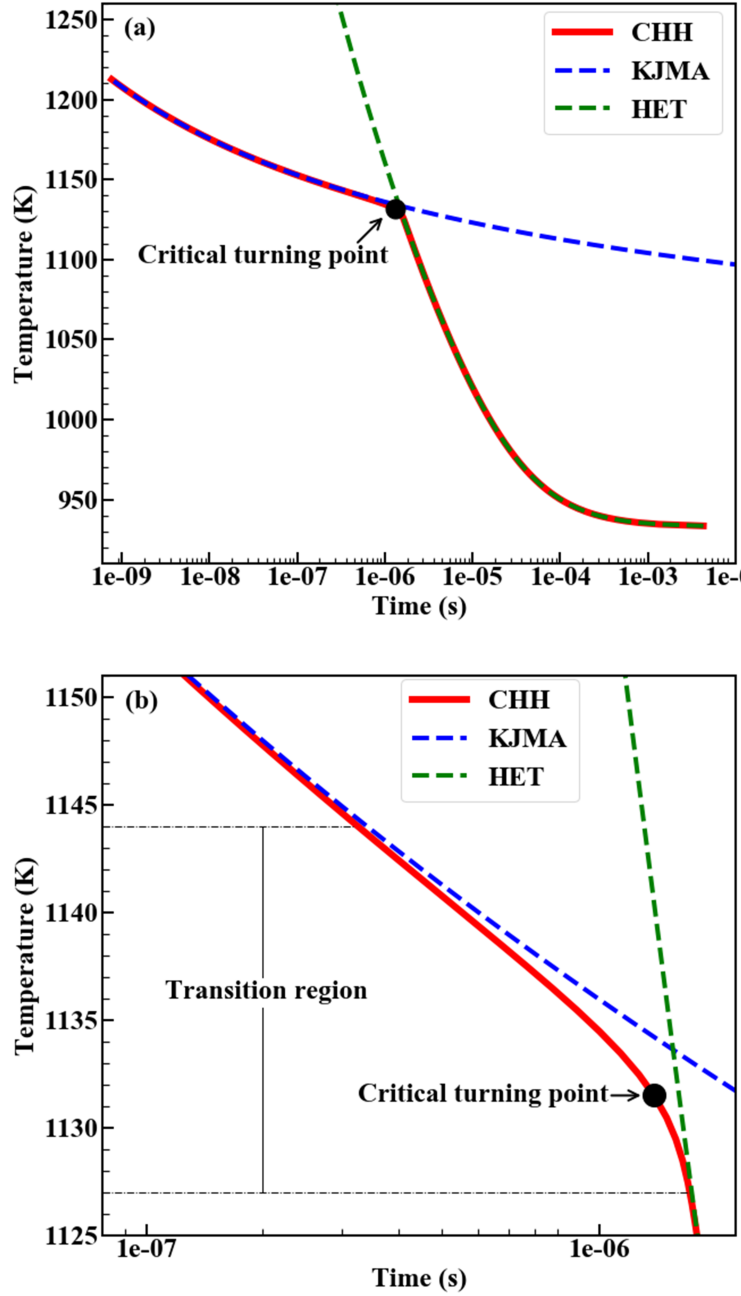


Fig. 2. (a) The TTT diagram for polycrystalline Al with MGD $\bar{D} = 0.1$ cm; (b) An enlarged view of the part near the critical turning point.

indicating a transition region where neither the heterogeneous melting nor the homogeneous melting plays the overwhelming role. Instead, the contributions of the two melting mechanisms are comparable .

The transition part is very short comparing to the whole TTT curve. It is corresponding to a very narrow transition temperature range in which the two melting mechanisms make comparable contributions. When temperature is in this transition range, contributions of the two melting mechanisms are comparable. Homogeneous melting dominates if temperature is above the transition range while heterogeneous melting

dominates if temperature is below the transition range. To quantitatively probe the competitions between the two melting mechanisms, we focus on the critical point where the curvature reaches the maximum on the TTT curve, marked by the filled circle in Fig. 2. The tangent of the curve turns most sharply at this point, which indicates obvious switching of the primary mechanism across the point. The temperature corresponding to this point is referred to as the critical turning temperature and denoted as $T^\#$. For pc-Al with $\bar{D} = 0.1$ cm, it is calculated that $T^\# = 1131K$.

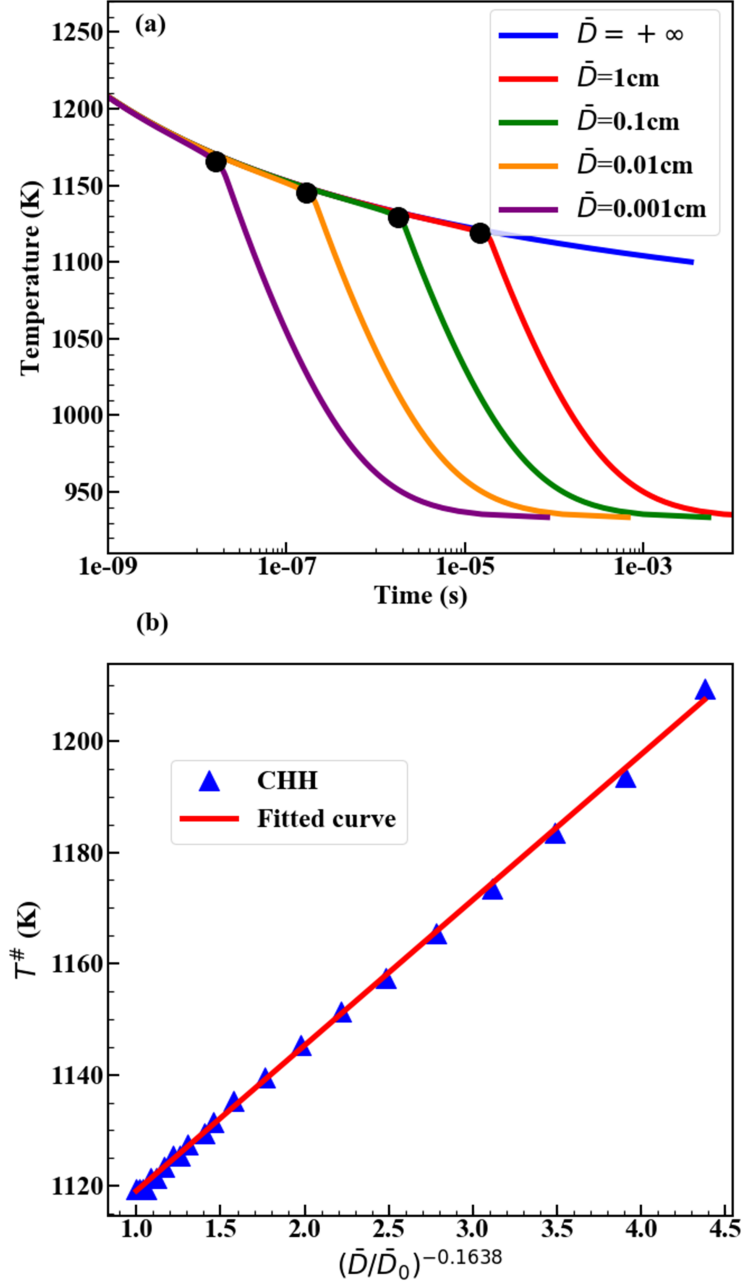


Fig. 3. (a) The TTT diagrams for polycrystalline Al with different MGDs; (b) The MGD dependence of the critical temperature, where the solid line is fitted curve of the CHH predictions through the power law.

Fig. 3(a) compares the TTT curves of pc-Al with different MGDs. It is shown that the the turning part and the critical temperature $T^\#$ raises as the MGD decreases, which indicates that heterogeneous melting would play the dominant role in a wider superheating temperature range for finer-grained materials. This can be explained by analyzing competitions between the two melting mechanisms involving both MGD effects and temperature effects. On one hand, increasing temperature would enhance the contributions of homogeneous melting and weaken the contributions of heterogeneous melting. This is because the homogeneous nucleation rate exponentially increases as temperature increases¹⁹, whereas motion velocity of the heterogeneous melting front is much less sensitive to the temperature⁵. On the other hand, the heterogeneous melting rate increases as MGD decreases. As a result, a higher superheating temperature are required to make contributions of homogeneous melting overweigh that of heterogeneous melting in finer-grained materials. This explains why the turning part and $T^\#$ increases as the MGD decreases. Fig. 3(b) displays $T^\#$ as a function of MGD ranging from several nanometers to several millimeters. In this range, the dependence of the critical temperature $T^\#$ on \bar{D} is well-fitted by a power law: $T^\# = a + b\left(\frac{\bar{D}}{\bar{D}_0}\right)^c$ where $\bar{D}_0 = 1$ cm is a reference MGD, a , b , c are fitting parameters. For Al, the fitting parameters are $a = 1093$ K, $b = 26.2$ K, $c = -0.1638$, as shown in Fig. 3(b).

Experimentally, it is rather difficult to quantitatively distinguish the melting processes inside polycrystals. In limited experiments^{24–26}, homogeneous melting was considered as the major melting mechanism at high superheatings under ultrafast heating while heterogeneous melting was considered as the major melting mechanism at low superheatings. These results are also supported by computer simulations⁵. The predictions of the present model are qualitatively consistent with these results.

IV. SUMMARY AND DISCUSSIONS

In summary, a new kinetics model which explicitly coupling the two melting mechanisms (homogeneous and heterogeneous melting) is proposed to better understand melting kinetics of polycrystalline materials. Through the model, it is possible to quantitatively analyze the effects of grain-size-distribution on the melting kinetics as well as competitions between the two melting mechanisms. It is found that melting kinetics is nonsensitive to the shape parameter of the Weibull grain-size-distribution but is strongly dependent on the mean-grain-diameter. The coupled-homogeneous-heterogeneous model predicts nonconvex TTT diagrams with a three-part structure: a lower part which is dominated by heterogeneous melting, a upper part which is dominated by homogeneous melting and a narrow transition part where the two melting mechanisms make comparable contributions. It allows to determine the critical temperature at which the primary melting mechanism switches. The critical temperature increases as the mean-grain-diameter decreases following a negative power law.

Due to the extreme complexity of the problem, there are several limitations of the model. Firstly, our study hasn't considered effects of defects inside the crystals (e.g., point defects, dislocations and vacancies). Presence of these defects would generally facilitate liquid nucleation inside the crystals and thus enhance the contributions of homogeneous melting. The model also hasn't taken into the boundary effects on the accuracy of the KJMA model which, in principle, was developed for infinite medium²⁷. In addition, the results are confined to the Weibull grain-size distribution. Moreover, the present work only focus on isothermal transformation analysis. Isothermal transformation analysis is important for understanding melting kinetics under ultrafast heating rate. Experimentally, ultrafast heating rate (10^{12} K/s) can be achieved through shock-wave loading and intense laser irradiation, which may result in superheating as high as $0.5 T_m$ ^{24–26,28}. Heating rate effects, which is important for low heating rate conditions, is not involved here. However, the present work, for the first time, combine the two most important issues (i.e., random nucleation and growth in crystal interiors and heterogeneous melting from grain boundaries.) and can be a good starting point for further research.

This work is supported by the National Natural Science Foundation of China (No.11772068), the Foundation of LCP and the Presidential Foundation of China Academy of Engineering Physics (No.YZJJLX2017011).

REFERENCES

- ¹F. Mattias and G. Görian, *Nature Materials* **4**, 388 (2005).
- ²B. J. Siwick, J. R. Dwyer, R. E. Jordan, and R. J. D. Miller, *Science* **302**, 1382 (2003).
- ³Z. H. Jin, P. Gumbsch, K. Lu, and E. Ma, *Physical Review Letters* **87**, 055703 (2001).
- ⁴J. Y. Tsao, M. J. Aziz, M. O. Thompson, and P. S. Peercy, *Physical Review Letters* **56**, 2712 (1986).
- ⁵D. S. Ivanov and L. V. Zhigilei, *Physical Review Letters* **98**, 195701 (2007).
- ⁶A. N. Kolmogorov, *Izv Akad Nauk SSSR, Ser Fiz* **1**, 355 (1937).
- ⁷W. A. Johnson and R. F. Mehl, *Trans Am Inst Min (Metall) Eng.* **135**, 416 (1939).
- ⁸M. Avrami, *The Journal of Chemical Physics* **8**, 212 (1940).
- ⁹B. J. Kooi, *Physical Review B* **70**, 224108 (2004).
- ¹⁰J. Farjas and P. Roura, *Acta Materialia* **54**, 5573 (2006).
- ¹¹M. Tomellini, *Journal of Thermal Analysis & Calorimetry* **116**, 853 (2014).
- ¹²M. I. Mendelev, M. J. Rahman, J. J. Hoyt, and M. Asta, *Modelling and Simulation in Materials Science and Engineering* **18**, 074002 (2010).
- ¹³K. A. Jackson, *Interface Science* **10**, 159 (2002).
- ¹⁴J. Q. Broughton, G. H. Gilmer, and K. A. Jackson, *Physical review letter* **49**, 1496 (1982).

- ¹⁵V. I. Mazhukin, A. V. Shapranov, V. E. Perezhigin, O. N. Koroleva, and A. V. Mazhukin, *Mathematical Models & Computer Simulations* **9**, 448 (2017).
- ¹⁶V. I. Mazhukin, A. V. Shapranov, M. M. Demin, and N. A. Kozlovskaya, *Bulletin of the Lebedev Physics Institute* **43**, 283 (2016).
- ¹⁷M. Forsblom and G. Grimvall, *Physical Review B* **72**, 054107 (2005).
- ¹⁸Q. S. Mei and K. Lu, *Progress in Materials Science* **52**, 1175 (2007).
- ¹⁹K. Lu and Y. Li, *Physical Review Letters* **80**, 4474 (1998).
- ²⁰C. Wang and G. Liu, *Materials Letters* **57**, 4424 (2003).
- ²¹W. Fayad, C. V. Thompson, and H. J. Frost, *Scripta Materialia* **40**, 1199 (1999).
- ²²A. Papoulis and S. U. Pillai, Probability, Random Variables, and Stochastic Processes (Boston:McGraw-Hill, 2002).
- ²³K. F. Kelton (Academic Press, 1991) pp. 75 – 177.
- ²⁴S. N. Luo and T. J. Ahrens, *Applied Physics Letters* **82**, 1836 (2003).
- ²⁵S.-N. Luo, T. J. Ahrens, T. Çağ ın, A. Strachan, W. A. Goddard, and D. C. Swift, *Phys. Rev. B* **68**, 134206 (2003).
- ²⁶B. Rethfeld, K. Sokolowski-Tinten, D. V. D. Linde, and S. I. Anisimov, *Physical Review B* **65**, 92103 (2002).
- ²⁷M. Tomellini, *Journal of Materials Science* **51**, 809 (2016).
- ²⁸S. N. Luo and T. J. Ahrens, *Physics of the Earth & Planetary Interiors* **143**, 369 (2004).