

# M/M/ $c$ Queues and the Poisson Clumping Heuristic

STEVEN FINCH

April 8, 2019

**ABSTRACT.** In continuous time, customers arrive at random. Each waits until one of  $c$  servers is available; each thereafter departs at random. The distribution of maximum line length of idle customers was studied over 25 years ago. We revisit two good approximations of this, employing a discrete Gumbel formulation and detailed graphics to describe simulation outcomes.

Consider an M/M/ $c$  queue with arrival rate  $\lambda$  and service rate  $\mu$ . Let  $M_n$  denote the maximum queue length over the time interval  $[0, n]$ . For integer  $k$ , we could study  $\mathbb{P}\{M_n < k\}$  asymptotically as a function of  $n$ , as was done in [1] for the case  $c = 1$ . We prefer, however, to suppress the dependence on  $n$  somewhat, separating (in essence) signal from noise. Let  $k = \log_{c\mu/\lambda}(n) + h + 1$  as defined in [2]. The Poisson clumping heuristic asserts that, if  $\lambda < c\mu$ , then

$$\mathbb{P}\{M_n \leq \log_{c\mu/\lambda}(n) + h\} \sim \exp \left[ -\frac{c^{c-2} \lambda \mu^{c-3} (c\mu - \lambda)^2}{\sum_{j=1}^c j! \binom{c-1}{j-1} \lambda^{c-j} \mu^{j-1}} \left( \frac{\lambda}{c\mu} \right)^{h+1} \right]$$

as  $n \rightarrow \infty$ . The finite sum involving binomial coefficients is explained in Section 1. In particular,

$$\mathbb{P}\{M_n \leq \log_{\mu/\lambda}(n) + h\} \sim \exp \left[ -\frac{\lambda(\mu - \lambda)^2}{\mu^2} \left( \frac{\lambda}{\mu} \right)^{h+1} \right]$$

for  $c = 1$ ,

$$\mathbb{P}\{M_n \leq \log_{2\mu/\lambda}(n) + h\} \sim \exp \left[ -\frac{\lambda(2\mu - \lambda)^2}{\mu(2\mu + \lambda)} \left( \frac{\lambda}{2\mu} \right)^{h+1} \right]$$

for  $c = 2$ ,

$$\mathbb{P}\{M_n \leq \log_{3\mu/\lambda}(n) + h\} \sim \exp \left[ -\frac{3\lambda(3\mu - \lambda)^2}{6\mu^2 + 4\lambda\mu + \lambda^2} \left( \frac{\lambda}{3\mu} \right)^{h+1} \right]$$

---

<sup>0</sup>Copyright © 2019 by Steven R. Finch. All rights reserved.

for  $c = 3$ ,

$$\mathbb{P}\{M_n \leq \log_{4\mu/\lambda}(n) + h\} \sim \exp\left[-\frac{16\lambda\mu(4\mu - \lambda)^2}{24\mu^3 + 18\lambda\mu^2 + 6\lambda^2\mu + \lambda^3} \left(\frac{\lambda}{4\mu}\right)^{h+1}\right]$$

for  $c = 4$  and

$$\mathbb{P}\{M_n \leq \log_{5\mu/\lambda}(n) + h\} \sim \exp\left[-\frac{125\lambda\mu^2(5\mu - \lambda)^2}{120\mu^4 + 96\lambda\mu^3 + 36\lambda^2\mu^2 + 8\lambda^3\mu + \lambda^4} \left(\frac{\lambda}{5\mu}\right)^{h+1}\right]$$

for  $c = 5$ . Also,

$$\begin{aligned} \mathbb{E}(M_n) &\approx \frac{\ln(n)}{\ln(\frac{\mu}{\lambda})} + \frac{\gamma + \ln\left(\frac{\lambda^2(\mu-\lambda)^2}{\mu^3}\right)}{\ln(\frac{\mu}{\lambda})} + \frac{1}{2} \\ &\approx (2.4663034623\dots) \ln(n) - (7.2049448811\dots) \end{aligned}$$

for  $(c, \lambda, \mu) = (1, 1/3, 1/2)$ ,

$$\begin{aligned} \mathbb{E}(M_n) &\approx \frac{\ln(n)}{\ln(\frac{2\mu}{\lambda})} + \frac{\gamma + \ln\left(\frac{\lambda^2(2\mu-\lambda)^2}{2\mu^2(2\mu+\lambda)}\right)}{\ln(\frac{2\mu}{\lambda})} + \frac{1}{2} \\ &\approx (2.4663034623\dots) \ln(n) - (6.7552845943\dots). \end{aligned}$$

for  $(c, \lambda, \mu) = (2, 1/3, 1/4)$ ,

$$\begin{aligned} \mathbb{E}(M_n) &\approx \frac{\ln(n)}{\ln(\frac{3\mu}{\lambda})} + \frac{\gamma + \ln\left(\frac{\lambda^2(3\mu-\lambda)^2}{\mu(6\mu^2+4\lambda\mu+\lambda^2)}\right)}{\ln(\frac{3\mu}{\lambda})} + \frac{1}{2} \\ &\approx (2.4663034623\dots) \ln(n) - (6.2049448811\dots) \end{aligned}$$

for  $(c, \lambda, \mu) = (3, 1/3, 1/6)$ ,

$$\begin{aligned} \mathbb{E}(M_n) &\approx \frac{\ln(n)}{\ln(\frac{4\mu}{\lambda})} + \frac{\gamma + \ln\left(\frac{4\lambda^2(4\mu-\lambda)^2}{24\mu^3+18\lambda\mu^2+6\lambda^2\mu+\lambda^3}\right)}{\ln(\frac{4\mu}{\lambda})} + \frac{1}{2} \\ &\approx (2.4663034623\dots) \ln(n) - (5.6015876099\dots) \end{aligned}$$

for  $(c, \lambda, \mu) = (4, 1/3, 1/8)$  and

$$\begin{aligned} \mathbb{E}(M_n) &\approx \frac{\ln(n)}{\ln(\frac{5\mu}{\lambda})} + \frac{\gamma + \ln\left(\frac{25\lambda^2\mu(5\mu-\lambda)^2}{120\mu^4+96\lambda\mu^3+36\lambda^2\mu^2+8\lambda^3\mu+\lambda^4}\right)}{\ln(\frac{5\mu}{\lambda})} + \frac{1}{2} \\ &\approx (2.4663034623\dots) \ln(n) - (4.9642624490\dots) \end{aligned}$$

for  $(c, \lambda, \mu) = (5, 1/3, 1/10)$ , where  $\gamma$  denotes Euler's constant [3]. With regard to expected maximums, in a hospital emergency room ( $\lambda = 1/3$ ), one fast doctor ( $\mu = 1/2$ ) outperforms  $c$  very slow doctors (each  $\mu = 1/(2c)$ ).

A higher-order approximation for the probability is [4, 5, 6]

$$\mathbb{P}\{M_n \leq \log_{c\mu/\lambda}(n) + h\} \sim \exp \left[ -\frac{n c^{c-2} \lambda^{h+c+1} \mu^{c-3} (c\mu - \lambda)^2}{\{n \lambda^{c-1} (c\mu)^{h+1} - \lambda^{h+1} (c\mu)^{c-1}\} \sum_{j=1}^c j! \binom{c-1}{j-1} \lambda^{c-j} \mu^{j-1}} \right]$$

with the same relation between (real)  $h$  and (integer)  $k$  as earlier. The dependence of the probability on  $n$  is more visible here; allowing  $n \rightarrow \infty$  within the square brackets yields exactly the same expression as before.

In greater detail, Serfozo [4] examined the distribution of  $M_\nu$ , the maximum queue length over  $\ell$  busy cycles, where  $\nu$  is the  $\ell^{\text{th}}$  time the system becomes empty. Very important corrections to Serfozo's second table appeared in [6]; observe the existence of exact probabilistic results in this special case. McCormick & Park [5] examined the distribution of  $M_n$  for arbitrary  $n$ , following [4]. A missing coefficient  $c!/c^c$  in McCormick & Park's formula (2.22) was uncovered in [6]; no exact results are generally available here.

We simulated  $10^6$  M/M/ $c$  queues for each of the following choices of  $(n, c, \lambda, \mu)$ :

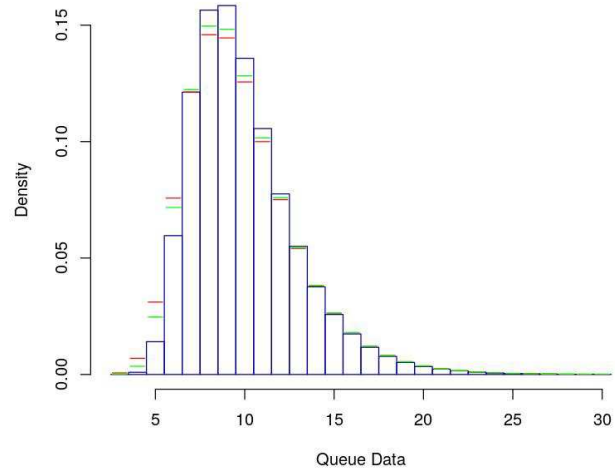
- $n = 1000$  or  $2500$
- $c = 1, 2, 3, 4$  or  $5$
- $\lambda = 1/3$
- $\mu = 1/(2c)$

and indicate both low-order approximation (red) and high-order approximation (green) histograms against empirical outcomes (blue). The green segments are always closer to the blue segments than the red segments. Also, the discrepancies become smaller as  $n$  grows larger. We used clumping heuristic-based estimates for the mean (from earlier) and likewise

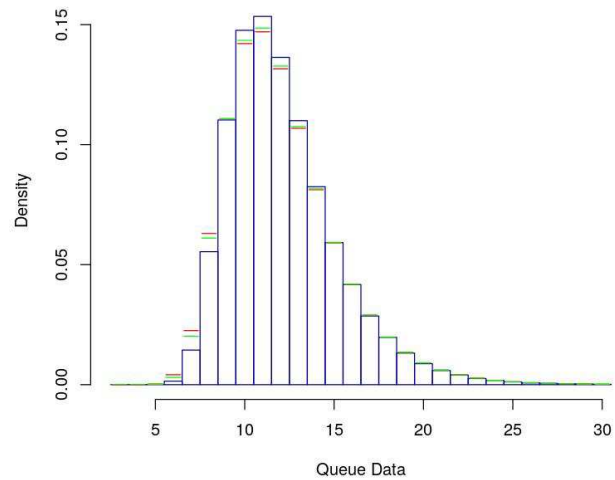
$$\mathbb{V}(M_n) \approx \frac{\pi^2}{6} \frac{1}{\ln\left(\frac{c\mu}{\lambda}\right)^2} + \frac{1}{12}$$

for the variance. The fit between moments is surprisingly good; no attempt was made to employ a more sophisticated underlying formula.

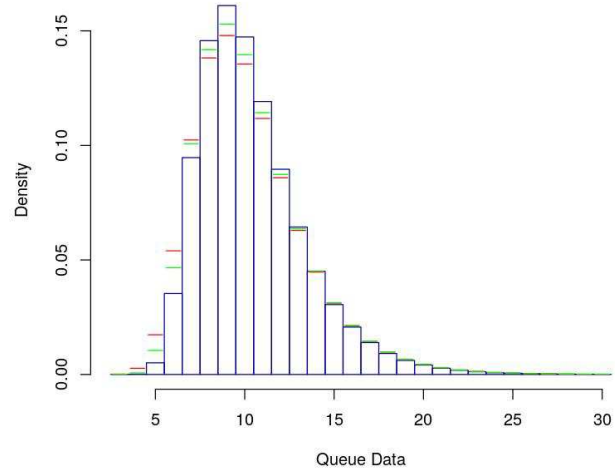
**M/M/1 queue maximums:  $n=1000$ ,  $\lambda=1/3$ ,  $\mu=1/2$**   
**Experimental mean is 9.971; mean square is 108.393**  
**Theoretical mean is 9.832; mean square is 106.751**



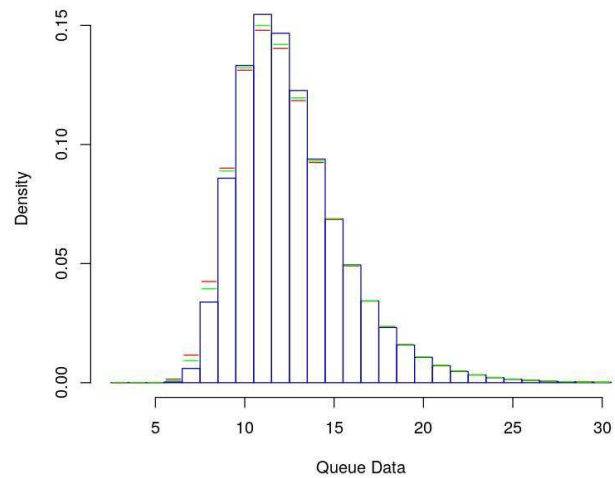
**M/M/1 queue maximums:  $n=2500$ ,  $\lambda=1/3$ ,  $\mu=1/2$**   
**Experimental mean is 12.155; mean square is 157.275**  
**Theoretical mean is 12.092; mean square is 156.294**



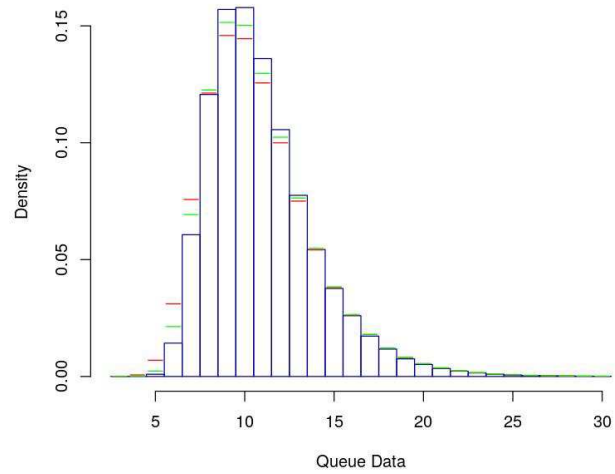
**M/M/2 queue maximums:  $n=1000$ ,  $\lambda=1/3$ ,  $\mu=1/4$**   
**Experimental mean is 10.416; mean square is 117.474**  
**Theoretical mean is 10.281; mean square is 115.795**



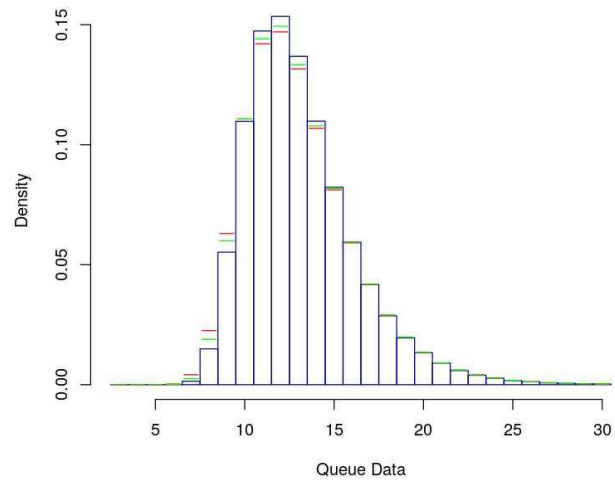
**M/M/2 queue maximums:  $n=2500$ ,  $\lambda=1/3$ ,  $\mu=1/4$**   
**Experimental mean is 12.610; mean square is 168.591**  
**Theoretical mean is 12.541; mean square is 167.370**



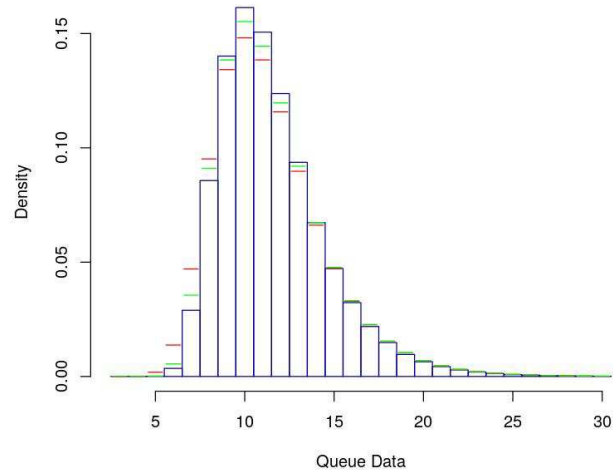
**M/M/3 queue maximums:  $n=1000$ ,  $\lambda=1/3$ ,  $\mu=1/6$**   
**Experimental mean is 10.963; mean square is 129.171**  
**Theoretical mean is 10.832; mean square is 127.414**



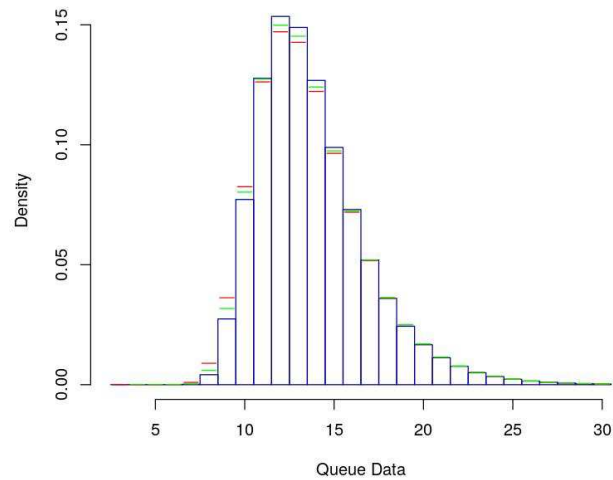
**M/M/3 queue maximums:  $n=2500$ ,  $\lambda=1/3$ ,  $\mu=1/6$**   
**Experimental mean is 13.158; mean square is 182.692**  
**Theoretical mean is 13.092; mean square is 181.477**



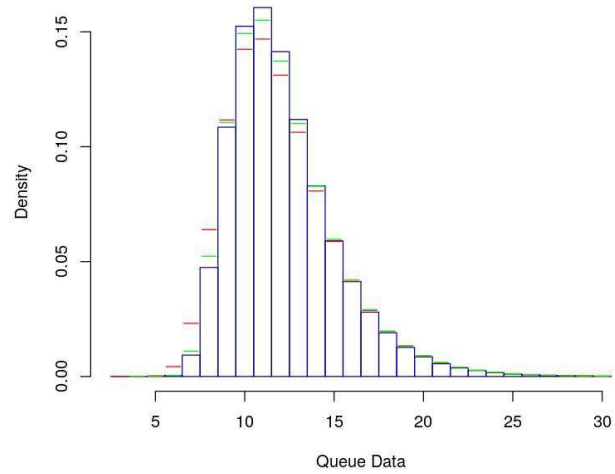
**M/M/4 queue maximums:  $n=1000$ ,  $\lambda=1/3$ ,  $\mu=1/8$**   
**Experimental mean is 11.555; mean square is 142.518**  
**Theoretical mean is 11.435; mean square is 140.849**



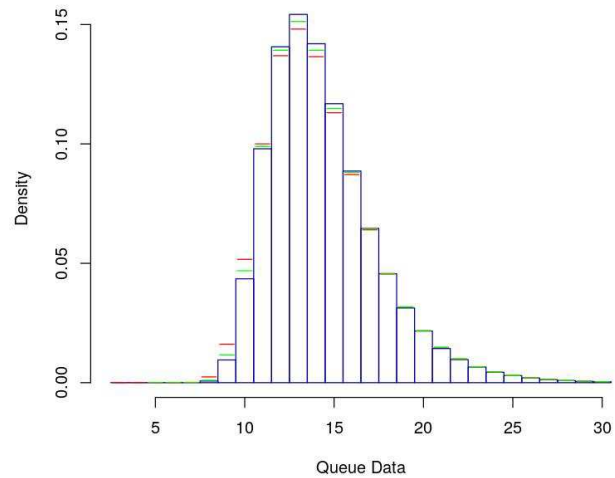
**M/M/4 queue maximums:  $n=2500$ ,  $\lambda=1/3$ ,  $\mu=1/8$**   
**Experimental mean is 13.761; mean square is 198.879**  
**Theoretical mean is 13.695; mean square is 197.639**



**M/M/5 queue maximums:  $n=1000$ ,  $\lambda=1/3$ ,  $\mu=1/10$**   
Experimental mean is 12.185; mean square is 157.506  
Theoretical mean is 12.072; mean square is 155.831



**M/M/5 queue maximums:  $n=2500$ ,  $\lambda=1/3$ ,  $\mu=1/10$**   
Experimental mean is 14.393; mean square is 216.700  
Theoretical mean is 14.332; mean square is 215.501





## 1. ERLANG C

Letting  $\pi$  denote the stationary distribution of M/M/c, the probability that all  $c$  servers are busy is [7]

$$\sum_{k=c}^{\infty} \pi_k = \frac{c^c}{c!} \left( \sum_{k=c}^{\infty} \rho^k \right) \pi_0 = \frac{(c\rho)^c}{c!(1-\rho)} \pi_0$$

where  $\rho = \lambda/(c\mu)$  and

$$\frac{1}{\pi_0} = \sum_{j=0}^{c-1} \frac{(c\rho)^j}{j!} + \frac{(c\rho)^c}{c!(1-\rho)}.$$

We wish to demonstrate that

$$\frac{1}{\pi_0} = \frac{\sum_{i=1}^c i! \binom{c-1}{i-1} \lambda^{c-i} \mu^{i-1}}{(c-1)! \mu^{c-2} (c\mu - \lambda)}.$$

As a preliminary step, note that

$$\begin{aligned} \frac{(c\rho)^c}{c!(1-\rho)} &= \frac{\rho(c\rho)^{c-1}}{(c-1)!(1-\rho)} = \frac{-(1-\rho)(c\rho)^{c-1} + (c\rho)^{c-1}}{(c-1)!(1-\rho)} \\ &= -\frac{(c\rho)^{c-1}}{(c-1)!} + \frac{(c\rho)^{c-1}}{(c-1)!(1-\rho)}. \end{aligned}$$

The new  $(1/\pi_0)$ -formula is equal to

$$\frac{1}{c\mu} \sum_{i=1}^c \frac{i}{(c-i)!} \frac{\lambda^{c-i} \mu^{i-c+1}}{1 - \lambda/(c\mu)} = \frac{1}{c} \sum_{i=1}^c \frac{i}{(c-i)!} \frac{(c\rho)^{c-i}}{1-\rho}.$$

As index  $i$  runs from 1 to  $c$ , index  $j = c - i$  runs from  $c - 1$  to 0, giving

$$\frac{1}{c} \sum_{j=0}^{c-1} \frac{c-j}{j!} \frac{(c\rho)^j}{1-\rho} = \sum_{j=0}^{c-1} \frac{(c\rho)^j}{j!(1-\rho)} - \rho \sum_{j=1}^{c-1} \frac{(c\rho)^{j-1}}{(j-1)!(1-\rho)}$$

which telescopes to

$$\sum_{j=0}^{c-2} \frac{(c\rho)^j}{j!} + \frac{(c\rho)^{c-1}}{(c-1)!(1-\rho)} = \sum_{j=0}^{c-1} \frac{(c\rho)^j}{j!} - \frac{(c\rho)^{c-1}}{(c-1)!} + \frac{(c\rho)^{c-1}}{(c-1)!(1-\rho)}.$$

By the preliminary step, this collapses to the old  $(1/\pi_0)$ -formula and we are done.

## 2. ERLANG B

In an M/M/ $c/c$  queue, if a customer arrives when all  $c$  servers are busy, the customer leaves the system immediately (with no effect on the queue). The probability that all  $c$  servers are busy is [7]

$$\pi_c = \frac{(c\rho)^c}{c!} \pi_0$$

where  $\rho = \lambda/(c\mu)$  and

$$\frac{1}{\pi_0} = \sum_{j=0}^c \frac{(c\rho)^j}{j!}.$$

## 3. ERLANG A

In an M/M/ $c$ +M queue, customers arrive with patience times  $\tau$  that are independent, exponentially distributed with mean  $1/\theta$ . The abandonment rate  $\theta$  is 0 for Erlang C and is  $\infty$  for Erlang B. If no service is offered before time  $\tau$  has elapsed, the customer leaves the system immediately. Define

$$E = \frac{\frac{(c\rho)^c}{c!}}{\sum_{j=0}^c \frac{(c\rho)^j}{j!}},$$

the ratio from Section 2; and for  $x > 0$ ,  $y \geq 0$ ,

$$A(x, y) = \frac{x \exp(y)}{y^x} \int_0^y t^{x-1} \exp(-t) dt = 1 + \sum_{k=1}^{\infty} \frac{y^k}{\prod_{\ell=1}^k (x + \ell)},$$

an incomplete gamma function. The probability that all  $c$  servers are busy is [8, 9, 10]

$$\sum_{k=c}^{\infty} \pi_k = \frac{(c\rho)^c}{c!} A\left(\frac{c\mu}{\theta}, \frac{\lambda}{\theta}\right) \pi_0$$

and

$$\frac{1}{\pi_0} = \frac{(c\rho)^c}{c!} \left[ \frac{1}{E} + A\left(\frac{c\mu}{\theta}, \frac{\lambda}{\theta}\right) - 1 \right].$$

We wonder about the implications of work in [11], especially a result involving the constants  $\gamma$  and  $\pi^2/6$ . Might certain issues we've neglected here concerning asymptotic moments ( $h$  is real, not integer) be resolvable?

## 4. ACKNOWLEDGEMENTS

I am thankful to Guy Louchard for introducing me to the Poisson clumping heuristic and to Stephan Wagner for extracting discrete Gumbel asymptotics in [12] (a contribution leading to [2, 13] and the present work). Writing simulation code for M/M/c was facilitated by a theorem in [14] involving order statistics of iid Uniform rvs. The creators of R and Mathematica, as well as administrators of the MIT Supercloud Cluster, earn my gratitude every day.

## REFERENCES

- [1] D. Aldous, *Probability Approximations via the Poisson Clumping Heuristic*, Springer-Verlag, 1989, pp. 1–8, 23–25, 30; MR0969362.
- [2] S. Finch, Geo/Geo/2 queues and the Poisson clumping heuristic, arXiv:1902.09272.
- [3] S. R. Finch, Euler-Mascheroni constant, *Mathematical Constants*, Cambridge Univ. Press, 2003, pp. 28–40; MR2003519.
- [4] R. F. Serfozo, Extreme values of birth and death processes and queues, *Stochastic Process. Appl.* 27 (1988) 291–306; MR0931033.
- [5] W. P. McCormick and Y. S. Park, Approximating the distribution of the maximum queue length for M/M/s queues, *Queueing and Related Models*, ed. U. Narayan Bhat and I. V. Basawa, Oxford Univ. Press, 1992, pp. 240–261; MR1210568.
- [6] G. Hooghiemstra, L. E. Meester and J. Hüsler, On the extremal index for the M/M/s queue, *Comm. Statist. Stochastic Models* 14 (1998) 611–621; MR1621358.
- [7] R. B. Cooper, *Introduction to Queueing Theory*, 2<sup>nd</sup> ed., North-Holland, 1981, pp. 79–101, 176–178; MR0636094.
- [8] C. Palm, Research on telephone traffic carried by full availability groups, *Tele* 1 (1957) 1–107 [Engl. transl. of five papers published in Swedish in 1946].
- [9] S. Zeltyn, *Call Centers with Impatient Customers: Exact Analysis and Many-Server Asymptotics of the M/M/n+G Queue*, Ph.D. thesis, Israel Institute of Technology, 2004; [http://ie.technion.ac.il/~serveng/course2004/References/MMNG\\_thesis.pdf](http://ie.technion.ac.il/~serveng/course2004/References/MMNG_thesis.pdf).

- [10] L. Rozenzhmidt, *On Priority Queues with Impatient Customers: Stationary and Time-Varying Analysis*, M.Sc. thesis, Israel Institute of Technology, 2007; [http://ie.technion.ac.il/~serveng/course2004/References/thesis\\_Luba\\_Eng.pdf](http://ie.technion.ac.il/~serveng/course2004/References/thesis_Luba_Eng.pdf).
- [11] G. Pang and W. Whitt, Heavy-traffic extreme value limits for Erlang delay models, *Queueing Syst.* 63 (2009) 13–32; MR2576005; <http://www.columbia.edu/~ww2040/PangWhittExtremesErlang.pdf>.
- [12] S. Finch, The maximum of an asymmetric simple random walk with reflection, arXiv:1808.01830.
- [13] S. Finch and G. Louchard, Traffic light queues and the Poisson clumping heuristic, arXiv:1810.12058.
- [14] K. Sigman, Notes on the Poisson process, lecture notes (2009), <http://www.columbia.edu/~ks20/stochastic-I/stochastic-I-PP.pdf>.

Steven Finch  
MIT Sloan School of Management  
Cambridge, MA, USA  
[steven\\_finch@harvard.edu](mailto:steven_finch@harvard.edu)