

Joint Learning of Pre-Trained and Random Units for Domain Adaptation in Part-of-Speech Tagging

Sara Meftah*, Youssef Tamaazousti[‡], Nasredine Semmar*, Hassane Essafi*, Fatiha Sadat⁺

*CEA, LIST, LASTI, France

[‡]MIT, CSAIL, USA

⁺UQÀM, Montréal, Canada

{firstname.lastname}@cea.fr , ytamaaz@mit.edu , sadat.fatiha@uqam.ca

Abstract

Fine-tuning neural networks is widely used to transfer valuable knowledge from high-resource to low-resource domains. In a standard fine-tuning scheme, source and target problems are trained using the same architecture. Although capable of adapting to new domains, pre-trained units struggle with learning uncommon target-specific patterns. In this paper, we propose to augment the target-network with normalised, weighted and randomly initialised units that beget a better adaptation while maintaining the valuable source knowledge. Our experiments on POS tagging of social media texts (Tweets domain) demonstrate that our method achieves state-of-the-art performances on 3 commonly used datasets.

1 Introduction

POS tagging is a sequence labelling problem, that consists on assigning to each sentence’ word, its disambiguated POS tag (*e.g.*, Pronoun, Noun) in the phrasal context in which the word is used. Such information is useful for higher-level applications, such as machine-translation (Niehues and Cho, 2017) or cross-lingual information retrieval (Semmar et al., 2008).

One of the best approaches for POS tagging of social media text (Meftah et al., 2018a), is transfer-learning, which relies on a neural-network learned on a *source-dataset* with sufficient annotated data, then further adapted to the problem of interest (*target-dataset*). While this approach is known to be very effective (Zennaki et al., 2019), because it takes benefit from pre-trained neurons, it has one main drawback by design. Indeed, it has been shown in computer-vision (Zhou et al., 2018a) that, when fine-tuning on scenes a model pre-trained on objects, it is the neuron firing on the *white dog* object that became highly sensitive to the *white waterfall* scene. Simply said, pre-trained neurons are *biased* by what they have learned in the source-dataset. This is

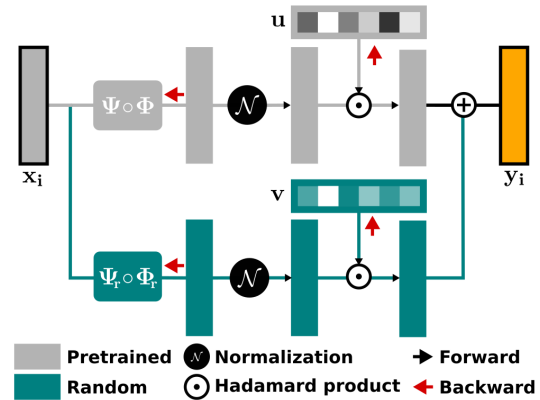


Figure 1: Given a word representation x_i , a BiLSTM (Φ) models the sequence, and a FC layer (Ψ) performs classification. In standard fine-tuning, the units are pre-trained on a large source-dataset then adapted to the target one. In this work, we propose to add randomly initialised units (green branch) and jointly adapt them with pre-trained ones (gray branch). An element-wise sum is further applied to merge the two branches. Before merging, we balance the different behaviours of pre-trained and random units, using an independent normalisation (\mathcal{N}). Finally we let the network learn which of pre-trained or random neurons are more suited for every class, by adding learnable weighting vectors (u and v initialised with 1-values) on the FC layers.

also the case on NLP (see experiments). Consequently, pre-trained units struggle with learning patterns specific to the target-dataset (*e.g.*, “wanna” or “gonna” in the Tweets domain). This last is non-desirable, since it has been shown recently (Zhou et al., 2018b) that such specific units are important for performance. To overcome this drawback, one can propose to take benefit from randomly initialised units, that are by design non-biased. However, it is common to face small target-datasets that contain too few data to learn such neurons from scratch. Hence, in such setting, it is hard to learn random units that fire on specific patterns and generalise well.

In this article, we propose a hybrid method that takes benefit from both worlds, without their drawbacks. It consists in augmenting the source-

network (set of pre-trained units) with randomly initialised units and jointly learn them. We call our method **PretRand** (**Pre**trained and **R**andom units) and illustrate it in Fig. 1. The main difficulty is forcing the network to consider random units, because they have different behaviours than pre-trained ones. Indeed, while these last strongly fire discriminatively on many words, these first do not fire on any word at the initial stage of fine-tuning. Therefore, random units do *not* significantly contribute to the computation of gradients and are thus slowly updated. To overcome this problem, we proposed to independently normalise pre-trained and random layers. This last balances their range of activations and thus forces the network to consider them, both. Last but not least, we do not know which of pre-trained and random units are the best for every class-predictor, thus we propose to learn weighting vectors on top of each branch.

Evaluation was carried on 3 POS tagging Tweets datasets in a transfer-learning setting. Our method outperforms SOTA methods and significantly surpasses fairly comparable baselines.

2 Proposed Method: PretRand

2.1 Base Model

Given an input sentence $S = [w_1, \dots, w_n]$ of n successive tokens w_i , the goal of a POS tagger is to predict the POS-tag $c_i \in \mathcal{C}$ of every w_i , with $\mathcal{C} \in \mathbb{R}^C$ being the tag-set. Hence, for our base model, we used a common sequence labelling model which first, computes for each token w_i , a word-level embedding (denoted Υ_w) and character-level embedding using biLSTM encoder (Υ_c), and concatenates them to get a final representation x_i . Second, it feeds the later representation into a biLSTM features extractor (denoted Φ) that outputs a hidden representation, that is itself fed into a fully-connected (FC) layer (denoted Ψ) for classification. Formally, given w_i , the logits are obtained using: $\hat{y}_{w_i} = \Psi \circ \Phi \circ \Upsilon(w_i)$, with Υ being the concatenation of the output of Υ_c and Υ_w for w_i . In a standard fine-tuning scheme (Meftah et al., 2018b), Υ and Φ are pre-trained on the *source-task* and Ψ is randomly initialised. Then, the three modules are further jointly trained on the *target-task* by minimising a Softmax Cross-Entropy (SCE) loss using the SGD algorithm.

2.2 Adding Random Branch

As mentioned in the introduction, pre-trained neurons are biased by design, thus limited. This mo-

tivated our proposal to augment the pre-trained branch with additional random units (as illustrated in Fig. 1). To do so, theoretically one can add the new units in any layer of the base model. However in practice, we have to make a trade-off between performances and the number of parameters (model complexity). Thus, given that deep layers are more task-specific than shallow ones (Peters et al., 2018; Mou et al., 2016), and that word embeddings (shallow layers) contain the majority of parameters, we choose to expand only the top layers. With this choice, we desirably increase the complexity of the model only by $1.02\times$ compared to the base one. In terms of the layers expanded, we specifically add k units to Φ resulting in an extra biLSTM layer: Φ_r (r for rand); and C units in Ψ resulting in an extra FC layer: Ψ_r . Hence, for every w_i , the additional random branch predicts class-probabilities following: $\hat{y}_{w_i}^r = \Psi_r \circ \Phi_r(x_i)$ (with $x_i = \Upsilon(w_i)$). Note that, having two FC layers obviously outputs two predictions per class (one from the pre-trained FC $\hat{y}_{w_i}^p$ and one from the random $\hat{y}_{w_i}^r$), that thus need to be merged. Hence, to get the final predictions, we simply apply an element-wise sum between the output of both branches: $\hat{y}_{w_i} = \hat{y}_{w_i}^p \oplus \hat{y}_{w_i}^r$. As in the classical scheme, SCE is minimised but here, both branches are trained jointly.

2.3 Independent Normalisation

Nevertheless, while at the initial stage of fine-tuning, the pre-trained units are strongly firing on many words, the random ones are firing very weakly. As stated in some computer-vision works (Liu et al., 2015; Tamaazousti et al., 2018), the later setting causes an absorption of the weights, outputs and thus gradients of the random units by the pre-trained ones, which thus makes them useless at the end. We encountered the same problem with textual data on the POS-tagging problem. Indeed, as illustrated in the left plot of Fig.2, at the end of training, the distribution of the random units' weights is still absorbed (closer to zero) by that of the pre-trained ones.

To prompt the two classifiers to work cooperatively, we normalise (using an ℓ_p -norm) both of them independently before merging them. Formally, we apply $\mathcal{N}_p(x) = \frac{x}{\|x\|_p}$ on $\hat{y}_{w_i}^p$ and $\hat{y}_{w_i}^r$. The normalisation is desirably solving the weights absorption problem since at the end of the training, the distributions of the pre-trained and random weights become very similar (right of Fig. 2).

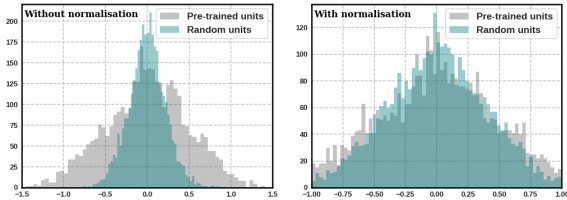


Figure 2: Distributions of learned weight-values for the randomly initialised (green) and pre-trained (gray) fully-connected layers after joint training. Left: without normalisation, right: with normalisation.

Furthermore, we have observed that despite the normalisation, the performances of the pre-trained classifiers were still much better than the randomly initialised ones. Thus, to make them more competitive, we propose to start with optimising only the randomly initialised units while freezing the pre-trained ones, then, launch the joint training. This is called `random++` in the following.

2.4 Learnable Weighting Vectors

Back to the extra predictor (FC layer of random branch), it is important to note that both branches are equally important for making a decision for every class, *i.e.*, no weight is applied on the dimensions of $\hat{y}_{w_i}^p$ and $\hat{y}_{w_i}^r$. However, this latter is sub-optimal since we, a priori, do not know which kind of units (random or pre-trained) is better for making a decision. Consequently, we propose to weight the contribution of the predictions for each class. For this end, instead of simply performing an element-wise sum between the random and pre-trained predictions, we first *weight* each of them with learnable weighting vectors, then compute a Hadamard product with their associated normalised predictions; the learnable vectors $u \in \mathbb{R}^C$ and $v \in \mathbb{R}^C$, respectively corresponding to the pre-trained and random branch, are initialised with 1-values and are learned by SGD. Formally, the final predictions are computed following: $\hat{y}_{w_i} = u \odot \mathcal{N}_p(\hat{y}_{w_i}^p) \oplus v \odot \mathcal{N}_p(\hat{y}_{w_i}^r)$.

3 Experiments

3.1 Implementation Details

In the word-level embeddings, tokens are lower-cased while the character-level component still retains access to the capitalisation information. We set the character embedding dimension at 50, the dimension of hidden states of the character-level biLSTM at 100 and used 300-dimensional word-level embeddings. The latter were pre-loaded from publicly available Glove pre-trained vectors on 42 billions words from a web crawling and contain-

Corpus	TPoS	Ark	TweeBank
Train	10,652	26,594	24,753
Dev	2,242	n/a	11,742
Test	2,291	7,707	19,112

Table 1: Number of tokens in every used dataset.

ing 1.9M words (Pennington et al., 2014). Note that, these embeddings are also updated during fine-tuning. For biLSTM (token-level feature extractor), we set the number of units of the pre-trained branch to 200 and experimented our approach with k added random-units, with $k \in \{50, 100, 150, 200\}$. For the normalisation, we used ℓ_2 -norm. Finally, in all experiments, training was performed using SGD with momentum and mini-batches of 8 sentences. Evidently, all the hyperparameters have been cross-validated.

3.2 Datasets

For the source-dataset, we used the Penn-Tree-Bank (PTB) of Wall Street Journal (WSJ), a large English dataset containing 1.2M+ tokens from the newswire domain annotated with the PTB tag-set. Regarding the target-datasets, we used three datasets in the Tweets domain: **TPoS** (Ritter et al., 2011), annotated with 40 tags ; **ARK** (Owoputi et al., 2013) containing 25 coarse tags; and the recent **TweeBank** (Liu et al., 2018) containing 17 tags (PTB universal tag-set). The number of tokens in the datasets are given in Table 1.

3.3 Comparison Methods

To assess the POS tagging performances of our PretRand model, we compared it to 5 baselines: **Random-200** and **Random-400**: randomly initialised neural model with 200 and 400 biLSTM’s units; **Fine-tuning**: pre-trained neural model, fine-tuned with the standard scheme; **Ensemble (2 rand)**: averaging the predictions of two base models randomly initialised and learned independently (with different random initialisation) on Tweets datasets; and **Ensemble (1 pret + 1 rand)**: same as the previous but with one pre-trained on WSJ and the other randomly initialised.

We also compared it to the 3 best SOTA methods: Derczynski et al. (2013) (GATE) is a model based on HMMs with a set of normalisation rules, external dictionaries and lexical features. They experiment it on TPoS, with WSJ and 32K tokens from the NPS IRC corpus. They also used 1.5M additional training tokens annotated by vote-constrained bootstrapping (GATE-bootstrap). Owoputi et al. (2013) proposed a model based on first-order Maximum Entropy

Method	#params	TPoS		ArK	TweeBank		Avg
		Dev	Test	Test	Dev	Test	
GATE (Derczynski et al., 2013)	n/a	89.37	88.69	n/a	n/a	n/a	n/a
GATE-bootstrap (Derczynski et al., 2013)	n/a	n/a	90.54	n/a	n/a	n/a	n/a
ARK (Owoputi et al., 2013)	n/a	n/a	90.40	93.2	n/a	94.6	n/a
TPANN (Gui et al., 2017)	n/a	91.08	90.92	92.8	n/a	n/a	n/a
Random-200	1×	88.32	87.76	90.67	91.20	91.56	89.90
Random-400	1.03×	89.01	88.89	90.99	91.38	91.63	90.38
Standard fine-tuning	1×	90.96	90.7	91.72	92.59	92.99	91.79
Ensemble Model (2 rand)	2×	89.20	88.8	91.36	91.73	92.05	90.62
Ensemble Model (1 pret + 1 rand)	2×	89.77	88.61	91.41	92.57	92.85	91.04
PretRand (Ours)	1.02×	91.56	91.46	93.77	94.51	94.95	93.24

Table 2: Comparison of our method to state-of-the-art (top) and baselines (bottom) in terms of token-level accuracy (in %) on 3 Tweets datasets. Note that, baselines are more fairly comparable to our method. In the second and last columns, we respectively highlighted the number of parameters and the average performance on the 3 datasets.

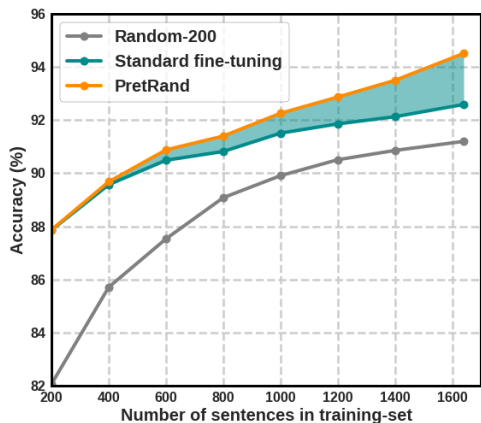


Figure 3: Performances (on dev-set of TweeBank) according different training-set sizes for the target-dataset. Transparent green highlights the difference between our PretRand and standard fine-tuning.

Method	TPoS	ArK	TweeBank	Avg
PretRand	91.46	93.77	94.95	93.39
-learnVect	91.25	93.46	94.59	93.10
-random ⁺⁺	90.97	93.11	94.13	92.73
-l2 norm	90.76	92.11	93.38	92.08

Table 3: Ablation study, Token level accuracy (in %) when progressively ablating PretRand components.

Markov Model (MEMM) with greedy decoding and using brown clustering and careful hand-engineered features. Recently, Gui et al. (2017) proposed TPANN that uses adversarial training to leverage huge amounts of unlabelled Tweets.

3.4 Results

From the results given in Table 2, one can first see that our approach outperforms the SOTA and baseline methods on all the datasets. More interestingly, PretRand significantly outperforms the popular fine-tuning baseline by +1.4% absolute point on average and is better on all classes (see per-class improvement on Fig. 4). PretRand also outperforms the challenging Ensemble Model by a large margin (+2.2%), while using much less parameters. This clearly highlights the difference of

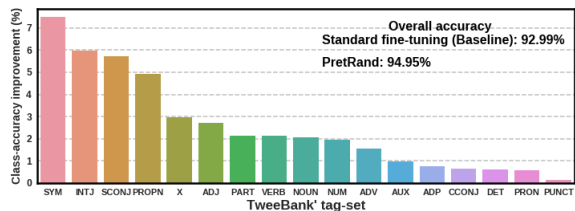


Figure 4: Sorted class-accuracy improvement (%) on TweeBank of PretRand compared to fine-tuning.

our method with ensemble methods and the importance of having a shared word representation as well as our normalisation and weighting learnable vectors during training. A key asset of PretRand, is that it uses only 0.02% more parameters compared to the fine-tuning baseline.

An interesting experiment is to evaluate the gain of performance of PretRand compared to fine-tuning, according different target-datasets' sizes. From the results in Fig. 3, PretRand has desirably a bigger gain with bigger *target-task* datasets, which clearly means that the more target training-data, the more interesting our method will be.

To assess the contribution of different components of PretRand, we performed an ablation study. Specifically, we successively ablated the main components of PretRand, namely, the learnable vectors (learnVect), the longer training for random units (random++) and the normalisation (ℓ_2 -norm). From the results in Table 3, we can observe that the performances are only marginally better than standard fine-tuning when ablating the three components from PretRand. More importantly, adding each of them successively, makes the performances significantly better, which highlights the importance of every component.

4 Analysis

Bias when fine-tuning pre-trained units

Here our goal is to highlight that as in (Zhou et al., 2018a), pre-trained units can be biased in

References

- Leon Derczynski, Alan Ritter, Sam Clark, and Kalina Bontcheva. 2013. Twitter part-of-speech tagging for all: Overcoming sparse and noisy data. In *RANLP 2013*, pages 198–206.
- Tao Gui, Qi Zhang, Haoran Huang, Minlong Peng, and Xuanjing Huang. 2017. Part-of-speech tagging for twitter with adversarial neural networks. In *EMNLP*, pages 2411–2420.
- Wei Liu, Andrew Rabinovich, and Alexander C Berg. 2015. Parsenet: Looking wider to see better. *arXiv preprint arXiv:1506.04579*.
- Yijia Liu, Yi Zhu, Wanxiang Che, Bing Qin, Nathan Schneider, and Noah A Smith. 2018. Parsing tweets into universal dependencies. In *NAACL*, volume 1, pages 965–975.
- Sara Meftah, Nasredine Semmar, and Fatiha Sadat. 2018a. A neural network model for part-of-speech tagging of social media texts. In *LREC*.
- Sara Meftah, Nasredine Semmar, Fatiha Sadat, and Stephan Raaijmakers. 2018b. Using neural transfer learning for morpho-syntactic tagging of south-slavic languages tweets. In *VarDial 2018*, pages 235–243.
- Lili Mou, Zhao Meng, Rui Yan, Ge Li, Yan Xu, Lu Zhang, and Zhi Jin. 2016. How transferable are neural networks in nlp applications? In *EMNLP*, pages 479–489.
- Jan Niehues and Eunah Cho. 2017. Exploiting linguistic resources for neural machine translation using multi-task learning. In *Proceedings of the Second Conference on Machine Translation*, pages 80–89.
- Olutobi Owoputi, Brendan O’Connor, Chris Dyer, Kevin Gimpel, Nathan Schneider, and Noah A Smith. 2013. Improved part-of-speech tagging for online conversational text with word clusters. In *NAACL*, pages 380–390.
- Jeffrey Pennington, Richard Socher, and Christopher Manning. 2014. Glove: Global vectors for word representation. In *Proceedings of the 2014 conference on empirical methods in natural language processing (EMNLP)*, pages 1532–1543.
- Matthew Peters, Mark Neumann, Mohit Iyyer, Matt Gardner, Christopher Clark, Kenton Lee, and Luke Zettlemoyer. 2018. Deep contextualized word representations. In *NAACL*, volume 1, pages 2227–2237.
- Alan Ritter, Sam Clark, Oren Etzioni, et al. 2011. Named entity recognition in tweets: an experimental study. In *EMNLP*, pages 1524–1534. Association for Computational Linguistics.
- Nasredine Semmar, Laib Meriama, and Christian Fluhr. 2008. Evaluating a natural language processing approach in arabic information retrieval. In *ELRA Workshop on Evaluation Looking into the Future of Evaluation: When automatic metrics meet task-based and performance-based approaches*, page 24.
- Youssef Tamaazousti, Hervé Le Borgne, and Céline Hudelot. 2017. Mucale-net: Multi categorical-level networks to generate more discriminating features. In *CVPR*.
- Youssef Tamaazousti, Hervé Le Borgne, Céline Hudelot, Mohamed El Amine Seddik, and Mohamed Tamaazousti. 2018. Learning more universal representations for transfer-learning. *arXiv:1712.09708*.
- O Zennaki, N Semmar, and Laurent Besacier. 2019. A neural approach for inducing multilingual resources and natural language processing tools for low-resource languages. *Natural Language Engineering*, 25(1):43–67.
- Bolei Zhou, David Bau, Aude Oliva, and Antonio Torralba. 2018a. Interpreting deep visual representations via network dissection. *IEEE Transactions on Pattern Analysis and Machine Intelligence*.
- Bolei Zhou, Yiyun Sun, David Bau, and Antonio Torralba. 2018b. Revisiting the importance of individual units in cnns via ablation. *arXiv preprint arXiv:1806.02891*.